



City of Cockburn Ordinary Council Meeting **Minutes**

For Tuesday, 11 February 2025

These Minutes are confirmed

Presiding Member's signature



Date: 11 March 2025

Ordinary Council Meeting held Tuesday, 11 February 2025

Table of Contents

	Page
1. Declaration of Meeting.....	4
2. Appointment of Presiding Member (If required)	4
3. Disclaimer	5
4. Acknowledgement of Receipt of Written Declarations of Financial Interests and Conflict of Interest (by Presiding Member)	5
5. Apologies and Leave of Absence	5
6. Response to Previous Public Questions Taken on Notice	5
7. Written Requests for Leave of Absence.....	5
7.1 (2025/MINUTE NO 0001) Leave of Absence - Cr Phil Eva	5
8. Public Question Time	6
9. Confirmation of Minutes.....	8
9.1 Minutes of the Ordinary Council Meeting - 10/12/2024	8
10. Deputations	8
11. Business Left Over from Previous Meeting.....	9
12. Declaration by Members who have Not Given Due Consideration to Matters Contained in the Business Paper Presented before the Meeting	9
13. Decisions Made at Electors Meeting.....	10
13.1 (2025/MINUTE NO 0002) Community Consultation/Engagement regarding AUKUS	10
14. Reports - CEO (and Delegates).....	15
14.1 Planning and Sustainability.....	15
14.1.1 (2025/MINUTE NO 0003) Recommendation on Final Adoption - (Standard) Amendment No.181 to Town Planning Scheme No.3 - Partial Rationalisation of Development Area 4 (Beeliar Neighbourhood Centre) 15	
14.1.2 (2025/MINUTE NO 0004) Design Review Panel (DRP) - Appointment of Members for 10 March 2025 to 12 March 2027 Term	53
14.2 Corporate and System Services	59
14.2.1 (2025/MINUTE NO 0005) Mid-Year Budget Review 2024-25	59
14.2.2 (2025/MINUTE NO 0006) Payments Made from Municipal Fund and Local Procurement Summary - November & December 2024.....	81
14.2.3 (2025/MINUTE NO 0007) Monthly Financial Report - November and December 2024	251
14.3 Community and Place	295
14.3.1 (2025/MINUTE NO 0008) Success Reserve Master Plan.....	295

15. Reports-Standing Committee303

16. Committee Minutes.....303

17. Motions of Which Previous Notice Has Been Given.....303

18. Notices Of Motion Given At The Meeting For Consideration At Next Meeting.....303

 18.1 Investigation - Rockingham and Phoenix Road Roundabout303

19. New Business of an Urgent Nature Introduced by Members or Officers303

20. Matters to be Noted for Investigation, Without Debate303

21. (2025/MINUTE NO 0009) Confidential Business304

 21.1 Confidential Land Matter.....304

22. (2025/MINUTE NO 0010) Resolution of Compliance304

23. Closure of Meeting304

Minutes of the Ordinary Council Meeting, Tuesday, 11 February 2025

Attendance**Elected Members**

Mayor L Howlett (Presiding Member)	
Deputy Mayor C Stone	Central Ward
Cr T Widenbar	Central Ward
Cr T Dewan	East Ward
Cr C Reeve-Fowkes	East Ward
Cr C Zhang	East Ward
Cr K Allen	West Ward
Cr P Corke	West Ward
Cr M Separovich	West Ward

Officers

Mr D Simms	Chief Executive Officer
Ms C Bywater	Director Corporate Systems and Services
Ms K Johnson	Director Community and Place
Mr A Lees	Director Infrastructure
Ms C Catherwood	A/Director Planning and Sustainability
Mr J Blanchard	Manager Legal and Compliance
Ms M Nugent	Media and Communications Officer
Mr M Lee	System Support Officer (IT Support)
Ms L Spearing	Executive Support Officer
Ms S D'Agnone	Council Minute Officer

1. Declaration of Meeting

The Presiding Member declared the meeting open at 7:00pm.

“Kaya, Wanju Wadjuk Budjar” which means “Hello, Welcome to Wadjuk Land”

The Presiding Member acknowledged the Whadjup Peoples of the Nyungar Nation who are the traditional custodians of the land on which the meeting was being held, and paid respect to their Elders both past and present, and extended that respect to First Nations Peoples who were present.

2. Appointment of Presiding Member (If required)

Nil

3. Disclaimer

The Presiding Member read the Disclaimer:

Members of the public, who attend Council Meetings, should not act immediately on anything they hear at the Meetings, without first seeking clarification of Council's position.

Persons are advised to wait for written advice from the Council prior to taking action on any matter that they may have before Council.

4. Acknowledgement of Receipt of Written Declarations of Financial Interests and Conflict of Interest (by Presiding Member)

Item	Declaration	Elected Member/Officer
13.1	Impartiality	Mayor Howlett
14.3.1	Impartiality	Deputy Mayor Stone

5. Apologies and Leave of Absence

Leave of Absence

Cr Phil Eva, JP

Apology

Mr Daniel Arndt, Director Planning and Sustainability

6. Response to Previous Public Questions Taken on Notice

Nil

7. Written Requests for Leave of Absence

7.1 (2025/MINUTE NO 0001) Leave of Absence - Cr Phil Eva

<p>Council Decision</p> <p>MOVED Deputy Mayor C Stone SECONDED Cr T Dewan</p> <p>That Council approves Cr Philip Eva’s request for a Leave of Absence from 11 February 2025 to 16 February 2025.</p> <p><u>CARRIED 9/0</u></p>
--

8. Public Question Time

Anthony Certoma, Coogee

Item 13.1 Community Consultation/Engagement regarding AUKUS

- Q1. On page 10 of today's 11 February 2025 OCM Agenda under heading Budget/ Financial Implications, it states that 'Should Council resolve to undertake a risk/benefit analysis on AUKUS on the Cockburn local economy, such a study is currently unfunded. It will require the City to redirect resources from existing projects to undertake such a study'. What sort of funding in dollars terms would be required to undertake such a study?
- A1. The Acting Director Planning and Sustainability advised funding has not been allocated in the existing operating budget. The City would need to scope the study and undertake market testing to determine the likely cost to the City.
- Q2. On page 10 of today's Agenda, under heading Listening and Leading, it states that 'the City is a community focused, sustainable, accountable, and progressive organisation'. How does Council reconcile that key focus with the recommendation resolution that Council notes the City's report on the Special Council Meeting resolution?
- A2. The Acting Director explained that Council must consider motions passed at an Electors' Meeting. It is for Council to determine what action, if any, it takes in response to an elector's motion based on the information in the report.
- Q3. What are the real-world key differences between supporting AUKUS specifically and supporting defence industries in general (as under the Resolution), which was the terminology used previously.
- A3. The Acting Director advised one is specific, the other is not.
- Q4. Are there any other examples in the Economic Pillars where a specific player is nominated in preference to the general industry?
- A4. The Acting Director advised it is not a case of being in preference to general industry, it is about a clear message of support for AUKUS which Council voted to include.
- Q5. On Page 8 it states "pursuant to s.16.3 and 16.4 of the City's Standing Orders Local Law 2016 a motion of revocation must be given to the CEO at least 14 days before the meeting and must be signed by at least one third of the Elected Members of the Council. No such formal and signed notice to revoke has been received.
- How does the City reconcile this position with this response I received from the CEO on 25 July 2025, "giving due regard to the previous decisions of the Council, a resolution was carried at the May Ordinary Council Meeting. A Council is permitted to change its mind on a previous decision by resolving a new Position."
- Given the current Standing Orders, how do you reconcile the two apparent contradictions?

- A5. The Acting Director advised a revocation of a Council decision can occur if a Council decision has not been implemented. Where Council has resolved a position on an issue, and that position has been implemented over time, it is open to Council to resolve differently by adopting a new position. It is expected that local governments will change position from time to time, based on changes in the external environment.

Elke Grosselindemann, Bibra Lake

Turtle Conservation Initiatives

- Q1. In a recent communication received from the Director of Planning and Sustainability at the City of Cockburn, it was stated that the City of Cockburn spends approximately \$150,000 per annum on turtle conservation initiatives. Would the City of Cockburn be able to provide a breakdown of the costs of each of these initiatives please?
- A1. The Acting Director Planning and Sustainability advises annual expenditure on turtle conservation is comprised of the following:

Contributions to Save our Snake Necked Turtle Volunteer Program	\$10,000
Installing traffic control methods to reduce instances of vehicle strike	\$30,000
Feral animal control (inclusive of recent reactive control due to observed increases in predation rates)	\$65,000
Turtle population surveys	\$35,000
Investigations into feasibility of enhancing turtle habitat by transferring excess stormwater to drying wetlands	\$10,000
Turtle tracker volunteer support	\$5,000
Total	\$155,000

This expenditure does not include the ongoing reserve management activities such as revegetation and weed control that also improve turtle habitat in wetland reserves.

Anthony Certoma, Coogee

Subject: Governance Review Management Report – Agenda Briefings

- Q6. Questions in relation to City of Cockburn Governance Review Management Report relating to 'Response to the Governance Review Arising from the Inquiry into the City of Cockburn (May 2021)' published 25 October 2022, some two years ago. Specifically, the then current practice of no public attendance allowed (by Council resolution) at Agenda Briefing Sessions.

The Cole Recommendation in response to this was that public attendance by way of observer status only be allowed at Agenda Briefings.

Finally, Executive Recommendation 4 in response to this was 'that Council provides for members of the public to attend online Council Meeting Agenda Briefings in an observer capacity only, except for matters of confidential business, which will exclude access for members of the public'.

Has this executive recommendation been enacted? If not, why not?

- A6. The Manager Legal and Compliance thanked Mr Certoma for his question and advised Council considered the City's approach to Agenda Briefings at the 14 December 2023 Ordinary Council Meeting. Council resolved to implement the current approach to Agenda Briefings, which is to conduct them as information sessions only. The reasons for this decision are contained in the Minutes of the 14 December 2023 Ordinary Council Meeting.

Michael Read, Coogee

Subject: Disclaimer

- Q1. Something you mentioned, Mr Mayor, at the beginning of this meeting, that things that are before Council may not be taken outside the meeting without prior approval from the Council. It is just a point of clarification, when does a matter come before the Council? Is it when there is communications with Council officers or correspondence that has been copied around all of the Councillors, or is it something else?
- A1. The Chief Executive Officer thanked Mr Read for his question and advised he believed the comment being referred to was related to the disclaimer which the Mayor read out at the beginning of the meeting, which is really just asking members of the public to not act on any decision passed by Council tonight until the minutes are released, which confirm the decisions being carried.

9. Confirmation of Minutes

9.1 Minutes of the Ordinary Council Meeting - 10/12/2024

Recommendation

That Council confirms the Minutes of the Ordinary Council Meeting held on Tuesday, 10 December 2024 as a true and accurate record.

10. Deputations

The Presiding Member invited each of the following deputees to come forward and present their deputations:

- 1. Anthony Certoma**
Decision Made at Special Electors' Meeting
Item 13.1 – Community Consultation/Engagement regarding AUKUS
- 2. Jo Valentine**
Decision Made at Special Electors' Meeting
Item 13.1 – Community Consultation/Engagement regarding AUKUS

The Presiding Member thanked the presenters for their deputations.

11. Business Left Over from Previous Meeting

Nil

12. Declaration by Members who have Not Given Due Consideration to Matters Contained in the Business Paper Presented before the Meeting

Nil

En Bloc Resolutions

7:35pm The following items were carried En Bloc by simple majority:

13.1	14.1.1	21.1
	14.1.2	
	14.2.2	
	14.2.3	

7:36pm The following items were carried En Bloc by absolute majority:

14.3.1

13. Decisions Made at Electors Meeting

Type of Interest	Nature of Interest
Mayor Howlett submitted an Impartiality Interest, pursuant to Regulation 22 of the <i>Local Government (Model Code of Conduct) Regulations 2021</i> for Item 13.1.	My wife voted on the motion at the Special Electors' Meeting.

13.1 (2025/MINUTE NO 0002) Community Consultation/Engagement regarding AUKUS

Executive	Director Planning and Sustainability
Author	Director Planning and Sustainability
Attachments	N/A

Council Decision

MOVED Cr T Widenbar SECONDED Cr T Dewan

That Council NOTES the City's report on the Special Electors' Meeting resolution.

CARRIED 9/0

Background

At the Special Electors' Meeting, held on 19 December 2024, the following Motion was put forward and carried by Electors present:

MOVER: Anthony Certoma
SECONDED: Robyn Walsh

That Council:

- (1) Revokes 2024/MINUTE NO 0081, "(2) SUPPORTS AUKUS and the benefits it brings to Cockburn, including jobs, infrastructure, investment and growth.";
- (2) Instructs the City to prepare a report considering all the potential risks and benefits that AUKUS may bring;
- (3) Once the report is published, the City will undertake a wide-ranging Community Consultation/Engagement process in order to ascertain the views of its Residents;
- (4) then vote on the support AUKUS Motion giving proper consideration to the Report and Community views.

CARRIED 18/1

Reason

On the 14 May 2024 at an Ordinary Council Meeting, Council unilaterally passed a Motion "Supporting AUKUS" and the "benefits it brings to Cockburn."

There had been no community consultation/engagement on the issue, nor had a detailed report been prepared highlighting the many potential risks as well as the presumed benefits.

There was no proper consideration given. What are the views of the community on this issue? This is a huge issue, and residents deserve the right to lobby, to talk and to advocate prior to a vote of Council.

The Resolution was carried 7/3 indicating dissension amongst the Elected Members on the issue. Given the timelines involved, we have the time to do this in a proper manner, rather than "shooting from the hip".

Submission

N/A

Report

At its Ordinary Meeting of 14 May 2024 Council resolved the following:

That Council:

- (1) APPROVES the recommended changes to the current Economic Development Framework Action Plan as detailed in the report; and
- (2) SUPPORTS AUKUS and the benefits it brings to Cockburn, including jobs, infrastructure, investment, and growth.

The Council resolution was in relation to proposed amendments to the 2022-23 Economic Development Framework Action Plan, which sets in place economic activities and reporting mechanisms covering four economic pillars, to be delivered over a five-year period (to 2027).

The City's report sought to amend the four economic pillars to better align with the evolved economic environment and core focus areas of the business communities within the Cockburn.

Pursuant to s.16.3 and 16.4 of the City's *Standing Orders Local Law 2016* a motion of revocation must be given to the CEO at least 14 days before the meeting and must be signed by at least 1/3 of the Elected Members of the Council.

The Council is not compelled to adopt the motions passed at an Electors Meeting and as such no formal and signed notice to revoke the Council's resolution of 14 May 2024 (Minute No. 0081) has been received.

AUKUS is a trilateral security partnership agreement between Australia, the United Kingdom, and the United States, to develop and provide joint advanced military capabilities to promote security and stability in the Indo-Pacific region.

The WA Government has identified its aim to become the principal location for the maintenance and sustainment of submarines and frigates as its most significant defence industry goal.

In addition to this, growing emphasis on the concept of the Indo-Pacific over the last decade places WA, and therefore the City, in a strong position to become a leader in Australia's defence industry.

Of particular interest to the Cockburn economy is Australia's acquisition of three to five Virginia Class SSN Nuclear powered submarines from the USA, and the construction of eight AUKUS-SSN class submarines in Adelaide. All Australian submarines will continue to be based at HMAS Stirling (Garden Island).

The defence industry is a major component of the Cockburn economy, driven largely by the Australian Marine Complex (AMC), a world-class industrial hub in Henderson.

The City is home to \$15 billion in marine infrastructure and several major businesses in the sector, including defence prime contractors Austal, BAE Systems, Raytheon, Cvmec, and Luerksen Australia.

The AMC is also a critical sustainment hub for the Royal Australian Navy's presence on Garden Island and all out-of-water sustainment activities for the fleet in WA are undertaken at the AMC.

The AMC has also been instrumental in some of the country's largest mining, oil and gas projects and is one of only two locations identified for naval shipbuilding in Australia.

Revenue from the Australian shipbuilding industry is expected to reach \$4.8 billion by 2025 and the Federal Government plans to invest between \$168 and \$183 billion into the National Naval Shipbuilding Enterprise, the largest capital investment ever undertaken in Australia.

Flow-on effects of the significant shipbuilding and submarine sustainment programs based in Henderson will see over 2,000 additional support-industry workers, over 500 US/UK sailors through Submarine Rotational Force West (SuRF) and the Australian Submarine Agency. These employees will bring families and require housing, education, shops, recreation nearby.

Submarine sustainment provides significant and ongoing economic income to the blue economy over the 33-year lifecycle of each AUKUS-SSN submarine. The sustainment investment (\$8 billion) is anticipated to exceed that of submarine construction investment (\$6 billion).

In 2022, the Morrison Federal Government also pledged \$4.3 billion for a new large-vessel dry berth at the AMC.

The current wave of defence investment puts the City in a strong position to place itself as a national leader in marine defence and the Blue Economy.

The planned dry berth is a major opportunity for the City. The only other existing berth of its kind is in Sydney, which was built during the Second World War and requires significant maintenance. The next closest dry berth is in Singapore.

Given the commitments by the Federal and State Government, in particular the projected investments at the AMC, it is prudent that the City advocates its support of AUKUS and the defence sector, in order to ensure that the economic benefits to the City are maximised.

Summary

Only elected members can resolve to revoke a Council resolution, in accordance with the City's *Standing Orders Local Law*, and at this stage no such revocation notice has been provided. As such resolution (1) of the Special Electors' Meeting, held on 19 December 2024, cannot be supported.

The Federal and State Governments are responsible for AUKUS.

They are both currently reviewing the landholdings, operational needs, future infrastructure, and security requirements to achieve required outcomes.

The City's support for AUKUS aligns this work to the opportunities available for the City, its community and stakeholders.

Any assessment of the risks and benefits would need to be fully cognisant that AUKUS will proceed, with or without the City's support.

Strategic Plans/Policy Implications

Local Economy

A sustainable and diverse local economy that attracts increased investment and provides local employment.

Listening and Leading

A community focused, sustainable, accountable, and progressive organisation.

Budget/Financial Implications

Should Council resolve to undertake a risk/benefit analysis on AUKUS on the Cockburn local economy, such a study is currently unfunded. It will require the City to redirect resources from existing projects to undertake such a study.

Legal Implications

Implementing recommendation (1) of the Special Electors' Meeting resolution would be in direct contravention of the City's *Standing Orders Local Law*.

Community Consultation

N/A

Risk Management Implications

The City is legally obligated to follow the rules set out in its own *Standing Orders Local Law*, ignoring those statutory requirements could result in actions being taken against the Council by the Department.

Advice to Proponent(s)/Submitters

The mover and seconder of the Special Electors' Meeting resolution have been advised that this matter is to be considered at the 11 February 2025 Ordinary Council Meeting.

Implications of Section 3.18(3) *Local Government Act 1995*

Nil

14 Reports - CEO (and Delegates)

14.1 Planning and Sustainability

14.1.1 (2025/MINUTE NO 0003) Recommendation on Final Adoption - (Standard) Amendment No.181 to Town Planning Scheme No.3 - Partial Rationalisation of Development Area 4 (Beeliar Neighbourhood Centre)

Executive	Director Planning and Sustainability
Author	Senior Strategic Planner
Attachments	1. Advertised Amendment No.181 Report ↓ 2. Schedule of Submission(s) ↓
Location	Yangebup and Beeliar
Owner	Various
Applicant	City of Cockburn
Application Reference	109/181

Council Decision

MOVED Cr T Widenbar SECONDED Cr T Dewan
That Council:

- (1) SUPPORTS final approval of Scheme Amendment No.181 as advertised (i.e. without modification), for the purpose of:
 - a) Rezoning various lots within Development Area 4' from 'Development' to 'Residential (R60)' and 'Local Centre' as depicted on the Scheme Amendment Map.
 - b) Reclassifying land within 'Development Area 4' from the 'Development' zone to a local reserve for 'Lakes and Drainage', Local Road' or 'Public Purpose – Primary School', as depicted on the Scheme Amendment Map.
 - c) Modifying the Scheme Maps and 'Table 6 – Additional Uses' of the Scheme Text, to remove Additional Use No.9 (AU 9) and its related provisions.
 - d) Reducing the extent of the 'Development Area 4' Special Control Area boundary, as depicted on the Scheme Amendment Map; and
- (2) DELEGATES authorisation and submission of the amendment documentation to the Western Australian Planning Commission along with the request for the endorsement of final approval by the Hon. Minister for Planning.

CARRIED 9/0

Background

Initiated by Council at the 10 September 2024 Ordinary Council Meeting, Scheme Amendment 181 (Item 14.1.2) and No.174 (Item 14.1.1) collectively propose to transfer numerous zones and reserves on five completed, and two substantially completed structure plans within Development Area 4, into Town Planning Scheme No.3 (TPS 3).

This process, commonly referred to as Structure Plan 'rationalisation', ensures the City retains appropriate planning mechanisms to guide and control future uses and/or redevelopment of the land (including a similar range of permissible land uses and associated development standards as currently apply), consistent with community expectations.

Scheme Amendment No.181 specifically focusses on land in and around the local centre identified on Structure Plan 4A – Cell 6 (Yangebup/Beeliar), inclusive of the following minor zoning adjustments, that triggered the need for public advertisement:

Address	LSP Land Use Designation	Current TPS Zoning	Proposed TPS Zoning / Reservation
Lot 806 Durnin Avenue, Yangebup	Local Centre	Development Zone	'Lakes and Drainage'
283 Beeliar Drive, Beeliar	Local Centre & Additional Use (Motor Vehicle Wash)	Development Zone	'Local Centre'
7 Durnin Avenue, Beeliar	Local Centre	Development Zone	'Residential (R60)'
Lot 2 (#40) Ivankovich Avenue, Beeliar	N/A	Development Zone	'Public Purpose – Primary School'
1 Lomax Court, Beeliar	Local Centre	Residential (R40) and Additional Use 9	'Residential (R40)'

On 15 October 2024, the Environmental Protection Agency (EPA) determined formal environmental assessment was not required.

On 30 October 2024, the Department of Planning, Lands and Heritage (DPLH) under delegation from the Minister for Planning, approved advertising of the Scheme Amendment.

Status of Scheme Amendment No.174

At the time of writing this report Scheme Amendment No.174 is awaiting final determination by the Minister for Planning.

Report

A copy of the advertised Scheme Amendment, inclusive of the justification for the various zonings and density codings proposed, and consequential partial revocation of the LSP 4A – Cell 6 Structure Plan is attached (refer Attachment 1).

The purpose of this report is to consider any submissions made during the advertising period and to make a recommendation to the Minister for Planning on final determination.

At the end of the advertising period, one (1) submission of 'No Objection' had been received from the Department of Education (refer Attachment 2). Furthermore, nothing has arisen since initiation warranting any form of modification to the proposal prior to final determination.

If approved by the Minister, a consequence of the Amendment is that partial revocation of the Structure Plan 4A – Cell 6 (Yangebup/Beeliar) will occur. This is consistent with Council's initiation of this amendment.

Complete revocation cannot occur until residual portions of the Structure Plan north of Yangebup Road develop, including the construction and ceding of future public assets (such as roads and public open space), as generally depicted on the existing structure plan.

Strategic Plans/Policy Implications

Local Economy

A sustainable and diverse local economy that attracts increased investment and provides local employment.

- A City that is 'easy to do business with'.

Listening and Leading

A community focused, sustainable, accountable, and progressive organisation.

- Best practice Governance, partnerships and value for money.

Budget/Financial Implications

Not applicable – the Scheme Amendment documentation has been prepared, and the proposal will continue to be progressed by the administration under its FY25 budget allocation.

Legal Implications

- *Planning and Development Act 2005*
- *Planning and Development (Local Planning Schemes) Regulations 2015.*

Community Consultation

The proposal was advertised for 42 days, in accordance with Part 5, Division 3, Regulation 47 of the Planning and Development (Local Planning Schemes) Regulations 2015, between 8 November and 20 December 2024.

Advertising consisted of a notice and electronic copies of the documentation being made available on the City's 'Comment on Cockburn' website and letters to directly affected landowners and/or occupiers, and relevant State Government Agencies.

Hard copies of the documentation were also available to view during work hours at the City's Administration Building in Spearwood for the duration of the advertising period.

Risk Management Implications

The officer recommendation considers the relevant planning matters associated with the proposal. It is considered that the officer recommendation is appropriate.

If the Scheme Amendment does not proceed (or is ultimately refused by the Minister for Planning):

- An opportunity will be missed to address existing anomalies (like the drainage basin and primary school), simplify the planning framework and remove an additional layer of planning (i.e. a portion of the Structure Plan) that has largely served its purpose
- The City will need to consider alternatives to ensure an appropriate local planning framework is in place to guide future land use and/or redevelopment proposals in the area ahead of the Structure Plan expiring.

Advice to Proponent(s)/Submitters

Those who lodged a submission on the proposal have been advised that this matter is to be considered at the 11 February 2025 Ordinary Council Meeting.

Implications of Section 3.18(3) *Local Government Act 1995*

Nil



Town Planning Scheme No.3
Amendment No.181
(Standard)

*Partial Rationalisation of Structure Plan 4A
Development Area 4 (Beeliar Neighbourhood Centre)*

SEPTEMBER 2024

Planning and Development Act 2005
RESOLUTION TO AMEND A TOWN PLANNING SCHEME

City of Cockburn
Town Planning Scheme No.3
Amendment No.181

RESOLVED that the Council, in pursuance of Section 75 of the *Planning and Development Act 2005*, amend the City of Cockburn Town Planning Scheme No.3 by:

1. Rezoning various lots within 'Development Area 4' from 'Development' to 'Residential (R60)' and/or 'Local Centre', as depicted on the Scheme Amendment Map.
2. Reclassifying land within 'Development Area 4' from the 'Development' zone to a local reserve for 'Lakes and Drainage', 'Local Road' or 'Public Purpose – Primary School', as depicted on the Scheme Amendment Map.
3. Modifying the Scheme Maps and 'Table 6 – Additional Uses' of the Scheme Text, to remove Additional Use No.9 (AU 9) and its related provisions.
4. Reducing the extent of the 'Development Area 4' special control area boundary, as depicted on the Scheme Amendment Map.

The Amendment is 'standard' under the provisions of the *Planning and Development (Local Planning Schemes) Regulations 2015* for the following reason(s):

- *It is an amendment to the scheme map that is consistent with a structure plan or local development plan that has been approved under the scheme for the land to which the amendment relates if the scheme does not currently include zones of all the types that are outlined in the plan;*
- *It is an amendment that would have minimal impact on land in the scheme area that is not subject of the amendment; and*
- *It is an amendment that does not result in any significant environmental, social, economic or governance impacts on land in the scheme area.*

Pursuant to Regulation 35A of the *Planning and Development (Local Planning Schemes) Regulations 2015*, the amendment to the above Local Planning Scheme affects the following structure plan(s):

Structure Plan #	Address	Latest WAPC Endorsement	WAPC Reference
4A	Cell 6 Beeliar/Yangebup	15 March 2005	801/2/23/0005P 3V

Upon the amendment taking effect, 'partial' revocation of the above approved structure plan is to occur.

Dated this 10th day of September 2024..



CHIEF EXECUTIVE OFFICER

AMENDMENT REPORT

1.0 INTRODUCTION

Local Structure Plan No.4A (Cell 6 – Yangebup/Beeliar) has been largely implemented, with isolated pockets of undeveloped land.

The purpose of this 'standard' scheme amendment is to transfer the zones and reserves shown on this structure plan (focussing on the Beeliar Neighbourhood Centre) into Town Planning Scheme No.3 (TPS3), to ensure the City maintains appropriate development control ahead of the structure plan expiring on (or after) 19 October 2025.

This process is referred to as the partial rationalisation of a structure plan.

In addition, this proposal includes transferring the constructed South Coogee Primary School from the Development zone to a local "Public Purpose – Primary School" reservation, reflective of its current use and tenure.

2.0 BACKGROUND

The area encompassing Development Area 4 (DA4) has formed the subject of several amendments over the past 30 years, including three separate Metropolitan Region Scheme (MRS) amendments between 1993 and 1996 that collectively transferred the land from 'Rural' and 'Urban Deferred' into the 'Urban' zone.

In response to the MRS amendments, the City's former District Zoning Scheme No.2 was also amended several times, to establish the DA4 special control area and transfer land within it from 'Rural' to 'Residential (R20 or R40)', the 'Commercial' zone, or a local 'Public Purpose' reservation.

Upon the 2002 gazettal of Town Planning Scheme No.3 (TPS3) the boundary of DA4 remained unchanged, however most of the undeveloped land within it was transferred into the newly created 'Development' zone.

As detailed in the following table, DA4 currently includes 11 operative structure plans, of which only one is partially affected by this proposal:

Structure Plan #	Address	Latest Approval (& Expiration Dates)	Proposed Action
4A	Cell 6 – Yangebup / Beeliar	WAPC Mods: 18/7/2022 (Expires: 19/10/2025)	Partially Included in this Amendment <i>(Balance to be Extended)</i>
4B	Cell 9 (Yangebup) & Cell 10 (Beeliar)	WAPC Mods: 19/1/2018 (Expires: 19/10/2025)	Partially included within Basic Amendment <i>(Balance to be Extended)</i>

4C	Lots 1001 & 83 Watson Road and 82 View Street, Beeliar	WAPC: 21/3/2012 (Expires: 19/10/2025)	Extension Request being sought
4D	Lot 74 Howe Street, Beeliar	Council Approval Only: 11/2/2010 (Expires: 19/10/2025)	Included in Basic Amendment
4E	Lots 1-5, 91, 500-501 Howe Street, Beeliar	Council Approval Only: 10/6/2010 (Expires: 19/10/2025)	Included in Basic Amendment
4F	Lot 94 Watson Road, Beeliar	WAPC: 21/7/2014 (Expires: 19/10/2025)	Included in Basic Amendment
4G	Lot 95 Watson Road, Beeliar	WAPC: 15/3/2016 (Expires: 15/3/2026)	Extension Request being sought
4H	Lots 75-81 Prizmic Street & 84-90 Watson Road, Beeliar	WAPC: 28/7/2017 (Expires: 28/7/2027)	No Current Action (valid until 2027)
4I	Lots 97-102 Watson Road, Beeliar	WAPC Mods: 13/10/2022 (Expires: 20/2/2028)	Included in Basic Amendment
4J	Lot 81 McLaren Avenue, Beeliar	WAPC: 11/6/2018 (Expires: 11/6/2028)	Included in Basic Amendment
4K	Lots 7, 65-67 View Street, Beeliar	WAPC: 3/10/2019 (Expires: 3/10/2029)	No Current Action (valid until 2029)

As noted, rationalisation of some of these structure plans forms the subject of an associated 'basic' Scheme Amendment (#174).

This proposal principally seeks to rationalise land within Structure Plan 4A in and around the Beeliar Neighbourhood Centre, including land that couldn't be included in that 'basic' amendment due to a desire to vary from the approved Structure Plan, and use zonings that better match the development that has subsequently occurred.

Complimentary, minor adjustments to the zoning of other land within the DA 4 area is also proposed, as discussed in the following sections.

The extent of DA4 (thick black dashed line), the various structure plans (red solid line) and the boundaries of the two complimentary scheme amendment proposals (yellow dashed line), are depicted on **Figures 1 and 2**.

As the balance of 4A and Structure Plans, C, G, H and K are either yet to commence or are still undergoing further subdivision and development, they are not being rationalised under either Scheme Amendment proposal. Instead, they will retain their existing 'Development' zoning and may form the subject of future structure plan extension requests.

Many of the structure plans include Local Development Plans (LDPs). This scheme amendment has no effect on the operation of those instruments which will remain in effect until they expire on (or after) 19 October 2025.

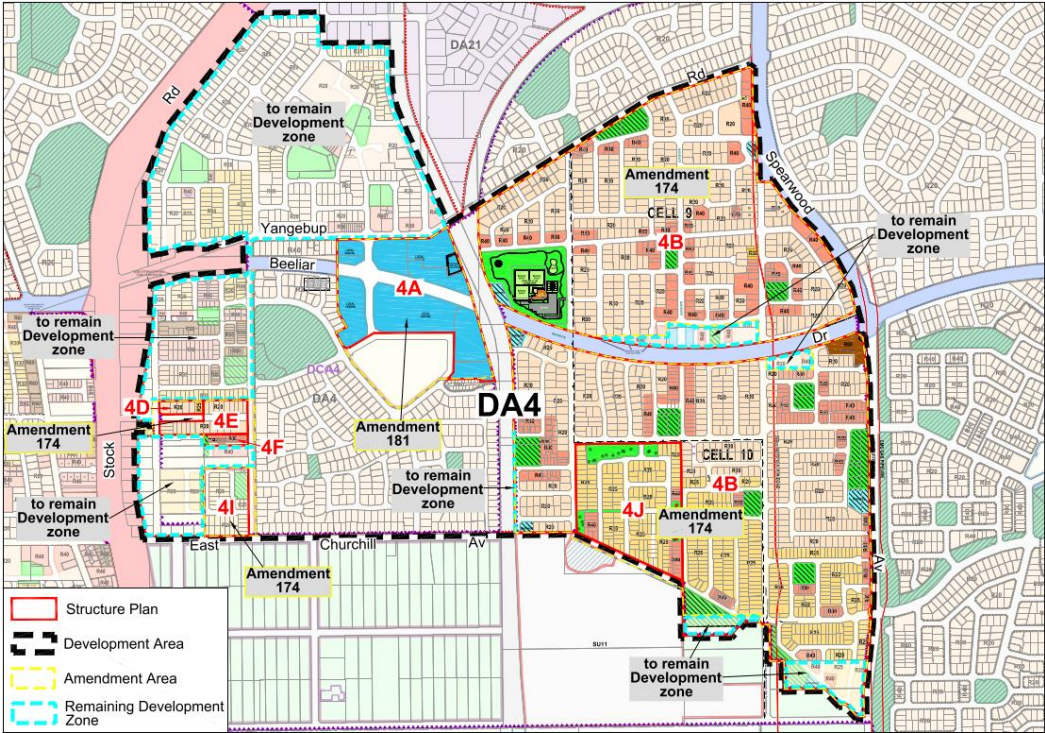


Figure 1 – DA4, Amendment Extent and Development Zone extent

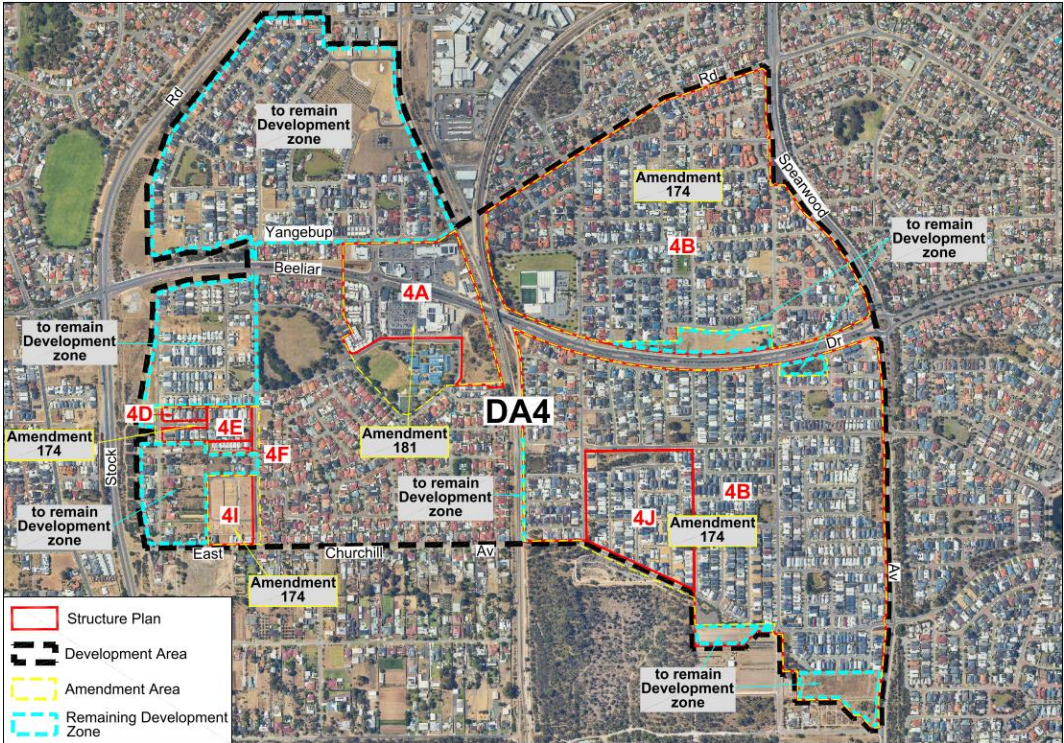


Figure 2 – Aerial Photograph showing extent of Completed Subdivision and Development

3.0 AMENDMENT TYPE

Part 5, Division 1, Regulation 34 of the *Planning and Development (Local Planning Schemes) Regulations 2015*, identifies different amendment types: basic, standard and complex.

Regulation 35(2) requires the local government to specify in their resolutions to prepare or adopt an amendment what type of amendment it is, as well as the explanation for forming that opinion.

This amendment is considered a 'standard' amendment, which Regulation 34 describes as any of the following amendments to a local planning scheme:

- a) *an amendment relating to a zone or reserve that is consistent with the objectives identified in the scheme for that zone or reserve;*
- b) *an amendment that it is consistent with a local planning strategy for the scheme that has been endorsed by the Commission;*
- c) *an amendment to the scheme so that it is consistent with a region planning scheme that applies to the scheme area, other than an amendment that is a basic amendment;*
- ca) *an amendment to the scheme to –*
 - i) *include a provision in the scheme that a specified planning code is to be read as part of the scheme; or*
 - ii) *provide for the modification of a planning code that is to be read as part of the scheme;*
- d) *an amendment to the scheme map that is consistent with a structure plan or local development plan that has been approved under the scheme for the land to which the amendment relates if the scheme does not currently include zones of all the types that area outlined in the plan;*
- e) *an amendment that would have minimal impact on land in the scheme area that is not the subject of the amendment;*
- f) *an amendment that does not result in any significant environmental, social, economic or governance impacts on land in the scheme area;*
- g) *any other amendment that is not a complex or basic amendment.*

This proposed amendment satisfies *parts (d), (e) and (f)* of the above criteria.

Specifically, it is an amendment to the local planning scheme map that involves zoning land consistent with the intent and subsequent built form outcomes of the approved structure plan for the same land, in a manner that does not have any significant environmental, social, economic or governance impact on surrounding land.

4.0 TOWN PLANNING CONTEXT

4.1 State Planning Framework

The majority of DA4 is identified in the *South Metropolitan Peel Sub-Regional Planning Framework* and zoned ‘Urban’ under the Metropolitan Region Scheme (MRS) and is intersected by two important regional transport corridors.

Beeliar Drive is identified and reserved as an existing ‘Other Regional Road’, whilst the ARC operated, Cockburn South freight railway line is identified and reserved for ‘Railways’.

Small slivers of DA4 also extend within the Kwinana Air Quality Buffer which is identified in the sub-regional framework and zoned ‘Rural’ in the MRS, although the structure plans for these areas limit their use to public reserves such as drainage and/or public open space (POS).

This proposal is specifically restricted to the Urban zoned portion of DA4.

4.2 City of Cockburn Local Planning Framework

Under TPS3, the affected land is primarily zoned ‘Development’ and identified on the Scheme Map and in Table 9 of the Scheme Text as ‘Development Area 4’.

The purpose of the ‘Development’ zone is to trigger the requirement for a Structure Plan to guide further subdivision and/or development.

Table 9 allows specific ‘provisions’ to then be applied to defined Development Areas, to inform the subsequent structure planning, subdivision and development processes. For DA4, it includes the following:

TABLE 9 – DEVELOPMENT AREAS		
REF. NO.	AREA	PROVISIONS
DA 4	Yangebup (Development Zone)	1. An approved Structure Plan together with all approved amendments shall be given due regard in the assessment of applications for subdivision and development in accordance with clause 27(1) of the Deemed Provisions.

The balance of the land affected (the Grouped Housing development at #1 Lomar Court), is zoned ‘Residential (R40)’. It is also identified on the Scheme Map and in Table 6 of the Scheme Text as Additional Use site No.9 (AU9).

Despite anything contained in the Zoning Table of TPS3, Table 6 can be used to allow the consideration of specific additional uses on specified land, where necessary, subject to specific terms or conditions. For AU9, it includes the following:

TABLE 6 – ADDITIONAL USES			
No.	Description of Land	Additional Use	Conditions
AU 9	Lot 618 on Plan 23619 Lomax Court, Beeliar <i>(now #1 Lomar Court / Survey-Strata Plan 61588 on Lot 800 on DP 60800)</i>	1. Additional Uses Aged or Dependent Persons Dwelling (P) Civic Building (P) Grouped Dwelling (P) Home Occupation (P) Multiple Dwelling (P) Consulting Rooms (P) Child Care Centre (P) Health Studio (P) Medical Centre (P) Museum (P) Office (P) Restaurant (P) Education Establishment (AA) Place of Public Worship (AA) 2. Design Requirements Building Location: The buildings shall have a maximum front setback to “main street” of 3.0 metres. Nil side setbacks are permitted. Building Frontage: Buildings shall have frontage to the “main street”, with windows/doors comprising not less than 50% of the façade. Building Form: Buildings shall have pitched roofs of not less than 26 degrees. Carparking: No parking will be allowed in front of the building. Council will consider reciprocal parking arrangements with other “main street” developments. Service Areas: All service areas are to be concealed from public view and accessed from the rear lane. Vehicle Access: Vehicle access shall be from the rear lane, only crossovers indicated on the plan will be permitted on “main street”. Pedestrian Amenity: Buildings shall provide weather protection with verahdahs, awnings or colonnades at entries.	Planning Approval

This land also forms the subject of Development Contribution Area 4 and 13 (DCA4 – Yangebup West and DCA 13 – Community Infrastructure) under TPS3. This amendment has no impact on the operation of those DCA's.

5.0 PROPOSAL

Subdivision and development of substantive portions of DA4 are now complete, meaning that many structure plans in this area have served their purpose and are no longer required.

In concert with Scheme Amendment #174, this amendment seeks to remove these areas from DA4 and transfer the structure plan identified zonings and reservations for the land into the Scheme, ahead of the structure plans expiring on (or shortly after) 19 October 2025.

Development Area 4:

As there remain portions of DA4 yet to be structure planned, or that involve structure plans in various stages of implementation, deletion of DA4 and its special provisions is not proposed at this time, rather just a further reduction to the extent of the special control area boundary to reflect the outcome of this proposal. A more significant refinement is proposed via Scheme Amendment #174.

Additional Use 9:

As the entirety of Lot 618 (now Lot 900) Lomax Court has now been developed for Residential (grouped housing) purposes, generally in accordance with the listed design criteria, the additional use rights are no longer required or appropriate and are therefore proposed to be removed.

Local Structure Plans (LSP):

Details of Structure Plan 4A (include the LSP map and a recent aerial of the area are provided in this section to demonstrate the reasoning for rationalisation. This includes discussion on the matters that led to these areas being separated out from Scheme Amendment #174.

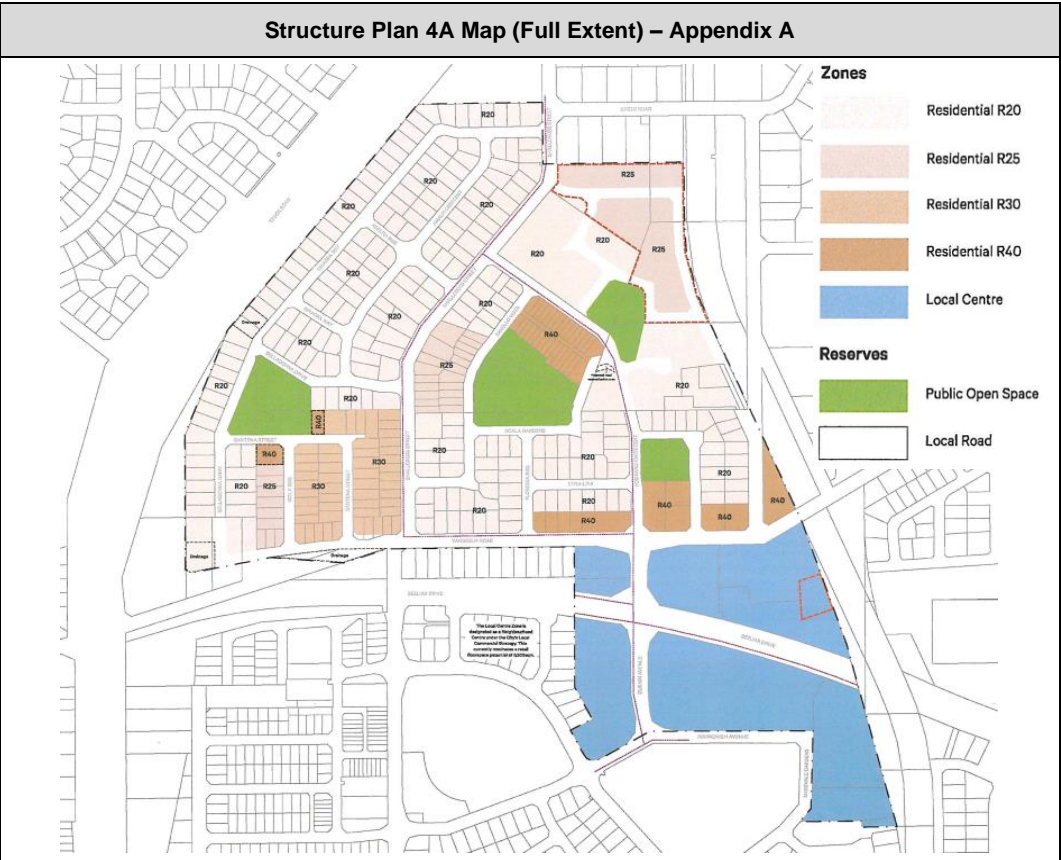
Cell 6 Beeliar / Yangebup – (4A)

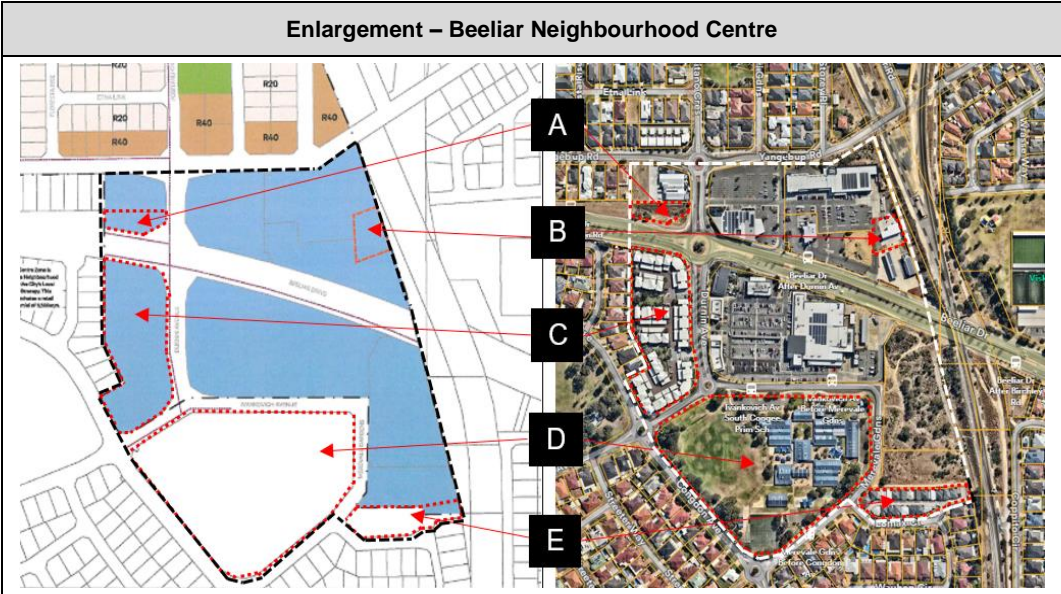
Bounded by Stock Road to the west, the light industrial frame of the Bibra Lake Industrial area to the north, the existing freight railway line to the east, and Congdon Avenue, Merevale Gardens and Lomax Court to the south, this Structure Plan identifies a comprehensive network of local roads and POS, servicing primarily low (R20-R30) residential density housing.

Pockets of higher density (R40) housing are located in higher-amenity locations that have a direct relationship to POS or close proximity to the established services located within the Neighbourhood Centre that straddles Beeliar Drive.


This proposal focuses on rationalising land in and around the established activity centre. Most of the land is proposed to be zoned ‘Local Centre’ consistent with its WAPC Approved Structure Plan designation (which includes both Local and Neighbourhood Centres as defined by the City’s Commercial Strategy). The exceptions that have triggered the need to advertise and separately consider via the ‘standard’ scheme amendment stream, are discussed in the following table.

A full copy of the approved Structure Plan Map, relevant Deposited Plans and Development Approvals are attached as **Appendices A-D**.





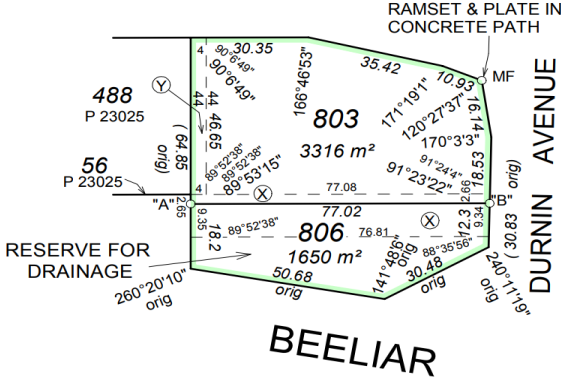
AREA 'A'





Property Address:	Lot 806 Durnin Avenue, Yangebup
Structure Plan Land Use Designation:	Local Centre
Current TPS zoning:	Development
Proposed TPS 3:	Local Reserve – 'Lakes and Drainage'

Reasoning:

To reflect WAPC approved subdivision #151639, the resultant City ownership and its substantial use as a 'Drainage' reserve (refer **Appendix B**, relevant extract below):



AREA 'B'		
	Property Address:	283 Beeliar Drive, Beeliar
	Structure Plan Land Use Designation:	Local Centre & Additional Use (Motor Vehicle Wash – 'D')
	Current TPS zoning:	Development
	Proposed TPS 3:	'Local Centre' (only)
Reasoning:		
<p>Amendment #6 to Structure Plan 4A introduced Additional Use rights to a then vacant portion of 283 Beeliar Drive in July 2022, specifically to accommodate a Motor Vehicle Wash proposal that has subsequently been approved and constructed on-site.</p> <p>In recognition that this land use might be appropriate in similar zones, in December 2022 Council initiated Scheme Amendment #157 to make the use 'A' (discretionary, following a period of public advertisement), and to update its Local Planning Policy (LPP3.4 – Service Stations and Motor Vehicle Wash Facilities) to help guide the future layout and determination of appropriate sites.</p> <p>Amendment #157 was gazetted in October 2023, with the updated LPP taking affect shortly after.</p> <p>Whilst the default 'A' permissibility in TPS3 is slightly more onerous than its 'D' designation under Structure Plan 4A (which doesn't automatically trigger public advertisement), in practice this will have no impact on this specific site by virtue of its existing Development Approval (DA22/0476).</p>		
AREA 'C'		
	Property Address:	7 Durnin Avenue, Beeliar
	Structure Plan Land Use Designation:	Local Centre
	Current TPS zoning:	Development
	Proposed TPS 3:	'Residential (R60)'

Reasoning:

In December 2013, the Metro South-West Joint Development Assessment Panel approved development of 7 Durnin Avenue for 100 Multiple Dwellings (DAP13/010 – refer key extracts below and **Appendix C**).

Acknowledging their proximity to on-street carparking and those ground floor dwellings being accessible from the street, Condition 30 of that approval permits the ground floor dwellings facing Durnin Avenue to be utilised for 'Office' without requiring a 'change of use' development application.

Insertion of more intensive commercial uses is unlikely to be appropriate and largely compromised by the use of 2.65m floor to ceiling heights for the ground floor units, below the 3.3m minimum suggested in *State Planning Policy 7.3 – Residential Design Codes – Vol 2* to accommodate the services necessary to support retail/commercial ground floor uses of Mixed Use buildings.

The objective of a 'Local Centre' zone in TPS3 is:

'To provide for convenience retailing, local offices, health, welfare and community facilities which serve the local community, consistent with the local – serving role of the centre'.



The developed outcome for this site is more consistent with the objective of the 'Residential' zone in TPS3, which is:

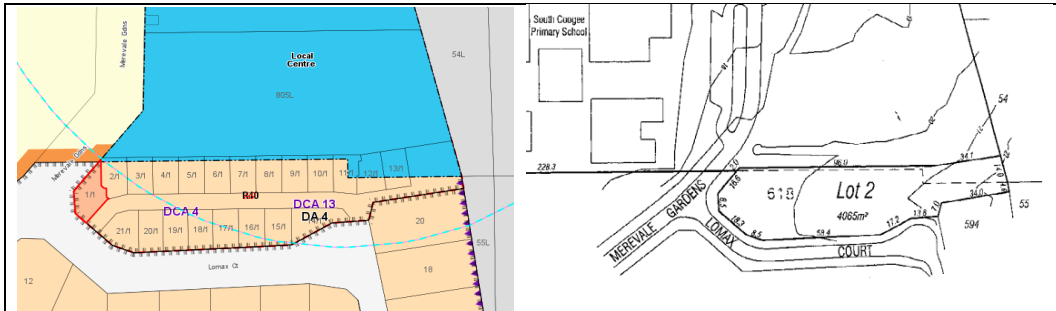
- *To provide for a range of housing and a choice of residential densities to meet the needs of the community.*
- *To facilitate and encourage high quality design, built form and streetscapes throughout residential areas.*
- *To provide for a range of non-residential uses, which are compatible with and complementary to residential development.*

An 'R60' density coding is proposed on the basis it matches the development approval, determined in accordance with *clause 4.8.3 b)* of TPS3, which in the absence of a prescribed R-Code outside the Residential or Regional Centre Zones, requires residential development to be in accordance with the R60 code.

A further benefit of this outcome is that it will also help to focus commercial activities within the core of the neighbourhood centre (east of Durnin Avenue).



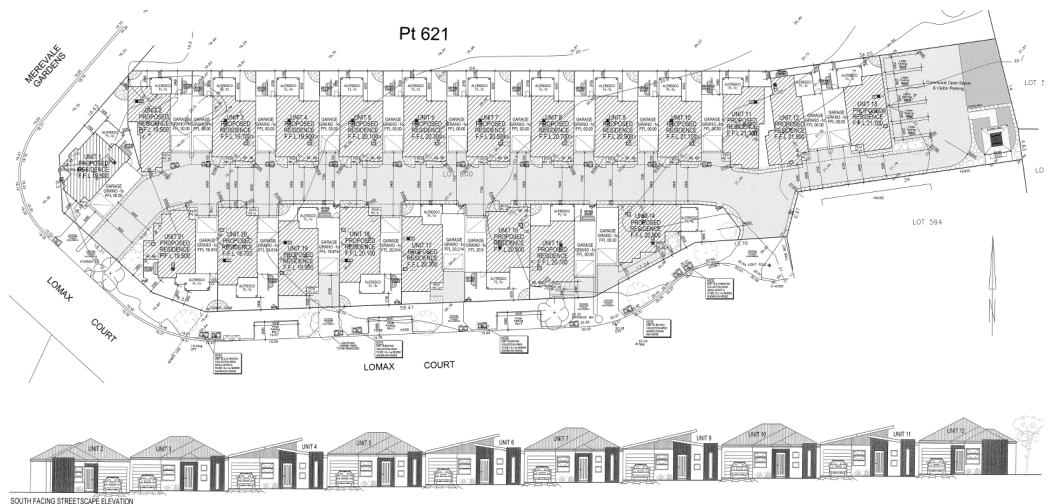
AREA 'D'		
	Property Address:	Lot 2 (#40) Ivankovich Avenue, Beeliar
	Structure Plan Land Use Designation:	N/A
	Current TPS zoning:	Development
	Proposed TPS 3:	'Public Purpose – Primary School'
Reasoning:		
<p>Portions of Lot 2 (#40) Ivankovich Avenue, Beeliar were previously reserved 'Public Purpose – Primary School' under DZS2. Upon gazettal of TPS3, the land was transferred to the 'Development' zone and included within Development Area 4.</p> <p>In line with the flexibility afforded by this zoning, the shape of the school site was subsequently adjusted by the Department of Education ahead of its 2002/03 construction. Whilst structure plans have subsequently been prepared and approved around the site, none have been prepared over it, nor is there any purpose in still requiring one to be prepared.</p> <p>Reserving the land 'Public Purpose – Primary School' would better reflect its developed purpose and ongoing use as South Coogee Primary School.</p>		
AREA 'E'		
	Property Address:	Lot 800 Lomax Court, Beeliar
	Structure Plan Land Use Designation:	Local Centre (partially only)
	Current TPS zoning:	Residential (R40) & Additional Use 9
	Proposed TPS 3:	'Residential (R40)'
Reasoning:		
<p><u>Zoning Boundary Adjustment</u></p> <p>Lot 800 Lomax Court, Beeliar is primarily zoned 'Residential (R40)' in TPS3, with small portions along its northern boundary and covering its northeast corner of the site zoned 'Development' in TPS3 and identified as 'Local Centre' within Structure Plan 4A.</p> <p>This unusual situation is the result of a boundary realignment which determined the current extent of Lot 800 Lomax Court and Lot 805 Merevale Gardens (WAPC Ref. #135270). The dashed line on the image below, best shows the previous lot boundary (that matches the current TPS3 zonings):</p>		



Given Lot 800 has subsequently been developed entirely for residential purposes, adjusting the TPS3 zonings (and residential density coding) to match the current cadastral boundaries is proposed by removing its partial 'Local Centre' zoning.

Removal of Additional Use 9

In 2010 the City issued Development Approval for 21 Grouped Dwellings (Single Bedroom Dwellings) on Lot 800 (DA10/0806 – refer key extracts below and at **Appendix D**). WAPC Approval was subsequently obtained to subdivide the land into 21 survey-strata lots in the same shape and size as the approved development (WAPC Ref. #17-12).



In the context of what has been constructed and how the land is now used, the wider range of commercial uses currently allowed by its Additional Use designation are no longer appropriate. Furthermore, the Design Requirements (which principally focus on commercial forms of development), are no longer applicable, with any future extension or redevelopment more comprehensively addressed via application of the Residential Design Codes.

On this basis it is proposed that Additional Use 9 be removed from TPS3 in its entirety. Of note, this outcome is consistent with its new draft scheme (Local Planning Scheme #13) adopted by Council for the purposes of seeking WAPC consent to advertise at the April 2024 OCM.

The remaining landholdings the subject of this amendment are proposed to be rationalised into TPS 3 directly in accordance with its Structure Plan 4A 'Local Centre' designation.

6.0 CONCLUSION

For the following key reasons, now is an appropriate time for the structure plan to be partially revoked and its zones and reserves rationalised into the Scheme:

- All public reserves have been suitably constructed/embellished and transferred into public ownership; and
- all zoned land on the endorsed structure plans have been substantially subdivided and/or developed for private commercial and/or residential purposes.

Recognising these zones and reserves within TPS 3 will:

- avoid the future need to seek WAPC approval to extend the approval period of the existing structure plans; and
- remove a redundant layer of planning control whilst still ensuring the City maintains appropriate mechanisms to guide and control future redevelopment of the land (including the same range of permissible land uses and associated development standards as currently apply), consistent with current community expectations.

The other changes proposed reflect good contemporary planning practice and do not pose a significant adverse impact on surrounding development.

Planning and Development Act 2005

City of Cockburn Town Planning Scheme No.3 Amendment No.181

RESOLVED that the Council, in pursuance of Section 75 of the *Planning and Development Act 2005*, amend the City of Cockburn Town Planning Scheme No.3 by:

1. Rezoning various lots within 'Development Area 4' from 'Development' to 'Residential (R60)' and 'Local Centre' as depicted on the Scheme Amendment Map.
2. Reclassifying land within 'Development Area 4' from the 'Development' zone to a local reserve for 'Lakes and Drainage', 'Local Road' or 'Public Purpose – Primary School', as depicted on the Scheme Amendment Map.
3. Modifying the Scheme Maps and 'Table 6 – Additional Uses' of the Scheme Text, to remove Additional Use No.9 (AU 9) and its related provisions.
4. Reducing the extent of the 'Development Area 4' special control area boundary, as depicted on the Scheme Amendment Map.

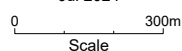
The Amendment is 'standard' under the provisions of the *Planning and Development (Local Planning Schemes) Regulations 2015* for the following reason(s):

- *It is an amendment to the scheme map that is consistent with a structure plan or local development plan that has been approved under the scheme for the land to which the amendment relates if the scheme does not currently include zones of all the types that are outlined in the plan;*
- *It is an amendment that would have minimal impact on land in the scheme area that is not subject of the amendment; and*
- *It is an amendment that does not result in any significant environmental, social, economic or governance impacts on land in the scheme area.*

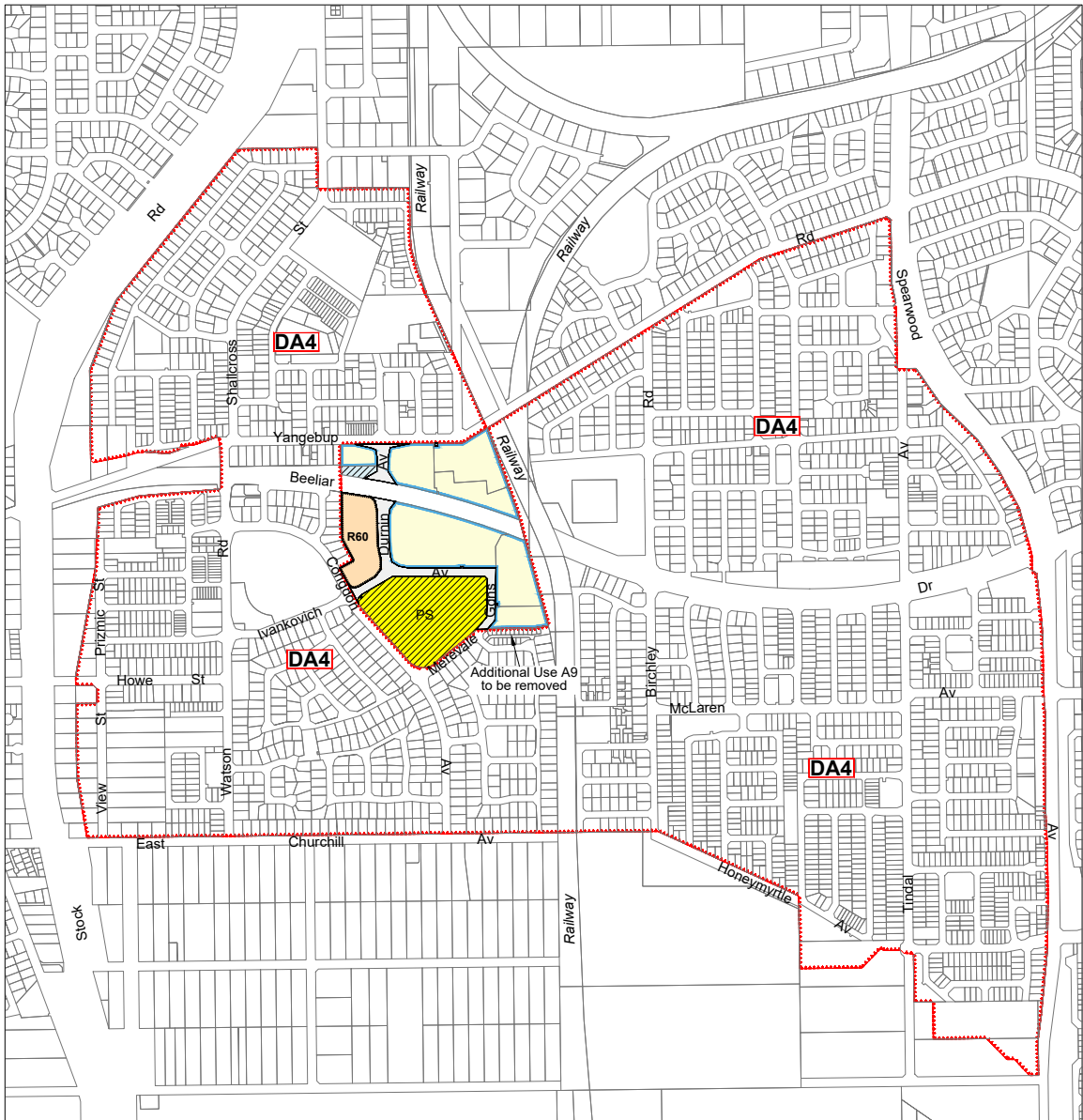
Pursuant to Regulation 35A of the *Planning and Development (Local Planning Schemes) Regulations 2015*, the amendment to the above Local Planning Scheme affects the following structure plan(s):

Structure Plan #	Address	Latest WAPC Endorsement	WAPC Reference
4A	Cell 6 Beeliar/Yangebup	15 March 2005	801/2/23/0005P 3V

Upon the amendment taking effect 'partial' revocation of the above approved structure plan is to occur.

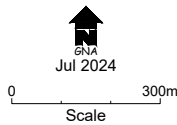


Document Set ID: 12111825
Version: 1, Version Date: 05/11/2024



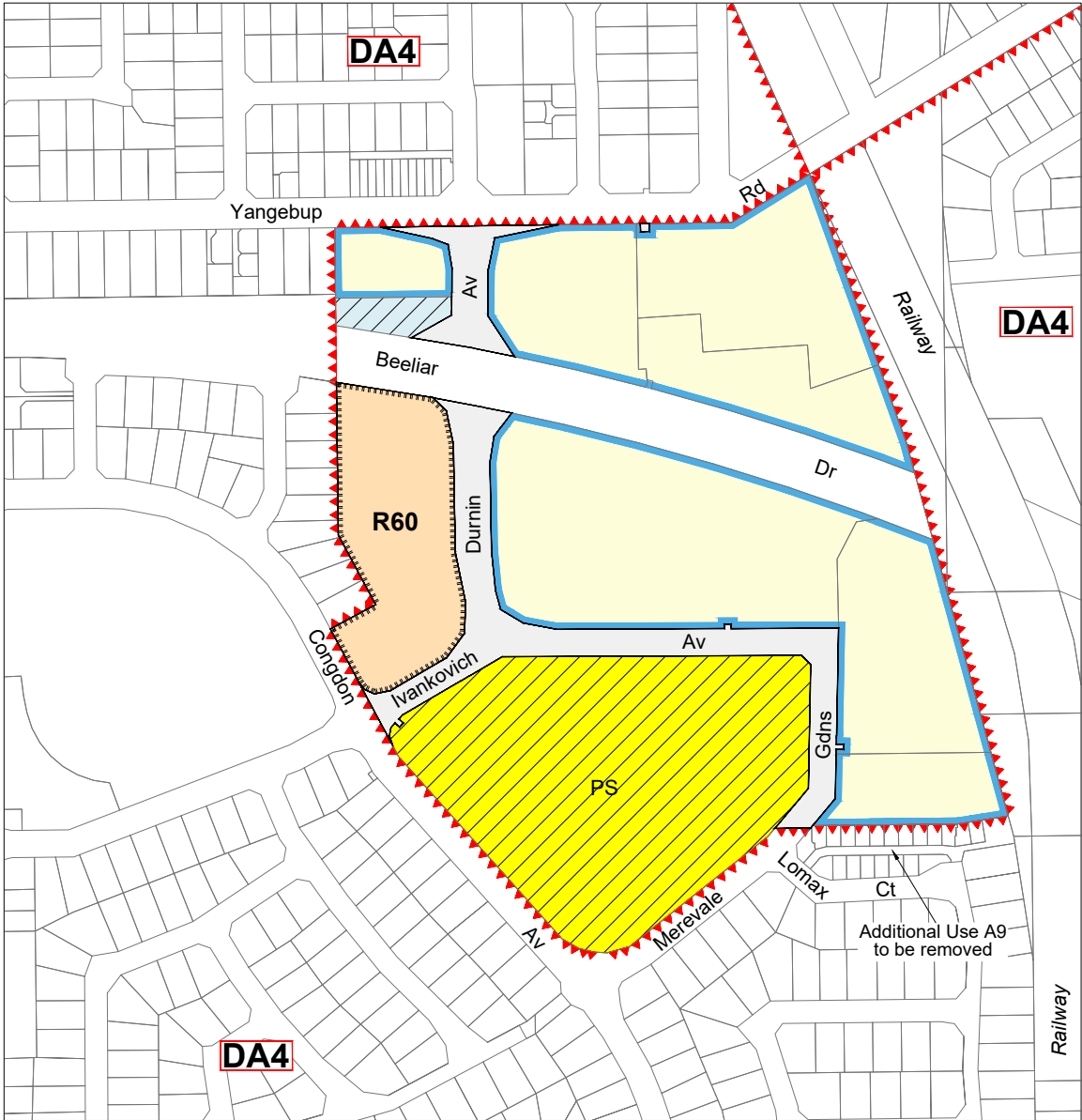
Scheme Amendment Map

GENERAL	REGION RESERVES	LOCAL RESERVES	ZONES
Residential Density Codes		Lakes and Drainage	Residential
SPECIAL CONTROL AREAS:		Local Road	Local Centre
Development Areas		Public Purposes - Primary School	



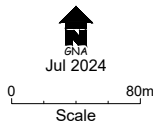
Amendment No.181
Town Planning Scheme No.3

Document Set ID: 12111825
Version: 1, Version Date: 05/11/2024



Scheme Amendment Map
(Enlargement 1)

GENERAL	REGION RESERVES	LOCAL RESERVES	ZONES
R20 Residential Density Codes		Lakes and Drainage	Residential
SPECIAL CONTROL AREAS:		Local Road	Local Centre
DA1 Development Areas		PS Public Purposes - Primary School	




Amendment No.181
Town Planning Scheme No.3


Document Set ID: 12111825
Version: 1, Version Date: 05/11/2024

ADOPTION

Adopted by resolution of the Council of City of Cockburn at the Meeting of the Council held on 10 day of Sept 2024.



MAYOR



CHIEF EXECUTIVE OFFICER

FINAL APPROVAL

Adopted for final approval by resolution of the City of Cockburn at the Meeting of the Council held on the ____ day of ____20____, and the Common Seal of the City of Cockburn was hereunto affixed by the authority of a resolution of the Council in the presence of:

(Seal)

MAYOR

CHIEF EXECUTIVE OFFICER

RECOMMENDED/SUBMITTED FOR FINAL APPROVAL

DELEGATED UNDER S.16 OF
THE P&D ACT 2005

DATE _____


FINAL APPROVAL GRANTED

MINISTER FOR PLANNING

DATE _____

APPENDIX A

Current Approved Structure Plan



Document Set ID: 12111825
Version: 1, Version Date: 05/11/2024




Structure Plan
Cell 6 - Yangebup / Beeliam

Date: 21 Jun 2022 Scale: 1:5000 @ A3 1:2500 @ A1 File: 20-414 ST-1 Staff: J.P. GW Checked: J.P.

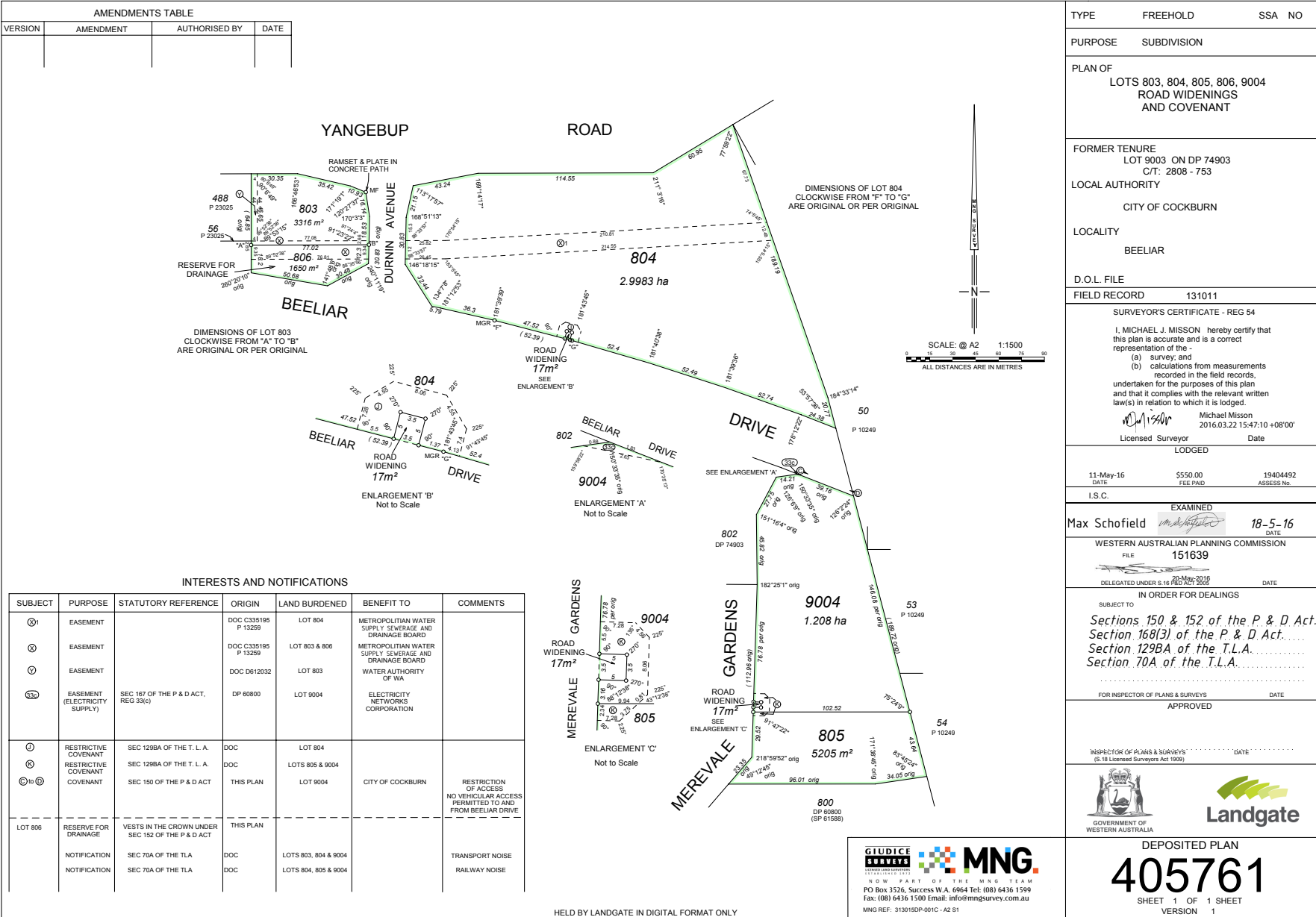
element.
Level 18, 191 St Georges Terrace, Perth Western Australia 6000.
PO Box 7578 Cloisters Square, Perth Western Australia 6860.
T: +61 8 9299 8200 E: info@element.com.au element.com.au

APPENDIX B

Deposited Plan 405761




Document Set ID: 12111825
Version: 1, Version Date: 05/11/2024




APPENDIX C

7 Durnin Avenue – Apartment Complex (Approved Development Extracts)






COPY



Document Set ID: 4884885
Version: 1, Version Date: 05/12/2025

APPENDIX D

Lot 800 Lomax Court – Grouped Housing Complex (Approved Development Extracts)





Document Set ID: 12111825
Version: 1, Version Date: 05/11/2024

File No. 109/181

Schedule of Submissions

Amendment 181 to TPS No.3 – Partial Rationalisation of DA4 Yangebup

No.	Name/Address	Submission	Recommendation
1	Dept of Education East Perth WA 6004	NO OBJECTION: The Department has no in principle objections to the proposed rationalisation of South Coogee Primary School site.	1. Noted.

**14.1.2 (2025/MINUTE NO 0004) Design Review Panel (DRP) -
Appointment of Members for 10 March 2025 to 12 March 2027 Term**

Executive	Director Planning and Sustainability
Author	Coordinator Development Services
Attachments	1. Confidential Attachment - Recommended Design Review Panel Appointees (Confidential)

Council Decision

MOVED Cr T Widenbar SECONDED Cr T Dewan

That Council:

- (1) In accordance with Schedule 'A' – supplemental provisions to the Deemed Provisions of Town Planning Scheme No. 3 – 80B "Advisory Committees", APPOINTS two (2) 'Advisory Committees' to comprise the City of Cockburn 'Design Review Panel(s)', with a total of eight (8) members;
- (2) APPOINTS one (1) Chair of the City of Cockburn Design Review Panel in accordance with the person identified as the City of Cockburn Design Review Panel Chair under the attached Confidential Item for a two-year term concluding on 12 March 2027;
- (3) APPOINTS one (1) Deputy Chair of the City of Cockburn Design Review Panel in accordance with the person identified as the City of Cockburn Design Review Panel Chair under the attached Confidential Item for a two-year term concluding on 12 March 2027;
- (4) APPOINTS a total of six (6) additional members in accordance with the persons identified as Design Review Panel Members under the attached Confidential Item (refer Confidential Attachment 1) as the members of the City of Cockburn Design Review Panel(s) for a two-year term concluding on 12 March 2027; and
- (5) DIRECTS officers to formally, and individually, advise those who applied of Councils decision, and publish this on the City's website.

CARRIED 9/0

Background

At the 14 April 2016 Ordinary Council Meeting, Council resolved to establish a Design Review Panel (DRP) in accordance with the provisions of Town Planning Scheme No. 3 (TPS 3) for the purposes of providing independent expert design review advice for complex planning proposals.

Since its establishment, there have been three DRP terms with the current term set to end on 10 March 2025.

On 11 February 2021, Council resolved to reappoint the City's then Chair and remaining DRP members, with a total of six (6) members.

Council also resolved to establish two (2) advisory panels to allow appointment of a total of six (6) members. This is because each panel is only permitted up to five (5) members, in accordance with *Schedule A (Clause 80B)* of TPS3.

At the 9 February 2023 Ordinary Council Meeting, Council resolved to increase membership to a total of eight (8), four in each panel, to ensure availability of professionals.

At times members may not be available to attend the DRP, therefore an additional two (2) members may address this shortfall. City officers can then draw from two (2) panels of eight (8) members and ensure a quicker confirmation of the meeting date with applicants.

With the current term ending, the City invited Expressions of Interest (EOI) from the public, including key technical experts, to be part of the City's DRP in late 2024.

The EOI was published on the City's website and *LinkedIn*, for a period of seven weeks.

This report provides a formal record of the EOI process, which concluded on 13 January 2025, in addition to the City's recommendations to Council for the 2025 to 2027 DRP term.

Submission

A summary of the recommended appointees who submitted an EOI is provided in Confidential Attachment 1.

Report

Why have a DRP?

Integrating design review into the planning system is a key component of the implementation and operation of State Planning Policy 7.0 Design of the Built Environment (SPP 7.0).

The *Department of Planning, Lands and Heritage Office of Government Architecture 'Design Review Guide'* provides guidance for local governments to set up and operate design review processes.

The guide elaborates on the benefits of good design are multiple and varied. Put succinctly, some of these benefits include: positive impact on local communities, generates significant economic and social value, positive impacts in the areas of crime prevention, wellbeing, patient recovery, education outcomes and business productivity.

Our DRP has proven to date to be of significant benefit to developers and the community and has helped City officers negotiate win/win good design outcomes.

Engaging in design review improves the design quality of projects and can speed up the planning process, leading to quicker delivery of high-quality buildings and places.

Who can be a Panel Member?

The DPLH Design Review Guide for local governments to set up and operate design review processes specifies:

“To be independent and apolitical, the local government should not appoint decision-makers, its own elected members or officers to its Design Review Panel. However, key local government planning (and other) officers should participate in all design reviews in an advisory capacity and to provide administrative and governance support.”

For design review to be effective, it must be resourced appropriately and conducted in a manner that is fair, robust, and credible.

There are 10 ‘best practice’ principles of design review.

With regard to the above heading, a Design Review Panel should be:

- [Expert]: Carried out by suitably trained people who are experienced in design and know how to critique constructively.
- [Multi-disciplinary]: An Independent DRP combines the different perspectives of architects, urban designers, planners, landscape architects, engineers and other specialist experts to provide a complete, rounded assessment.
- [Advisory]: The DRP does not make decisions but offers impartial advice that informs recommendations to the people who do.
- [Accessible]: Recommendations arising from the DRP are clearly expressed in terms that design teams, decision-makers and the public can all understand and make use of.

In addition, the City’s Design Review Panel Local Planning Policy 5.16 (LPP 5.16) specifies:

“A person who is currently employed by the City of Cockburn or who is an Elected Member of the Cockburn Council is not eligible for appointment as a member of the Panel.”

What qualifications, experience and skillset are the City looking for from the 2025–2027 Design Review Panel?

As discussed, an Independent DRP combines different perspectives from architects, urban designers, planners, landscape architects, engineers, and other specialist experts to provide a complete, rounded assessment.

The City is looking for suitable candidates who ideally have multiple areas of qualifications as listed above (i.e.: an architect who is also an urban designer and/or landscape architect etc.).

In addition to qualifications, candidates should ideally have relevant experience on other DRPs (whether nationally or internationally).

This would ideally place the DRP members in a position where they are suitably qualified, experienced and skilled at the DRP process.

Good design is a key driving objective of the City as described earlier in this report.

Having a suitably qualified, experienced, and skilled independent panel that complement each other is the driving objective in seeking to select the 2025–2027 DRP.

What are the qualifications and professional experiences of the recommended Expression of Interest candidates?

The recommended DRP for 2025–2027, as identified in the Confidential Attachment, have the following combined experience, including but not limited to:

- Office of the Government Architect
- Design Advisory Committees for various universities
- Local Government Design Review Panels across Perth including: City of Fremantle, City of Vincent, Town of Mosman Park, City of Wanneroo, City of Joondalup, City of Subiaco, City of Victoria Park, City of Kalamunda, City of Bayswater, City of Stirling, City of South Perth, City of Nedlands, City of Swan, City of Melville
- State Government Design Review Panels including Development WA, the former Metropolitan Redevelopment Authority
- Joint Development Assessment Panel.

The following combined qualifications, including but not limited to:

- Urban Planning
- Urban Design
- Landscape Architecture
- Architecture.

The DPLH *Design Review Guide* for local governments to set up and operate a design review process specifies that local governments should ensure their DRP has a range of design and built environment expertise in one or more of the following disciplines:

- Architecture (essential)
- Landscape Architecture (essential)
- Urban Design (essential)
- Heritage
- Sustainability and Environmental Design
- Services Engineering
- Accessibility
- Transport Planning
- Planning
- Public Art
- Civil and/or structural engineering.

The guide suggests all DRP members should be eligible for registration and maintain good standing with their respective professional bodies.

The proposed DRP meet this objective with the recommended panel members having good standing with their respective professional bodies.

Additionally, the proposed DRP have a range of design and built environment expertise including the essential and additional above-mentioned disciplines.

What processes did the City use to shortlist and recommend Design Review Panel Expressions of Interest to Council?

The City undertook a multiple-criteria analysis evaluation process to appraise the EOI and to make an informed recommendation to Council.

The scores were tallied under the analysis which was used to inform the City's recommendation.

The recommendation is based on an evaluation of, but not limited to: qualifications, previous panel experience, relevant local government experience, proven ability and compatibility. In addition, the City attempted to obtain diversity in age, gender and skills, to form a panel reflective of the City values and hiring practices.

In addition to the above the City was guided by part 5.6.3 of the State Governments Design Review Guide to additional criteria, including but not limited to:

“Ability to analyse, evaluate and offer objective and constructive feedback on complex design quality issues in design review, for evaluation of complex development applications and on strategic planning matters and good written and verbal communication to ensure that advice provided to proponents is clear and concise.”

The City is confident that the recommended list of EOI finalists exceeds City requirements and the requirements of the State.

The City received a very skilled, experienced, and highly sought-after group of EOIs with the recommended eight (8) being of a suitably high standard.

Strategic Plans/Policy Implications

Local Economy

A sustainable and diverse local economy that attracts increased investment and provides local employment.

Listening & Leading

A community focused, sustainable, accountable, and progressive organisation.

Budget/Financial Implications

Panel members are paid for their services at an industry standard hourly rate, from the approved Development Services budget.

Legal Implications

Nil

Community Consultation

Nil

Risk Management Implications

Should a panel not be appointed, the City will fail to deliver its objectives in supporting good design outcomes and achieving its Division Purpose of '*Creating the best place to be.*' Refer to the section in this report titled; "why have a DRP" for more details.

Advice to Proponent(s)/Submitters

N/A

Implications of Section 3.18(3) *Local Government Act 1995*

Nil

14.2 Corporate and System Services

14.2.1 (2025/MINUTE NO 0005) Mid-Year Budget Review 2024-25

Author Head of Finance

Attachments 1. Mid-year budget review 2024-25 [↓](#)

Council Decision

MOVED Cr T Widenbar SECONDED Cr C Reeve-Fowkes

That Council AMENDS its Municipal Budget for 2024-25 as set out in the Schedule of Budget Amendments attached to the Agenda and summarised below:

Financial Activity Nature	Review Result	Budget Surplus Impact \$
Operating Revenue	Increase	+4,228,266
Operating Expenditure	Increase	-1,183,289
Capital Revenue	Increase	+1,915,355
Capital Expenditure	Decrease	+8,906,484
Asset sale proceeds	Decrease	-667,514
T/F from Reserves	Decrease	-9,386,070
T/F to Reserves	Increase	-3,813,232
Net mid-year budget review adjustment	Balanced	Nil
Current FY25 Budget Surplus	Unchanged	\$166,617

CARRIED BY ABSOLUTE MAJORITY OF COUNCIL 9/0

Background

Council adopted its annual Municipal Budget at the 25 June 2024 Special Council Meeting, and in accordance with statutory provisions, a formal report on the performance of the budget to the end of December 2024 is presented to the February 2025 Ordinary Council Meeting.

Section 33A (1) of the *Local Government (Financial Management) Regulations 1996* requires that Council reviews the six-monthly performance of its annual budget between 1 January and 31 March each year.

Submission

N/A

Report

The objective of the budget review exercise is to identify and address any significant variations to Council's adopted budget, supporting better financial management practices.

The City's budget managers assessed their budget performance to 31 December and made submissions based on identified financial requirements for the remainder of the year.

The detailed schedule attached to the agenda consolidates the submissions made and this includes brief explanations for the changes requested.

Budget submissions were also reviewed by the Finance and Executive teams.

The mid-year budget review is a formal process required by law. However, it is important to note that Council also makes budget amendments throughout the year based on recommendations from the Expenditure Review Committee.

The results of the budget review and its impact on the City's closing net current assets (budget surplus) for 2024-25 are demonstrated in the following summary table:

Description	\$	
Adopted closing net current assets FY25	300,000	Budget Surplus
LESS net budget adjustments before statutory budget review	130,735	Reported in monthly Agendas
Closing net current assets prior to mid-year review	166,617	Budget Surplus
Mid-year budget review items:		
Operating Revenue	4,228,266	
Operating Expenditure	-1,183,289	
Capital Revenue	1,915,355	
Capital Expenditure	8,906,484	
Asset sale proceeds	-667,514	
T/F from Reserves	-9,386,070	
T/F to Reserves	-3,813,232	
Net mid-year budget review adjustment	Nil	
Closing Municipal Position after mid-year review	166,617	Budget Surplus

The current budget surplus of \$166,617 reported in the December Financial Report is maintained, reflecting a balanced result from the mid-year review.

While the budget review process initially yielded net savings of \$1.23 million, this is proposed to be transferred into the City's Building Infrastructure Reserve (in accordance with Council budget management policy).

It is also worth noting that the mid-year review results will improve the City's budgeted operating deficit, reduced to \$3.60 million as demonstrated in the following table:

	Operating Revenue	Operating Expenditure	Operating Result
Adopted Budget	202,900,098	207,100,030	(4,199,932)
Carry Forwards	20,922	1,747,665	
Expenditure Review Committee items	807,372	1,786,292	
Ordinary Council Meeting items	330,000	70,500	
December 2024 Financial Report	204,058,392	210,704,487	(6,646,095)
Mid-year budget review	4,228,266	1,183,289	
	208,286,658	211,887,776	(3,601,118)

In the following table, the mid-year review results are presented according to their nature:

Category/Nature	\$	Budget Surplus Impact \$
Operating Revenue		
Rates	175,858	
Specified Area Rates	40,975	
Fees & Charges	2,321,111	
Service Charges	30,000	
Operating Grants & Subsidies	658,290	
Contributions, Donations & Reimbursements	202,032	
Interest Earnings	800,000	
Net additional operating revenue	4,228,266	4,228,266
Operating Expenditure		
Materials & contracts	-2,029,383	
Employee costs	357,182	
Utilities	29,183	
Insurance	268,344	
Other Expenses	2,557,963	
Net additional operating expenditure	1,183,289	-1,183,289
Net capital program reduction	-8,906,484	8,906,484

Capital Income		
Capital Grants		
Capital Grants & Contributions	1,915,355	
Proceeds from Sale of Assets	-667,514	
Net additional capital income	1,247,841	1,247,841
Net reduced transfers from Reserves	-9,386,070	-9,386,070
Net additional transfers to Reserves	3,813,232	-3,813,232
Net Budget Surplus Impact		0

Operating Revenue

The net increase to operating revenue of \$4.23m includes the following significant items:

- Increased landfill fees revenue due to additional commercial tonnages entering the gate (+\$1.80m)
- Increased interest revenue due to larger portfolio size and yield (+\$0.80m)
- Additional interim and part-year rating revenue (+\$0.17m)
- Net additional revenue from the Cockburn ARC (+\$0.64m)
- Extra revenue from the hire of community facilities (+\$0.12m)
- Additional sand mining royalty income (+\$0.12m)
- Extra grant funding for Cockburn Care client packages (+\$0.65m)
- Insurance claim reimbursements (+\$0.10m)
- Reduced income from parking infringements expected (-\$0.30m).

Operating Expenditure

The net increase to operating expenditure of \$1.18m includes the following significant items:

- Landfill levy payable has increased due to the higher tonnages going to landfill (+\$2.70m)
- Increased Microsoft software licencing costs (+\$0.44m)
- Increased landfill operating costs (+\$0.42m)
- Higher salary costs for waste collection due to reduced availability of contractors (+\$0.22m)
- Additional casual salaries at Cockburn ARC from higher usage and expansion project disruption (+\$0.28m)
- Reduced contract costs at Cockburn ARC (-\$0.22m)
- Reduced corporate traineeship budget from savings (-\$0.14m)
- Waste to Energy entry fees replaced by internal tipping charges (-\$2.85m)
- Insurance costs are being adjusted up a net \$0.27m, mainly due to workers compensation prior year adjustments (\$0.35m)
- Annual maintenance costs for CCTV network increasing (+\$0.19m).

Capital Revenue

Capital related revenue will increase by a net \$1.25m and includes the following significant items:

- Proceeds from asset disposals reduced due to procurement and supply related delays in replacing several heavy plant items (-\$0.66m)
- Land acquisition payments by the City for road reserves (Crown land) not expected this year (+\$2.0m). These are netted off against capital revenue.

Capital Expenditure

The City's capital program will be reduced by a net \$8.90m across 42 projects. Those with significant (material) adjustment requirements have been highlighted below.

Additional budget required:

- Leachate Pond HWRP - project has faced significant issues with unforeseen geotechnical issues on site leading to increased costs, additional funds to ensure works delivery and meet contractual liabilities – extra \$2.35 million needed (existing \$3.5 million)
- Beale Park redevelopment - additional funding required to complete construction documentation and contract documentation (multi-year project with Council approved project funding of \$20 million) – extra \$0.47 million needed (existing \$0.47 million)
- Spearwood Avenue (Doolette to Falstaff) drainage upgrade. Additional funding of \$0.35 million required to remove and dispose asbestos containing existing pipework (existing \$0.35 million).

Surplus budget returned:

- Aboriginal Cultural & Visitors Centre –detailed design is progressing this year with funds earmarked for commencing construction (\$2.0 million) subject to Council adoption of the design, updated pre-tender estimate, and funding model including government or private funding – returning \$2.0 million (of \$2.54 million)
- Rockingham Road and Phoenix Rd intersection upgrade (roundabout) – market engagement for construction likely in Q3 FY25, so budget has excess funds this year – returning \$2.65 million (of \$3.12 million) for rebudgeting in FY26
- Stratton Street drainage upgrade – project has reached practical completion well under approved budget – returning \$1.0 million (of \$2.78 million)
- Bennett Avenue upgrade (Rollinson to Garston) – this is a contribution to Development WA, with project award planned for June 2025 – returning \$1.0 million for rebudgeting in FY26
- Resource Recovery Centre project – has been placed on hold subject to review of waste strategy – returning remaining budget funds of \$0.94 million (of \$1.1 million)
- Heavy plant replacements – eight trucks (waste, roads, parks), a road sweeper, and a seniors' bus will not be delivered in FY25 due to procurement delays and long lead times. A total \$3.89 million will be returned and rebudgeted in FY26.
- Project BETTI (Building Efficiencies Through Technological Improvements) - Six sites completed in FY25, with remaining sites needing to be deferred to allow assessment of competing access control systems – returning \$0.38 million (of \$0.49 million).

Transfers from Reserve (to Municipal)

Reserve funding required for the FY25 budget has reduced a net \$9.38m.

- There is a \$8.24m reduction associated with the capital program budget.
- \$2.0m is not needed for land acquisition (Crown land) payments
- Workers compensation insurance prior year adjustments will be funded from the Risk Reserve (+\$0.35m)
- Operational budget adjustments within Cockburn Care will be balanced from the Restricted Funding Reserve (+\$0.18m)
- CCTV increased maintenance costs will be funded from the Technology Reserve (+\$0.19m)
- Funding for the Port Coogee sand bypassing is to come from the Waterways WEMP/SAR Reserves (+\$0.15m)

Transfers to Reserve (from Municipal)

Budgeted transfers to reserves will increase by a net \$3.81 million and comprise the following main adjustments:

- Net additional landfill revenue and internal tipping fees of \$2.31 million will be transferred into the Commercial Landfill Reserve.
- Net profit from outsourced waste collection services of \$0.26 million will be placed into the Waste Management Reserve.
- The mid-year budget review net savings of \$1.23 million are proposed to be transferred into the Building Infrastructure Reserve to support future funding commitments for renewing and building new facilities.

Strategic Plans/Policy ImplicationsListening and Leading

A community focused, sustainable, accountable and progressive organisation

- Best practice Governance, partnerships and value for money.

Budget/Financial Implications

The City's Municipal Budget will be amended in accordance with the recommended line-item changes contained in the report attachment. There is no change proposed to the budget surplus of \$166,617 given net savings identified through the budget review will be transferred into the City's reserves in accordance with the City's Corporate Strategic Planning & Budget Policy.

Legal Implications

N/A

Community Consultation

N/A

Risk Management Implications

The City is required to prepare and adopt a Mid-Year Budget Review by 31 March each year as part of the financial reporting requirements of the *Local Government Act 1995* and the associated *Local Government (Financial Management) Regulations 1996*.

Failure to adopt the mid-year budget review will result in the City being non-compliant with legislative requirements. This non-compliance would also hinder the City's financial ability to deliver budgeted works and services.

Advice to Proponents/Submitters

N/A

Implications of Section 3.18(3) *Local Government Act 1995*

Nil

Mid-Year Budget Review 2024-25				Expenditure	Transfer to Reserve	External Funding	Transfer from Reserve	Proceeds from Sale		
ID	Ledger	Service Unit	Project/Account Number	(+/-)	(+/-)	(+/-)	(+/-)	(+/-)	Muni Impact	Management Comment
1	GL	211 - Financial Accounting	1055036 - Underground Power Service Charges	0.00	0.00	30,000.00	0.00	0.00	(30,000.00)	Service charges collected higher than budget forecast
2	GL	211 - Financial Accounting	1055990 - Interest Earnings - Municipal	0.00	0.00	800,000.00	0.00	0.00	(800,000.00)	Interest earnings outperforming budget due to portfolio size and yield
3	GL	211 - Financial Accounting	1206299 - Software Support Expenses	12,500.00	0.00	0.00	0.00	0.00	12,500.00	AP automation workflow modifications (SaaS) and superannuation regulation changes
4	GL	211 - Financial Accounting	8556703 - Insurance - Property	(50,881.00)	0.00	0.00	(50,881.00)	0.00	0.00	Actual premium under budget
5	GL	211 - Financial Accounting	8556704 - Insurance - Public Liability	(9,590.00)	0.00	0.00	(9,590.00)	0.00	0.00	Actual premium under budget
6	GL	211 - Financial Accounting	8556705 - Insurance - Workers Compensation	352,999.00	0.00	0.00	352,999.00	0.00	0.00	Additional premium due to performance-based adjustments prior years (funded from Risk Reserve)
7	GL	211 - Financial Accounting	8556708 - Insurance - Bushfire	1,866.00	0.00	0.00	1,866.00	0.00	0.00	Slightly higher premium
8	GL	211 - Financial Accounting	8556711 - Insurance - Plant	10,100.00	0.00	0.00	10,100.00	0.00	0.00	Slightly higher premium
9	GL	211 - Financial Accounting	8556712 - Insurance-Councillors & Officers Liabili	(1,947.00)	0.00	0.00	(1,947.00)	0.00	0.00	Actual premium under budget
10	GL	211 - Financial Accounting	8556714 - Insurance - Multi-Risks	(10,354.00)	0.00	0.00	(10,354.00)	0.00	0.00	Actual premium under budget
11	GL	211 - Financial Accounting	8556717 - Insurance - Personal Accident & Sickness	(23,849.00)	0.00	0.00	(23,849.00)	0.00	0.00	FY25 premium booked to FY24
12	OP	211 - Financial Accounting	8732 - Ins Claim 8732 - Generic Property Claims	100,000.00	0.00	100,000.00	0.00	0.00	0.00	Insurance reimbursement budget matching forecast costs
13	GL	212 - Revenue Management	1005014 - Ex Gratia Rates	0.00	0.00	(150,000.00)	0.00	0.00	150,000.00	\$150,000 yearly to JAH rebate excluded from budget.
14	GL	212 - Revenue Management	1005030 - Specified Area Rate Port Coogee	0.00	19,250.00	19,250.00	0.00	0.00	0.00	Increase due to interims
15	GL	212 - Revenue Management	1005037 - Specified Area Cockburn Coast	0.00	12,988.00	12,988.00	0.00	0.00	0.00	Increase due to interims
16	GL	212 - Revenue Management	1005038 - Rates Concession Improved Residentials	0.00	0.00	(32,639.00)	0.00	0.00	32,639.00	Reflecting actual concessions
17	GL	212 - Revenue Management	1005039 - SAR - Waterways	0.00	8,737.00	8,737.00	0.00	0.00	0.00	Increase due to interims
18	GL	212 - Revenue Management	1005077 - Part Year Rates	0.00	0.00	208,497.00	0.00	0.00	(208,497.00)	Increase due to interims
19	GL	212 - Revenue Management	1005078 - Part Year Rates – Ex Gratia	0.00	0.00	150,000.00	0.00	0.00	(150,000.00)	Should include approx \$20K for pipeline plus additional interims for Jandakot City.
20	GL	212 - Revenue Management	1455795 - Reimbursement - Salaries	0.00	0.00	7,000.00	0.00	0.00	(7,000.00)	Employee secondment to City of Canning (reimbursement)
21	GL	212 - Revenue Management	1456249 - Courier Expenses	(6,868.00)	0.00	0.00	0.00	0.00	(6,868.00)	Costs now being directly allocated to service units.
22	GL	212 - Revenue Management	1456286 - Postage Expenses	9,800.00	0.00	0.00	0.00	0.00	9,800.00	Increase in postage costs
23	GL	212 - Revenue Management	1456305 - Title Searches	(1,000.00)	0.00	0.00	0.00	0.00	(1,000.00)	Reduce budget to align with YTD Spend
24	GL	221 - Technology	1256000 - Salaries	97,117.00	0.00	0.00	0.00	0.00	97,117.00	Transferred Salaries for Security Systems Officer (transferred from CoSafe budget)
25	GL	221 - Technology	1256100 - Superannuation	11,020.00	0.00	0.00	0.00	0.00	11,020.00	Transferred Salaries for Security Systems Officer (transferred from CoSafe budget)
26	GL	221 - Technology	1256229 - Professional Services	(20,000.00)	0.00	0.00	0.00	0.00	(20,000.00)	Reduced requirement for remainder of year
27	GL	221 - Technology	1256236 - Consumables-Computer	(8,000.00)	0.00	0.00	0.00	0.00	(8,000.00)	Expenses not as high as expected due to new device purchases - zero client replacement
28	GL	221 - Technology	1256257 - Equipment Maintenance	(20,000.00)	0.00	0.00	0.00	0.00	(20,000.00)	Maintenance costs not as high as expected, equipment was able to be carried forward without additional maintenance.
29	GL	221 - Technology	1256298 - Software Purchase	(20,000.00)	0.00	0.00	0.00	0.00	(20,000.00)	No new software purchases expected in the remaining of the year.
30	GL	221 - Technology	1256299 - Software Support Expenses	443,000.00	0.00	0.00	0.00	0.00	443,000.00	Increase in Microsoft and other licensing fees
31	GL	221 - Technology	1256303 - Subscriptions	(2,000.00)	0.00	0.00	0.00	0.00	(2,000.00)	Subscriptions not required.
32	GL	221 - Technology	1256341 - Minor Computer Hardware	(15,000.00)	0.00	0.00	0.00	0.00	(15,000.00)	Expenses not as high as expected due to new device purchases (zero client replacement)
33	GL	221 - Technology	1256600 - Telecommunication Expenses	20,000.00	0.00	0.00	0.00	0.00	20,000.00	Increase in telecom expenses for additional internet services and Telstra mobile phone and data costs.
34	OP	221 - Technology	4910 - After hours IT Support	(20,800.00)	0.00	0.00	0.00	0.00	(20,800.00)	After hours expenses not as high as anticipated.
35	OP	221 - Technology	9038 - Cisco Switch Maintenance	(10,000.00)	0.00	0.00	0.00	0.00	(10,000.00)	Switch maintenance will be lower this year as we now transition to the new switches.
	OP	221 - Technology	8979 - Phone System Replacement	135,000.00	0.00	0.00	135,000.00	0.00	0.00	Funds transferred from capital budget as this project does not result in an asset.
	CW	221 - Technology	CW 6434 - Phone system replacement	(259,478.00)	0.00	0.00	(259,478.00)	0.00	0.00	Funds transferred from capital budget as this project does not result in an asset.

Mid-Year Budget Review 2024-25				Expenditure	Transfer to Reserve	External Funding	Transfer from Reserve	Proceeds from Sale	Muni Impact	Management Comment
ID	Ledger	Service Unit	Project/Account Number	(+/-)	(+/-)	(+/-)	(+/-)	(+/-)		
36	GL	222 - Information Management	1306000 - Salaries	10,472.00	0.00	0.00	0.00	0.00	10,472.00	Slight budget increase due to the reclassification of two positions.
37	GL	222 - Information Management	1306100 - Superannuation	1,204.00	0.00	0.00	0.00	0.00	1,204.00	Slight budget increase due to the reclassification of two positions.
38	GL	222 - Information Management	1306287 - Printing & Stationery	(500.00)	0.00	0.00	0.00	0.00	(500.00)	Reduced budget required to cover stationery purchases for remainder of the year.
39	GL	222 - Information Management	1306299 - Software Support Expenses	(40,000.00)	0.00	0.00	0.00	0.00	(40,000.00)	Reduced third party software support due to transition to SaaS.
40	GL	222 - Information Management	1306303 - Subscriptions	(200.00)	0.00	0.00	0.00	0.00	(200.00)	Reduced budget requirement
41	OP	222 - Information Management	9156 - Retention/Disposal	(1,500.00)	0.00	0.00	0.00	0.00	(1,500.00)	Reduced budget requirement
42	GL	223 - GIS	8736229 - Professional Services	31,000.00	0.00	0.00	0.00	0.00	31,000.00	This is to cover costs with a discovery for migrating on prem spatial servers, databases, desktop software and migrating our all ESRI data to the APAC region to meet legislation.
43	GL	223 - GIS	8736299 - Software Support Expenses	20,000.00	0.00	0.00	0.00	0.00	20,000.00	ESRI Licencing cost has increased from 110,000 to 129,331
44	OP	224 - Business Systems	6282 - Facility Booking	25,000.00	0.00	0.00	0.00	0.00	25,000.00	Increased commission due to increased revenue from SpacetoCo.
45	GL	231 - Procurement	1226000 - Salaries	41,579.00	0.00	0.00	0.00	0.00	41,579.00	Reclassification of Business Partner position to Senior Procurement Lead Position
46	GL	231 - Procurement	1226100 - Superannuation	4,777.00	0.00	0.00	0.00	0.00	4,777.00	Reclassification of Business Partner position to Senior Procurement Lead Position
47	GL	231 - Procurement	1226249 - Courier Expenses	(100.00)	0.00	0.00	0.00	0.00	(100.00)	Budget not required
48	GL	231 - Procurement	1226267 - Legal Expenses	7,000.00	0.00	0.00	0.00	0.00	7,000.00	Contract T&C's review - stage 1
49	GL	231 - Procurement	1226299 - Software Support Expenses	(8,000.00)	0.00	0.00	0.00	0.00	(8,000.00)	Reduced budget requirement
50	OP	311 - Lifelong Learning Services	8828 - Local History Website	(4,959.00)	0.00	0.00	0.00	0.00	(4,959.00)	Cultural advisor funds for local history cultural guidance as well as library cataloguing as required.
51	OP	311 - Lifelong Learning Services	9809 - Better Beginnings: A Statewide Family Literacy Prog	(2,000.00)	0.00	0.00	0.00	0.00	(2,000.00)	No further expenditure
52	OP	311 - Lifelong Learning Services	9995 - Library Grants Minor	(8,000.00)	0.00	(11,422.00)	0.00	0.00	3,422.00	No new grant expenditure expected after current grant expended
53	GL	313 - Branch Libraries	6205110 - Non-recurrent Op Grant - State	0.00	0.00	(5,000.00)	0.00	0.00	5,000.00	Grant funding not received for FY25
54	GL	313 - Branch Libraries	6206282 - Photocopying Expenses	(2,000.00)	0.00	0.00	0.00	0.00	(2,000.00)	Photocopying expenses this financial year have been lower than expected.
55	GL	314 - Events and Cultural Services	1386338 - Lease Expenses	3,330.00	0.00	0.00	0.00	0.00	3,330.00	Hired events van vehicle cost due to number of civic and community event delivered and increase in hire rates
56	GL	314 - Events and Cultural Services	6256600 - Telecommunication Expenses	250.00	0.00	0.00	0.00	0.00	250.00	Replacement of Arts and Culture Coordinator mobile phone
57	OP	314 - Events and Cultural Services	4898 - Arts and Culture Activation Fund	0.00	0.00	3,800.00	0.00	0.00	(3,800.00)	Income event ticket sales music at the mem
58	OP	314 - Events and Cultural Services	6328 - ARC opening event (in collaboration with Mosaic)	(20,000.00)	0.00	0.00	0.00	0.00	(20,000.00)	Opening event not being delivered.
59	OP	314 - Events and Cultural Services	9107 - Australia Day BBQ	15,000.00	0.00	0.00	0.00	0.00	15,000.00	Income of \$15k from Auspire grant Australia Day Government. Offset income line item 9107
60	OP	314 - Events and Cultural Services	9108 - Easter Fair Event	11,000.00	0.00	0.00	0.00	0.00	11,000.00	\$6k for traffic management now required by public health and manager of transport and traffic. \$5k for removal of soccer goals due to timing of easter and the soccer season be underway.
61	OP	314 - Events and Cultural Services	9221 - Museum program & activities	8,000.00	0.00	8,000.00	0.00	0.00	0.00	\$8k income grant from Department of Planning, Lands and Heritage for the Azelia Ley Interpretation plan.
62	OP	314 - Events and Cultural Services	9371 - Heritage Festival Open Day	0.00	0.00	1,500.00	0.00	0.00	(1,500.00)	Income from Azelia Ley High Tea \$15 a ticket x qty 100

Mid-Year Budget Review 2024-25				Expenditure	Transfer to Reserve	External Funding	Transfer from Reserve	Proceeds from Sale	Muni Impact	Management Comment
ID	Ledger	Service Unit	Project/Account Number	(+/-)	(+/-)	(+/-)	(+/-)	(+/-)		
63	OP	314 - Events and Cultural Services	9460 - Cockburn Christmas Concert Event	8,000.00	0.00	0.00	0.00	0.00	8,000.00	Additional traffic management required as per traffic and transport direction, also required RTM endorsement (cross walk).
64	OP	314 - Events and Cultural Services	9470 - Coogee Live	120,000.00	0.00	20,000.00	0.00	0.00	100,000.00	There is a \$100k disconnect between budget and OCM events decision for Coogee Live (\$409,468 muni allocation), with sponsorships and grants also \$20k higher. Strengthening of event analysis, budget and delivery is a current focus and will be discussed at an Elected Member workshop prior to 25/26 budget process.
65	GL	316 - Civic Services	1476275 - Meals - All Meetings	20,000.00	0.00	0.00	0.00	0.00	20,000.00	Additional catering costs due to contract management issues
66	OP	316 - Civic Services	9601 - Citizenship Expenses	5,000.00	0.00	0.00	0.00	0.00	5,000.00	As per dept of home affairs comms, ceremonial numbers expected to increase resulting in additional catering and staff, SG has formal advice from the dept.
67	GL	320 - Recreation Infrastructure and Services BU	5156000 - Salaries	13,127.00	0.00	0.00	0.00	0.00	13,127.00	Interim allowance for SLT role
68	GL	320 - Recreation Infrastructure and Services BU	5156229 - Professional Services	(2,500.00)	0.00	0.00	0.00	0.00	(2,500.00)	Reducing budget as there is no spend to date
69	GL	320 - Recreation Infrastructure and Services BU	5156278 - Minor Furniture & Equipment	(2,000.00)	0.00	0.00	0.00	0.00	(2,000.00)	Budget not required
70	GL	320 - Recreation Infrastructure and Services BU	5156600 - Telecommunication Expenses	300.00	0.00	0.00	0.00	0.00	300.00	Increasing budget to align with YTD Spend
71	GL	321 - Recreation Services	5215345 - Facility Hire Revenue	0.00	0.00	5,000.00	0.00	0.00	(5,000.00)	Increasing budget to align with YTD Actuals
72	GL	321 - Recreation Services	5225345 - Facility Hire Revenue	0.00	0.00	10,000.00	0.00	0.00	(10,000.00)	Increasing budget to align with YTD Actuals
73	GL	321 - Recreation Services	5245345 - Facility Hire Revenue	0.00	0.00	2,000.00	0.00	0.00	(2,000.00)	Increasing budget to align with YTD Actuals
74	GL	321 - Recreation Services	5255345 - Facility Hire Revenue	0.00	0.00	9,000.00	0.00	0.00	(9,000.00)	Increasing budget to align with YTD Actuals
75	GL	321 - Recreation Services	5275345 - Facility Hire Revenue	0.00	0.00	2,000.00	0.00	0.00	(2,000.00)	Increasing budget to align with YTD Actuals
76	GL	321 - Recreation Services	5305348 - Hall Hire Revenue - Memorial Hall	0.00	0.00	2,000.00	0.00	0.00	(2,000.00)	Increasing budget to align with YTD Actuals
77	GL	321 - Recreation Services	5305350 - Hall Hire Revenue - Bibra Lake Community	0.00	0.00	(6,000.00)	0.00	0.00	6,000.00	Reducing budget to align with YTD Actuals
78	GL	321 - Recreation Services	5305351 - Hall Hire Revenue - Coogee Community Cen	0.00	0.00	8,000.00	0.00	0.00	(8,000.00)	Increasing budget to align with YTD Actuals
79	GL	321 - Recreation Services	5305353 - Hall Hire Revenue - Old Jandakot Primary	0.00	0.00	(2,000.00)	0.00	0.00	2,000.00	Reducing budget to align with YTD Actuals
80	GL	321 - Recreation Services	5305512 - Hall Hire Revenue - Len Packham Clubrooms	0.00	0.00	5,000.00	0.00	0.00	(5,000.00)	Increasing budget to align with YTD Actuals
81	GL	321 - Recreation Services	5355345 - Facility Hire Revenue	0.00	0.00	2,500.00	0.00	0.00	(2,500.00)	Increasing budget to align with YTD Actuals
82	GL	321 - Recreation Services	5375345 - Facility Hire Revenue	0.00	0.00	15,000.00	0.00	0.00	(15,000.00)	Increasing budget to align with YTD Actuals
83	GL	321 - Recreation Services	5385345 - Facility Hire Revenue	0.00	0.00	60,000.00	0.00	0.00	(60,000.00)	Increasing budget to align with YTD Actuals
84	GL	321 - Recreation Services	5556000 - Salaries	15,000.00	0.00	0.00	0.00	0.00	15,000.00	\$15k increase for approved casual salaries, transferred from GL 185
85	GL	321 - Recreation Services	5645326 - Hire Parks & Playgrounds	0.00	0.00	(1,000.00)	0.00	0.00	1,000.00	Forecast to receive summer season ground hire income and casual hire income
86	GL	321 - Recreation Services	5645327 - Hire Anning Park	0.00	0.00	(1,000.00)	0.00	0.00	1,000.00	No hire income forecasted for the remainder of the year
87	GL	321 - Recreation Services	5645335 - Hire Beale Park	0.00	0.00	(2,000.00)	0.00	0.00	2,000.00	No summer sports club hirer.
88	GL	321 - Recreation Services	5645339 - Hire Len Packham Reserve	0.00	0.00	(6,000.00)	0.00	0.00	6,000.00	No summer sports club hirer.
89	GL	321 - Recreation Services	5645341 - Hire Lucius Park	0.00	0.00	3,000.00	0.00	0.00	(3,000.00)	New Hirer in 24/25 FY
90	GL	321 - Recreation Services	5645344 - Hire Santich Park	0.00	0.00	(2,000.00)	0.00	0.00	2,000.00	Summer season sports club hirer income still to be invoiced
91	GL	321 - Recreation Services	5645565 - Hire Botany Reserve	0.00	0.00	2,250.00	0.00	0.00	(2,250.00)	Shared Site with Department of Education. SUA contribution still to be received.
92	GL	321 - Recreation Services	5645566 - Hire Success Reserve	0.00	0.00	20,000.00	0.00	0.00	(20,000.00)	An increase in club membership numbers and possibly Success PS have already paid their Shared User Agreement contribution.
93	OP	321 - Recreation Services	0055 - Halytech Online Software System	3,000.00	0.00	0.00	0.00	0.00	3,000.00	Invoice more than expected due to increase usage
94	OP	321 - Recreation Services	0056 - Recreation and Traders License Consult	(3,000.00)	0.00	0.00	0.00	0.00	(3,000.00)	Not required, use for Halytech system
95	OP	321 - Recreation Services	4048 - Preliminary Design - Aubin Grove Reserve Sports Lighting	(2,860.00)	0.00	0.00	(2,860.00)	0.00	0.00	Project Completed
96	OP	321 - Recreation Services	4113 - Success Reserve Master Plan	(13,764.00)	0.00	0.00	0.00	0.00	(13,764.00)	Going to February OCM
97	OP	321 - Recreation Services	4116 - Dixon Park/Wally Hagan Recreation Centre Redevelopment	(64,967.00)	0.00	0.00	(64,967.00)	0.00	0.00	Balance of funds returned as not currently needed
98	OP	321 - Recreation Services	4989 - CSFRP Review and Planning	(14,268.00)	0.00	0.00	(14,268.00)	0.00	0.00	Completed, surplus funds returned

Mid-Year Budget Review 2024-25				Expenditure	Transfer to Reserve	External Funding	Transfer from Reserve	Proceeds from Sale		
ID	Ledger	Service Unit	Project/Account Number	(+/-)	(+/-)	(+/-)	(+/-)	(+/-)	Muni Impact	Management Comment
99	OP	321 - Recreation Services	6318 - Minor Refurbishment - Sports Facilities and Community Centre	(30,000.00)	0.00	0.00	0.00	0.00	(30,000.00)	Hand back, not a priority
100	OP	321 - Recreation Services	9367 - Implement Management Agreement	(5,000.00)	0.00	0.00	0.00	0.00	(5,000.00)	May be required for Malabar
101	OP	321 - Recreation Services	9528 - Bibra Lake Fun Run	1,000.00	0.00	0.00	0.00	0.00	1,000.00	An additional \$1k required for the smoking ceremony.
102	GL	322 - Cockburn ARC	5995415 - Sale - Sundry Items	0.00	0.00	(35,417.00)	0.00	0.00	35,417.00	Solar LCG's decreasing in market value
103	GL	322 - Cockburn ARC	5996000 - Salaries	69,152.00	0.00	0.00	0.00	0.00	69,152.00	Casual salaries higher than budget forecasts due to higher activities and membership levels and disruption from the ARC expansion project.
104	GL	322 - Cockburn ARC	5996226 - Cleaning Expenses - Contract	(23,202.00)	0.00	0.00	0.00	0.00	(23,202.00)	Difference of nearly \$2000 between Monthly cleaning budget and actual monthly cleaning total.
105	GL	322 - Cockburn ARC	5996227 - Cleaning Expenses - Materials	(242.00)	0.00	0.00	0.00	0.00	(242.00)	Reducing budget to align with YTD Spend
106	GL	322 - Cockburn ARC	5996229 - Professional Services	40,000.00	0.00	0.00	0.00	0.00	40,000.00	\$40k transfer from 648 leasing to cover additional digital sign design and compliance
107	GL	322 - Cockburn ARC	5996267 - Legal Expenses	(1,608.00)	0.00	0.00	0.00	0.00	(1,608.00)	Reducing budget to align with YTD Spend
108	GL	322 - Cockburn ARC	5996287 - Printing & Stationery	(1,060.00)	0.00	0.00	0.00	0.00	(1,060.00)	Reducing budget to align with YTD Spend
109	GL	322 - Cockburn ARC	5996297 - Services & Contracts	3,076.00	0.00	0.00	0.00	0.00	3,076.00	Increasing budget to align with YTD Spend
110	GL	322 - Cockburn ARC	5996299 - Software Support Expenses	(15,480.00)	0.00	0.00	0.00	0.00	(15,480.00)	See attachment for committed software expenses for rest of year. Can give back \$18600 as KeepMe was not renewed.
111	GL	322 - Cockburn ARC	5996303 - Subscriptions	(3,630.00)	0.00	0.00	0.00	0.00	(3,630.00)	Quick tap survey and Geckboard licenses closed.
112	GL	322 - Cockburn ARC	5996319 - First Aid Supplies	(1,610.00)	0.00	0.00	0.00	0.00	(1,610.00)	Defib equipment replacement pushed back to second half of year. Reduction in line with order schedule.
113	GL	322 - Cockburn ARC	5996326 - Website Development	(20,000.00)	0.00	0.00	0.00	0.00	(20,000.00)	Linked to expansion delay. However we will be still needing maintenance and enhancement to a mobile specific promotional widget to happen this year.
114	GL	322 - Cockburn ARC	5996354 - Functions	(15,000.00)	0.00	0.00	0.00	0.00	(15,000.00)	Still to utilise for footy splash, presale tours and member function during gym shut down.
115	GL	322 - Cockburn ARC	5996620 - Gas Expenses	(58,435.00)	0.00	0.00	0.00	0.00	(58,435.00)	Savings due to Geothermal system being operational full time.
116	GL	322 - Cockburn ARC	5996630 - Power Expenses	91,250.00	0.00	0.00	0.00	0.00	91,250.00	Usage is up on previous year. based on actual for July to Dec
117	GL	322 - Cockburn ARC	6005603 - Admission Fee	0.00	0.00	(107,999.00)	0.00	0.00	107,999.00	Casual Admission down
118	GL	322 - Cockburn ARC	6005604 - Membership Fee	0.00	0.00	276,702.00	0.00	0.00	(276,702.00)	Increasing budget to align with actuals and forecast
119	GL	322 - Cockburn ARC	6006040 - C ARC Salaries - Casual	63,288.00	0.00	0.00	0.00	0.00	63,288.00	Casual salaries higher than budget forecasts due to higher activities and membership levels and disruption from the ARC expansion project.
120	GL	322 - Cockburn ARC	6006100 - Superannuation	10,529.00	0.00	0.00	0.00	0.00	10,529.00	Casual salaries higher than budget forecasts due to higher activities and membership levels and disruption from the ARC expansion project.
121	GL	322 - Cockburn ARC	6006229 - Professional Services	9,675.00	0.00	0.00	0.00	0.00	9,675.00	NDY (boiler project), Oceanis (project management support)
122	GL	322 - Cockburn ARC	6006234 - Consumables	361.00	0.00	0.00	0.00	0.00	361.00	\$3031 spent so far (incorrect journal item moved (17/1) - in line with budget
123	GL	322 - Cockburn ARC	6006257 - Equipment Maintenance	10,000.00	0.00	0.00	0.00	0.00	10,000.00	Increasing budget to align with YTD Spend
124	GL	322 - Cockburn ARC	6006278 - Minor Furniture & Equipment	(44,900.00)	0.00	0.00	0.00	0.00	(44,900.00)	Savings with non-critical items pushed back or removed
125	GL	322 - Cockburn ARC	6006289 - Promotion	(581.00)	0.00	0.00	0.00	0.00	(581.00)	Summer activations (to be invoiced)
126	GL	322 - Cockburn ARC	6006297 - Services & Contracts	(12,549.00)	0.00	0.00	0.00	0.00	(12,549.00)	
127	GL	322 - Cockburn ARC	6006303 - Subscriptions	(300.00)	0.00	0.00	0.00	0.00	(300.00)	Only sending 1x rep team to RLSSWA LG Challenge
128	GL	322 - Cockburn ARC	6015605 - Learn to Swim Revenue	0.00	0.00	(128,135.00)	0.00	0.00	128,135.00	Initial budget error on suspension calculations. Revenue still 3% increase on previous years actuals (\$2,950,437)
129	GL	322 - Cockburn ARC	6016040 - C ARC Salaries - Casual	1,206.00	0.00	0.00	0.00	0.00	1,206.00	Casual salaries higher than budget forecasts due to higher activities and membership levels and disruption from the ARC expansion project.
130	GL	322 - Cockburn ARC	6035603 - Admission Fee	0.00	0.00	(8,375.00)	0.00	0.00	8,375.00	Lower expected
131	GL	322 - Cockburn ARC	6035604 - Membership Fee	0.00	0.00	97,016.00	0.00	0.00	(97,016.00)	Increasing budget to align with actuals and forecast
132	GL	322 - Cockburn ARC	6085604 - Membership Fee	0.00	0.00	2,545.00	0.00	0.00	(2,545.00)	Increasing budget to align with actuals and forecast
133	GL	322 - Cockburn ARC	6086278 - Minor Furniture & Equipment	(4,000.00)	0.00	0.00	0.00	0.00	(4,000.00)	Retained \$1500 some for incidentals for memberships are when level one reopens
134	GL	322 - Cockburn ARC	6406040 - C ARC Salaries - Casual	144,482.00	0.00	0.00	0.00	0.00	144,482.00	Casual salaries higher than budget forecasts due to higher activities and membership levels and disruption from the ARC expansion project.
135	GL	322 - Cockburn ARC	6415617 - Term Program Revenue	0.00	0.00	24,683.00	0.00	0.00	(24,683.00)	Increasing budget to align with actuals and forecast

Page: 4

Mid-Year Budget Review 2024-25				Expenditure	Transfer to Reserve	External Funding	Transfer from Reserve	Proceeds from Sale		
ID	Ledger	Service Unit	Project/Account Number	(+/-)	(+/-)	(+/-)	(+/-)	(+/-)	Muni Impact	Management Comment
136	GL	322 - Cockburn ARC	6416000 - Salaries	(53,020.00)	0.00	0.00	0.00	0.00	(53,020.00)	Children Supervisor role ceasing
137	GL	322 - Cockburn ARC	6416040 - C ARC Salaries - Casual	15,001.00	0.00	0.00	0.00	0.00	15,001.00	Casual salaries higher than budget forecasts due to higher activities and membership levels and disruption from the ARC expansion project.
138	GL	322 - Cockburn ARC	6455603 - Admission Fee	0.00	0.00	32,284.00	0.00	0.00	(32,284.00)	Increasing budget to align with actuals and forecast
139	GL	322 - Cockburn ARC	6455607 - Soccer Revenue	0.00	0.00	24,029.00	0.00	0.00	(24,029.00)	Increasing budget to align with actuals and forecast
140	GL	322 - Cockburn ARC	6455610 - Sports General revenue	0.00	0.00	8,907.00	0.00	0.00	(8,907.00)	Increasing budget to align with actuals and forecast
141	GL	322 - Cockburn ARC	6455613 - Pickleball Revenue	0.00	0.00	17,995.00	0.00	0.00	(17,995.00)	Increasing budget to align with actuals and forecast
142	GL	322 - Cockburn ARC	6455617 - Term Program Revenue	0.00	0.00	5,903.00	0.00	0.00	(5,903.00)	Increasing budget to align with actuals and forecast
143	GL	322 - Cockburn ARC	6455618 - Other Hire and Rental Charges	0.00	0.00	60,420.00	0.00	0.00	(60,420.00)	Increasing budget to align with actuals and forecast
144	GL	322 - Cockburn ARC	6456040 - C ARC Salaries - Casual	31,651.00	0.00	0.00	0.00	0.00	31,651.00	Casual salaries higher than budget forecasts due to higher activities and membership levels and disruption from the ARC expansion project.
145	GL	322 - Cockburn ARC	6465619 - Sale of Merchandise and Retail Items	0.00	0.00	(18,096.00)	0.00	0.00	18,096.00	Retail closed during expansion. Expect to return to budgeted monthly from February when retail wall opens.
146	GL	322 - Cockburn ARC	6466210 - Materials	(5,709.00)	0.00	0.00	0.00	0.00	(5,709.00)	Reducing budget to align with YTD Spend
147	GL	322 - Cockburn ARC	6485603 - Admission Fee	0.00	0.00	9,402.00	0.00	0.00	(9,402.00)	Increasing budget to align with actuals and forecast
148	GL	322 - Cockburn ARC	6485604 - Membership Fee	0.00	0.00	382,439.00	0.00	0.00	(382,439.00)	Increasing budget to align with actuals and forecast
149	GL	322 - Cockburn ARC	6485700 - Contributions, Donations & Reimbursement	0.00	0.00	3,541.00	0.00	0.00	(3,541.00)	Increasing budget to align with actuals and forecast
150	GL	322 - Cockburn ARC	6486266 - Equipment Leasing Expenses	(140,000.00)	0.00	0.00	0.00	0.00	(140,000.00)	\$140k saving due to expansion timing on new equipment, will be required from July 25. Transferring \$40k to GL 599 for digital screen works
151	CW	322 - Cockburn ARC	CW 1694 - Chlorine Generator Replacement	25,000.00	0.00	0.00	25,000.00	0.00	0.00	Additional funding requirement to meet final project costs. Required renewal activity.
152	OP	323 - Port Coogee Marina	6254 - Port Coogee Marina Pens	0.00	0.00	26,077.00	0.00	0.00	(26,077.00)	Recoup of biannual electricity costs to offset Marina electricity invoice.
153	CW	323 - Port Coogee Marina	CW 1801 - 194 Walcon Jetty pontoons	80,000.00	0.00	0.00	80,000.00	0.00	0.00	Additional funding required to meet anticipated costs for completion utilising existing pontoon manufacturer.
154	GL	331 - Childcare Services	2305317 - Educator Service Fee Recoup	0.00	0.00	(59,999.00)	0.00	0.00	59,999.00	Insufficient educators due to freeze on recruitment
155	GL	331 - Childcare Services	2305525 - Parent Service Fee recoup	0.00	0.00	(70,000.00)	0.00	0.00	70,000.00	Insufficient educators due to freeze on recruitment and slow uptake of new educators
156	GL	332 - Family and Community Services	2656278 - Minor Furniture & Equipment	(300.00)	0.00	0.00	0.00	0.00	(300.00)	Reducing budget as there is no spend to date
157	GL	332 - Family and Community Services	2656287 - Printing & Stationery	(500.00)	0.00	0.00	0.00	0.00	(500.00)	Reducing budget as there is no spend to date
158	GL	332 - Family and Community Services	2656304 - Sundry Minor Expenses	(2,000.00)	0.00	0.00	0.00	0.00	(2,000.00)	Reducing budget as there is no spend to date
159	GL	332 - Family and Community Services	2656600 - Telecommunication Expenses	(600.00)	0.00	0.00	0.00	0.00	(600.00)	Reduce budget to align with YTD Spend
160	OP	332 - Family and Community Services	4893 - Baby Makes 3 - Family and Domestic Violence Primary Prev	55,750.00	0.00	0.00	0.00	0.00	55,750.00	Transfer budget from Contract Expenses to Salaries
161	OP	332 - Family and Community Services	4893 - Baby Makes 3 - Family and Domestic Violence Primary Prev	(55,750.00)	0.00	0.00	0.00	0.00	(55,750.00)	Transfer budget from Contract Expenses to Salaries
162	OP	332 - Family and Community Services	8927 - Customer survey Children's Services	(750.00)	0.00	0.00	0.00	0.00	(750.00)	Survey will be conducted inhouse in Mar, April, May
163	OP	332 - Family and Community Services	8928 - AEDC activities	(3,000.00)	0.00	0.00	0.00	0.00	(3,000.00)	Connecting Community for Kids will not be running AEDC activities due to loss of funding.
164	GL	334 - Cockburn Care	4106001 - Salaries - Management & Administration	52,698.00	0.00	0.00	0.00	0.00	52,698.00	Extra costs for casual coordinators due to planned and unplanned leave.
165	GL	334 - Cockburn Care	4106004 - Salaries - Support Workers	108,770.00	0.00	0.00	0.00	0.00	108,770.00	Revised estimate based on current output - 1.675 increase in FTE
166	GL	334 - Cockburn Care	4106100 - Superannuation	18,569.00	0.00	0.00	0.00	0.00	18,569.00	Increase due to increase in budgeted salaries
167	GL	334 - Cockburn Care	4104823 - Tf from Res - Aged & Disabled CHSP	0.00	0.00	0.00	180,037.00	0.00	(180,037.00)	Reserves used to balance net increase in costs.
168	GL	334 - Cockburn Care	4145101 - Grant - Operating State	0.00	0.00	(30,473.00)	0.00	0.00	30,473.00	Revised funding based on revised pricing.
169	GL	334 - Cockburn Care	4144733 - Tf from Res - Restricted Grants & Contributions	0.00	0.00	0.00	30,473.00	0.00	(30,473.00)	Reserves used to balance net decrease in funding.
170	GL	334 - Cockburn Care	4455119 - Grant - Operational (Federal)	0.00	0.00	651,234.00	0.00	0.00	(651,234.00)	Revised estimate-Income higher due to output/hours/goods purchased above original budget.
171	GL	334 - Cockburn Care	4455307 - Client Fees	0.00	0.00	(62,583.00)	0.00	0.00	62,583.00	Income Tested Fee/Basic Daily Care Fee below budget

Page: 5

Mid-Year Budget Review 2024-25				Expenditure	Transfer to Reserve	External Funding	Transfer from Reserve	Proceeds from Sale	Muni Impact	Management Comment
ID	Ledger	Service Unit	Project/Account Number	(+/-)	(+/-)	(+/-)	(+/-)	(+/-)		
172	GL	334 - Cockburn Care	4456000 - Salaries	140,199.00	0.00	0.00	0.00	0.00	140,199.00	Support Worker, travel time and travel allowance omitted from budget and need to be included
173	GL	334 - Cockburn Care	4456001 - Salaries - Management & Administration	(18,000.00)	0.00	0.00	0.00	0.00	(18,000.00)	Snr Coordinator salary no longer required plus casual admin added
174	GL	334 - Cockburn Care	4456006 - Salaries - Support Workers	185,742.00	0.00	0.00	0.00	0.00	185,742.00	Revised estimate based on actual YTD SW Salaries FTE 8.37
175	GL	334 - Cockburn Care	4456100 - Superannuation	37,943.00	0.00	0.00	0.00	0.00	37,943.00	Increase 35k due to increase in salaries
176	GL	334 - Cockburn Care	4456277 - Medical Supplies - First Aid	2,000.00	0.00	0.00	0.00	0.00	2,000.00	To reflect actual YTD
177	GL	334 - Cockburn Care	4456813 - External Goods & Services	214,469.00	0.00	0.00	0.00	0.00	214,469.00	Revised estimate based on actual contracted purchased goods/services YTD
178	GL	334 - Cockburn Care	4454733 - Tf from Res - Restricted Grants & Contributions	0.00	0.00	0.00	(26,298.00)	0.00	26,298.00	Reserve balancing surplus funding
179	GL	336 - Community Grants	3146303 - Subscriptions	1,988.00	0.00	0.00	0.00	0.00	1,988.00	Fee increase SmartyGrants and GrantGuru
180	GL	336 - Community Grants	3146304 - Sundry Minor Expenses	(100.00)	0.00	0.00	0.00	0.00	(100.00)	Budget not required
181	GL	339 - Community Development	5345101 - Grant - Operating State	0.00	0.00	43,729.00	0.00	0.00	(43,729.00)	Payments are made quarterly
182	OP	339 - Community Development	9227 - Aboriginal Awareness Training	6,500.00	0.00	0.00	0.00	0.00	6,500.00	As this is a mandatory training additional sessions are required.
183	GL	340 - Community Safety and Ranger Business Unit Management	1856000 - Salaries	(15,000.00)	0.00	0.00	0.00	0.00	(15,000.00)	Role currently vacant.
184	GL	341 - Rangers	1655355 - Impounding Fees	0.00	0.00	20,000.00	0.00	0.00	(20,000.00)	Increase budget to 40,000. Increase in animals impounded seen throughout the year.
185	GL	341 - Rangers	1656206 - Advertising Expenses	4,236.00	0.00	0.00	0.00	0.00	4,236.00	Dog Exercise area's consultation resulted in this going over budget. Increase recommended to compensate. Not further planned charges to this account.
186	GL	341 - Rangers	1656316 - Veterinary Expenses	3,000.00	0.00	0.00	0.00	0.00	3,000.00	Mobile Vet now being used to attend our Animal Management Facility to euthanise dangerous dogs, preventing the need for handling and transporting by Rangers.
187	GL	341 - Rangers	1656376 - Cat Haven Services	10,000.00	0.00	0.00	0.00	0.00	10,000.00	Cat Haven have increased their service cost resulting in this budget almost being reached at mid-year.
188	GL	341 - Rangers	1705390 - Litter Infringements	0.00	0.00	10,500.00	0.00	0.00	(10,500.00)	Builders Litter has resulted in an increase in income.
189	GL	341 - Rangers	1705420 - Stallholders Licences	0.00	0.00	1,663.00	0.00	0.00	(1,663.00)	Adhoc revenue with no further expected.
190	GL	341 - Rangers	1705773 - Reimbursement - Local Law Costs	0.00	0.00	10,000.00	0.00	0.00	(10,000.00)	Budget amended to reflect expected income.
191	GL	341 - Rangers	1806122 - Protective Clothing	(5,091.00)	0.00	0.00	0.00	0.00	(5,091.00)	Able to return \$5k with rest planned to be spent on replacement uniforms for the team and adhoc PPE needs.
192	GL	341 - Rangers	1806278 - Minor Furniture & Equipment	(903.00)	0.00	0.00	0.00	0.00	(903.00)	Reduced requirement
193	OP	341 - Rangers	0013 - Animal Behavioural Specialist- Dog Education Campaign	(900.00)	0.00	0.00	0.00	0.00	(900.00)	Reduced requirement
194	OP	341 - Rangers	4060 - Animal Pound Cleaning and Operation	7,757.00	0.00	0.00	0.00	0.00	7,757.00	Additional Required to ensure the safety and welfare of animals in the Animal Management Facility.
195	OP	341 - Rangers	4985 - Phase 2 - Local Cat Law Implementation	(10,000.00)	0.00	0.00	0.00	0.00	(10,000.00)	Cat Local Laws will not go ahead this year, can be returned.
196	OP	341 - Rangers	6284 - Upgrade to Enclosed Dog Parks	20,000.00	0.00	0.00	0.00	0.00	20,000.00	Additional charges to this account from a closed project last FY (MacFaull Dog Park) and need additional funding to ensure Radonich Dog Park can be delivered.
197	OP	341 - Rangers	9756 - Training and contracted services for the use of UAVs	(10,000.00)	0.00	0.00	0.00	0.00	(10,000.00)	Budget no longer needed.
198	OP	341 - Rangers	9840 - Ranger Education Program	2,000.00	0.00	0.00	0.00	0.00	2,000.00	Quotes received are all over budget, 2k increase requested to ensure service plan outcome is met.
199	GL	342 - CoSafe Security Services	1776000 - Salaries	(97,117.00)	0.00	0.00	0.00	0.00	(97,117.00)	Transferred Salaries for Security Systems Officer to Information Technology
200	GL	342 - CoSafe Security Services	1776100 - Superannuation	(11,020.00)	0.00	0.00	0.00	0.00	(11,020.00)	Transferred Salaries for Security Systems Officer to Information Technology
201	OP	342 - CoSafe Security Services	0020 - CCTV Artificial Intelligence Expansion	(75,000.00)	0.00	0.00	0.00	0.00	(75,000.00)	Budget to be moved to CCTV Maintenance Budget to assist with the CCTV Milestone Software Licencing costs.
202	OP	342 - CoSafe Security Services	8178 - CCTV Annual Maintenance	193,000.00	0.00	0.00	193,000.00	0.00	0.00	Required for ongoing and planned works and maintenance of CCTV to cover the required CCTV software licence (Milestone) for the next 3 years including support, updates, security and patches.
203	GL	343 - Fire and Emergency Services	1605323 - Fines & Penalties	0.00	0.00	(10,000.00)	0.00	0.00	10,000.00	Lower infringements than expected.

Page: 6

Mid-Year Budget Review 2024-25				Expenditure	Transfer to Reserve	External Funding	Transfer from Reserve	Proceeds from Sale	Muni Impact	Management Comment
ID	Ledger	Service Unit	Project/Account Number	(+/-)	(+/-)	(+/-)	(+/-)	(+/-)		
204	GL	343 - Fire and Emergency Services	1615116 - ESL Operational Grant	0.00	0.00	(12,585.00)	0.00	0.00	12,585.00	Corrected to reflect the Local Government Grant Scheme amount awarded
205	GL	343 - Fire and Emergency Services	1625116 - ESL Operational Grant	0.00	0.00	(12,585.00)	0.00	0.00	12,585.00	Corrected to reflect the Local Government Grant Scheme amount awarded
206	GL	343 - Fire and Emergency Services	1755116 - ESL Operational Grant	0.00	0.00	3,970.00	0.00	0.00	(3,970.00)	Amendment to reflect Local Government Grant Scheme allocation.
207	OP	343 - Fire and Emergency Services	4061 - Firebreak inspection officer	(8,000.00)	0.00	0.00	0.00	0.00	(8,000.00)	Reduce due to only one casual being hired for the summer
208	OP	343 - Fire and Emergency Services	4063 - CVES Building	(3,000.00)	0.00	0.00	0.00	0.00	(3,000.00)	Unable to expend to date due to other priorities. Will seek more funds in 25/26
209	OP	343 - Fire and Emergency Services	4065 - Testing, Evaluation and Improvements for Emergency Management	(11,000.00)	0.00	0.00	0.00	0.00	(11,000.00)	Quotes received were much less than anticipated
210	OP	343 - Fire and Emergency Services	4987 - Operational Grant for Volunteer Bushfire Brigades	(5,000.00)	0.00	0.00	0.00	0.00	(5,000.00)	Not required
211	GL	344 - Safer City	1716804 - Contribution - Safety & Crime Prevention	1,500.00	0.00	0.00	0.00	0.00	1,500.00	Increase to directly support community safety education through leveraging our broader safety campaign to maximise benefit by providing hands-on resources to residents.
212	OP	344 - Safer City	6314 - CCTV in use signs	(5,000.00)	0.00	0.00	0.00	0.00	(5,000.00)	Changes in other projects lead to reduction in this budget.
213	CW	344 - Safer City	CW 1659 - Project BETTI	(380,000.00)	0.00	0.00	(380,000.00)	0.00	0.00	Six sites have been successfully delivered as part of the FY25 implementation plan. Following internal stakeholder engagement, the remaining sites have been deferred to allow for a six-month assessment of competing access control systems. The remaining budget for this financial year will be returned, and future recommendations regarding smart building technology will be made via ERC.
214	GL	345 - Parking Operations	1845396 - Parking Infringements & Penalties	0.00	0.00	(300,000.00)	0.00	0.00	300,000.00	Reduced number of infringements during Q2 due to no FTE Parking Officers, relied on casuals to fill weekdays. This quarter is busiest time of year.
215	OP	345 - Parking Operations	0023 - Car Park Design Services	(15,000.00)	0.00	0.00	0.00	0.00	(15,000.00)	Reduced need for consultancy services, retaining \$15k for potential requests.
216	OP	345 - Parking Operations	4069 - Parking Sensor expansion	10,268.00	0.00	0.00	0.00	0.00	10,268.00	Yearly services charges accrued not budgeted.
217	OP	345 - Parking Operations	4070 - Online Infringement (SendPIC) License	4,848.00	0.00	0.00	0.00	0.00	4,848.00	Yearly services charges accrued not budgeted.
218	OP	345 - Parking Operations	4071 - Parking Signage Upgrade	6,061.00	0.00	0.00	0.00	0.00	6,061.00	Yearly services charges accrued not budgeted.
219	OP	345 - Parking Operations	6332 - Tangle Park Signage	(5,000.00)	0.00	0.00	0.00	0.00	(5,000.00)	Project complete underbudget
220	OP	345 - Parking Operations	6333 - Progress Drive Wayfinding Signage	(20,000.00)	0.00	0.00	0.00	0.00	(20,000.00)	Installation of wayfinding signs completed below budget.
221	OP	345 - Parking Operations	6334 - North Coogee Electronic Wayfinding Signage - Service Fees	460.00	0.00	0.00	0.00	0.00	460.00	Adjustment for service supply for the two units, only one system was accounted for in budget.
222	GL	346 - Service Support	1815787 - Reimbursement - Prosecution Costs	0.00	0.00	(70,000.00)	0.00	0.00	70,000.00	Duplicate reimbursement account, this budget can be deleted.
223	GL	346 - Service Support	1816000 - Salaries	1,500.00	0.00	0.00	0.00	0.00	1,500.00	To cover our casual administration support for two days per week until the end of the financial year, accommodating upcoming annual leave and RDOs.
224	GL	346 - Service Support	1816291 - Prosecution Costs	(20,000.00)	0.00	0.00	0.00	0.00	(20,000.00)	Ranger Services will not be pursuing prosecution follow-ups for unregistered dogs and cats, due to the ability to request court orders for owner compliance and registration.
225	GL	410 - Development and Compliance Business Unit	2156140 - Professional Memberships	700.00	0.00	0.00	0.00	0.00	700.00	Increased requirement
226	GL	410 - Development and Compliance Business Unit	2156229 - Professional Services	(2,000.00)	0.00	0.00	0.00	0.00	(2,000.00)	Budget not required
227	GL	410 - Development and Compliance Business Unit	2156600 - Telecommunication Expenses	(500.00)	0.00	0.00	0.00	0.00	(500.00)	Budget not required
228	OP	413 - Public Health	9050 - Contaminated Sites Investigation (Council Owned Sites)	30,000.00	0.00	0.00	90,000.00	0.00	(60,000.00)	Additional funds from the reserve are required for the Contaminated Sites consultant to examine the extent of the groundwater contamination from overflowing leachate.
229	GL	415 - Development Services	7406206 - Advertising Expenses	(2,600.00)	0.00	0.00	0.00	0.00	(2,600.00)	Reducing budget to align with YTD Spend
230	GL	415 - Development Services	7406278 - Minor Furniture & Equipment	(3,000.00)	0.00	0.00	0.00	0.00	(3,000.00)	Reducing budget to align with YTD Spend
231	GL	415 - Development Services	7406287 - Printing & Stationery	(1,000.00)	0.00	0.00	0.00	0.00	(1,000.00)	Reducing budget to align with YTD Spend
232	GL	415 - Development Services	7406292 - Publications	(500.00)	0.00	0.00	0.00	0.00	(500.00)	Budget not required
233	GL	415 - Development Services	7406298 - Software Purchase	(2,000.00)	0.00	0.00	0.00	0.00	(2,000.00)	Reducing budget as there is no spend to date

Page: 7

Mid-Year Budget Review 2024-25

				Expenditure	Transfer to Reserve	External Funding	Transfer from Reserve	Proceeds from Sale		
ID	Ledger	Service Unit	Project/Account Number	(+/-)	(+/-)	(+/-)	(+/-)	(+/-)	Muni Impact	Management Comment
234	GL	415 - Development Services	7406299 - Software Support Expenses	(2,000.00)	0.00	0.00	0.00	0.00	(2,000.00)	Reducing budget as there is no spend to date
235	GL	415 - Development Services	7406304 - Sundry Minor Expenses	250.00	0.00	0.00	0.00	0.00	250.00	
236	GL	415 - Development Services	7406325 - Software Development	(500.00)	0.00	0.00	0.00	0.00	(500.00)	Reducing budget as there is no spend to date
237	GL	415 - Development Services	7406600 - Telecommunication Expenses	(200.00)	0.00	0.00	0.00	0.00	(200.00)	Reducing budget to align with YTD Spend
238	GL	416 - Public Health and Building Services	2006292 - Publications	(500.00)	0.00	0.00	0.00	0.00	(500.00)	We are reviewing our planned spending and believe that we can relinquish part of this budget.
239	GL	416 - Public Health and Building Services	2006303 - Subscriptions	(471.00)	0.00	0.00	0.00	0.00	(471.00)	We are reviewing our planned spending and believe that we can relinquish part of this budget.
240	GL	416 - Public Health and Building Services	7306140 - Professional Memberships	(200.00)	0.00	0.00	0.00	0.00	(200.00)	The City's Building team does not have a profession membership any longer
241	GL	416 - Public Health and Building Services	7306267 - Legal Expenses	(15,000.00)	0.00	0.00	0.00	0.00	(15,000.00)	There remain a number of legal items being progressed
242	GL	416 - Public Health and Building Services	7306278 - Minor Furniture & Equipment	(2,000.00)	0.00	0.00	0.00	0.00	(2,000.00)	Reducing budget as there is no spend to date
243	GL	416 - Public Health and Building Services	7306304 - Sundry Minor Expenses	(1,000.00)	0.00	0.00	0.00	0.00	(1,000.00)	Reducing budget to align with YTD Spend
244	GL	417 - Development Compliance Services	7426140 - Professional Memberships	200.00	0.00	0.00	0.00	0.00	200.00	various memberships to industry groups
245	GL	420 - Planning Business Unit	5086304 - Sundry Minor Expenses	100.00	0.00	0.00	0.00	0.00	100.00	Likely to incur small additional costs (mostly parking to attend meetings in CBD)
246	GL	422 - Transport and Traffic	8635774 - Reimbursement - Long Service Leave	0.00	0.00	13,210.00	0.00	0.00	(13,210.00)	Matching YTD Actuals
247	GL	422 - Transport and Traffic	8636000 - Salaries	(69,799.00)	0.00	0.00	0.00	0.00	(69,799.00)	Funds returned due to vacant positions.
248	GL	422 - Transport and Traffic	8636150 - Fringe Benefits Tax	7,612.00	0.00	0.00	0.00	0.00	7,612.00	Transferred from GL 868
249	GL	422 - Transport and Traffic	8636292 - Publications	(200.00)	0.00	0.00	0.00	0.00	(200.00)	Possible expenses in 2nd half of year. amount reduced to \$800.
250	OP	422 - Transport and Traffic	0097 - Transport planning reports and studies	100,000.00	0.00	0.00	0.00	0.00	100,000.00	Increased demand for road safety studies and planning.
251	OP	422 - Transport and Traffic	0098 - Roadworks constructions – review and reports	50,000.00	0.00	0.00	0.00	0.00	50,000.00	Increase in funds based on increase in charge rates and forward projections.
252	OP	422 - Transport and Traffic	4004 - Cycling network – studies and plans	(60,000.00)	0.00	0.00	0.00	0.00	(60,000.00)	Only Procurement and Engagement Plans for Bike Plan will be delivered this FY with full report scheduled for the next FY.
253	OP	422 - Transport and Traffic	4901 - District Traffic Study	(20,000.00)	0.00	0.00	0.00	0.00	(20,000.00)	Reduced requirement as additional funds provided by Strategic Team
254	OP	422 - Transport and Traffic	6353 - Road Planning Study - Road duplication Hammond Rd - Russell	60,000.00	0.00	0.00	0.00	0.00	60,000.00	Based on quote from consultant (more detailed investigations required in terms of horizontal and vertical alignment).
255	OP	422 - Transport and Traffic	6354 - Strategic Plan - Road Network Improvement Plan	(100,000.00)	0.00	0.00	0.00	0.00	(100,000.00)	The City plans to deliver 2 strategic documents this year (Safety Plan and Drainage Strategy). Returning funds to cover increased demand for funds for the Transport Consultancy Tender and Roadworks Review Tender.
256	OP	422 - Transport and Traffic	9881 - Traffic Surveys / Consultancy	(50,000.00)	0.00	0.00	0.00	0.00	(50,000.00)	Based on YTD spent the amount can be reduced for \$50,000 to cover increased spending the Transport Consultancy Tender and Roadworks Review Tender.
257	CW	422 - Transport and Traffic	CW 9004 - 497 Bennett Avenue Upgrade- Rollinson to	(1,000,000.00)	0.00	0.00	(1,000,000.00)	0.00	0.00	Return funding to reserve. Project is proceeding with anticipated commencement in June (confirmation from Dev WA). Funding to be requested via Council as component of Project update at OCM as is required.
258	GL	423 - Strategic Planning	5055421 - Structure Plan Fees	0.00	0.00	9,575.00	0.00	0.00	(9,575.00)	Additional structure plans in early FY
259	GL	423 - Strategic Planning	5056206 - Advertising Expenses	(10,000.00)	0.00	0.00	0.00	0.00	(10,000.00)	Reduced due to likely deferral of advertising of new scheme to 25/26FY
260	GL	423 - Strategic Planning	5056267 - Legal Expenses	(7,500.00)	0.00	0.00	0.00	0.00	(7,500.00)	Reduced value based on expected need for advice relating to new Planning Scheme.
261	GL	423 - Strategic Planning	5056287 - Printing & Stationery	(1,072.00)	0.00	0.00	0.00	0.00	(1,072.00)	Balance unlikely to be required
262	GL	423 - Strategic Planning	5056299 - Software Support Expenses	(9,000.00)	0.00	0.00	0.00	0.00	(9,000.00)	This year's subscription already paid
263	GL	423 - Strategic Planning	8975757 - DCA Contributions TF to Liability	0.00	0.00	(10,200.00)	0.00	0.00	10,200.00	Balancing entry
264	GL	423 - Strategic Planning	8975762 - Owners Contributions	0.00	0.00	10,200.00	0.00	0.00	(10,200.00)	It is difficult to budget for contributions, as they solely depend on the developers' motivations to develop and clear their lots.
265	GL	423 - Strategic Planning	9005757 - DCA Contributions TF to Liability	0.00	0.00	(145,000.00)	0.00	0.00	145,000.00	Balancing entry

Mid-Year Budget Review 2024-25				Expenditure	Transfer to Reserve	External Funding	Transfer from Reserve	Proceeds from Sale	Muni Impact	Management Comment
ID	Ledger	Service Unit	Project/Account Number	(+/-)	(+/-)	(+/-)	(+/-)	(+/-)		
266	GL	423 - Strategic Planning	9005762 - Owners Contributions	0.00	0.00	145,000.00	0.00	0.00	(145,000.00)	Budget increase due to unexpected contribution payments. It is difficult to budget for contributions, as they solely depend on the developers' motivations to develop and clear their lots.
267	GL	423 - Strategic Planning	9075757 - DCA Contributions TF to Liability	0.00	0.00	(40,000.00)	0.00	0.00	40,000.00	Balancing entry
268	GL	423 - Strategic Planning	9075762 - Owners Contributions	0.00	0.00	40,000.00	0.00	0.00	(40,000.00)	It is difficult to budget for contributions, as they solely depend on the developers' motivations to develop and clear their lots.
269	OP	423 - Strategic Planning	0050 - Coogee beach Masterplan review	(47,903.00)	0.00	0.00	0.00	0.00	(47,903.00)	Reduced to \$10k above current commitments. Balance expected to be required for consultant presentation at EMSBF, bushfire and traffic contingencies, and final publishing/notifications.
270	OP	423 - Strategic Planning	6336 - Public Open Space Strategy	(25,000.00)	0.00	0.00	0.00	0.00	(25,000.00)	Reduced budget sufficient to cover Phase 1 engagement and finalisation of example diagrams
271	OP	423 - Strategic Planning	6339 - Cockburn Central Precinct Plan	(50,000.00)	0.00	0.00	0.00	0.00	(50,000.00)	Project delayed by Development WA - likely to be required next FY
272	GL	424 - Community Planning	8535741 - Distributed - DCP1 Developer Contributions	0.00	0.00	(5,000.00)	0.00	0.00	5,000.00	Reduced contribution expected due to lower salaries from vacancy.
273	GL	424 - Community Planning	8535746 - Distributed - DCP6 Developer Contributions	0.00	0.00	(8,000.00)	0.00	0.00	8,000.00	Reduced contribution expected due to lower salaries from vacancy.
274	GL	424 - Community Planning	8535748 - Distributed - DCP 9 Developer Contributions	0.00	0.00	(10,000.00)	0.00	0.00	10,000.00	Reduced contribution expected due to lower salaries from vacancy.
275	GL	424 - Community Planning	8535749 - Distributed - DCP 10 Developer Contributions	0.00	0.00	(10,000.00)	0.00	0.00	10,000.00	Reduced contribution expected due to lower salaries from vacancy.
276	GL	424 - Community Planning	8535801 - Distributed - DCP 11 Developer Contributions	0.00	0.00	(5,000.00)	0.00	0.00	5,000.00	Reduced contribution expected due to lower salaries from vacancy.
277	GL	424 - Community Planning	8535802 - Distributed - DCP 12 Developer Contributions	0.00	0.00	(3,000.00)	0.00	0.00	3,000.00	Reduced contribution expected due to lower salaries from vacancy.
278	GL	424 - Community Planning	8535803 - Distributed - DCP 13 Developer Contributions	0.00	0.00	(15,000.00)	0.00	0.00	15,000.00	Reduced contribution expected due to lower salaries from vacancy.
279	GL	424 - Community Planning	8535804 - Distributed - DCP 8 Developer Contributions	0.00	0.00	(8,000.00)	0.00	0.00	8,000.00	Reduced contribution expected due to lower salaries from vacancy.
280	GL	424 - Community Planning	8535805 - Distributed - DCP 14 Developer Contributions	0.00	0.00	(15,000.00)	0.00	0.00	15,000.00	Reduced contribution expected due to lower salaries from vacancy.
281	GL	424 - Community Planning	8535806 - Distributed - DCP 15 Developer Contributions	0.00	0.00	(5,645.00)	0.00	0.00	5,645.00	Reduced contribution expected due to lower salaries from vacancy.
282	GL	424 - Community Planning	8536000 - Salaries	(246,531.00)	0.00	0.00	0.00	0.00	(246,531.00)	Current vacant positions not being filled during FY25
283	GL	424 - Community Planning	8536100 - Superannuation	(32,932.00)	0.00	0.00	0.00	0.00	(32,932.00)	Positions not being filled during FY25
284	GL	431 - Sustainability and Climate Change	4766600 - Telecommunication Expenses	852.00	0.00	0.00	0.00	0.00	852.00	Increased to match forecast
285	OP	431 - Sustainability and Climate Change	8030 - Climate Change Program	(5,000.00)	0.00	0.00	0.00	0.00	(5,000.00)	\$5000 transferred to 6810 to support the funding of the residents in financial hardship access the Sustainable Home Rebate Pilot
286	OP	431 - Sustainability and Climate Change	8030 - Climate Change Program	5,000.00	0.00	0.00	0.00	0.00	5,000.00	\$5000 increase to the Sustainable Home Rebate Pilot to offer residents in financial hardship access. This \$5000 is being offered to residents that are seeking assistance from our Financial Counsellors
287	OP	431 - Sustainability and Climate Change	8241 - Residential Habitat Creation Subsidy Program	(3,000.00)	0.00	0.00	0.00	0.00	(3,000.00)	Overestimated the amount needed for contract expenses
288	OP	431 - Sustainability and Climate Change	8241 - Residential Habitat Creation Subsidy Program	3,000.00	0.00	0.00	0.00	0.00	3,000.00	This adjustment is necessary due to an underestimation of the rebate requests in this FY.
289	OP	432 - Environmental Management, Policy and Planning	0034 - Feral Animal Control	10,000.00	0.00	0.00	0.00	0.00	10,000.00	Increase as per communications with elected members from Director of Sustainability & Environment.
290	CW	433 - Coastal Management and Planning	CW 1811 - 207 Manning Park Mountain Bike Trail Pr	(118,528.62)	0.00	0.00	(118,528.62)	0.00	0.00	Return unrequired budget to reserve. Project rescope requiring less funding than at time of budget.
291	OP	433 - Coastal Management and Planning	4945 - Port Coogee sand bypassing	0.00	0.00	0.00	150,000.00	0.00	(150,000.00)	Project incorrectly funded from Muni instead of Reserves
292	CW	433 - Coastal Management and Planning	CW 6437 - Port Coogee Revetment Renewals	125,000.00	0.00	0.00	125,000.00	0.00	0.00	Reflects total project costs at completion.

Mid-Year Budget Review 2024-25				Expenditure	Transfer to Reserve	External Funding	Transfer from Reserve	Proceeds from Sale	Muni Impact	Management Comment
ID	Ledger	Service Unit	Project/Account Number	(+/-)	(+/-)	(+/-)	(+/-)	(+/-)		
293	GL	510 - Operations and Maintenance Business Unit	4936229 - Professional Services	(2,000.00)	0.00	0.00	0.00	0.00	(2,000.00)	Reducing budget as there is no spend to date
294	GL	510 - Operations and Maintenance Business Unit	4936278 - Minor Furniture & Equipment	(600.00)	0.00	0.00	0.00	0.00	(600.00)	Budget not required
295	GL	510 - Operations and Maintenance Business Unit	4936287 - Printing & Stationery	(600.00)	0.00	0.00	0.00	0.00	(600.00)	Budget not required
296	GL	510 - Operations and Maintenance Business Unit	4936303 - Subscriptions	(500.00)	0.00	0.00	0.00	0.00	(500.00)	Reducing budget as there is no spend to date
297	GL	510 - Operations and Maintenance Business Unit	4936304 - Sundry Minor Expenses	(700.00)	0.00	0.00	0.00	0.00	(700.00)	Budget not required
298	GL	510 - Operations and Maintenance Business Unit	4936600 - Telecommunication Expenses	(800.00)	0.00	0.00	0.00	0.00	(800.00)	Reducing budget as there is no spend to date
299	GL	511 - Environment, Parks and Streetscapes	7806000 - Salaries	(115,563.00)	0.00	0.00	0.00	0.00	(115,563.00)	Reduce salaries due to incorrect inside/outside classification for 6 outdoor FTE roles.
300	OP	511 - Environment, Parks and Streetscapes	4124 - MRWA managed section of Karel Avenue	11,500.00	0.00	37,626.00	0.00	0.00	(26,126.00)	Reduced budget requirement this FY, balance of funding to be used next year.
301	CW	511 - Environment, Parks and Streetscapes	CW 1790 - Balboa tile repairs	90,000.00	0.00	0.00	90,000.00	0.00	0.00	Insufficient budget to complete full scope of works. Additional budget to complete all works at this reserve within the financial year required.
302	CW	511 - Environment, Parks and Streetscapes	CW 5956 - Port Coogee Water Play Refurbishment.	50,000.00	0.00	0.00	50,000.00	0.00	0.00	Additional funding required to deliver full project within the financial year.
303	CW	512 - Civil Infrastructure	CW 1877 - 164 Welding Pass footpath	67,959.00	0.00	0.00	67,959.00	0.00	0.00	Funding required for completion of Footpath project (lighting) fixed price quotation and works scheduling in place with Western Power for delivery.
304	CW	512 - Civil Infrastructure	CW 6352 - Spearwood Avenue Doolette to Falstaff	350,000.00	0.00	0.00	350,000.00	0.00	0.00	Additional funding required to remove and dispose existing pipework within project site determined to be Asbestos containing material.
305	CW	512 - Civil Infrastructure	CW 6407 - Bucat Street drainage improvements	(220,000.00)	0.00	0.00	(220,000.00)	0.00	0.00	Project to have detailed design and specifications finalised in 24/25 FY for delivery in the 25/26 FY Capital delivery program.
306	CW	512 - Civil Infrastructure	CW 9043 - 464 WENTWORTH PARADE #343 to Lauderdale	65,000.00	0.00	0.00	65,000.00	0.00	0.00	Project completed reflecting cost at completion. Additional funding needed to meet total project cost. Additional road safety improvements added to works to ensure works fully delivered.
307	CW	512 - Civil Infrastructure	CW 9095 - 506 Treeby School Warden Crossing cons	42,000.00	0.00	0.00	42,000.00	0.00	0.00	Additional works required to meet statutory requirements (Road Traffic Act) associated with location of existing parking infrastructure adjacent to agreed Traffic Warden site.
308	GL	513 - Fleet Management	8006122 - Protective Clothing	(2,000.00)	0.00	0.00	0.00	0.00	(2,000.00)	Currently Lower due to reduced staffing levels through long term injury management, departure of fixed term mechanic and apprentice leaving.
309	GL	513 - Fleet Management	8006160 - Contract Salaries	49,616.00	0.00	0.00	0.00	0.00	49,616.00	Additional wages for labour hire, previously not captured.
310	GL	513 - Fleet Management	8036000 - Salaries	4,488.00	0.00	0.00	0.00	0.00	4,488.00	Increased to accommodate Higher duties allowance during leave coverage
311	CW	513 - Fleet Management	CW 7297 - PL297 - Seniors - BCI Low Profile Bus	(270,000.00)	0.00	0.00	(235,000.00)	(35,000.00)	0.00	Lead time of purchase will not see this equipment delivered within this financial year. Order will be placed to meet fleet replacement schedule with funding returned to reserve until contractually required.
312	CW	513 - Fleet Management	CW 7711 - PL711 - Roads - Flocon	(300,000.00)	0.00	0.00	(220,000.00)	(80,000.00)	0.00	Lead time of purchase will not see this equipment delivered within this financial year. Order will be placed to meet fleet replacement schedule with funding returned to reserve until contractually required.
313	CW	513 - Fleet Management	CW 7714 - PL714 - Roads - Drainage Truck with Cran	(260,000.00)	0.00	0.00	(170,000.00)	(90,000.00)	0.00	Lead time of purchase will not see this equipment delivered within this financial year. Order will be placed to meet fleet replacement schedule with funding returned to reserve until contractually required.
314	CW	513 - Fleet Management	CW 7725 - PL725 Parks - HortTruck	126,554.00	0.00	0.00	89,068.00	37,486.00	0.00	Administrative error made in project carry forward proposal (23/24). Plant has been received within this financial year, funding required to meet actual project costs.

Page: 10

Mid-Year Budget Review 2024-25				Expenditure	Transfer to Reserve	External Funding	Transfer from Reserve	Proceeds from Sale	Muni Impact	Management Comment
ID	Ledger	Service Unit	Project/Account Number	(+/-)	(+/-)	(+/-)	(+/-)	(+/-)		
315	CW	513 - Fleet Management	CW 7730 - PL730 - Parks - Mowing Truck	(110,000.00)	0.00	0.00	(75,000.00)	(35,000.00)	0.00	Lead time of purchase will not see this equipment delivered within this financial year. Order will be placed to meet fleet replacement schedule with funding returned to reserve until contractually required.
316	CW	513 - Fleet Management	CW 7745 - PL745 - Waste - Rubbish Rear Loader	(500,000.00)	0.00	0.00	(435,000.00)	(65,000.00)	0.00	Lead time of purchase will not see this equipment delivered within this financial year. Order will be placed to meet fleet replacement schedule with funding returned to reserve until contractually required.
317	CW	513 - Fleet Management	CW 7747 - PL747 - Waste - Rubbish Rear Loader	(500,000.00)	0.00	0.00	(435,000.00)	(65,000.00)	0.00	Lead time of purchase will not see this equipment delivered within this financial year. Order will be placed to meet fleet replacement schedule with funding returned to reserve until contractually required.
318	CW	513 - Fleet Management	CW 7749 - PL749 - Waste - Side Load Waste Truck	(500,000.00)	0.00	0.00	(435,000.00)	(65,000.00)	0.00	Lead time of purchase will not see this equipment delivered within this financial year. Order will be placed to meet fleet replacement schedule with funding returned to reserve until contractually required.
319	CW	513 - Fleet Management	CW 7750 - PL750 - Waste - Side Load Waste Truck	(500,000.00)	0.00	0.00	(435,000.00)	(65,000.00)	0.00	Lead time of purchase will not see this equipment delivered within this financial year. Order will be placed to meet fleet replacement schedule with funding returned to reserve until contractually required.
320	CW	513 - Fleet Management	CW 7752 - PL752 - Waste - Side Load Waste Truck	(500,000.00)	0.00	0.00	(435,000.00)	(65,000.00)	0.00	Lead time of purchase will not see this equipment delivered within this financial year. Order will be placed to meet fleet replacement schedule with funding returned to reserve until contractually required.
321	CW	513 - Fleet Management	CW 7764 - PL764 - Roads - Roadsweeper	(450,000.00)	0.00	0.00	(310,000.00)	(140,000.00)	0.00	Lead time of purchase will not see this equipment delivered within this financial year. Order will be placed to meet fleet replacement schedule with funding returned to reserve until contractually required.
322	GL	514 - Waste Services	4856811 - Landfill Levy	2,342,561.00	0.00	0.00	0.00	0.00	2,342,561.00	Increased tonnage from 92 621tonnes to 143 000 tonnes due to WTE not operational in FY 24/25
323	GL	514 - Waste Services	4855560 - Landfill Fees	0.00	2,312,753.00	1,801,222.00	0.00	0.00	511,531.00	Commercial Landfill tonnages outperforming budget due to Waste to Energy delay
324	GL	514 - Waste Services	4858746 - Internal Disposal Charges Recovered	(2,854,092.00)	0.00	0.00	0.00	0.00	(2,854,092.00)	Higher internal disposal charges from waste collection due to Waste to Energy delay
325	GL	514 - Waste Services	4886000 - Salaries	8,545.00	0.00	0.00	0.00	0.00	8,545.00	Backfill cover for LSL cover not originally budgeted.
326	GL	514 - Waste Services	4886100 - Superannuation	982.00	0.00	0.00	0.00	0.00	982.00	Backfill cover for LSL cover not originally budgeted.
327	GL	514 - Waste Services	4886287 - Printing & Stationery	(590.00)	0.00	0.00	0.00	0.00	(590.00)	Reducing budget as there is no spend to date
328	GL	514 - Waste Services	4886304 - Sundry Minor Expenses	(525.00)	0.00	0.00	0.00	0.00	(525.00)	Reducing budget to align with YTD Spend
329	GL	514 - Waste Services	8056114 - Safety	3,000.00	0.00	0.00	0.00	0.00	3,000.00	Increased due to new dust monitoring requirements for the site. Funded from 6122.
330	GL	514 - Waste Services	8056122 - Protective Clothing	(3,000.00)	0.00	0.00	0.00	0.00	(3,000.00)	\$3000 redirected to 6114 - Safety.
331	GL	514 - Waste Services	8056234 - Consumables	(2,000.00)	0.00	0.00	0.00	0.00	(2,000.00)	Reducing budget to align with YTD Spend
332	GL	514 - Waste Services	8056287 - Printing & Stationery	(400.00)	0.00	0.00	0.00	0.00	(400.00)	Reducing budget to align with YTD Spend
333	GL	514 - Waste Services	8105901 - Sundry Minor Revenue	0.00	0.00	1,242.00	0.00	0.00	(1,242.00)	Amended budget to match YTD Actuals
334	GL	514 - Waste Services	8106000 - Salaries	223,843.00	0.00	0.00	0.00	0.00	223,843.00	Budget increased to cover collection due to reduced contractor availability and the trend of higher levels of waste generation in the first half of the calendar year
335	GL	514 - Waste Services	8106100 - Superannuation	64,351.00	0.00	0.00	0.00	0.00	64,351.00	To match the salary increases
336	GL	514 - Waste Services	8106122 - Protective Clothing	(2,000.00)	0.00	0.00	0.00	0.00	(2,000.00)	Reduced uniform expenses
337	GL	514 - Waste Services	8106304 - Sundry Minor Expenses	(3,000.00)	0.00	0.00	0.00	0.00	(3,000.00)	Savings through reduced expenditure
338	GL	514 - Waste Services	8106600 - Telecommunication Expenses	8,000.00	0.00	0.00	0.00	0.00	8,000.00	Increase to support transition to mobility and paperless operational activities.
339	OP	514 - Waste Services	4894 - City of South Perth Verge Collection	(458,000.00)	0.00	(458,000.00)	0.00	0.00	0.00	Transferred to OP 8740 as duplicate Project numbers were created
340	OP	514 - Waste Services	7852 - Beach Bin Litter Collection	31,148.00	0.00	0.00	0.00	0.00	31,148.00	Our budget at July 24 indicated 1\$31,148. it is currently undertaken by a CoC casual.
341	OP	514 - Waste Services	7989 - Entry Fees MSW	(2,854,092.00)	0.00	0.00	0.00	0.00	(2,854,092.00)	Entry Fees for W2E removed due to project delay.

Mid-Year Budget Review 2024-25				Expenditure	Transfer to Reserve	External Funding	Transfer from Reserve	Proceeds from Sale		
ID	Ledger	Service Unit	Project/Account Number	(+/-)	(+/-)	(+/-)	(+/-)	(+/-)	Muni Impact	Management Comment
342	OP	514 - Waste Services	7989 - Entry Fees MSW	2,854,092.00	0.00	0.00	0.00	0.00	2,854,092.00	Entry Fees Increased to cover the Internal tipping charges at HWRP due to W2E delay.
343	OP	514 - Waste Services	8201 - Purchase of MSW Bins	50,000.00	0.00	0.00	0.00	0.00	50,000.00	Increased by \$50,000 due to the growth of 1200 properties this FY
344	OP	514 - Waste Services	8204 - Collection of MSW Bins	(15,000.00)	0.00	38,752.00	0.00	0.00	(53,752.00)	City has 3 spare trucks and wet/ dry hire is not required
345	OP	514 - Waste Services	8212 - MGB Bin Maintenance	(9,075.00)	0.00	0.00	0.00	0.00	(9,075.00)	Service now completed in house
346	OP	514 - Waste Services	8223 - E-Waste Recycling Program	(12,000.00)	0.00	0.00	0.00	0.00	(12,000.00)	Reduced budget requirement
347	OP	514 - Waste Services	8259 - Waste Education & Promotion	(53,000.00)	0.00	1,382.00	0.00	0.00	(54,382.00)	Lower requirement based on mid year actual & forecast.
348	OP	514 - Waste Services	8269 - Bulk Verge Recovery	35,000.00	0.00	0.00	0.00	0.00	35,000.00	Increased due to increases of bulk waste mattress collection
349	OP	514 - Waste Services	8270 - Community Waste Bin Cleaning	(20,000.00)	0.00	0.00	0.00	0.00	(20,000.00)	Reduced budget requirement
350	OP	514 - Waste Services	8271 - Bin Pad Mtce	(5,000.00)	0.00	0.00	0.00	0.00	(5,000.00)	Reduced budget requirement
351	OP	514 - Waste Services	8301 - Groundwater Monitoring Program	22,715.00	0.00	0.00	0.00	0.00	22,715.00	Additional monitoring bore installed + associated report, as per DoWER licence conditions
352	OP	514 - Waste Services	8304 - Henderson Landfill Site Operations	393,733.00	0.00	0.00	0.00	0.00	393,733.00	Increased to cover the cost of the WMRC charges due to contractual obligations and results of new Tender
353	OP	514 - Waste Services	8304 - Henderson Landfill Site Operations	2,800.00	0.00	0.00	0.00	0.00	2,800.00	Internet service set up to new transfer station operations.
354	OP	514 - Waste Services	8591 - Bin Contamination Reduction	(108,301.00)	0.00	0.00	0.00	0.00	(108,301.00)	No bin auditing possible and removal of Waste Education Technical Officer
355	OP	514 - Waste Services	8740 - City of South Perth Kerbside Collection	257,504.00	228,335.00	485,839.00	0.00	0.00	0.00	Transferred from OP 4894 as duplicated (budget amount increased to match actuals)
356	OP	514 - Waste Services	9551 - Annual Junk Collection	(100,000.00)	0.00	0.00	0.00	0.00	(100,000.00)	Reallocated to verge greenwaste collection
357	OP	514 - Waste Services	9552 - Verge Greenwaste Collections	100,000.00	0.00	0.00	0.00	0.00	100,000.00	Increase needed based on actuals and forecast
358	OP	514 - Waste Services	9554 - Purchase Recycling Bins	50,000.00	0.00	0.00	0.00	0.00	50,000.00	Increased due to the growth of 1200 properties this FY
359	OP	514 - Waste Services	9556 - Entry Fee For Recyclables	(100,000.00)	0.00	0.00	0.00	0.00	(100,000.00)	Reduced due to decrease in contracted gate fees
360	OP	514 - Waste Services	9730 - Commercial Food Waste Collection	26,498.00	0.00	0.00	0.00	0.00	26,498.00	Based on contracted services
361	CW	521 - Landscape and Coastal Projects	CW 1822 - Howson Way Hardstand	(241,057.50)	0.00	0.00	(241,057.50)	0.00	0.00	Project designed. Deferral of construction stage of works. Remaining project budget returned and to be requested via ERC as delivery readiness is completed.
362	CW	521 - Landscape and Coastal Projects	CW 9112 - 370 DUGGAN PARK IRRIGATION ASSET RENEWA	(67,000.00)	0.00	0.00	(67,000.00)	0.00	0.00	Project to be deferred to 25/26 and combined with required hardscape renewals to minimise community impact of works and maximise investment.
363	CW	522 - Building and Security Projects	CW 1116 - Leachate Pond HWRP	2,350,000.00	0.00	0.00	2,350,000.00	0.00	0.00	To meet statutory and compliance requirements of the site additional funds are required to ensure works delivery can continue and meet projected and actual contractual liabilities. This project has faced significant issues with unforeseen geotechnical issues on site leading to increased costs.
364	CW	522 - Building and Security Projects	CW 1819 - 225 Equipment Shed installation and fit	47,000.00	0.00	0.00	47,000.00	0.00	0.00	Funding required to meet projected total cost of project. Additional works identified and required to meet the needs of the Jandakot Volunteer Bush Fire Brigade.
365	CW	522 - Building and Security Projects	CW 1823 - 235 Henderson Cell Capping	105,000.00	0.00	0.00	105,000.00	0.00	0.00	Additional costs to complete complex geotechnical and earthworks designs for this site. Works are mandatory to meet Statutory requirements for the Henderson Waste site.
366	CW	522 - Building and Security Projects	CW 1899 - Resource Recovery Project	(944,177.00)	0.00	0.00	(944,177.00)	0.00	0.00	Project has been placed on hold. Remaining funds to be returned to reserve for reallocation.
367	CW	522 - Building and Security Projects	CW 4544 - Beale Park Redevelopment	475,000.00	0.00	0.00	475,000.00	0.00	0.00	Costs for redesign of project to align with Council endorsed project plan to improve Club and Environmental outcomes for the project. Project redesign required to enable tendering and letting of contract in accordance with council endorsed program and requirements of external grant. Current projections of costs indicate this request will be contained within the Total Project cost of \$20M as considered and approved by Council.
368	CW	522 - Building and Security Projects	CW 4714 - ARC Expansion	250,000.00	0.00	0.00	250,000.00	0.00	0.00	Current project contingency is anticipated to be fully expended by end of project. To ensure any further unknowns can be contractually approved in a timely manner recommended additional \$250k be released from reserve for project (to be returned if not utilised).

Mid-Year Budget Review 2024-25				Expenditure	Transfer to Reserve	External Funding	Transfer from Reserve	Proceeds from Sale	Muni Impact	Management Comment
ID	Ledger	Service Unit	Project/Account Number	(+/-)	(+/-)	(+/-)	(+/-)	(+/-)		
369	CW	522 - Building and Security Projects	CW 4716 - Aboriginal Cultural & Visitors Centre	(2,000,000.00)	0.00	0.00	(2,000,000.00)	0.00	0.00	In accordance with council resolution for project this project is having design documentation produced only. \$2m released back to reserve (as per Council Resolution)
370	CW	522 - Building and Security Projects	CW 6243 - Cockburn Integrated Health Centre - Land	76,494.33	0.00	0.00	76,494.33	0.00	0.00	Administrative error made in project carry forward proposal (23/24). Commitments to project not fully captured. Funding required to meet contractual liabilities of project.
371	GL	523 - Civil Projects	8716000 - Salaries	(110,000.00)	0.00	0.00	0.00	0.00	(110,000.00)	Transferred \$110K to Contract Salaries to separate vacant position costs currently being filled by Labour Hire
372	GL	523 - Civil Projects	8716160 - Contract Salaries	110,000.00	0.00	0.00	0.00	0.00	110,000.00	Transferred from Salaries as vacant position is currently being filled by Labour Hire
373	CW	523 - Civil Projects	CW 1829 - 242 61 Cordelia Avenue (2023/24)	(262,650.00)	0.00	0.00	(262,650.00)	0.00	0.00	Design works complete. Construction works to be deferred to 25/26 FY and be delivered during dry season in conjunction with other drainage package works. Return additional money to reserve.
374	CW	523 - Civil Projects	CW 4952 - Rockingham Road and Phoenix Roundabout	(2,650,000.00)	0.00	0.00	(2,650,000.00)	0.00	0.00	Cashflow adjustment to align with MRWA Grant receipt and anticipated project expenditure.
375	CW	523 - Civil Projects	CW 6259 - Bakers Square - Court Resurface	(145,000.00)	0.00	0.00	(145,000.00)	0.00	0.00	Estimated project cost at completion is under approved budget. Release extra funds.
376	CW	523 - Civil Projects	CW 6351 - Stratton Street Upgrade	(1,000,000.00)	0.00	0.00	(1,000,000.00)	0.00	0.00	Estimated project cost at completion is under approved budget. Release extra funds.
377	CW	523 - Civil Projects	CW 6464 - Major linemarking and signs	20,000.00	0.00	0.00	20,000.00	0.00	0.00	Existing funding fully expended by Mid Year. Additional sites identified requiring updated signage and linemarking (via Local Area Traffic Management Policy) which require further expenditure to complete.
378	CW	523 - Civil Projects	CW 9151 - 508 Parkway Road Parking/Shared Path - D	(123,600.00)	0.00	0.00	(123,600.00)	0.00	0.00	Defer to 25/26 FY to align with combined delivery of Low Cost Urban Road Safety Program (MRWA) projects in the locality around the primary school (September School Holidays) consistent with resolution of Council.
379	GL	531 - Property Services	5685324 - Lease Revenue	0.00	0.00	(23,000.00)	0.00	0.00	23,000.00	Transfer budget to Rec and Parks
380	GL	531 - Property Services	7255324 - Lease Revenue (Naval Base Shacks)	0.00	0.00	(30,000.00)	0.00	0.00	30,000.00	Council resolution reduced the forecasted lease revenue by reducing the proposed leasing fee.
381	OP	531 - Property Services	6270 - Royalty Income – 1712 Russell Rd	0.00	0.00	122,000.00	0.00	0.00	(122,000.00)	Forecast royalty income
382	OP	531 - Property Services	6376 - Purchase of Crown Land	(2,000,000.00)	0.00	0.00	(2,000,000.00)	0.00	0.00	Land acquisitions are controlled by main roads, decisions made by supreme court which are unlikely to be in FY25. ERC submission to be made if a court ruling is received prior to the EOFY.
383	OP	531 - Property Services	6809 - Lease-Lot 10 Rivers Street Bibra Lake	(668.00)	0.00	0.00	0.00	0.00	(668.00)	Minor increase
384	OP	531 - Property Services	6812 - Lease-Reserve 30189 90 Cordelia Avenue - Coolbellup	0.00	0.00	10,191.00	0.00	0.00	(10,191.00)	Increase in rent per room.
385	OP	531 - Property Services	6823 - Lease – Cockburn Integrated Health Facility	101.00	0.00	(33,688.00)	0.00	0.00	33,789.00	Incorrect forecast on rent review
386	OP	531 - Property Services	6826 - Lease-Reserve 50535 (Bistro 21 Café)	0.00	0.00	(1,000.00)	0.00	0.00	1,000.00	
387	OP	531 - Property Services	7863 - Purchase of Jandakot/Solomon Road – Crown land	(209,561.00)	0.00	0.00	(119,561.00)	0.00	(90,000.00)	\$50K transferred to OP 8190, balance of funds returned.
388	OP	531 - Property Services	8190 - Land Acquisition/Disposal Cost	50,000.00	0.00	0.00	0.00	0.00	50,000.00	Additional of funds required to be transferred from 7863. Balance of funds in 7863 to be handed back as no longer required this financial year. Additional funds in 6200 to cover the cost of advertising properties for lease and project costs for 4 projects before the end of financial year.
389	OP	531 - Property Services	8982 - Licence of Portion of Reserve 51121 for Overflow Car Parking	0.00	0.00	354.00	0.00	0.00	(354.00)	Minor increase
390	OP	531 - Property Services	9567 - Youth Centre Lease Revenue Health Department	0.00	0.00	86,000.00	0.00	0.00	(86,000.00)	Budget correction
391	OP	531 - Property Services	9567 - Youth Centre Lease Revenue Health Department	0.00	0.00	83,308.00	0.00	0.00	(83,308.00)	Budget correction
392	GL	532 - City Facilities	7906600 - Telecommunication Expenses	3,500.00	0.00	0.00	0.00	0.00	3,500.00	New equipment for print shop.
393	OP	532 - City Facilities	4120 - Integrated Health Building	34,000.00	0.00	0.00	34,000.00	0.00	0.00	Building repairs arranged by Burgess Rawson - emergency water leak rectification
394	OP	532 - City Facilities	6030 - Senior Citizens Centre – Hamilton Hill	(7,435.00)	0.00	0.00	0.00	0.00	(7,435.00)	Reduced budget requirement
395	OP	532 - City Facilities	6038 - Coolbellup Family Day Care Centre	3,250.00	0.00	0.00	0.00	0.00	3,250.00	New maintenance requirement

Page: 13

Mid-Year Budget Review 2024-25				Expenditure	Transfer to Reserve	External Funding	Transfer from Reserve	Proceeds from Sale	Muni Impact	Management Comment
ID	Ledger	Service Unit	Project/Account Number	(+/-)	(+/-)	(+/-)	(+/-)	(+/-)		
396	OP	532 - City Facilities	6050 - Memorial Hall	75,000.00	0.00	0.00	0.00	0.00	75,000.00	100th anniversary scope of maintenance works as agreed with CEO
397	OP	532 - City Facilities	6057 - South Lake Child Activity Centre	17,520.00	0.00	0.00	0.00	0.00	17,520.00	Emergency roof and carpentry repairs completed
398	OP	532 - City Facilities	6187 - Aubin Grove Community Facility	36,000.00	0.00	0.00	0.00	0.00	36,000.00	Water Corp cost to repair burst fire main
399	OP	532 - City Facilities	6359 - Bibra Lake adventure playground toilet block	(22,000.00)	0.00	0.00	0.00	0.00	(22,000.00)	first FY for new budget - reduced to align with expenses
400	OP	532 - City Facilities	9882 - Hopbush Park Toilets	6,114.00	0.00	0.00	0.00	0.00	6,114.00	Replaced porcelain pans with stainless steel after vandalism
401	OP	532 - City Facilities	9915 - Watsons Changerooms	19,793.00	0.00	0.00	0.00	0.00	19,793.00	Western Power new main supply pole works carried over from last FY
402	OP	532 - City Facilities	9918 - Bakers Square Changerooms	9,855.00	0.00	0.00	0.00	0.00	9,855.00	Failed electrical supply pole replacement
403	OP	532 - City Facilities	9922 - Beale Park Clubrooms	6,750.00	0.00	0.00	0.00	0.00	6,750.00	Budget reduced this FY for redevelopment which has been delayed - needed to maintain building operational status
404	CW	532 - City Facilities	CW 6415 - Davilak Changerooms Improvements	50,000.00	0.00	0.00	50,000.00	0.00	0.00	Additional funding required to address drainage issues around the building.
405	OP	533 - Asset Management	4076 - Asset condition reports/audits - as per Strategic Planning Framework	201,647.00	0.00	0.00	0.00	0.00	201,647.00	Project funding not carried forward from 23/24 FY as planning not advanced at the time.
406	GL	631 - Customer Experience	1376601 - Telecommunication Expenses - Answering Svc	(34,434.00)	0.00	0.00	0.00	0.00	(34,434.00)	Introduction of the IVR (after hours service for urgent matters) has resulted in significant decrease in cost - will be reallocated for improved workforce management tools and knowledge base within Genesys contact centre system (utilising AI functionality).
407	GL	711 - People Experience	1406111 - Professional Development	(17,506.00)	0.00	0.00	0.00	0.00	(17,506.00)	Reduce budget to \$15k for safety leadership program
408	OP	711 - People Experience	9062 - New Corporate Traineeship Scheme	(137,975.00)	0.00	0.00	0.00	0.00	(137,975.00)	Endorsed traineeships have had vacancy which has resulted in this not being spent.
409	OP	711 - People Experience	9658 - Staff Recognition Incentives	(5,000.00)	0.00	0.00	0.00	0.00	(5,000.00)	Can be reduced for the remainder of this FY (line item relates to long serving ceasing employee gifts and functions).
410	OP	711 - People Experience	9719 - Long Service Employee Awards	(3,000.00)	0.00	0.00	0.00	0.00	(3,000.00)	Can be reduced as end of year awards prizes have been fully purchased and receipted
411	OP	711 - People Experience	9775 - Training - Corporate	200,000.00	0.00	0.00	0.00	0.00	200,000.00	Transfer from OP 6371-6110 (conferences & seminars) as per CEO approval).
412	OP	711 - People Experience	9777 - Staff Recruitment Exp	15,000.00	0.00	0.00	0.00	0.00	15,000.00	Increase budget due to increase in turnover and the number of preferred applicants withdrawing after pre-employment medical
413	GL	712 - Workplace Health and Safety	1546304 - Sundry Minor Expenses	2,000.00	0.00	0.00	0.00	0.00	2,000.00	Additional minor expenses for wellness and support programs, specifically Adobe Acrobat Pro access licences
414	OP	712 - Workplace Health and Safety	0012 - Preventative Injury Management	(20,000.00)	0.00	0.00	0.00	0.00	(20,000.00)	Costs to date subsidised, can be reduced for remainder of year.
415	OP	712 - Workplace Health and Safety	9700 - Flu Vaccination	(10,000.00)	0.00	0.00	0.00	0.00	(10,000.00)	Flu vaccinations fully funded by Government, budget not required this year.
416	OP	712 - Workplace Health and Safety	9764 - Alcohol & Drug Screening	10,000.00	0.00	0.00	0.00	0.00	10,000.00	Additional funding required for increase in random and blanket team drug and alcohol checks to be run up to June 2025.
417	OP	712 - Workplace Health and Safety	9776 - Safety Projects	40,000.00	0.00	0.00	0.00	0.00	40,000.00	Budget increase needed to cover high risk audits, HWRP close out audit, and Phase 1 of new safety system.
418	OP	712 - Workplace Health and Safety	9780 - First Aid Supplies - Admin Building	5,000.00	0.00	0.00	0.00	0.00	5,000.00	Additional replacement of old stock and additional defib machine required this year.
419	OP	731 - Transformation, Culture and Innovation	0005 - Culture Framework	(50,000.00)	0.00	0.00	0.00	0.00	(50,000.00)	Reduce budget as no expenditure in first six months. Delays with LCF due to org review (\$30k maintained for leadership training for SLT).
420	OP	731 - Transformation, Culture and Innovation	9795 - Customer Service Awards	(20,000.00)	0.00	0.00	0.00	0.00	(20,000.00)	Expense included in another budget area.
421	OP	731 - Transformation, Culture and Innovation	6278 - Innovation Framework and Resourcing	(12,000.00)	0.00	0.00	0.00	0.00	(12,000.00)	Budget not required.
422	OP	731 - Transformation, Culture and Innovation	6371 - Conferences and Seminars	(200,000.00)	0.00	0.00	0.00	0.00	(200,000.00)	Transferred to OP9775-6110 (as per CEO approval)
423	GL	868 - Road Planning	8686150 - Fringe Benefits Tax	(7,612.00)	0.00	0.00	0.00	0.00	(7,612.00)	Transferred to GL 863 (to match vehicle location).
424	GL	892 - Success North	8925757 - DCA Contributions TF to Liability	0.00	0.00	100,000.00	0.00	0.00	(100,000.00)	Balancing entry
425	GL	892 - Success North	8925762 - Owners Contributions	0.00	0.00	(100,000.00)	0.00	0.00	100,000.00	Income decreased due to the DCA rate dropping to \$66k per hectare following the annual review of DCAs in October 2024.

Page: 14

Mid-Year Budget Review 2024-25				Expenditure	Transfer to Reserve	External Funding	Transfer from Reserve	Proceeds from Sale	Muni Impact	Management Comment
ID	Ledger	Service Unit	Project/Account Number	(+/-)	(+/-)	(+/-)	(+/-)	(+/-)		
			Subtotal	(9,723,195)	2,582,063	4,143,621	(9,386,070)	(667,514)	(1,231,169)	
			Transfer to Building Infrastructure Reserve (GL960)	0	1,231,169	0	0	0	1,231,169	
				(9,723,195)	3,813,232	4,143,621	(9,386,070)	(667,514)	0	

14.2.2 (2025/MINUTE NO 0006) Payments Made from Municipal Fund and Local Procurement Summary - November & December 2024

Executive	Director Corporate and System Services
Author	Head of Finance
Attachments	<ol style="list-style-type: none"> 1. Monthly Payments Report - December 2024 ↓ 2. Credit Cards Report - December 2024 ↓ 3. Purchase Cards Report - December 2024 ↓ 4. Fuel Cards Report - December 2024 ↓ 5. Monthly Payments Report - November 2024 ↓ 6. Credit Card Report - November 2024 ↓ 7. Purchase Cards Report - November 2024 ↓ 8. Fuel Cards Report - November 2024 ↓

Council Decision

MOVED Cr T Widenbar SECONDED Cr T Dewan
That Council:

- (1) RECEIVES the list of payments from the Municipal Fund during the months of November and December 2024, as attached to the Agenda; and
- (2) RECEIVES the lists of transactions made by credit and other purchase cards during the months of November and December 2024, as attached to the Agenda.

CARRIED 9/0

Background

Council has delegated its power to make payments from the Municipal or Trust Fund to the Chief Executive Officer and other sub-delegates under Delegated Authority 'Local Government Act 1995 - Payment from Municipal and Trust Funds'.

Regulation 13 (1) of the *Local Government (Financial Management) Regulations 1996* requires a list of accounts paid under this delegation to be prepared and presented to Council each month.

Regulation 13A requires a list of payments to be prepared and presented to Council each month for those made by employees using credit, debit, or other purchasing cards.

Due to the break in Council meetings in January, details for two months' transactions are included.

Submission

N/A

Report

Payments made under delegation during the months of November and December totalled \$16.57 million and \$28.37 million respectively. All payment amounts reported are inclusive of GST (impact to budget is GST exclusive cost).

The payment of Emergency Services Levy for \$6.42M in December was the main reason for the spike in total payments made.

The following table provides a summary of payment types and detailed lists are included as attachments:

	Nov 24 \$	Dec 24 \$
Net EFT payments (suppliers, sundry creditors)	12.32M	22.14M
Payroll payments	4.15M	6.14M
Corporate credit cards	81,440	77,653
Bank transactional fees (BPay and merchant fees)	14,887	11,702

The City makes several payment runs each month to ensure suppliers and other payees are paid on a timely basis, particularly local and small businesses.

Also attached are credit card transaction lists for this same reporting period, grouped by cardholder position. The CEO's credit card had seven transactions totalling \$311.28 over this period.

The following table summarises all purchases made by corporate credit cards, equating to 0.5% of the City's monthly supplier spend:

Description	Nov 24 \$	Dec 24 \$	Major Items
Advertising	5,965	3,619	Facebook, Google
Application, Licence, Registration Fees	1,731	1,049	DMIRS licence, Western Power design fee
Bank and Other Fees	2,267	-85	Annual card fees
Conferences and Seminars	2,449	2,174	National Reconciliation, UDIA, AUKUS, CHSP conferences
Disputed Transactions	166	1,088	Refunded by bank
Equipment Purchases	5,382	6,669	Minor equipment (< \$1k)
Events and Functions	7,664	9,914	Seniors' Centre outings
Hire of Equipment and Facilities	1,487	1,510	Various venue hires
Meeting/Workshop Catering	1,813	3,059	Community workshops, volunteer events, meetings
Motor Vehicle Expenses	1,377	431	Hire vehicle fuel for events, minor equipment
Office Supplies	1,328	194	Office & stationery supplies
Parking Expenses	88	314	
Professional Services	3,492	1,420	Vet, medical services, cleaning, animal euthanasia

Program Costs	6,137	4,450	Youth & children's programs
Subscriptions and Memberships	10,018	6,858	Various
Supplies and Materials Purchases	23,536	24,017	Urgent door replacements and plant maintenance items, library books
Training & Professional Development	2,292	9,351	CPR, first aid, traffic management, software training
Travel and Accommodation	4,247	1,622	CHSP & Indo conference travel/accommodation
Total	81,440	77,653	

Several types of purchase cards are also used across the City for business purchases, and these are governed by the City's procurement policy and procedures.

Detailed lists showing all card transactions are included and summarised below:

Type	Nov 24 \$	Dec 24 \$	Purpose
Woolworths	4,905	3,460	Seniors Centre & other community services
Bunnings PowerPass	6,893	3,387	Facilities, fleet, parks, waste
BP fuel cards	33,900	28,696	Plant and light fleet

Local Procurement

Monthly statistics on local and regional procurement spend are summarised below, showing the spend amounts and percentages against total spend:

Procurement Report - Local Buy Summary & Trends

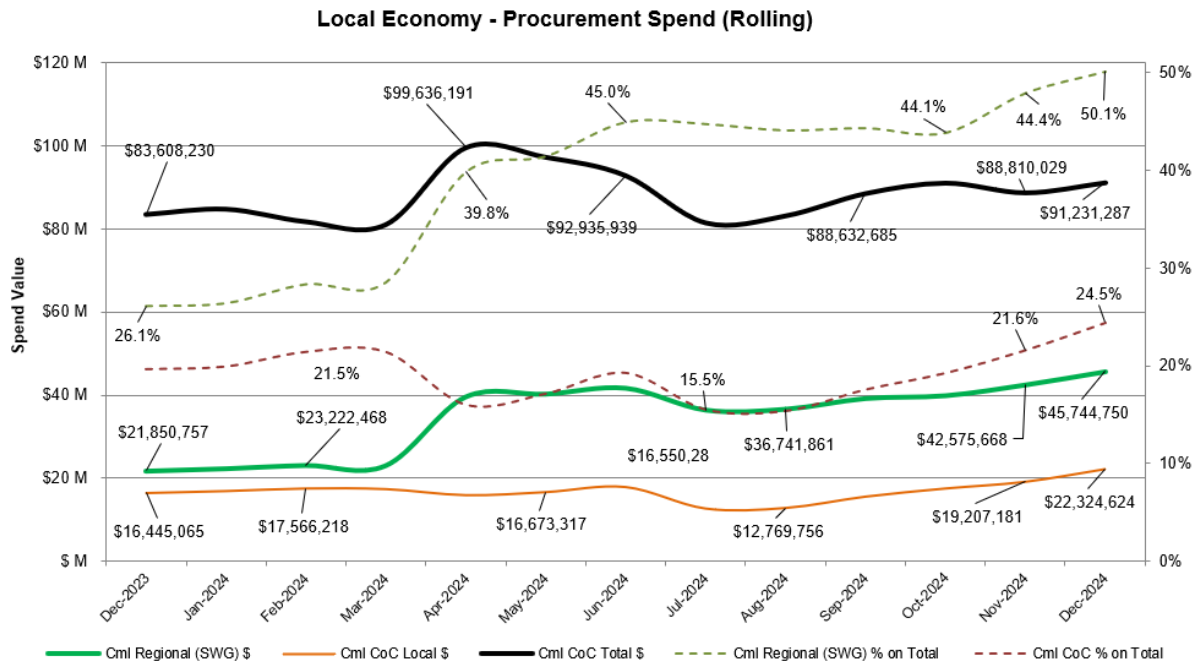
December 2024

Monthly Statistics	CoC Local Spend	\$3,786,048	CoC Local \$	56.63%	CoC Local Qty	31.52%
	Local/Regional Spend	\$4,121,274	Local/Regional \$	61.64%	Local/Regional Qty	36.01%
Aboriginal Engagement	Suppliers used YTD	13	Orders raised YTD	381	Committed spend YTD	\$373,808

In December, local spending within Cockburn made up 56.6 percent of the City's monthly spend and 31.5 percent of all procurement transactions.

Within the Perth South West Metropolitan Alliance (PSWMA) region, this increased to 61.6 percent of monthly spend from 36.0 percent of transactions.

The following one year rolling chart to December 2024 tracks the City's procurement spend with businesses located within Cockburn and the PSWMA region:



The 12-month rolling local Cockburn spend to the end of December was \$22.32 million or 24.5 percent of the City's total spend, increasing to \$45.74 million or 50.1 percent of total spend within the PSWMA region.

These results track the City's performance in achieving Council's "local and regional economy" and the "social" principle contained within its Procurement Policy (i.e. a buy local procurement preference).

Social Procurement

To the end of December, the City had engaged 13 Aboriginal businesses, with a total YTD committed spend of \$373,808. This has increased from 12 businesses and \$343,110 from the last period reported (October 2024).

This result already doubles last year's total spend of \$184,167.

Strategic Plans/Policy ImplicationsLocal Economy

A sustainable and diverse local economy that attracts increased investment and provides local employment.

- Thriving local commercial centres, local businesses and tourism industry.

Listening & Leading

A community focused, sustainable, accountable and progressive organisation.

- Best practice Governance, partnerships and value for money.
- High quality and effective community engagement and customer service experiences.

Budget/Financial Implications

All payments made have been provided for within the City's Annual Budget, as adopted and amended by Council.

Legal Implications

This item ensures compliance with s6.10(d) of the *Local Government Act 1995* and Regulations 12, 13, and 13A of the *Local Government (Financial Management) Regulations 1996*.

Community Consultation

N/A

Risk Management Implications

Council is receiving the list of payments made by the City under delegation in meeting its contractual obligations.

This is a statutory requirement and allows Council to review and clarify any payment that has been made.

Advice to Proponent(s)/Submitters

N/A

Implications of Section 3.18(3) *Local Government Act 1995*

Nil

31st December 2024 PAYMENT LISTING

MUNICIPAL FUND

Payment Number	Account Number	Payee Name	Payment Listing Description	Date	Alloc Amount
EF174992	26987	Cti Risk Management	Security - Cash Collection	3/12/2024	861.60
EF174993	28371	Flexi Staff	Employment Services	3/12/2024	160,767.58
EF174994	10152	Aust Services Union	Payroll Deductions	9/12/2024	701.50
EF174995	10154	Australian Taxation Office	Payroll Deductions	9/12/2024	693,445.00
EF174996	10305	Child Support Agency	Payroll Deductions	9/12/2024	3,592.85
EF174997	19726	Health Insurance Fund Of Wa	Payroll Deductions	9/12/2024	824.80
EF174998	27874	Smartsalary	Salary Packaging/Leasing Administration	9/12/2024	11,146.53
EF174999	28458	Easi Group	Novated Leasing	9/12/2024	12,247.54
EF175000	28741	The Local Government, Racing & Cemeteries Employees Union Wa Lgrceu	Union	9/12/2024	44.00
EF175001	28890	Construction Forestry Mining Energy Union - Construction & G Cfmeu Wa - Construction And General Division	Payroll Deductions	9/12/2024	30.00
EF175002	26558	Healthcare Australia Pty Ltd	Temporary Employment Services	10/12/2024	415.61
EF175003	26987	Cti Risk Management	Security - Cash Collection	10/12/2024	1,598.95
EF175004	28679	Creditor Watch Pty Ltd	Credit Bureau	10/12/2024	1,461.60
EF175404	99997	Family Day Care	Fdc Payment W/E 08/12/2024	12/12/2024	41,758.38
EF175006	23250	Department Of Planning, Lands & Heritage	Dap Applications & Dap Fees	13/12/2024	6,168.00
EF175007	88888	Denis Zlentic	Bond refund	13/12/2024	500.00
EF175008	88888	Rockingham Park Pty Ltd	Bond refund	13/12/2024	6,955.13
EF175009	99997	Karen Mccay	Jsta	13/12/2024	400.00
EF175010	99997	Dahlia Dg & S	Invoice No: Inv0048	13/12/2024	1,650.00
EF175011	99997	Cockburn State Emergency Service Unit	Cockburn Ses Reimbursement	13/12/2024	7,108.65
EF175012	99997	Sri Pulla	Reimbursement	13/12/2024	430.75
EF175013	99997	Lara Kirkwood	Petty Cash Reimbursement Dry Bags	13/12/2024	259.00
EF175014	99997	Christine Reger	Invoice 1 Toddler Sing And Play	13/12/2024	350.00
EF175015	99997	South Coogee Bushfire Brigade	South Coogee Vbfb Reimbursement	13/12/2024	1,073.03
EF175016	99997	Paula Forrest	Junior Sport Travel Assistance Grant	13/12/2024	400.00
EF175017	99997	Jiyoung Kim	Junior Sport Travel Assistance Grant	13/12/2024	400.00
EF175018	99997	Ai Nee Koh	Junior Sport Travel Assistance Grant	13/12/2024	400.00
EF175019	99997	Kaisha Jetta	Junior Sport Travel Assistance Grant	13/12/2024	400.00
EF175020	99997	Kaisha Jetta	Junior Sport Travel Assistance Grant	13/12/2024	400.00
EF175021	99997	Kaisha Jetta	Junior Sport Travel Assistance Grant	13/12/2024	400.00
EF175022	99997	Catherine Rini	Junior Sport Travel Assistance Grant	13/12/2024	400.00
EF175023	99997	N & Aj Davis	Junior Sport Travel Assistance Grant	13/12/2024	400.00
EF175024	99997	Paula Forrest	Junior Sport Travel Assistance Grant	13/12/2024	400.00
EF175025	99997	Caroline Sule	Junior Sport Travel Assistance Grant	13/12/2024	400.00
EF175026	99997	Thomas Heinze	Junior Sport Travel Assistance Grant	13/12/2024	400.00
EF175027	99997	Meskerem Ashagrie	Junior Sport Travel Assistance Grant	13/12/2024	400.00
EF175028	99997	Erin Gibson	Junior Sport Travel Assistance Grant	13/12/2024	400.00
EF175029	99997	Gerard Cole	Junior Sport Travel Assistance Grant	13/12/2024	400.00
EF175030	99997	Lynsey Berry	Junior Sport Travel Assistance Grant	13/12/2024	400.00
EF175031	99997	Allan Amey	Bird Bath Rebate	13/12/2024	50.00

31st December 2024 PAYMENT LISTING

MUNICIPAL FUND

Payment Number	Account Number	Payee Name	Payment Listing Description	Date	Alloc Amount
EF175032	99997	Sparkling Restoration	Sundry Payment Invoice 5	13/12/2024	400.00
EF175033	99997	Vj Hartill & Gl Maker	Employee Reimbursement	13/12/2024	119.98
EF175034	99997	Jessica Strutt	Waterwise Rebate	13/12/2024	250.00
EF175035	99997	Kylie Stevenson	Waterwise Rebate	13/12/2024	250.00
EF175036	99997	Toni Khamhing	Bird Bath Rebate	13/12/2024	49.99
EF175037	99997	Port Coogee Community Association	Resident Groups Grant Program	13/12/2024	4,750.00
EF175038	99997	Marina Knezevic	Bird Bath Rebate	13/12/2024	29.99
EF175039	99997	Rachel Anne	Bird Bath Rebate	13/12/2024	50.00
EF175040	99997	Natasha Lynch	Bird Bath Rebate	13/12/2024	24.75
EF175041	99997	Joan Bell	Senior Security Rebate	13/12/2024	100.00
EF175042	99997	Joyce Oakley	Senior Security Rebate	13/12/2024	200.00
EF175043	99997	Lilia Fernandez	Senior Security Rebate	13/12/2024	500.00
EF175044	99997	Slobodanka Donev	Senior Security Rebate	13/12/2024	300.00
EF175045	99997	Pesi Mahuvawalla	Senior Security Rebate	13/12/2024	100.00
EF175046	99997	Glenda Brooks	Senior Security Rebate	13/12/2024	500.00
EF175047	99997	Janet Yap	Senior Security Rebate	13/12/2024	200.00
EF175048	99997	Lara Kirkwood	Cupcakes For Neighbourhood Watch Christm	13/12/2024	168.00
EF175049	99997	Jandakot Volunteer Bush Fire Brigade	Riklan - Driver Training For Cliint Noord	13/12/2024	500.00
EF175050	99997	Vessel Trust Account	Pen Fee Refund	13/12/2024	3,205.00
EF175051	99997	Jacqueline Gallagher	Ndis Application Fee Refund	13/12/2024	145.00
EF175052	99997	David Robinson	Habitat For Homes Bird Bath Rebate	13/12/2024	50.00
EF175053	99997	Katrina Giadresco & Jared Lawrence	Habitat For Homes Bird Bath Rebate	13/12/2024	50.00
EF175054	99997	K M Godleman	Carols - Invoice No. 306	13/12/2024	990.00
EF175055	99997	Josemon Thomas	Crossover Contribution Rebate	13/12/2024	500.00
EF175056	99997	Garry Villorente	Crossover Contribution Rebate	13/12/2024	500.00
EF175057	99997	Daniel J Burwood	Crossover Contribution Rebate	13/12/2024	500.00
EF175058	99997	M & A Faulkner	Vietnam Travel Reimbursement	13/12/2024	584.63
EF175059	99997	N & C Seth	Crossover Contribution Rebate	13/12/2024	500.00
EF175060	99997	Coolbellup Community Association	Resident Groups Grant Program	13/12/2024	5,000.00
EF175061	99997	Sports And Cultural Industries	Kidsport Refund Invri039230	13/12/2024	363.50
EF175062	99997	James Williams	Employee Reimbursment	13/12/2024	121.23
EF175063	99997	Ac De Monchaux	Annie De Monchaux Inv00005	13/12/2024	200.00
EF175064	99997	Ineeka Wain	Junior Sport Travel Assistance Grant	13/12/2024	400.00
EF175065	99997	Finley Pyne	Junior Sport Travel Assistance Grant	13/12/2024	400.00
EF175066	99997	Blake Rainey	Junior Sport Travel Assistance Grant	13/12/2024	400.00
EF175067	99997	Francis Lopez	Junior Sport Travel Assistance Grant	13/12/2024	400.00
EF175068	99997	Ashlyn Hayes	Junior Sport Travel Assistance Grant	13/12/2024	400.00
EF175069	99997	Rio Sepkus	Junior Sport Travel Assistance Grant	13/12/2024	400.00
EF175070	99997	Joshua Seah	Junior Sport Travel Assistance Grant	13/12/2024	400.00
EF175071	99997	Ellen-Rose Ward	Refund For Surfing Lizard Café	13/12/2024	299.33
EF175072	99997	Jodie Maloney	Refund Due To Sickness	13/12/2024	275.00
EF175073	99997	Jessica Black	Refund Book	13/12/2024	7.70

31st December 2024 PAYMENT LISTING

MUNICIPAL FUND

Payment Number	Account Number	Payee Name	Payment Listing Description	Date	Alloc Amount
EF175074	99997	Jignesh Patel	Refund Book	13/12/2024	5.50
EF175075	99997	Linda Mckeown	Library Refund book	13/12/2024	28.48
EF175076	99997	Elizabeth Carson	Refund Book	13/12/2024	13.20
EF175077	99997	Zhi Pang	Cctv Residentail Rebate	13/12/2024	200.00
EF175078	99997	Sahil Batra	Cctv Residentail Rebate	13/12/2024	500.00
EF175079	99997	Sk Labibul Hasan Olive	Cctv Residentail Rebate	13/12/2024	500.00
EF175080	99997	Owen Booy	Cctv Residentail Rebate	13/12/2024	500.00
EF175081	99997	Sandra Pereira	Cctv Residentail Rebate	13/12/2024	500.00
EF175082	99997	Leia Miller	Cctv Residentail Rebate	13/12/2024	500.00
EF175083	99997	Brian Booy	Cctv Residentail Rebate	13/12/2024	500.00
EF175084	99997	Southern Cross Seniors	Reimbursement for bus	13/12/2024	125.00
EF175085	99997	Coogee Primary School	Invoice No1	13/12/2024	143.18
EF175086	99997	Beelair Primary School	Reimbursement Inv 7782	13/12/2024	719.28
EF175087	99997	Perth Harmony Chapter Inc	Invoice 3517 Christsmas Carols	13/12/2024	400.00
EF175088	99997	Mr M Mrs M Sinclair	Sustainable Home Rebate Pilot - Mark Sin	13/12/2024	800.00
EF175089	99997	Joseph Quick Lauren Constantine	Sustainable Home Rebate Pilot	13/12/2024	800.00
EF175090	99997	Naomi Galeotti Jamie Goodwin	Sustainable Home Rebate Pilot	13/12/2024	700.00
EF175091	99997	TJ Stringer And JI Ferguson	Sustainable Home Rebate Pilot	13/12/2024	800.00
EF175092	99997	Ato Direct Credit	Employee Reimbursment - Helen Harvey	13/12/2024	1,118.00
EF175093	99997	Jay Thwaites	Sustainable Home Rebate Pilot	13/12/2024	350.75
EF175094	99997	Goodseven	Sustainable Home Rebate Pilot-	13/12/2024	800.00
EF175095	99997	Megan Sandiford	Refund For Facility Hire	13/12/2024	235.00
EF175096	99997	Alan Lacey	Sustainable Home Rebate Pilot	13/12/2024	800.00
EF175097	11794	Synergy	Electricity Usage/Supplies	13/12/2024	455,997.48
EF175098	28571	Perth Energy Pty Ltd	Energy Supply	13/12/2024	5,951.80
EF175099	11758	Req Officers Do Not Use - Water Corp Utility Account Only - Please Refer To	Water Usage / Sundry Charges	13/12/2024	46,610.63
		11760 When Raising Po			
EF175100	11760	Water Corporation	Sewer Easement	13/12/2024	316.51
EF175101	99996	Four Roses Wa Pty Ltd	Rates And Property Related Refunds	13/12/2024	56.65
EF175102	99996	Wing Hing Chong	Rates And Property Related Refunds	13/12/2024	406.00
EF175103	99996	Gordon Pedersen	Rates And Property Related Refunds	13/12/2024	56.65
EF175104	99996	Jose I M Ramos & Ana L Martinez	Rates And Property Related Refunds	13/12/2024	622.45
EF175105	99996	Shoreline 203 Pty Ltd	Rates And Property Related Refunds	13/12/2024	6,452.28
EF175106	99996	Diane Lim	Rates And Property Related Refunds	13/12/2024	514.73
EF175107	99996	Ram Kumaran	Rates And Property Related Refunds	13/12/2024	30.00
EF175108	99996	Wesley R Burrows	Rates And Property Related Refunds	13/12/2024	608.22
EF175109	99996	Marshall Lawyers Wa	Rates And Property Related Refunds	13/12/2024	3,361.69
EF175110	99996	Marshall Lawyers Wa	Rates And Property Related Refunds	13/12/2024	3,818.96
EF175111	99996	Marshall Lawyers Wa	Rates And Property Related Refunds	13/12/2024	3,668.59
EF175112	99996	De Haan Property Wa Pty Ltd	Rates And Property Related Refunds	13/12/2024	7,628.75
EF175113	99996	Perth Commercial Property	Rates And Property Related Refunds	13/12/2024	2,468.00
EF175114	99996	Roteq Buildings Pty Ltd	Rates And Property Related Refunds	13/12/2024	2,591.12

31st December 2024 PAYMENT LISTING

MUNICIPAL FUND

Payment Number	Account Number	Payee Name	Payment Listing Description	Date	Alloc Amount
EF175115	99996	Ivy Boyes	Rates And Property Related Refunds	13/12/2024	1,425.50
EF175116	99996	Shaani Richards	Rates And Property Related Refunds	13/12/2024	1,573.33
EF175117	99996	Jarrold Delavale-Wickens	Rates And Property Related Refunds	13/12/2024	562.99
EF175118	99996	Sandra D La Touche	Rates And Property Related Refunds	13/12/2024	457.43
EF175119	99996	Tia Roglic	Rates And Property Related Refunds	13/12/2024	606.83
EF175120	99996	Mary M Summers	Rates And Property Related Refunds	13/12/2024	568.16
EF175121	99996	Geoffrey Clark	Rates And Property Related Refunds	13/12/2024	445.00
EF175122	99996	Justin Mcdougall	Rates And Property Related Refunds	13/12/2024	535.28
EF175123	99996	Diane Stewart	Rates And Property Related Refunds	13/12/2024	453.28
EF175124	99996	Mgm Settlements Melville	Rates And Property Related Refunds	13/12/2024	405.27
EF175125	99996	Derek R & Kylie M Olsen	Rates And Property Related Refunds	13/12/2024	190.00
EF175126	99996	Aparyl Ashdown	Rates And Property Related Refunds	13/12/2024	1,990.00
EF175127	99996	Sean Riley	Rates And Property Related Refunds	13/12/2024	2,431.36
EF175128	99996	Karin Dudley	Rates And Property Related Refunds	13/12/2024	406.84
EF175129	99996	Mhairi Glover	Rates And Property Related Refunds	13/12/2024	443.00
EF175130	99996	Cockburn Central Property Settlements	Rates And Property Related Refunds	13/12/2024	100.00
EF175131	99996	Ya-Chu Chuang	Rates And Property Related Refunds	13/12/2024	599.00
EF175132	99996	Nhi Lam Huynh	Rates And Property Related Refunds	13/12/2024	435.00
EF175133	99996	Callum Dean	Rates And Property Related Refunds	13/12/2024	539.13
EF175134	99996	Qube Hammond Link Pty Ltd	Rates And Property Related Refunds	13/12/2024	4,045.10
EF175135	27871	Tom Widenbar	Elected Member Sitting Fees & Allowances	13/12/2024	4,140.00
EF175136	10589	Fines Enforcement Registry	Fines Enforcement Fees	13/12/2024	2,528.00
EF175137	28381	Sandwai Pty Ltd	Software	13/12/2024	2,025.65
EF175138	10058	Alsco Pty Ltd	Hygiene Services/Supplies	13/12/2024	308.67
EF175139	10082	Armandos Sports	Sporting Goods	13/12/2024	1,671.53
EF175140	10091	Aslab Pty Ltd	Asphalting Services/Supplies	13/12/2024	52,927.60
EF175141	10097	Blackwoods Atkins	Engineering Supplies	13/12/2024	1,410.99
EF175142	10184	Benara Nurseries	Plants	13/12/2024	144.32
EF175143	10207	Boc Gases	Gas Supplies	13/12/2024	615.66
EF175144	10209	Boffins Books Boffins Bookshop Pty Ltd T/As Boffins Books	Books	13/12/2024	369.05
EF175145	10221	Bp Australia Pty Ltd	Diesel/Petrol Supplies	13/12/2024	33,900.27
EF175146	10226	Bridgestone Australia Ltd	Tyre Services	13/12/2024	36,558.69
EF175147	10239	Busby Investments Pty Ltd. Budget Rent A Car - Perth	Motor Vehicle Hire	13/12/2024	1,302.33
EF175148	10246	Bunnings Building Supplies Pty Ltd	Hardware Supplies	13/12/2024	5,277.53
EF175149	10247	Bunzl Australia Ltd	Paper/Plastic/Cleaning Supplies	13/12/2024	479.27
EF175150	10287	Centreline Markings	Linemarking Services	13/12/2024	6,380.00
EF175151	10359	Cockburn Painting Service	Painting Supplies/Services	13/12/2024	15,177.80
EF175152	10368	Cockburn Wetlands Education Centre	Community Grant	13/12/2024	127.00
EF175153	10390	The Trustee For The Standard Building Trust Computer Badge Embroidery	Embroidery	13/12/2024	594.00
EF175154	10422	Reitsema Packaging	Road Litter Bags	13/12/2024	1,155.00
EF175155	10483	Landgate	Mapping/Land Title Searches	13/12/2024	600.40

31st December 2024 PAYMENT LISTING

MUNICIPAL FUND

Payment Number	Account Number	Payee Name	Payment Listing Description	Date	Alloc Amount
EF175156	10526	E & Mj Rosher Pty Ltd	Mower Equipment	13/12/2024	596.62
EF175157	10535	Workpower Incorporated	Employment Services - Planting	13/12/2024	52,186.70
EF175158	10655	Ghd Pty Ltd	Consultancy Services	13/12/2024	16,966.57
EF175159	10683	Gronbek Security	Locksmith Services	13/12/2024	1,694.44
EF175160	10708	Heavy Automatics Pty Ltd	Equipment Maintenance Services	13/12/2024	726.00
EF175161	10787	Jandakot Accident Repair Centre	Panel Beating Services	13/12/2024	1,000.00
EF175162	10879	Les Mills Aerobics	Instruction/Training Services	13/12/2024	1,415.00
EF175163	10923	Major Motors Pty Ltd	Repairs/Maintenance Services	13/12/2024	1,135.40
EF175164	10991	Beacon Equipment	Mowing Equipment	13/12/2024	2,966.20
EF175165	11036	Northlake Electrical Pty Ltd	Electrical Services	13/12/2024	79,500.85
EF175166	11077	P & G Body Builders Pty Ltd	Plant Body Building Services	13/12/2024	444.40
EF175167	11307	Satellite Security Services Pty Ltd	Security Services	13/12/2024	7,293.91
EF175168	11334	Shenton Pumps	Pool Equipment/Services	13/12/2024	9,563.30
EF175169	11449	Spearwood Florist Ultimate Co Pty Ltd	Floral Arrangements	13/12/2024	100.00
EF175170	11470	Sportsworld Of Wa	Sport Supplies	13/12/2024	3,561.80
EF175171	11483	St John Ambulance Aust Wa Operations	First Aid Courses	13/12/2024	524.00
EF175172	11531	Sunny Industrial Brushware Pty Ltd	Brush/Road Broom Supplies	13/12/2024	374.00
EF175173	11625	Nutrien Water	Reticulation Supplies	13/12/2024	5,448.08
EF175174	11642	Trailer Parts Pty Ltd	Trailer Parts	13/12/2024	866.89
EF175175	11684	University Of Western Australia	Educational/Research Services	13/12/2024	38,500.00
EF175176	11699	Vernon Design Group	Architectural Services	13/12/2024	3,200.00
EF175177	11722	Wa Hino Sales & Service	Purchase Of New Trucks / Maintenance	13/12/2024	896.80
EF175178	11787	Department Of Transport	Vehicle Search Fees	13/12/2024	1,169.25
EF175179	11793	Western Irrigation Pty Ltd	Irrigation Services/Supplies	13/12/2024	19,337.90
EF175180	11795	Western Power	Street Lighting Installation & Service	13/12/2024	1,320.00
EF175181	11841	Yangebup Family Centre Inc	Venue Hire / Grants & Donations	13/12/2024	76.00
EF175182	11854	Zipform Pty Ltd	Printing Services	13/12/2024	5,810.87
EF175183	12024	Access Office Industries	Furniture - Storage	13/12/2024	52,655.24
EF175184	12153	Hays Personnel Services Pty Ltd	Employment Services	13/12/2024	4,662.30
EF175185	12207	Civica Pty Ltd	Software Support/Licence Fees	13/12/2024	2,567.95
EF175186	12295	Stewart & Heaton Clothing Co. Pty Ltd	Clothing Supplies	13/12/2024	1,836.78
EF175187	12394	Mp Rogers & Associates	Consultancy Services - Marine	13/12/2024	519.20
EF175188	12497	Trophy Choice	Trophy Supplies	13/12/2024	2,196.50
EF175189	13102	Michael Page International (Australia) Pty Ltd	Employment Services	13/12/2024	1,240.56
EF175190	13340	Face Painter Extraordinaire	Entertainment Services	13/12/2024	420.00
EF175191	13475	The Trustee For Burgess Rawson Wa Unit Trust Burgess Rawson (Wa) Pty Ltd	Property Management	13/12/2024	68,783.11
EF175192	15393	Stratagreen	Hardware Supplies	13/12/2024	1,260.79
EF175193	15588	Natural Area Consulting Management Services	Weed Spraying	13/12/2024	29,804.17
EF175194	15772	The Trustee For The Parker Black & Forrest Unit Trust Parker Black & Forrest	Architectural Door Hardware Distributor	13/12/2024	119.19
EF175195	15850	Ecoscape Australia Pty Ltd	Environmental Consultancy	13/12/2024	3,179.55

31st December 2024 PAYMENT LISTING

MUNICIPAL FUND

Payment Number	Account Number	Payee Name	Payment Listing Description	Date	Alloc Amount
EF175196	16064	Cms Engineering	Airconditioning Services	13/12/2024	162,891.88
EF175197	16107	Wren Oil	Waste Disposal Services	13/12/2024	819.50
EF175198	16432	Scarvac's Iga	Groceries	13/12/2024	1,230.49
EF175199	17345	Kennards Hire - Myaree	Equipment Hire	13/12/2024	3,390.00
EF175200	18073	Paramount Security Services	Security Services	13/12/2024	574.20
EF175201	18272	Austraclear Limited	Investment Services	13/12/2024	929.50
EF175202	18533	Friends Of The Community Inc.	Donation	13/12/2024	1,250.00
EF175203	18765	The Trustee For The Paxon Trust Paxon Business & Financial Services Pty Ltd	Financial, Commercial And Transaction Ad	13/12/2024	10,485.00
EF175204	18799	Down To Earth Training & Assessing	Training Services	13/12/2024	1,850.00
EF175205	18962	Sealanes (1985) P/L	Catering Supplies	13/12/2024	2,497.04
EF175206	19107	Forever Shining Artforms Wa	Parks Infrastructure Services	13/12/2024	12,105.50
EF175207	19496	Officer Woods Architects Pty Ltd	Architects	13/12/2024	42,576.92
EF175208	19533	Woolworths Group Ltd (Woolworths & Big W)	Groceries	13/12/2024	3,242.42
EF175209	19541	Turf Care Wa Pty Ltd	Turf Services	13/12/2024	16,532.64
EF175210	20000	Aust West Auto Electrical Pty Ltd	Auto Electrical Services	13/12/2024	363.00
EF175211	20549	A1 Carpet, Tile & Grout Cleaning	Cleaning Services - Tiles/Carpet	13/12/2024	880.00
EF175212	20885	Tactile Indicators Perth	Tactiles	13/12/2024	3,204.00
EF175213	21139	Austraffic Wa Pty Ltd	Traffic Surveys	13/12/2024	6,385.50
EF175214	21697	Ict Express Pty Ltd	Consultancy Services - It	13/12/2024	7,854.00
EF175215	21744	Jb Hi Fi - Commercial	Electronic Equipment	13/12/2024	3,397.71
EF175216	21910	Gmf Contractors Pty Ltd	Excavating/Earthmoving Services	13/12/2024	304,259.03
EF175217	21934	Phoenix Podiatry	Podiatry Services	13/12/2024	70.00
EF175218	21946	Ryan's Quality Meats	Meat Supplies	13/12/2024	2,309.07
EF175219	22106	Intelife Group	Services - Daip	13/12/2024	10,075.47
EF175220	22404	Cleverpatch Pty Ltd	Arts/Craft Supplies	13/12/2024	545.88
EF175221	22553	Brownes Food Operations	Catering Supplies	13/12/2024	595.34
EF175222	22658	South East Regional Centre For Urban Landcare Inc (Sercul)	Urban Landcare Services	13/12/2024	14,840.77
EF175223	22806	Chevron Australia Downstream Fuels Pty Ltd	Fuel Supplies	13/12/2024	49,164.41
EF175224	22859	Top Of The Ladder	Gutter Cleaning Services	13/12/2024	16,981.80
EF175225	23351	Cockburn Gp Super Clinic Limited T/A Cockburn Integrated Health	Leasing Fees	13/12/2024	1,348.05
EF175226	23457	Totally Workwear Fremantle	Clothing - Uniforms	13/12/2024	5,318.27
EF175227	23579	Daimler Trucks Perth	Purchase Of New Truck	13/12/2024	2,484.24
EF175228	24095	Jca Project Planning Pty Ltd	Project Planning-Consultancy	13/12/2024	1,628.00
EF175229	24130	Western Australian Birds Of Prey	Entertainment	13/12/2024	1,650.00
EF175230	24187	Total Green Recycling	E-Waste Recycling Services	13/12/2024	2,885.51
EF175231	24655	Automasters Spearwood	Vehicle Servicing	13/12/2024	440.00
EF175232	24748	Pearmans Electrical & Mechanical Services P/L	Electrical Services	13/12/2024	26,142.47
EF175233	24974	Scott Print	Printing Services	13/12/2024	1,815.00
EF175234	25418	Cs Legal	Legal Services	13/12/2024	13,611.50
EF175235	26303	Gecko Contracting Turf & Landscape Maintenance	Turf & Landscape Maintenance	13/12/2024	16,142.50
EF175236	26314	Cpe Group	Temporary Employment Services	13/12/2024	5,891.10

31st December 2024 PAYMENT LISTING

MUNICIPAL FUND

Payment Number	Account Number	Payee Name	Payment Listing Description	Date	Alloc Amount
EF175237	26423	Alpha Pest Animal Solutions Invasive Species Pty Ltd	Pest Control Services	13/12/2024	2,722.50
EF175238	26470	Scp Conservation	Fencing Services	13/12/2024	15,191.00
EF175239	26549	Sharon Gregory (Koort-Kadak Consultancy)	Consultancy Services	13/12/2024	100.00
EF175240	26623	Cromag Pty Ltd (Sigma Chemicals) Sigma Telford Group	Chemicals - Pool	13/12/2024	9,113.67
EF175241	26625	Andover Detailers	Car Detailing Services	13/12/2024	1,252.98
EF175242	26679	La Mint Events & Catering	Catering	13/12/2024	5,534.10
EF175243	26735	Shane McMaster Surveys	Survey Services	13/12/2024	11,605.00
EF175244	26739	Kerb Doctor	Kerb Maintenance	13/12/2024	3,665.01
EF175245	26754	Connect Call Centre Services	Call Centre Services	13/12/2024	5,154.66
EF175246	26778	Robert Walters	Recruitment Services	13/12/2024	2,736.71
EF175247	26808	Shire Of Serpentine Jarrahdale	Leave Entitlements	13/12/2024	23,544.86
EF175248	26882	Cohesion Labels	Stickers/Labels	13/12/2024	805.20
EF175249	26888	Media Engine	Graphic Design, Marketing, Video Product	13/12/2024	25,891.72
EF175250	26898	Spandex Asia Pacific Pty Ltd	Signage Supplier	13/12/2024	1,828.40
EF175251	26901	Alyka Pty Ltd	Digital Consultancy And Web Development	13/12/2024	660.00
EF175252	26923	Woodlands	Rubbish Collection Equipment	13/12/2024	18,616.34
EF175253	26931	Progressive Diagnostics Pty Ltd	Training And Instruction Services	13/12/2024	1,100.00
EF175254	26940	Floorwest Pty Ltd	Floor Coverings	13/12/2024	23,100.00
EF175255	26946	Av Truck Services Pty Ltd	Truck Dealership	13/12/2024	3,394.53
EF175256	26957	Jbs & G Australia Pty Ltd	Consultancy - Enviromental	13/12/2024	15,557.85
EF175257	26987	Cti Risk Management	Security - Cash Collection	13/12/2024	1,504.31
EF175258	27010	Quantum Building Services Pty Ltd	Building Maintenance	13/12/2024	18,840.32
EF175259	27023	Solargain Pv Pty Ltd	Solar Energy Provider	13/12/2024	2,926.00
EF175260	27032	Wtp Australia Pty Ltd	Quantity Surveyors	13/12/2024	1,188.00
EF175261	27034	Adelby Pty Ltd	Firebreak Construction	13/12/2024	3,421.00
EF175262	27044	Graffiti Systems Australia	Graffiti Removal & Anti-Graffiti Coating	13/12/2024	8,143.97
EF175263	27065	Westbooks	Books	13/12/2024	5,903.21
EF175264	27082	Kulbardi Pty Ltd	Stationery Supplies	13/12/2024	1,373.15
EF175265	27168	Nightlife Music Pty Ltd	Music Management	13/12/2024	465.53
EF175266	27169	Natural Power Solutions Pty Ltd	Power Supply Protection, Products & Serv	13/12/2024	781.00
EF175267	27177	Rentokil Initial Pty Ltd (Initial Hygiene)	Hygiene	13/12/2024	17,176.55
EF175268	27189	Healthstrong Pty Ltd Amplar Allied Health	Mobile Allied Health Services	13/12/2024	341.00
EF175269	27222	Ashton Safety Health Environment	Safety, Health, Environment Consulting	13/12/2024	1,060.87
EF175270	27241	Landscape Elements	Landscaping Services	13/12/2024	77,652.61
EF175271	27246	Veale Auto Parts	Spare Parts Mechanical	13/12/2024	1,010.40
EF175272	27269	Payrix Australia	Payment Processing	13/12/2024	16,476.19
EF175273	27334	Westcare Print	Printing Services	13/12/2024	269.50
EF175274	27346	Office Line	Furniture Office	13/12/2024	15,761.90
EF175275	27351	Programmed Property Services	Property Maintenance	13/12/2024	2,194.50
EF175276	27362	The Mighty Booths	Photobooth	13/12/2024	1,799.00
EF175277	27377	Accidental Health And Safety - Perth	First Aid Supplies	13/12/2024	694.02
EF175278	27385	Programmed Electrical Technologies	Electrical Services	13/12/2024	547.77

31st December 2024 PAYMENT LISTING

MUNICIPAL FUND

Payment Number	Account Number	Payee Name	Payment Listing Description	Date	Alloc Amount
EF175279	27396	Ankeet Mehta Spearwood Newspaper Round Delivery	Newspaper Delivery	13/12/2024	159.00
EF175280	27401	Emprise Mobility	Mobility Equipment	13/12/2024	4,288.30
EF175281	27422	Little Hawk Freo	Catering	13/12/2024	340.00
EF175282	27423	Mechanical Project Services Pty Ltd	Airconditioning Services	13/12/2024	7,103.49
EF175283	27427	Home Chef	Cooking/Food Services	13/12/2024	257.62
EF175284	27437	Pb Reticulation & Maintenance Services Pty Ltd	Irrigation Services	13/12/2024	9,043.98
EF175285	27438	Ertech Pty Ltd	Engineering Civil	13/12/2024	882,975.63
EF175286	27443	Global Food Safety Auditing	Auditing Services	13/12/2024	742.50
EF175287	27455	The Trustee For Ssh Group Safety Trust Ocula (Aus)	Cctv Parts	13/12/2024	14,392.03
EF175288	27472	About Bunting	Bunting Flags	13/12/2024	1,395.90
EF175289	27480	Form Building A State Of Creativity Inc.	Consultancy - Art	13/12/2024	10,137.60
EF175290	27518	Kyocera Document Solutions Australia Pty Ltd	Photocopying Machines	13/12/2024	4,042.46
EF175291	27539	Jasmin Carpentry & Maintenance	Carpentry	13/12/2024	19,588.25
EF175292	27548	Standing Fork	Catering	13/12/2024	7,747.80
EF175293	27566	Thuroona Services	Asbestos Removal	13/12/2024	4,114.00
EF175294	27613	Redimed Pty Ltd	Medical & Health Services	13/12/2024	8,396.95
EF175295	27617	Atturra Business Applications	Consultancy - It	13/12/2024	4,812.50
EF175296	27622	Trugrade Medical Supplies	Medical Supplies	13/12/2024	4,607.87
EF175297	27631	Aquatic Services Wa Pty Ltd	Pool Equipment & Maintenance	13/12/2024	24,073.62
EF175298	27650	Datacom Systems (Au) Pty Ltd	It Sales, Consulting & Service	13/12/2024	2,002.51
EF175299	27676	Blue Force Pty Ltd	Security Services	13/12/2024	53,149.16
EF175300	27695	Qtm Pty Ltd	Traffic Management	13/12/2024	147,521.06
EF175301	27722	Metra Australia	Software	13/12/2024	291.36
EF175302	27779	Sports Circuit Linemarking	Linemarking	13/12/2024	3,421.00
EF175303	27804	Redfish Technologies	Audio Visual Systems	13/12/2024	1,879.43
EF175304	27819	Axiis Contracting Pty Ltd	Concrete Works	13/12/2024	46,500.85
EF175305	27850	Dowsing Group Pty Ltd	Concreting Services	13/12/2024	149,164.80
EF175306	27856	My Flex Health International	Nursing Services	13/12/2024	420.21
EF175307	27865	Pritchard Francis Consulting Pty Ltd	Engineering Services	13/12/2024	5,579.75
EF175308	27894	Homecare Physiotherapy	Healthcare	13/12/2024	17,788.70
EF175309	27917	Go Doors Advanced Automation	Door Maintenance & Repair	13/12/2024	25,596.65
EF175310	27946	Kambarang Services Pty Ltd	Training Indigenous Cultute	13/12/2024	3,850.00
EF175311	27949	Signcraft Pty Ltd	Signage	13/12/2024	5,435.10
EF175312	27985	Rosmech Sales & Service Pty Ltd	Road Sweeper	13/12/2024	495,005.50
EF175313	28001	Corsign Wa Pty Ltd	Sign Making Material	13/12/2024	3,025.00
EF175314	28003	Taylor Made Design	Graphic Design	13/12/2024	1,485.00
EF175315	28031	Brandon's Shredding Boxes	Recycling	13/12/2024	125.00
EF175316	28049	Copy Magic	Printing Services	13/12/2024	3,980.10
EF175317	28053	Zoic Environmental Pty Ltd	Consultancy - Enviromental	13/12/2024	7,562.50
EF175318	28124	Air-Met Scientific Pty Ltd	Professional And Scientific Goods Wholes	13/12/2024	137.50
EF175319	28168	Sifting Sands	Sand Cleaning	13/12/2024	7,075.97
EF175320	28169	Nexacu	Excel Courses	13/12/2024	4,960.00

31st December 2024 PAYMENT LISTING

MUNICIPAL FUND

Payment Number	Account Number	Payee Name	Payment Listing Description	Date	Alloc Amount
EF175321	28196	Brightmark Group Pty Ltd	Cleaning Services	13/12/2024	11,933.53
EF175322	28197	Lite N Easy Pty Ltd	Food Supplies	13/12/2024	2,710.18
EF175323	28201	Select Fresh	Food Supplies	13/12/2024	1,673.31
EF175324	28211	Nordic Fitness Equipment	Fitness Equipment	13/12/2024	1,635.00
EF175325	28228	Delta Roofing Pty Ltd	Roofing Services	13/12/2024	1,430.00
EF175326	28241	Swift Flow Pty Ltd	Plumbing	13/12/2024	36,434.59
EF175327	28246	Hendercare	Nursing Services	13/12/2024	6,166.38
EF175328	28258	Garden Care West	Gardening Services	13/12/2024	712.25
EF175329	28261	Hazed Services Pty Ltd	Safety - Roof	13/12/2024	577.50
EF175330	28265	Tree Care Wa	Vegetation Maintenance Services	13/12/2024	100,700.37
EF175331	28277	Gesha Coffee Co	Coffee Supplies	13/12/2024	2,325.20
EF175332	28287	All Lines	Linemarking	13/12/2024	1,155.00
EF175333	28289	Grafton General Products	Mobility Equipment	13/12/2024	902.00
EF175334	28303	Miracle Recreation Equipment	Playground Equipment	13/12/2024	15,647.50
EF175335	28318	Ati-Mirage	Training	13/12/2024	3,052.50
EF175336	28354	Sauna And Steam Wa	Carpentry Services	13/12/2024	368.14
EF175337	28371	Flexi Staff	Employment Services	13/12/2024	37,008.17
EF175338	28391	Perth Medical Volunteers Inc	First Aid Services	13/12/2024	330.00
EF175339	28392	Mcs Civil Contracting	Engineering/Earthworks	13/12/2024	25,318.15
EF175340	28407	Engine Protection Equipment Pty Ltd	Spare Parts	13/12/2024	441.28
EF175341	28408	Rc Vegetation Services Pty Ltd	Mowing Services	13/12/2024	21,428.00
EF175342	28410	Wa Temporary Fencing Supplies	Hire Fencing	13/12/2024	550.00
EF175343	28421	Red Top Creations Pty Ltd	Entertainment	13/12/2024	1,518.00
EF175344	28426	Power Paving Pty Ltd	Paving Services	13/12/2024	13,624.60
EF175345	28449	Sheridans	Manufacturing	13/12/2024	650.76
EF175346	28454	Aussie Natural Spring Water	Water Supplies	13/12/2024	376.25
EF175347	28461	Carealrt	Entertainment	13/12/2024	6.49
EF175348	28463	Antree Dnh Pty Ltd	Gardening	13/12/2024	7,356.64
EF175349	28475	Host Corporation Pty Ltd	Catering Supplies	13/12/2024	889.90
EF175350	28491	Western Australian Land Authority T/As Development Wa Amc Jakovich	Function Centre	13/12/2024	750.00
EF175351	28495	Danielle Brady - Research Services	Social Scientific Data Collection	13/12/2024	500.00
EF175352	28497	Rhythm Culture Beeen Family Trust		13/12/2024	599.50
EF175353	28516	Classic Hire	Equipment Hire	13/12/2024	387.20
EF175354	28522	Bing Technologies Pty Ltd	Mailing Services	13/12/2024	865.66
EF175355	28526	All Good Grub	All Good Grub Bushtukka Catering	13/12/2024	248.60
EF175356	28532	Oil & Energy Pty. Ltd.	Lubricant Supplier	13/12/2024	183.55
EF175357	28534	Mrs Tania Holland	Teaching Craft	13/12/2024	900.00
EF175358	28569	Choiceone Pty Ltd	Recruitment Services	13/12/2024	40,646.10
EF175359	28584	Ausco Modular Pty Ltd	Hire Services	13/12/2024	2,552.78
EF175360	28586	Fremantle Hiab & Tilt Tray	Crane Truck Transport/Tilt Tray Operatio	13/12/2024	363.00
EF175361	28611	Circuitwest Inc	Arts Support Organisation	13/12/2024	3,300.00

31st December 2024 PAYMENT LISTING

MUNICIPAL FUND

Payment Number	Account Number	Payee Name	Payment Listing Description	Date	Alloc Amount
EF175362	28618	Tunstall Healthcare	Medical Alarm Equipment & Monitoring	13/12/2024	27.45
EF175363	28621	Imprint Plastic	Printing	13/12/2024	541.86
EF175364	28627	White Oak Home Care Services	White Oak Home Care	13/12/2024	5.00
EF175365	28632	Total Connections Pty Ltd	Hose, Hydraulics & Fire Protection Servi	13/12/2024	1,383.97
EF175366	28637	Site Safe Security Rentals Pty Ltd	Rental Of Security Equipment	13/12/2024	550.00
EF175367	28652	Omnicom Media Group Australia Pty Ltd Omnicom Media Group Australia Pty Ltd (Marketforce)	Media And Advertising Services	13/12/2024	392.63
EF175368	28687	Megavision	Event Business	13/12/2024	7,034.50
EF175369	28695	Burnby, Amanda Jayne Absolute Care Therapy	Physiotherapy And Dementia Consultancy	13/12/2024	1,494.08
EF175370	28700	Securitech Consultancy Solutions Pty Ltd Full Circle Partners Pty Ltd	It Recruitment And Consultancy Services	13/12/2024	16,025.63
EF175371	28708	Ultimo Catering & Events Pty Ltd	Catering & Events	13/12/2024	565.00
EF175372	28728	Australian Defence Apparel Pty Ltd Legear	Law Enforcement Gear	13/12/2024	207.66
EF175373	28731	O'donnell, Crystal Dawn Dementia Together	Healthcare - Occupational Therapy	13/12/2024	320.09
EF175374	28753	Agtech International Pty Ltd Schaffer Loaders	Machinery Wholesaling	13/12/2024	2,818.33
EF175375	28762	Hart Sport Australia Pty Ltd Hart Sport	Supply Sporting Equipment	13/12/2024	113.70
EF175376	28764	Phase 3 Maintenance Pty Ltd	Landscape Maintenance	13/12/2024	4,125.00
EF175377	28767	The Trustee For Bugbusters Unit Trust Bug Busters	Pest Control	13/12/2024	3,937.00
EF175378	28776	O2metocean Pty Ltd O2 Metocean	Specialised Marine Oceanographic Consult	13/12/2024	34,950.31
EF175379	28781	Priority 1 Fire And Safety Pty Ltd	Emergency Response Training, Products An	13/12/2024	3,080.00
EF175380	28787	Blue Assist Pty Ltd	Supply And Install Emergency Help Device	13/12/2024	462.00
EF175381	28795	Smsglobal Pty Ltd	Sms	13/12/2024	530.76
EF175382	28823	Synergy Business Systems Pty Ltd Boss Industrial	Industrial Supply	13/12/2024	1,120.93
EF175383	28826	Hitachi Construction Machinery (Australia) Pty Ltd	Construction And Mining	13/12/2024	658.68
EF175384	28852	Cti Couriers Pty Ltd	Courier Services	13/12/2024	12.26
EF175385	28865	Alpha J Pty Ltd Alpha Linemarking	Line Marking	13/12/2024	2,266.00
EF175386	28870	Gadean Footwear (Australia) Pty Ltd Gadean Footwear	Medial Grade Footwear	13/12/2024	130.00
EF175387	28879	Cohesion Co Pty Ltd	Media Production	13/12/2024	935.00
EF175388	28889	Perocin Pty Limited Lange Consulting & Software	Tender Management Services	13/12/2024	8,965.00
EF175389	28895	Acclaimed Catering Pty Ltd Acclaimed Catering	Food Catering	13/12/2024	382.25
EF175390	28896	Richard Brown Mark My Turf	Line Marking	13/12/2024	2,079.00
EF175391	28897	Mcleods Lawyers Pty Ltd Mcleods Lawyers	Legal Service	13/12/2024	11,358.94
EF175392	28907	Bin Bath Corporation Pty Ltd Bin Bath	Bin Cleaning	13/12/2024	2,472.32
EF175393	28927	Veolia Recycling & Recovery (Perth) Pty Ltd Veolia Recycling & Recovery (Perth) Pty Ltd	Waste Recycling And Recovery	13/12/2024	19,944.60
EF175394	28928	Griffin Plant Hire Pty Pld Griffin Civil	Civil Construction	13/12/2024	144,100.00
EF175395	28930	A.C.N. 650 414 903 Pty Ltd Aba Property Maintenance	Property Maintenance	13/12/2024	550.00
EF175396	28937	Welton Wei	Brazilian Jiu-Jitsu Instructor	13/12/2024	3,910.00
EF175397	28942	Drone Light Shows Australia Pty Ltd Drone Sky Shows	Drone Light Shows	13/12/2024	16,335.00
EF175398	28947	Baroness Holdings Pty Ltd Tree Planting And Watering	Tree Watering	13/12/2024	129,064.69
EF175399	28958	Ben Sgherza Independent Disability Consultant	Disability Consulting	13/12/2024	1,800.00
EF175400	28964	Merger Contracting Pty Ltd Merger Contracting	Asphalt Contractors	13/12/2024	72,482.30
EF175401	28965	The Trustee For The Yang Family Trust Tcm Health Care	Acupuncture And Chinese Medicine	13/12/2024	88.00

31st December 2024 PAYMENT LISTING

MUNICIPAL FUND

Payment Number	Account Number	Payee Name	Payment Listing Description	Date	Alloc Amount
EF175402	28978	Doolee Construction Pty Ltd	Trade - Civil Construction	13/12/2024	318,740.40
EF175403	28986	Gatts (Wa) Pty Ltd Nai Harcourts Metro	Property Management	13/12/2024	3,430.85
EF175405	10118	Australia Post	Postage Charges	17/12/2024	35,756.31
EF175406	26987	Cti Risk Management	Security - Cash Collection	17/12/2024	1,296.00
EF175407	99997	Linda Mckeown	Refund Book	17/12/2024	28.48
EF175408	99997	Sl And Fe Hall	Bird Bath Rebate Refund	17/12/2024	29.99
EF175409	99997	Dixie Battersby	Sundry Invoice 231024	17/12/2024	240.00
EF175410	99997	Elizabeth Meyekort	Senior Security Rebate	17/12/2024	500.00
EF175411	99997	Karen Mullineux	Senior Security Rebate	17/12/2024	300.00
EF175412	99997	Lex Mcculloch	Senior Security Rebate	17/12/2024	300.00
EF175413	99997	Marko Matkovich	Senior Security Rebate	17/12/2024	300.00
EF175414	99997	Grazia Letizia	Senior Security Rebate	17/12/2024	100.00
EF175415	99997	Alan Creaser	Senior Security Rebate	17/12/2024	200.00
EF175416	99997	Michael Jotta	Senior Security Rebate	17/12/2024	100.00
EF175417	99997	Joyce Cowain	Senior Security Rebate	17/12/2024	200.00
EF175418	99997	Kirsten Wright	Nappy And Sanitary Product Rebate	17/12/2024	50.00
EF175419	99997	Dale Tribbick	Compost Bin Rebate	17/12/2024	50.00
EF175420	99997	Sahana Krishna	Compost Bin Rebate	17/12/2024	50.00
EF175421	99997	Carys Hawkins	Cloth Nappy Rebate	17/12/2024	100.00
EF175422	99997	Kirsten Wright	Nappy And Sanitary Product Rebate	17/12/2024	100.00
EF175423	99997	Stephanie Berry	Compost Bin Rebate	17/12/2024	50.00
EF175424	99997	Choo Hiong Tiong	Compost Bin Rebate	17/12/2024	49.99
EF175425	99997	Choo Hiong Tiong	Compost Bin Rebate	17/12/2024	49.99
EF175426	99997	J S Mcalpine	Nappy And Sanitary Product Rebate	17/12/2024	38.44
EF175427	99997	Yoko Ando	Compost Bin Rebate	17/12/2024	50.00
EF175428	99997	Wendy M Nevile	Compost Bin Rebate	17/12/2024	50.00
EF175429	99997	Cameron And Bronagh Spence	Compost Bin Rebate	17/12/2024	50.00
EF175430	99997	Vj Hartill & Gl Maker	Employee Reimbursement	17/12/2024	220.62
EF175431	99997	Peter Burgess	Insurance Claim 8925 - Sundry Payment	17/12/2024	2,200.00
EF175432	99997	Michelle Reeby	Bird Bath Rebate	17/12/2024	49.99
EF175433	99997	Sppmitchell	Scott-Patrick Mitchell	17/12/2024	325.00
EF175434	99997	Alan Fyfe	Invoice03122014	17/12/2024	325.00
EF175435	99997	Hong Liu	Sundry Payment Inv-003	17/12/2024	300.00
EF175436	99997	Music Rocks Australia	Invoice No: Inv-0010069	17/12/2024	165.00
EF175437	99997	Vj Hartill & Gl Maker	Employee Reimbursement	17/12/2024	72.98
EF175438	99997	Sparkling Restoration	Sundry Payment Invoice # 6	17/12/2024	630.00
EF175439	99997	Scott David Hunt	Refund - Urine & Breath Testing #Msf211	17/12/2024	44.00
EF175440	99997	Tristan Nardi	Cpa Sem 2 - 50% Council Contribution	17/12/2024	667.50
EF175441	99997	Simone Stewart & Jon Lipscombe	Crossover Rebate Refund	17/12/2024	500.00
EF175442	99997	Maybe Together	Sundry Invoice 265	17/12/2024	3,000.00
EF175443	99997	Knot In Love	Sundry Invoice 061224	17/12/2024	500.00
EF175444	99997	B & J Copping	Invoice No. 7150 Jazz Trio - 05/12/2024	17/12/2024	600.00

31st December 2024 PAYMENT LISTING

MUNICIPAL FUND

Payment Number	Account Number	Payee Name	Payment Listing Description	Date	Alloc Amount
EF175445	99997	Rhys Wood	Invoice No 555	17/12/2024	200.00
EF175446	99997	Annette Pettit	Invoice No: 7122024 30 Minutes Ap + Sp	17/12/2024	340.00
EF175447	99997	Valentina Carboni	Internal Blinds \$300 New Reverse Cycle \$	17/12/2024	800.00
EF175448	99997	Sarah Linnegar	Wall Split System Air Conditioner/Heatin	17/12/2024	800.00
EF175449	99997	Rosalind Seclier	Purchase Of Ceiling Fan (\$100) / Install	17/12/2024	800.00
EF175450	99997	Ailie Mcaleenan	Wall Split System Air Conditioner/Heatin	17/12/2024	800.00
EF175451	99997	Julia Barron	E-Bike \$500;	17/12/2024	800.00
EF175452	99997	Naomi Lagat	Wall Split System Air Conditioner/Heatin	17/12/2024	800.00
EF175453	99997	Lisa Mumford	Ducted Reverse Cycle Air Conditioner Fuj	17/12/2024	800.00
EF175454	99997	Felipe Penna	Cctv Residentail Rebate	17/12/2024	500.00
EF175455	99997	Calina Meaden-Cox	Cctv Residentail Rebate	17/12/2024	500.00
EF175456	99997	Cockburn Cricket Club	Sports Equipment Grant	17/12/2024	1,000.00
EF175457	99997	Fremantle Outrigger Canoe Club	Sports Equipment Grant	17/12/2024	810.45
EF175458	99997	Life Chapel	Small Events Sponsorship	17/12/2024	3,300.00
EF175459	99997	Urban Bushland Council Wa	Cultural Grant	17/12/2024	5,500.00
EF175460	99997	City Of Cockburn Pipe Band	Cultural Grant	17/12/2024	2,000.00
EF175461	99997	Multicultural Connect Australia	Community Grant	17/12/2024	3,000.00
EF175462	99997	Pardeep Chouhan	Council'S 50% Contribution	17/12/2024	1,118.00
EF175463	99997	Maung Wai Hin Tun	Crossover Rebate Refund	17/12/2024	500.00
EF175464	99997	P He & Y Liang	Crossover Rebate Refund	17/12/2024	500.00
EF175465	99997	Alex Cecchi	Crossover Rebate Refund	17/12/2024	500.00
EF175466	99997	David Cuddihy And Rani Hill	Crossover Rebate Refund	17/12/2024	500.00
EF175467	99997	Courtney Smith	Artwork	17/12/2024	150.00
EF175468	99997	Lucy Gregg	Reimbursement For Christmas Giveaways	17/12/2024	39.98
EF175469	99997	Servau Offcl. Departmental	Invoice No: 180160814	17/12/2024	217.80
EF175470	99997	Mr Thevasenan Indrasenan	Bird Bath Rebate	17/12/2024	50.00
EF175471	99997	Sinta Rosita	50% Cpa Membership Reimbursement	17/12/2024	433.25
EF175472	99997	Gideon Danny Santoso	50% Cpa Membership Reimbursement	17/12/2024	433.25
EF175473	99997	South Coogee Vol Bush Fire Brigade	Invoice No: 22112024-001	17/12/2024	1,156.81
EF175474	99997	Philip Charles	Mayor's Donation	17/12/2024	200.00
EF175475	99997	Cockburn Masters Swimming Club Inc	Coogee Jetty To Jetty Swim 29-9 March 25	17/12/2024	14,000.00
EF175476	99997	Serna Gamble	Mayor's Donation	17/12/2024	200.00
EF175477	99997	Sreekanth Suresh Hariharan	Bird Bath Rebate Refund	17/12/2024	24.75
EF175478	99997	Tanya Wasley	50% Reimbursement Of Fees – Tanya Wasley	17/12/2024	559.00
EF175479	99997	A Reece & Steven Maguire	Study Fees Reimbursement – Andrea Reece	17/12/2024	2,222.00
EF175480	99997	Giovanni & Rosalina Lerede	Bird Bath Rebate	17/12/2024	50.00
EF175481	99997	C Porada	Bird Bath Rebate	17/12/2024	29.99
EF175482	99997	Deaf Services Limited	Invoice No: Inv307012	17/12/2024	862.63
EF175483	99997	Anneliese Schutz	Bird Bath Rebate	17/12/2024	50.00
EF175888	10152	Aust Services Union	Payroll Deductions	19/12/2024	701.50
EF175889	10154	Australian Taxation Office	Payroll Deductions	19/12/2024	593,242.00
EF175890	10305	Child Support Agency	Payroll Deductions	19/12/2024	3,592.85

31st December 2024 PAYMENT LISTING

MUNICIPAL FUND

Payment Number	Account Number	Payee Name	Payment Listing Description	Date	Alloc Amount
EF175891	19726	Health Insurance Fund Of Wa	Payroll Deductions	19/12/2024	824.80
EF175892	27874	Smartsalary	Salary Packaging/Leasing Administration	19/12/2024	12,562.72
EF175893	28458	Easi Group	Novated Leasing	19/12/2024	12,722.14
EF175894	28741	The Local Government, Racing & Cemeteries Employees Union Wa Lgrceu	Union	19/12/2024	44.00
EF175895	28890	Construction Forestry Mining Energy Union - Construction & G Cfmeu Wa - Construction And General Division	Payroll Deductions	19/12/2024	30.00
EF175896	99997	Family Day Care	Fdc Payment W/E 15/12/2024	19/12/2024	21,941.30
EF175897	27492	Superchoice Services Pty Limited	Payroll Deductions	19/12/2024	837,360.85
EF175005	10590	Department Of Fire And Emergency Services	Esl Levy & Related Costs	20/12/2024	6,422,811.45
EF175484	10097	Blackwoods Atkins	Engineering Supplies	24/12/2024	744.25
EF175485	10207	Boc Gases	Gas Supplies	24/12/2024	604.69
EF175486	10239	Busby Investments Pty Ltd. Budget Rent A Car - Perth	Motor Vehicle Hire	24/12/2024	1,554.30
EF175487	10246	Bunnings Building Supplies Pty Ltd	Hardware Supplies	24/12/2024	1,650.82
EF175488	10287	Centreline Markings	Linemarking Services	24/12/2024	2,090.00
EF175489	10333	Cjd Equipment Pty Ltd	Hardware Supplies	24/12/2024	2,909.70
EF175490	10359	Cockburn Painting Service	Painting Supplies/Services	24/12/2024	2,491.50
EF175491	10367	Marine Rescue Cockburn Cockburn Volunteer Sea Search & Rescue Incl.	Donation	24/12/2024	880.00
EF175492	10368	Cockburn Wetlands Education Centre	Community Grant	24/12/2024	742.50
EF175493	10459	David Gray & Co Pty Ltd	Mobile Garbage Bins	24/12/2024	5,181.00
EF175494	10483	Landgate	Mapping/Land Title Searches	24/12/2024	2,774.09
EF175495	10528	Easifleet	Vehicle Lease	24/12/2024	629.40
EF175496	10535	Workpower Incorporated	Employment Services - Planting	24/12/2024	2,302.83
EF175497	10683	Gronbek Security	Locksmith Services	24/12/2024	99.00
EF175498	10708	Heavy Automatics Pty Ltd	Equipment Maintenance Services	24/12/2024	6,050.00
EF175499	10794	Jason Signmakers	Signs	24/12/2024	6,620.68
EF175500	10913	Bucher Municipal Pty Ltd	Purchase Of New Plant / Repair Services	24/12/2024	6,387.65
EF175501	10991	Beacon Equipment	Mowing Equipment	24/12/2024	718.00
EF175502	11004	Murdoch University Office Of Finance, Planning & Reporting	Analysing Services	24/12/2024	5,997.42
EF175503	11182	Premium Brake & Clutch Services Pty Ltd	Brake Services	24/12/2024	1,755.60
EF175504	11307	Satellite Security Services Pty Ltd	Security Services	24/12/2024	15,773.87
EF175505	11387	Bibra Lake Soils	Soil & Limestone Supplies	24/12/2024	475.00
EF175506	11483	St John Ambulance Aust Wa Operations	First Aid Courses	24/12/2024	1,054.00
EF175507	11502	State Law Publisher	Advertising Services	24/12/2024	79.95
EF175508	11557	Technology One Ltd	It Consultancy Services	24/12/2024	16,382.47
EF175509	11625	Nutrien Water	Reticulation Supplies	24/12/2024	11,566.21
EF175510	11699	Vernon Design Group	Architectural Services	24/12/2024	2,150.00
EF175511	11787	Department Of Transport	Vehicle Search Fees	24/12/2024	1,442.35
EF175512	11789	Walga	Advertising/Training Services	24/12/2024	1,963.50
EF175513	11795	Western Power	Street Lighting Installation & Service	24/12/2024	1,320.00
EF175514	12014	Tutt Bryant Equipment Bt Equipment Pty Ltd T/As	Excavating/Earthmoving Equipment	24/12/2024	1,427.65
EF175515	12153	Hays Personnel Services Pty Ltd	Employment Services	24/12/2024	2,663.76

31st December 2024 PAYMENT LISTING

MUNICIPAL FUND

Payment Number	Account Number	Payee Name	Payment Listing Description	Date	Alloc Amount
EF175516	12295	Stewart & Heaton Clothing Co. Pty Ltd	Clothing Supplies	24/12/2024	236.40
EF175517	13475	The Trustee For Burgess Rawson Wa Unit Trust Burgess Rawson (Wa) Pty Ltd	Property Management	24/12/2024	57,581.64
EF175518	14530	Donald Veal Consultants Pty Ltd	Consultancy Services	24/12/2024	16,247.00
EF175519	15393	Stratagreen	Hardware Supplies	24/12/2024	300.34
EF175520	15746	Western Australia Police Service	Police Clearances	24/12/2024	72.00
EF175521	16064	Cms Engineering	Airconditioning Services	24/12/2024	2,223.54
EF175522	16107	Wren Oil	Waste Disposal Services	24/12/2024	165.00
EF175523	16574	Jonathon De Hadleigh	Entertainment Services	24/12/2024	460.00
EF175524	16846	Action Glass & Aluminium	Glazing Services	24/12/2024	7,410.00
EF175525	17343	Rac Businesswise	Membership Subscription	24/12/2024	195.90
EF175526	17345	Kennards Hire - Myaree	Equipment Hire	24/12/2024	5,898.40
EF175527	18122	Signman	Signage	24/12/2024	2,811.60
EF175528	18799	Down To Earth Training & Assessing	Training Services	24/12/2024	2,345.00
EF175529	18801	Fremantle Bin Hire	Bin Hire - Skip Bins	24/12/2024	440.00
EF175530	18962	Sealanes (1985) P/L	Catering Supplies	24/12/2024	3,976.62
EF175531	19133	Innova Group Pty Ltd	Furniture	24/12/2024	8,078.40
EF175532	19533	Woolworths Group Ltd (Woolworths & Big W)	Groceries	24/12/2024	2,020.76
EF175533	20000	Aust West Auto Electrical Pty Ltd	Auto Electrical Services	24/12/2024	15,017.99
EF175534	20549	A1 Carpet, Tile & Grout Cleaning	Cleaning Services - Tiles/Carpet	24/12/2024	2,090.00
EF175535	20885	Tactile Indicators Perth	Tactiles	24/12/2024	4,818.00
EF175536	21678	Iannello Designs	Graphic Design	24/12/2024	924.00
EF175537	21744	Jb Hi Fi - Commercial	Electronic Equipment	24/12/2024	4,806.52
EF175538	21946	Ryan's Quality Meats	Meat Supplies	24/12/2024	971.04
EF175539	22308	Department Of Primary Industries & Regional Development	Weed Control Services/Lab Analysis	24/12/2024	14,181.00
EF175540	22553	Brownes Food Operations	Catering Supplies	24/12/2024	182.18
EF175541	22639	Shatish Chauhan	Training Services - Yoga	24/12/2024	2,240.00
EF175542	22752	Elgas Limited	Gas Supplies	24/12/2024	1,385.97
EF175543	22859	Top Of The Ladder	Gutter Cleaning Services	24/12/2024	6,789.20
EF175544	22903	Unique International Recoveries Llc	Debt Collectors	24/12/2024	307.20
EF175545	23332	Wrights Heavy Recovery	Towing Services	24/12/2024	770.00
EF175546	23457	Totally Workwear Fremantle	Clothing - Uniforms	24/12/2024	3,344.62
EF175547	23579	Daimler Trucks Perth	Purchase Of New Truck	24/12/2024	259.58
EF175548	24506	Amaranti's Personal Training	Personal Training Services	24/12/2024	560.00
EF175549	24557	Aveling	Consultancy Services	24/12/2024	2,815.00
EF175550	24655	Automasters Spearwood	Vehicle Servicing	24/12/2024	4,226.30
EF175551	24748	Pearmans Electrical & Mechanical Services P/L	Electrical Services	24/12/2024	7,054.30
EF175552	24974	Scott Print	Printing Services	24/12/2024	1,573.00
EF175553	25102	Fremantle Mobile Welding	Welding Services	24/12/2024	23,571.13
EF175554	25121	Imagesource Digital Solutions	Billboards	24/12/2024	669.90
EF175555	25418	Cs Legal	Legal Services	24/12/2024	4,333.21
EF175556	26211	Amcom Pty Ltd	Internet/Data Services	24/12/2024	6,142.40

31st December 2024 PAYMENT LISTING

MUNICIPAL FUND

Payment Number	Account Number	Payee Name	Payment Listing Description	Date	Alloc Amount
EF175557	26403	Ches Power Group Pty Ltd	Engineering Solutions / Back Up Generato	24/12/2024	1,199.00
EF175558	26623	Cromag Pty Ltd (Sigma Chemicals) Sigma Telford Group	Chemicals - Pool	24/12/2024	3,308.80
EF175559	26677	Australia And New Zealand Recycling Platform Limited	Not- For-Profit Member Services Body	24/12/2024	2,024.07
EF175560	26735	Shane McMaster Surveys	Survey Services	24/12/2024	7,700.00
EF175561	26789	Raeco	Supplier Of Library Shelving And Furnitu	24/12/2024	207.55
EF175562	26846	Visability Limited	Disability Services	24/12/2024	836.50
EF175563	26888	Media Engine	Graphic Design, Marketing, Video Product	24/12/2024	7,345.00
EF175564	26898	Spandex Asia Pacific Pty Ltd	Signage Supplier	24/12/2024	154.63
EF175565	26983	Hitech Sports Pty Ltd	Sporting Equipment	24/12/2024	1,243.00
EF175566	27002	Cockburn Party Hire	Hire Services	24/12/2024	3,274.00
EF175567	27011	Baileys Marine Fuel Australia	Fuel	24/12/2024	136.00
EF175568	27034	Adelby Pty Ltd	Firebreak Construction	24/12/2024	1,883.75
EF175569	27046	Tfh Hire Services Pty Ltd	Hire Fencing	24/12/2024	1,145.10
EF175570	27054	Vocus Pty Ltd	Telecommunications	24/12/2024	7,422.12
EF175571	27059	Frontline Fire & Rescue Equipment	Manufacture-Fire Vehicles/Equipment	24/12/2024	5,773.58
EF175572	27065	Westbooks	Books	24/12/2024	198.27
EF175573	27138	Marina Industries Association Ltd	Accreditation	24/12/2024	1,200.10
EF175574	27177	Rentokil Initial Pty Ltd (Initial Hygiene)	Hygiene	24/12/2024	4,018.97
EF175575	27189	Healthstrong Pty Ltd Amplar Allied Health	Mobile Allied Health Services	24/12/2024	330.00
EF175576	27222	Ashton Safety Health Environment	Safety, Health, Environment Consulting	24/12/2024	1,060.87
EF175577	27246	Veale Auto Parts	Spare Parts Mechanical	24/12/2024	852.60
EF175578	27377	Accidental Health And Safety - Perth	First Aid Supplies	24/12/2024	444.94
EF175579	27401	Emprise Mobility	Mobility Equipment	24/12/2024	6,920.00
EF175580	27431	United Diamond Tools	Tools	24/12/2024	3,300.00
EF175581	27455	The Trustee For Ssh Group Safety Trust Ocula (Aus)	Cctv Parts	24/12/2024	9,594.68
EF175582	27479	Vital Interpreting Personnel	Translating Services	24/12/2024	1,007.88
EF175583	27544	Fort Locks	Locksmith	24/12/2024	44.00
EF175584	27548	Standing Fork	Catering	24/12/2024	9,917.60
EF175585	27579	Soco Studios	Photography Services	24/12/2024	4,070.00
EF175586	27613	Redimed Pty Ltd	Medical & Health Services	24/12/2024	6,074.75
EF175587	27622	Trugrade Medical Supplies	Medical Supplies	24/12/2024	2,434.22
EF175588	27635	Mammoth Security Signature Security Group	Security	24/12/2024	52.60
EF175589	27650	Datacom Systems (Au) Pty Ltd	It Sales, Consulting & Service	24/12/2024	321.57
EF175590	27720	Bj Systems	Security Services	24/12/2024	594.00
EF175591	27779	Sports Circuit Linemarking	Linemarking	24/12/2024	528.00
EF175592	27797	City Lift Services Pty Ltd	Lift Maintenance	24/12/2024	440.00
EF175593	27813	Namisartroom	Education/Training	24/12/2024	600.00
EF175594	27831	Butler And Brown	Event Management	24/12/2024	44,000.00
EF175595	27886	Bbc Entertainment	Entertainment Agency	24/12/2024	4,086.23
EF175596	27894	Homecare Physiotherapy	Healthcare	24/12/2024	11,483.22
EF175597	27917	Go Doors Advanced Automation	Door Maintenance & Repair	24/12/2024	2,343.63
EF175598	27965	Stantec Australia Pty Ltd	Engineering Services	24/12/2024	4,125.00

31st December 2024 PAYMENT LISTING

MUNICIPAL FUND

Payment Number	Account Number	Payee Name	Payment Listing Description	Date	Alloc Amount
EF175599	27985	Rosmech Sales & Service Pty Ltd	Road Sweeper	24/12/2024	7,838.99
EF175600	27993	Officeeasy Pty Ltd McLernons Business Base	Office Furniture	24/12/2024	1,554.00
EF175601	28003	Taylor Made Design	Graphic Design	24/12/2024	412.50
EF175602	28049	Copy Magic	Printing Services	24/12/2024	972.40
EF175603	28058	Sage Consulting Engineers Pty Ltd	Consultancy - Engineering	24/12/2024	4,510.00
EF175604	28070	Marlbroh Bingo Enterprises	Printing Services	24/12/2024	48.00
EF175605	28136	Shore Water Marine Pty Ltd	Marine Repair & Maintenance Services	24/12/2024	18,130.20
EF175606	28181	Seaview Rentals	Aquarium Servicing	24/12/2024	98.00
EF175607	28196	Brightmark Group Pty Ltd	Cleaning Services	24/12/2024	5,549.96
EF175608	28197	Lite N Easy Pty Ltd	Food Supplies	24/12/2024	839.03
EF175609	28201	Select Fresh	Food Supplies	24/12/2024	523.97
EF175610	28218	Laminar Capital Pty Ltd	Financial Services	24/12/2024	1,441.00
EF175611	28231	Typeset Pty Ltd	Editorial And Business Communications Se	24/12/2024	484.00
EF175612	28241	Swift Flow Pty Ltd	Plumbing	24/12/2024	25,072.13
EF175613	28246	Hendercare	Nursing Services	24/12/2024	2,268.20
EF175614	28261	Hazed Services Pty Ltd	Safety - Roof	24/12/2024	1,732.50
EF175615	28270	Volunteer Home Support	Aged Care	24/12/2024	152.90
EF175616	28277	Gesha Coffee Co	Coffee Supplies	24/12/2024	2,784.70
EF175617	28297	Techbrain	It Consultancy	24/12/2024	492.46
EF175618	28303	Miracle Recreation Equipment	Playground Equipment	24/12/2024	104.50
EF175619	28359	P&M Automotive Equipment	Hoist Servicing	24/12/2024	1,040.60
EF175620	28361	Indoor Gardens Pty Ltd	Hiring Indoor Plants	24/12/2024	803.88
EF175621	28391	Perth Medical Volunteers Inc	First Aid Services	24/12/2024	770.00
EF175622	28426	Power Paving Pty Ltd	Paving Services	24/12/2024	14,080.00
EF175623	28454	Aussie Natural Spring Water	Water Supplies	24/12/2024	432.88
EF175624	28463	Antree Dnh Pty Ltd	Gardening	24/12/2024	1,630.20
EF175625	28516	Classic Hire	Equipment Hire	24/12/2024	193.60
EF175626	28532	Oil & Energy Pty. Ltd.	Lubricant Supplier	24/12/2024	1,676.42
EF175627	28538	Old Macdonald's Travelling Farms - Wa East	Mobile Petting Farm	24/12/2024	660.00
EF175628	28610	Green Values Australia	Environmental Consultancy	24/12/2024	6,421.25
EF175629	28618	Tunstall Healthcare	Medical Alarm Equipment & Monitoring	24/12/2024	27.45
EF175630	28621	Imprint Plastic	Printing	24/12/2024	75.35
EF175631	28632	Total Connections Pty Ltd	Hose, Hydraulics & Fire Protection Servi	24/12/2024	1,137.82
EF175632	28655	Rockingham Glass Reads West Coast Maintenance Pty Ltd	Emergency Glass Repair	24/12/2024	115.00
EF175633	28667	Nuturf Australian Agribusiness Holdings Pty Ltd	Landscaping - Turf	24/12/2024	6,600.00
EF175634	28698	Front Runner Avl Pty Ltd	Audio Visual Event Production, Hire & Sa	24/12/2024	1,812.53
EF175635	28708	Ultimo Catering & Events Pty Ltd	Catering & Events	24/12/2024	27,721.10
EF175636	28710	Premier Envelopes Australia Pty Ltd	Supply & Printing Of Envelops	24/12/2024	1,549.42
EF175637	28740	The Trustee For The Carus Thompson Family Trust Carus Thompson Family Trust	Music	24/12/2024	3,839.00
EF175638	28764	Phase 3 Maintenance Pty Ltd	Landscape Maintenance	24/12/2024	4,125.00
EF175639	28785	Sanity Music Stores Pty Ltd Sanity Entertainment	Retail Of Entertainment Products	24/12/2024	421.86

31st December 2024 PAYMENT LISTING

MUNICIPAL FUND

Payment Number	Account Number	Payee Name	Payment Listing Description	Date	Alloc Amount
EF175640	28787	Blue Assist Pty Ltd	Supply And Install Emergency Help Device	24/12/2024	20.00
EF175641	28792	Monty Cotton Pty Ltd	Musical Entertainment	24/12/2024	3,080.00
EF175642	28800	Bolinda Digital Pty Ltd	Audiobook Publishing And Technology	24/12/2024	1,127.81
EF175643	28823	Synergy Business Systems Pty Ltd Boss Industrial	Industrial Supply	24/12/2024	247.66
EF175644	28843	Pgc Training Pty Ltd Consolidated Training Services	Training Provider	24/12/2024	530.00
EF175645	28930	A.C.N. 650 414 903 Pty Ltd Aba Property Maintenance	Property Maintenance	24/12/2024	1,100.00
EF175646	28937	Welton Wei	Brazilian Jiu-Jitsu Instructor	24/12/2024	5,525.00
EF175647	28947	Baroness Holdings Pty Ltd Tree Planting And Watering	Tree Watering	24/12/2024	3,948.02
EF175648	28962	Fire And Safety Australia Pty Ltd Fire And Safety Australia Pty Ltd	Safety Training Provider	24/12/2024	2,200.00
EF175649	28965	The Trustee For The Yang Family Trust Tcm Health Care	Acupuncture And Chinese Medicine	24/12/2024	176.00
EF175650	28993	Periscope Pictures Pty Ltd Periscope Pictures	Content Production And Delivery	24/12/2024	440.00
EF175651	10184	Benara Nurseries	Plants	24/12/2024	1,953.16
EF175652	10207	Boc Gases	Gas Supplies	24/12/2024	62.10
EF175653	10226	Bridgestone Australia Ltd	Tyre Services	24/12/2024	490.01
EF175654	10246	Bunnings Building Supplies Pty Ltd	Hardware Supplies	24/12/2024	1,176.68
EF175655	10333	Cjd Equipment Pty Ltd	Hardware Supplies	24/12/2024	4,849.68
EF175656	10526	E & Mj Rosher Pty Ltd	Mower Equipment	24/12/2024	7,712.96
EF175657	10648	Geofabrics	Geosynthetic Products	24/12/2024	225,178.80
EF175658	10683	Gronbek Security	Locksmith Services	24/12/2024	5,243.44
EF175659	10708	Heavy Automatics Pty Ltd	Equipment Maintenance Services	24/12/2024	14,115.07
EF175660	10787	Jandakot Accident Repair Centre	Panel Beating Services	24/12/2024	1,000.00
EF175661	10913	Bucher Municipal Pty Ltd	Purchase Of New Plant / Repair Services	24/12/2024	5,976.48
EF175662	10923	Major Motors Pty Ltd	Repairs/Maintenance Services	24/12/2024	966.64
EF175663	10991	Beacon Equipment	Mowing Equipment	24/12/2024	758.60
EF175664	11036	Northlake Electrical Pty Ltd	Electrical Services	24/12/2024	21,675.23
EF175665	11077	P & G Body Builders Pty Ltd	Plant Body Building Services	24/12/2024	528.00
EF175666	11182	Premium Brake & Clutch Services Pty Ltd	Brake Services	24/12/2024	2,131.25
EF175667	11274	Rottnest Express	Transport Services	24/12/2024	1,916.80
EF175668	11307	Satellite Security Services Pty Ltd	Security Services	24/12/2024	687.50
EF175669	11333	Shelford Constructions Pty Ltd	Construction Services	24/12/2024	1,980,693.38
EF175670	11483	St John Ambulance Aust Wa Operations	First Aid Courses	24/12/2024	65.00
EF175671	11642	Trailer Parts Pty Ltd	Trailer Parts	24/12/2024	46.42
EF175672	11651	Tree Watering Services	Tree Watering Services	24/12/2024	2,880.00
EF175673	11701	Vibra Industrial Filtration Australasia	Filter Supplies	24/12/2024	396.00
EF175674	11835	Wurth Australia Pty Ltd	Hardware Supplies	24/12/2024	474.55
EF175675	11873	Wattleup Tractors	Hardware Supplies	24/12/2024	4,285.45
EF175676	12014	Tutt Bryant Equipment Bt Equipment Pty Ltd T/As	Excavating/Earthmoving Equipment	24/12/2024	19,285.81
EF175677	12018	O'connor Lawnmower & Chainsaw Centre	Mowing Equipment/Parts/Services	24/12/2024	858.00
EF175678	12153	Hays Personnel Services Pty Ltd	Employment Services	24/12/2024	1,498.90
EF175679	12295	Stewart & Heaton Clothing Co. Pty Ltd	Clothing Supplies	24/12/2024	4,009.98
EF175680	13825	Jackson Mcdonald	Legal Services	24/12/2024	2,564.10
EF175681	14350	Baileys Fertiliser	Fertiliser Supplies	24/12/2024	14,783.90

31st December 2024 PAYMENT LISTING

MUNICIPAL FUND

Payment Number	Account Number	Payee Name	Payment Listing Description	Date	Alloc Amount
EF175682	15393	Stratagreen	Hardware Supplies	24/12/2024	4,920.64
EF175683	15588	Natural Area Consulting Management Services	Weed Spraying	24/12/2024	6,293.41
EF175684	16064	Cms Engineering	Airconditioning Services	24/12/2024	3,128.55
EF175685	16985	Wa Premix	Concrete Supplies	24/12/2024	1,918.40
EF175686	18114	Bollig Design Group P/L	Architectural Services	24/12/2024	38,500.00
EF175687	18611	Perth Nrm	Natural Resource Mgt Services	24/12/2024	1,500.00
EF175688	19460	Insight Enterprises Australia Pty Ltd	Hardware, Software, Technology Solutions	24/12/2024	816,317.48
EF175689	19533	Woolworths Group Ltd (Woolworths & Big W)	Groceries	24/12/2024	42.00
EF175690	19558	Complete Fire Design	Fire Consultancy Services	24/12/2024	13,523.84
EF175691	20000	Aust West Auto Electrical Pty Ltd	Auto Electrical Services	24/12/2024	35,711.02
EF175692	20146	Data#3 Limited	Contract It Personnel & Software	24/12/2024	2,066.09
EF175693	20321	Riverjet Pty Ltd	Educting-Cleaning Services	24/12/2024	16,780.50
EF175694	21294	Cat Haven	Animal Services	24/12/2024	2,184.88
EF175695	21744	Jb Hi Fi - Commercial	Electronic Equipment	24/12/2024	984.00
EF175696	22112	Fremantle Men's Community Shed Inc	Woodwork/Metalwork	24/12/2024	1,320.00
EF175697	22308	Department Of Primary Industries & Regional Development	Weed Control Services/Lab Analysis	24/12/2024	1,418.10
EF175698	22388	Carrington's Traffic Services	Traffic Management Services	24/12/2024	1,913.86
EF175699	22658	South East Regional Centre For Urban Landcare Inc (Sercul)	Urban Landcare Services	24/12/2024	35,190.17
EF175700	22854	Lgiswa	Insurance Premiums	24/12/2024	1,000.00
EF175701	23332	Wrights Heavy Recovery	Towing Services	24/12/2024	1,100.00
EF175702	23457	Totally Workwear Fremantle	Clothing - Uniforms	24/12/2024	559.67
EF175703	25063	Superior Pak Pty Ltd	Vehicle Maintenance	24/12/2024	2,414.54
EF175704	25102	Fremantle Mobile Welding	Welding Services	24/12/2024	429.00
EF175705	25121	Imagesource Digital Solutions	Billboards	24/12/2024	4,526.50
EF175706	25813	Lg Connect Pty Ltd	Erp Systems Development	24/12/2024	9,495.13
EF175707	25822	Fit2work.Com.Au Mercury Search And Selection Pty Ltd	Employee Check	24/12/2024	184.36
EF175708	26114	Grace Records Management	Records Management Services	24/12/2024	1,891.72
EF175709	26303	Gecko Contracting Turf & Landscape Maintenance	Turf & Landscape Maintenance	24/12/2024	259,632.34
EF175710	26354	Electrofen	Repair Serivces - Security Fences	24/12/2024	308.00
EF175711	26403	Ches Power Group Pty Ltd	Engineering Solutions / Back Up Generato	24/12/2024	4,911.35
EF175712	26449	Eco Shark Barrier Pty Ltd	Leasing Fee For Shark Barrier	24/12/2024	10,569.00
EF175713	26470	Scp Conservation	Fencing Services	24/12/2024	11,385.00
EF175714	26535	Janetia Knapp	Purchase Of Artwork	24/12/2024	160.00
EF175715	26602	Oclc (Uk) Ltd	Software Licences	24/12/2024	656.45
EF175716	26625	Andover Detailers	Car Detailing Services	24/12/2024	1,372.43
EF175717	26698	Melville Mitsubishi	Purchase Of New Vehicles & Maintenance	24/12/2024	43,750.00
EF175718	26705	Creative Adm	Marketing Services	24/12/2024	17,029.10
EF175719	26709	Talis Consultants Pty Ltd	Waste Consultancy	24/12/2024	660.00
EF175720	26735	Shane McMaster Surveys	Survey Services	24/12/2024	1,650.00
EF175721	26739	Kerb Doctor	Kerb Maintenance	24/12/2024	2,134.98
EF175722	26745	Embroidme Myaree	Embroidery	24/12/2024	811.80
EF175723	26752	Mg Group Wa	Construction	24/12/2024	78,691.13

31st December 2024 PAYMENT LISTING

MUNICIPAL FUND

Payment Number	Account Number	Payee Name	Payment Listing Description	Date	Alloc Amount
EF175724	26771	Instant Products Hire	Portable Toilet Hire	24/12/2024	569.58
EF175725	26782	Soft Landing	Recycling Services	24/12/2024	34,310.15
EF175726	26904	Green Services	Sustainability Education For Households	24/12/2024	460.00
EF175727	26929	Elan Energy Matrix Pty Ltd	Recycling Services	24/12/2024	729.28
EF175728	26987	Cti Risk Management	Security - Cash Collection	24/12/2024	870.90
EF175729	27031	Downer Edi Works Pty Ltd	Asphalt Services	24/12/2024	8,828.02
EF175730	27032	Wtp Australia Pty Ltd	Quantity Surveyors	24/12/2024	3,678.40
EF175731	27034	Adelby Pty Ltd	Firebreak Construction	24/12/2024	385.00
EF175732	27054	Vocus Pty Ltd	Telecommunications	24/12/2024	4,940.30
EF175733	27065	Westbooks	Books	24/12/2024	691.53
EF175734	27085	Savills Project Management Pty Ltd	Project Management	24/12/2024	6,893.70
EF175735	27092	Sprayline Spraying Equipment	Spraying Equipment	24/12/2024	5,378.80
EF175736	27154	Veolia Recycling & Recovery Pty Ltd	Waste Services	24/12/2024	13,022.39
EF175737	27177	Rentokil Initial Pty Ltd (Initial Hygiene)	Hygiene	24/12/2024	638.06
EF175738	27189	Healthstrong Pty Ltd Amplar Allied Health	Mobile Allied Health Services	24/12/2024	110.00
EF175739	27201	Wfs Australia Pty Ltd	Software	24/12/2024	408.21
EF175740	27241	Landscape Elements	Landscaping Services	24/12/2024	8,443.60
EF175741	27334	Westcare Print	Printing Services	24/12/2024	326.70
EF175742	27374	Southern Cross Cleaning	Commercial Cleaning	24/12/2024	6,033.70
EF175743	27403	Freedom Fairies Pty Ltd	Amusement	24/12/2024	3,338.50
EF175744	27423	Mechanical Project Services Pty Ltd	Airconditioning Services	24/12/2024	20,495.76
EF175745	27427	Home Chef	Cooking/Food Services	24/12/2024	189.53
EF175746	27437	Pb Reticulation & Maintenance Services Pty Ltd	Irrigation Services	24/12/2024	889.90
EF175747	27438	Ertech Pty Ltd	Engineering Civil	24/12/2024	218,678.58
EF175748	27499	Hodge Collard Preston Architects	Architects	24/12/2024	6,033.71
EF175749	27507	Serco Facilities Management Pty Ltd	Cleaning Services	24/12/2024	114,402.79
EF175750	27529	Wa Library Supplies	Library Supplies & Furniture	24/12/2024	1,650.00
EF175751	27566	Thuroona Services	Asbestos Removal	24/12/2024	5,914.00
EF175752	27596	Allwest Plant Hire Australia Pty Ltd	Plant Hire And Civil Contracting	24/12/2024	9,322.50
EF175753	27613	Redimed Pty Ltd	Medical & Health Services	24/12/2024	511.50
EF175754	27617	Atturra Business Applications	Consultancy - It	24/12/2024	5,775.00
EF175755	27622	Trugrade Medical Supplies	Medical Supplies	24/12/2024	202.80
EF175756	27676	Blue Force Pty Ltd	Security Services	24/12/2024	1,226.41
EF175757	27695	Qtm Pty Ltd	Traffic Management	24/12/2024	10,294.10
EF175758	27733	Midnight Tuesday	Artistic	24/12/2024	1,848.00
EF175759	27797	City Lift Services Pty Ltd	Lift Maintenance	24/12/2024	4,933.50
EF175760	27819	Axiis Contracting Pty Ltd	Concrete Works	24/12/2024	86,529.85
EF175761	27850	Dowsing Group Pty Ltd	Concreting Services	24/12/2024	276,967.24
EF175762	27865	Pritchard Francis Consulting Pty Ltd	Engineering Services	24/12/2024	10,670.00
EF175763	27890	Tabec Pty Ltd	Engineering Services	24/12/2024	23,095.60
EF175764	27894	Homecare Physiotherapy	Healthcare	24/12/2024	134.20
EF175765	27917	Go Doors Advanced Automation	Door Maintenance & Repair	24/12/2024	2,949.65

31st December 2024 PAYMENT LISTING

MUNICIPAL FUND

Payment Number	Account Number	Payee Name	Payment Listing Description	Date	Alloc Amount
EF175766	27976	Melville Toyota	Motor Cars	24/12/2024	955.23
EF175767	27984	Sabrina Fenwick	Exercercise Classes	24/12/2024	640.00
EF175768	27992	Learning Horizons	Training/Education	24/12/2024	8,800.00
EF175769	28047	Mitchell Garlett	Ceremonial Services	24/12/2024	1,000.00
EF175770	28049	Copy Magic	Printing Services	24/12/2024	2,015.40
EF175771	28088	Ut Consulting	Technology Consulting	24/12/2024	1,100.00
EF175772	28162	Lift Equipt Pty Ltd	Forklift Hire, Sales & Services	24/12/2024	359.55
EF175773	28184	Spearwood Veterinary Hospital	Veterinary Hospital	24/12/2024	75.00
EF175774	28191	Enviro Sweep	Sweeping Services	24/12/2024	7,350.78
EF175775	28196	Brightmark Group Pty Ltd	Cleaning Services	24/12/2024	1,207.80
EF175776	28197	Lite N Easy Pty Ltd	Food Supplies	24/12/2024	138.30
EF175777	28201	Select Fresh	Food Supplies	24/12/2024	163.02
EF175778	28215	Complete Office Supplies Pty Ltd	Stationery	24/12/2024	182.13
EF175779	28231	Typeset Pty Ltd	Editorial And Business Communications Se	24/12/2024	1,210.00
EF175780	28241	Swift Flow Pty Ltd	Plumbing	24/12/2024	12,456.59
EF175781	28254	Cleantex Pty Ltd	Laundry Service	24/12/2024	806.30
EF175782	28261	Hazed Services Pty Ltd	Safety - Roof	24/12/2024	577.50
EF175783	28265	Tree Care Wa	Vegetation Maintenance Services	24/12/2024	12,268.13
EF175784	28270	Volunteer Home Support	Aged Care	24/12/2024	145.20
EF175785	28289	Grafton General Products	Mobility Equipment	24/12/2024	2,684.00
EF175786	28303	Miracle Recreation Equipment	Playground Equipment	24/12/2024	1,656.60
EF175787	28309	Kelete Theatre And Performing Arts Company	Performance/Arts/ Therapy	24/12/2024	330.00
EF175788	28351	Clever Designs Uniforms	Clothing	24/12/2024	2,210.40
EF175789	28371	Flexi Staff	Employment Services	24/12/2024	3,300.07
EF175790	28392	Mcs Civil Contracting	Engineering/Earthworks	24/12/2024	2,191.75
EF175791	28409	Sanpoint Pty Ltd (Ld Total)	Landscape Services	24/12/2024	31,409.33
EF175792	28426	Power Paving Pty Ltd	Paving Services	24/12/2024	1,980.00
EF175793	28435	Tourism Council Western Australia	Tourism	24/12/2024	3,300.00
EF175794	28454	Aussie Natural Spring Water	Water Supplies	24/12/2024	10.75
EF175795	28463	Antree Dnh Pty Ltd	Gardening	24/12/2024	729.30
EF175796	28471	Telstra Limited	Telecommunications	24/12/2024	18,518.57
EF175797	28517	Robowash Pty Ltd	Automatic Cleaning System Manufacturer	24/12/2024	1,045.00
EF175798	28568	Solo Resource Recovery	Waste & Recycling Collection Services	24/12/2024	86,204.81
EF175799	28587	Sos Mechanical Solutions	Mechanical Services (Hvac)	24/12/2024	2,090.00
EF175800	28593	Milliyaan Aboriginal Services	Cultural Education & Consultancy Service	24/12/2024	2,743.13
EF175801	28601	The Feelgood Fashionista	Public Speaking/ Educational Presentatio	24/12/2024	500.00
EF175802	28618	Tunstall Healthcare	Medical Alarm Equipment & Monitoring	24/12/2024	54.90
EF175803	28621	Imprint Plastic	Printing	24/12/2024	1,445.73
EF175804	28632	Total Connections Pty Ltd	Hose, Hydraulics & Fire Protection Servi	24/12/2024	22.59
EF175805	28652	Omnicom Media Group Australia Pty Ltd Omnicom Media Group Australia Pty Ltd (Marketforce)	Media And Advertising Services	24/12/2024	1,922.38
EF175806	28655	Rockingham Glass Reads West Coast Maintenance Pty Ltd	Emergency Glass Repair	24/12/2024	168.81

31st December 2024 PAYMENT LISTING

MUNICIPAL FUND

Payment Number	Account Number	Payee Name	Payment Listing Description	Date	Alloc Amount
EF175807	28666	Caravan & Tonic Beard, Keziah Lee	Events - Catering	24/12/2024	492.00
EF175808	28673	Uhg Trading Pty Ltd (Unicare Health)	Mobility And Home Care Products	24/12/2024	491.50
EF175809	28679	Creditor Watch Pty Ltd	Credit Bureau	24/12/2024	722.70
EF175810	28680	Jazzieshazzies	Toddler Dance, Movement And Music Class	24/12/2024	240.00
EF175811	28685	Lift Design	Elevator Installation And Service	24/12/2024	687.50
EF175812	28728	Australian Defence Apparel Pty Ltd Legear	Law Enforcement Gear	24/12/2024	1,400.52
EF175813	28731	O'donnell, Crystal Dawn Dementia Together	Healthcare - Occupational Therapy	24/12/2024	300.62
EF175814	28746	Stephenson, Ross John Sav Technologies	Audio Visual	24/12/2024	46,057.03
EF175815	28749	Aldous, Timothy James	Dj Services	24/12/2024	1,170.00
EF175816	28760	Spawtz Pty Ltd	Competition Management And Payments Soft	24/12/2024	1,901.79
EF175817	28762	Hart Sport Australia Pty Ltd Hart Sport	Supply Sporting Equipment	24/12/2024	579.60
EF175818	28787	Blue Assist Pty Ltd	Supply And Install Emergency Help Device	24/12/2024	320.00
EF175819	28819	Rider Levett Bucknall Wa Pty Ltd	Quantity Surveyors	24/12/2024	4,950.00
EF175820	28831	Safepath Pty Ltd	Concrete Footpath Grinding To Remove T	24/12/2024	605.00
EF175821	28852	Cti Couriers Pty Ltd	Courier Services	24/12/2024	2,247.51
EF175822	28870	Gadean Footwear (Australia) Pty Ltd Gadean Footwear	Medial Grade Footwear	24/12/2024	519.99
EF175823	28885	Communitiesthrive Pty Ltd	Management Consulting	24/12/2024	27,467.00
EF175824	28893	B.J Keat & C.J Meerton Little People Play	Children's Events/Toy Hire	24/12/2024	1,079.10
EF175825	28897	Mcleods Lawyers Pty Ltd Mcleods Lawyers	Legal Service	24/12/2024	6,519.39
EF175826	28902	Biota Environmental Sciences Pty Ltd Biota Environmental Sciences Pty Ltd	Environmental Consultancy	24/12/2024	5,978.50
EF175827	28906	Chg-Meridan Australia Pty Limited	Leasing	24/12/2024	44,836.07
EF175828	28916	Al Melville Pty Ltd Melville Hyundai	Automotive Sales And Repairs	24/12/2024	32,594.67
EF175829	28918	Jensen Hughes Pty. Limited Jensen Hughes Pty Ltd	Consulting - Business Compliance	24/12/2024	2,200.00
EF175830	28927	Veolia Recycling & Recovery (Perth) Pty Ltd Veolia Recycling & Recovery (Perth) Pty Ltd	Waste Recycling And Recovery	24/12/2024	90,567.94
EF175831	28930	A.C.N. 650 414 903 Pty Ltd Aba Property Maintenance	Property Maintenance	24/12/2024	1,100.00
EF175832	28931	Quoin Consulting Pty Ltd	Structural Engineering Consultancy	24/12/2024	2,948.00
EF175833	28951	Kardan Australia Pty Ltd	Construction, Design, Refurbishment, Pro	24/12/2024	83,263.34
EF175834	28959	Hazrad Australia Pty Ltd	Waste Management	24/12/2024	1,645.60
EF175835	28965	The Trustee For The Yang Family Trust Tcm Health Care	Acupuncture And Chinese Medicine	24/12/2024	88.00
EF175836	28966	The Trustee For Fenton Family Trust Compact Earthmoving Solutions	Operated Machine Hire	24/12/2024	19,250.00
EF175837	28972	Hoopla Anz Llc	Library Digital Content	24/12/2024	12,000.00
EF175838	28973	Civcon Civil & Project Management Pty Ltd	Civil Construction	24/12/2024	262,179.49
EF175839	28977	University Of Wollongong Dementia Training Australia	Tertiary Education - Training	24/12/2024	2,862.20
EF175840	28984	Screenlink Pty Ltd Perth Mobility	Retail - Mobility Equipment	24/12/2024	2,670.00
EF175841	28998	S.N Aroney & A.P Brown Mills Oakley	Legal Services	24/12/2024	7,969.50
EF175842	28999	Intelligenz Australia Pty Ltd	It - Software Solutions	24/12/2024	5,689.74
EF175843	11794	Synergy	Electricity Usage/Supplies	24/12/2024	47,261.66
EF175844	99996	Ultimate Additions Pty Ltd T/As One Stop	Rates And Property Related Refunds	24/12/2024	147.00
EF175845	99996	Brent Irving	Rates And Property Related Refunds	24/12/2024	1,157.69
EF175846	99996	Lombardi Investments (Wa) Pty Ltd	Rates And Property Related Refunds	24/12/2024	599.00

31st December 2024 PAYMENT LISTING

MUNICIPAL FUND

Payment Number	Account Number	Payee Name	Payment Listing Description	Date	Alloc Amount
EF175847	99996	Latitude 32 Storage	Rates And Property Related Refunds	24/12/2024	1,674.00
EF175848	99996	Peak Central	Rates And Property Related Refunds	24/12/2024	478.00
EF175849	99996	Kushal J Patel & Mamta K Patel	Rates And Property Related Refunds	24/12/2024	2,371.19
EF175850	99996	Nicole Bond	Rates And Property Related Refunds	24/12/2024	219.49
EF175851	99996	Fremantle Property Services Pty Ltd Ta E	Rates And Property Related Refunds	24/12/2024	1,490.00
EF175852	99996	Kristine A Marshall	Rates And Property Related Refunds	24/12/2024	2,000.00
EF175853	99996	Jandakot Airport Pty Ltd	Rates And Property Related Refunds	24/12/2024	150,000.00
EF175854	99996	Tenniele Eathorne	Rates And Property Related Refunds	24/12/2024	188.95
EF175855	99996	Complete Approvals	Rates And Property Related Refunds	24/12/2024	56.65
EF175856	99996	Andrea Rayner	Rates And Property Related Refunds	24/12/2024	56.65
EF175857	99996	Monique Kovacevic	Rates And Property Related Refunds	24/12/2024	56.65
EF175858	99996	Ventura Home Group Pty Ltd	Rates And Property Related Refunds	24/12/2024	110.00
EF175859	99996	Buildinglines Approvals Pty Ltd	Rates And Property Related Refunds	24/12/2024	171.65
EF175860	88888	Marc Bartlett	0	24/12/2024	500.00
EF175861	99997	Darren King	Sustainable Home Rebate Pilot	24/12/2024	800.00
EF175862	99997	Thea Rossen	Sustainable Home Rebate Pilot Insulation	24/12/2024	800.00
EF175863	99997	Matthew Trainor	Sustainable Home Rebate Pilot	24/12/2024	50.00
EF175864	99997	Barbara Vincent	Sustainable Home Rebate Pilot	24/12/2024	400.00
EF175865	99997	Jake Wun	Sustainable Home Rebate Pilot	24/12/2024	100.00
EF175866	99997	Larissa Wasyl	Sustainable Home Rebate Pilot	24/12/2024	800.00
EF175867	99997	Graham Strydom	Sustainable Home Rebate Pilot	24/12/2024	350.00
EF175868	99997	Sascha Buttgerreit	Sustainable Home Rebate Pilot	24/12/2024	348.00
EF175869	99997	Krystal Pirovich-Bodel	Sustainable Home Rebate Pilot	24/12/2024	500.00
EF175870	99997	Mitchell Nylander	Sustainable Home Rebate Pilot	24/12/2024	49.00
EF175871	99997	Australian School Of Performing Arts	Invoice # In116189	24/12/2024	1,100.00
EF175872	99997	Leila Sky Diaz	Invoice No: 037	24/12/2024	140.10
EF175873	99997	Courtney Smith	Invoice No: 001 Community Art Project	24/12/2024	561.95
EF175874	99997	Oliver Lim	Developmental Disability Wa	24/12/2024	200.00
EF175875	99997	Elizabeth Chase	Senior Security Rebate	24/12/2024	100.00
EF175876	99997	Grace Gardner	Staff Reimbursement	24/12/2024	12.00
EF175877	11867	Kevin John Allen	Elected Member Sitting Fees & Allowances	24/12/2024	2,862.51
EF175878	12740	Logan Howlett	Elected Member Sitting Fees & Allowances	24/12/2024	12,377.25
EF175879	19059	Carol Reeve-Fowkes	Elected Member Sitting Fees & Allowances	24/12/2024	2,884.67
EF175880	25353	Philip Eva	Elected Member Sitting Fees & Allowances	24/12/2024	2,861.20
EF175881	27326	Michael Separovich	Elected Member Sitting Fees & Allowances	24/12/2024	2,863.65
EF175882	27327	Chontelle Stone	Elected Member Sitting Fees & Allowances	24/12/2024	4,912.78
EF175883	27871	Tom Widenbar	Elected Member Sitting Fees & Allowances	24/12/2024	2,875.49
EF175884	27872	Phoebe Corke	Elected Member Sitting Fees & Allowances	24/12/2024	3,787.64
EF175885	28238	Tarun Dewan	Elected Member Sitting Fees & Allowances	24/12/2024	2,909.32
EF175886	28717	Carol Lechun Zhang	Elected Member Sitting Fees & Allowances	24/12/2024	2,891.71
EF175887	11758	Req Officers Do Not Use - Water Corp Utility Account Only - Please Refer To 11760 When Raising Po	Water Usage / Sundry Charges	24/12/2024	609.40

31st December 2024 PAYMENT LISTING

MUNICIPAL FUND

Payment Number	Account Number	Payee Name	Payment Listing Description	Date	Alloc Amount
EF175898	11625	Nutrien Water	Reticulation Supplies	24/12/2024	654.50
EF175899	11787	Department Of Transport	Vehicle Search Fees	24/12/2024	404.30
EF175900	13475	The Trustee For Burgess Rawson Wa Unit Trust Burgess Rawson (Wa) Pty Ltd	Property Management	24/12/2024	35,283.56
EF175901	27031	Downer Edi Works Pty Ltd	Asphalt Services	24/12/2024	534,668.13
EF175902	28365	Healthcraft Pty Ltd	Furniture	24/12/2024	8,163.10
EF175903	28633	West Star Bus Charters	Bus Charter Services	24/12/2024	2,629.00
EF175904	28992	The Trustee For Cge Operations Invest Trust - Esplanade Hote Esplanade Hotel Fremantle - By Rydges	Food&Beverage	24/12/2024	35,622.37
EF175905	99997	Multicultural Connect Australia	Cultural Grant	24/12/2024	3,000.00
EF175906	10152	Aust Services Union	Payroll Deductions	31/12/2024	701.50
EF175907	10154	Australian Taxation Office	Payroll Deductions	31/12/2024	591,178.00
EF175908	10305	Child Support Agency	Payroll Deductions	31/12/2024	3,592.85
EF175909	19726	Health Insurance Fund Of Wa	Payroll Deductions	31/12/2024	824.80
EF175910	27874	Smartsalary	Salary Packaging/Leasing Administration	31/12/2024	10,755.54
EF175911	28458	Easi Group	Novated Leasing	31/12/2024	13,605.11
EF175912	28741	The Local Government, Racing & Cemeteries Employees Union Wa Lgrceu	Union	31/12/2024	44.00
EF175913	28890	Construction Forestry Mining Energy Union - Construction & G Cfmeu Wa - Construction And General Division	Payroll Deductions	31/12/2024	30.00
		TOTAL OF 943 EFT PAYMENTS			22,143,706.83
		LESS: CANCELLED EFT PAYMENTS			
EF175075	99997	Coc Grants, Donations & Refunds	Grants, Donations & Refunds	12/12/2024	- 28.48
EF175084	99997	Coc Grants, Donations & Refunds	Grants, Donations & Refunds	17/12/2024	- 125.00
EF175461	99997	Coc Grants, Donations & Refunds	Grants, Donations & Refunds	19/12/2024	- 3,000.00
		TOTAL CANCELLED EFT PAYMENT			- 3,153.48
		TOTAL EFT PAYMENTS (EXCL. CANCELLED PAYMENTS)			22,140,553.35
		ADD: BANK FEES			
		BPAY BATCH FEE			9.87
		MERCHANT FEES COC			2,407.18
		MERCHANT FEES MARINA			151.32
		MERCHANT FEES ARC			3,198.34
		MERCHANT FEES VARIOUS OUT CENTRES			1,354.80
		NATIONAL BPAY CHARGE			2,992.00
		RTGS/ACLR FEE			-
		NAB TRANSACT FEE			170.10

31st December 2024 PAYMENT LISTING

MUNICIPAL FUND

Payment Number	Account Number	Payee Name	Payment Listing Description	Date	Alloc Amount
		AMEX FEES			1,417.94
		MERCHANDISE / OTHER FEES			11,701.55
		<u>ADD: CREDIT CARD PAYMENTS</u>			77,653.04
		<u>ADD: PAYROLL PAYMENTS</u>			77,653.04
			COC-01/12/24 Pmt 000275839778 City of Cockburn	4/12/2024	2,038,274.63
			COC-02/12/24 Pmt 000276292145 City of Cockburn	10/12/2024	130.33
			COC-05/12/24 Pmt 000275965373 City of Cockburn	5/12/2024	1,709.81
			COC-06/12/24 Pmt 000276292988 City of Cockburn	10/12/2024	8,420.93
			COC-11/12/24 Pmt 000277007739 City of Cockburn	18/12/2024	15,376.27
			COC-11/12/24 Pmt 000277465978 City of Cockburn	23/12/2024	1,269.87
			COC-15/12/24 Pmt 000277050775 City of Cockburn	18/12/2024	2,009,408.26
			COC-16/12/24 Pmt 000277464149 City of Cockburn	23/12/2024	1,135.22
			COC-19/12/24 Pmt 000277244506 City of Cockburn	19/12/2024	527.44
			COC-20/12/24 Pmt 000277491018 City of Cockburn	23/12/2024	20,068.67
			COC-21/11/24 Pmt 000275785152 City of Cockburn	4/12/2024	379.12
			COC-22/11/24 Pmt 000276514311 City of Cockburn	12/12/2024	2,365.46
			COC-27/11/24 Pmt 000275785309 City of Cockburn	4/12/2024	17,257.20
			COC-28/11/24 Pmt 000275785417 City of Cockburn	4/12/2024	31,503.21
			COC-29/11/24 Pmt 000275785531 City of Cockburn	4/12/2024	21,007.63
			COC-29/12/24 Pmt 000277607791 City of Cockburn	31/12/2024	1,969,811.13
					6,138,645.18
		TOTAL PAYMENTS MADE FOR THE MONTH			28,368,553.12

City of Cockburn
Credit Card Transactions Report

Transactions Post Date Between 30-Oct-2024 and 28-Nov-2024

Date	Service Provider	Card Liability	Description
CEO		223.28	
21/11/2024	CITY OF PERTH	9.59	Parking Expenses
13/11/2024	TOTALLY WORK WEAR FR	180.00	Supplies and Materials Purchases
25/11/2024	CITY OF FREMANTLE	14.00	Parking Expenses
1/11/2024	WILSON PARKING PER031	15.19	Parking Expenses
5/11/2024	CITY OF FREMANTLE	4.50	Parking Expenses
Director Community and Place		432.00	
4/11/2024	WANEWSDTI	32.00	Subscriptions and Memberships
22/11/2024	DWER - WATER	400.00	Application, Licence, Registration Fees
Waste Collection Supervisor		39.60	
18/11/2024	BOSS INDUSTRIAL	39.60	Supplies and Materials Purchases
Library Technology Coordinator		1,800.55	
28/11/2024	KMART	65.00	Supplies and Materials Purchases
27/11/2024	OFFICEWORKS 0616OFFIC	48.50	Supplies and Materials Purchases
20/11/2024	DREAMITHOS* DREAMIT HO	234.70	Subscriptions and Memberships
25/11/2024	CAMPSITE.BIO	10.79	Subscriptions and Memberships
25/11/2024	INTNL TRANSACTION FEE	0.27	Subscriptions and Memberships

City of Cockburn

Credit Card Transactions Report

Transactions Post Date Between 30-Oct-2024 and 28-Nov-2024

25/11/2024	KMART	256.00	Supplies and Materials Purchases
21/11/2024	COLES 0490COLES 0490	22.50	Office Supplies
18/11/2024	INTNL TRANSACTION FEE	0.85	Subscriptions and Memberships
18/11/2024	OPENAI *CHATGPT SUBSCR	34.10	Subscriptions and Memberships
4/11/2024	Hart Sport	132.40	Supplies and Materials Purchases
5/11/2024	Intuit Mailchimp	629.77	Subscriptions and Memberships
7/11/2024	Windcave	390.17	Subscriptions and Memberships
25/11/2024	KMART	- 24.50	Supplies and Materials Purchases

Senior Library Manager

235.29

6/11/2024	FACEBK *8WLRKEUHE2	33.00	Advertising
8/11/2024	PORTUGUESE DELIGHTS SU	4.07	Supplies and Materials Purchases
1/11/2024	PORTUGUESE DELIGHTS SU	4.07	Supplies and Materials Purchases
5/11/2024	MYO*GREEN WORLD INDOOR	362.10	Hire of Equipment and Facilities
6/11/2024	MISCELLANEOUS CREDIT	- 58.26	Disputed Transaction
6/11/2024	MISCELLANEOUS CREDIT	- 109.69	Disputed Transaction

Organisational Development Coordinator

3,504.00

8/11/2024	ST JOHN AMBULANCE AUST	510.00	Training & Professional Development
11/11/2024	ST JOHN AMBULANCE AUST	170.00	Training & Professional Development
11/11/2024	ST JOHN AMBULANCE AUST	170.00	Training & Professional Development
7/11/2024	ST JOHN AMBULANCE AUST	65.00	Training & Professional Development
20/11/2024	ST JOHN AMBULANCE AUST	235.00	Training & Professional Development
25/11/2024	PAYPAL *KELYN TRAIN KE	450.00	Training & Professional Development
21/11/2024	ST JOHN AMBULANCE AUST	130.00	Training & Professional Development
18/11/2024	PAYPAL *KELYN TRAIN KE	620.00	Training & Professional Development
18/11/2024	ST JOHN AMBULANCE AUST	170.00	Training & Professional Development

City of Cockburn

Credit Card Transactions Report

Transactions Post Date Between 30-Oct-2024 and 28-Nov-2024

13/11/2024	ST JOHN AMBULANCE AUST	170.00	Training & Professional Development
28/11/2024	ST JOHN AMBULANCE AUST	154.00	Training & Professional Development
28/11/2024	ST JOHN AMBULANCE AUST	65.00	Training & Professional Development
27/11/2024	TONY AVELING & ASSOCIA	595.00	Training & Professional Development

Parks Operations Coordinator

1,737.73

4/11/2024	DIRECTCOMMSUPPLIES	896.50	Supplies and Materials Purchases
30/10/2024	TOTALLY WORK WEAR FREM	615.26	Supplies and Materials Purchases
11/11/2024	Subway Spearwood 19850	150.00	Meeting/Workshop Catering
11/11/2024	Subway Spearwood 19850	150.00	Meeting/Workshop Catering
30/10/2024	TOTALLY WORK WEAR FREM	- 74.03	Supplies and Materials Purchases

Reconciliation Lead

149.40

5/11/2024	Cabcharge *13cabs	82.37	Travel and Accommodation
5/11/2024	CabFare Payments	67.03	Travel and Accommodation

Head of Library and Cultural Services

533.56

31/10/2024	CITY OF FREMANTLE	7.80	Parking Expenses
31/10/2024	CPP Convention Centre	14.13	Parking Expenses
27/11/2024	Quest NewQuay	257.63	Disputed Transaction
28/11/2024	Quest NewQuay	254.00	Disputed Transaction

MANAGER LIBRARIES AND ACTIVATION - COOLB

- 32.00

15/11/2024	REFUND OF ANNUAL FEE	- 32.00	Bank and Other Fees
------------	----------------------	---------	---------------------

Head of Planning

- 65.50

City of Cockburn**Credit Card Transactions Report**

Transactions Post Date Between 30-Oct-2024 and 28-Nov-2024

28/11/2024	INTNL TRANS FEE REFUND	-	65.50	Disputed Transaction
------------	------------------------	---	-------	----------------------

Art and Culture Coordinator**235.43**

4/11/2024	BUNNINGS 317000	93.98	Supplies and Materials Purchases
4/11/2024	SPOTLIGHT MELVILLE	88.50	Supplies and Materials Purchases
1/11/2024	Jaycar Electronics	52.95	Supplies and Materials Purchases

City Facilities Coordinator**2,504.97**

27/11/2024	SP CRICKET WAREHOUSE	209.00	Disputed Transaction
27/11/2024	SUPER CHEAP AUTO	29.99	Supplies and Materials Purchases
7/11/2024	FRANZ BUILDING SUPPL	1,097.49	Supplies and Materials Purchases
8/11/2024	TotalToolsOnlinePtyLtd	145.00	Supplies and Materials Purchases
8/11/2024	TRADETOOLS	119.13	Supplies and Materials Purchases
13/11/2024	FRANZ BUILDING SUPPL	587.97	Supplies and Materials Purchases
18/11/2024	SP TIMBECON PTY LTD	161.90	Supplies and Materials Purchases
26/11/2024	SP NANO FLASHLIGHTS	154.49	Supplies and Materials Purchases
26/11/2024	SP NANO FLASHLIGHTS	154.49	Supplies and Materials Purchases
28/11/2024	SP NANO FLASHLIGHTS	- 154.49	Supplies and Materials Purchases

Civil Infrastructure Manager**1,080.90**

28/11/2024	SP JB HI-FI ONLINE	581.99	Supplies and Materials Purchases
28/11/2024	WESTERN POWER	498.91	Application, Licence, Registration Fees

Fleet Manager**2,508.16**

13/11/2024	HOSE MANIA	275.00	Supplies and Materials Purchases
14/11/2024	RONCO GROUP PTY LTD	545.42	Supplies and Materials Purchases

City of Cockburn

Credit Card Transactions Report

Transactions Post Date Between 30-Oct-2024 and 28-Nov-2024

5/11/2024	RAINSCAPE WATERWISE	15.74	Supplies and Materials Purchases
12/11/2024	WESTRALIA SPRING WORKS	1,672.00	Supplies and Materials Purchases

Fire and Emergency Management Manager

881.14

14/11/2024	WEX AUSTRALIA PTY LTD	89.14	Motor Vehicle Expenses
28/11/2024	RRTGLOBAL	792.00	Supplies and Materials Purchases

Manager Advocacy and Engagement

904.86

18/11/2024	COCKBURN GATEWAY SHOPP	306.00	Supplies and Materials Purchases
21/11/2024	ACT CABS 0261030882	23.57	Travel and Accommodation
21/11/2024	DEPT. OF PARLIAMENTA	30.20	Meeting/Workshop Catering
21/11/2024	DEPT. OF PARLIAMENTA	14.00	Meeting/Workshop Catering
21/11/2024	DEPT. OF PARLIAMENTA	13.00	Travel and Accommodation
21/11/2024	GM TAXIPAY	29.35	Travel and Accommodation
21/11/2024	GM TAXIPAY	27.04	Travel and Accommodation
21/11/2024	UBER* TRIP	15.26	Travel and Accommodation
19/11/2024	BIG W 0444	30.00	Supplies and Materials Purchases
19/11/2024	Etsy.com*RoyalMotifFab	221.72	Supplies and Materials Purchases
25/11/2024	SPOTTO WA	66.47	Travel and Accommodation
20/11/2024	Marble & Grain	35.94	Travel and Accommodation
22/11/2024	UBER* TRIP	20.88	Travel and Accommodation
22/11/2024	UBER* TRIP	15.43	Travel and Accommodation
5/11/2024	WANEWSDTI	28.00	Subscriptions and Memberships
6/11/2024	WANEWSDTI	28.00	Subscriptions and Memberships

Adult Services Coordinator

753.24

City of Cockburn

Credit Card Transactions Report

Transactions Post Date Between 30-Oct-2024 and 28-Nov-2024

27/11/2024	BIG W 0455	40.00	Supplies and Materials Purchases
27/11/2024	PRICELESS DISCOUNTS PH	8.00	Supplies and Materials Purchases
27/11/2024	SKOUT OFFICE SUPPLIES	75.37	Supplies and Materials Purchases
27/11/2024	THE REJECT SHOP	28.00	Supplies and Materials Purchases
27/11/2024	WOOLWORTHS 4367	19.20	Supplies and Materials Purchases
30/10/2024	BIG W 0455	100.00	Supplies and Materials Purchases
30/10/2024	BIG W 0455	100.00	Supplies and Materials Purchases
30/10/2024	BIG W 0455	100.00	Supplies and Materials Purchases
30/10/2024	BIG W 0455	50.00	Supplies and Materials Purchases
22/11/2024	WOOLWORTHS 4367	25.05	Meeting/Workshop Catering
13/11/2024	Woolworths Online	120.72	Meeting/Workshop Catering
13/11/2024	Woolworths Online	70.00	Meeting/Workshop Catering
21/11/2024	WOOLWORTHS 4367	16.90	Meeting/Workshop Catering

Senior Home Care Package Coordinator

2,372.28

28/11/2024	CHEMISTWAREHOUSE ONLIN	122.88	Supplies and Materials Purchases
31/10/2024	INVOX	1,930.00	Conferences and Seminars
5/11/2024	Woolworths Online	319.40	Supplies and Materials Purchases

Youth Services Manager

974.68

21/11/2024	Canva* 04341-17924053	39.98	Subscriptions and Memberships
31/10/2024	CPP Convention Centre	21.20	Parking Expenses
11/11/2024	HI VOLTAGE ENTERTAINME	913.50	Program Costs

Library Technician

243.91

14/11/2024	SP JB HI-FI ONLINE	173.86	Supplies and Materials Purchases
------------	--------------------	--------	----------------------------------

City of Cockburn

Credit Card Transactions Report

Transactions Post Date Between 30-Oct-2024 and 28-Nov-2024

30/10/2024	SP JB HI-FI ONLINE	79.94	Supplies and Materials Purchases
27/11/2024	SP JB HI-FI ONLINE	- 9.89	Supplies and Materials Purchases

CHILDREN'S DEVELOPMENT OFFICER

420.46

26/11/2024	COCKBURN ARC	315.00	Hire of Equipment and Facilities
21/11/2024	LS BAKE BOSS JANDAKOT	73.45	Meeting/Workshop Catering
12/11/2024	WOOLWORTHS 4367	32.01	Meeting/Workshop Catering

Events Coordinator

1,744.76

27/11/2024	BIG W 0455	13.50	Supplies and Materials Purchases
27/11/2024	PAPERLESS POST	860.00	Events and Functions
27/11/2024	PAPERLESS POST	85.00	Events and Functions
19/11/2024	BIG W 0455	2.25	Supplies and Materials Purchases
15/11/2024	CITY OF FREMANTLE	2.00	Parking Expenses
15/11/2024	SPACETOCO VENUE HIRE	300.00	Events and Functions
26/11/2024	UNITED ANKETELL NORT	128.42	Motor Vehicle Expenses
25/11/2024	CITY OF FREMANTLE	23.13	Parking Expenses
31/10/2024	BUGGYBUDDYS	218.25	Advertising
4/11/2024	UNITED ANKETELL NORT	128.21	Motor Vehicle Expenses
5/11/2024	SPACETOCO VENUE HIRE	- 16.00	Events and Functions

Head of Property and Assets

256.71

1/11/2024	WILSON PARKING PER055 JOSEPH SARACENI	27.00	Parking Expenses
5/11/2024	OFFICEWORKS 0620OFFICE JOSEPH SARACENI	229.71	Supplies and Materials Purchases

Ranger Services Manager

884.91

City of Cockburn

Credit Card Transactions Report

Transactions Post Date Between 30-Oct-2024 and 28-Nov-2024

13/11/2024	THE HAPPY PET PLACE PT	515.80	Supplies and Materials Purchases
28/11/2024	WILSON PARKING PER113	9.11	Parking Expenses
27/11/2024	SQ *SPEEDY HOLDINGS PT	360.00	Professional Services

Seniors Centre Coordinator

2,354.89

4/11/2024	BADGE-A-MINIT	158.50	Equipment Purchases
4/11/2024	REDIMED PTY LTD	188.00	Professional Services
31/10/2024	PERSONAL BUYING SERVIC	299.00	Equipment Purchases
6/11/2024	BUNNINGS 323000	319.92	Events and Functions
7/11/2024	ALH VENUES 8557	635.00	Events and Functions
18/11/2024	BADGE-A-MINIT	799.00	Supplies and Materials Purchases
12/11/2024	MISCELLANEOUS CREDIT	- 14.78	Bank and Other Fees
12/11/2024	MISCELLANEOUS CREDIT	- 14.80	Bank and Other Fees
12/11/2024	MISCELLANEOUS CREDIT	- 14.95	Bank and Other Fees

Parking Operations Manager

150.00

15/11/2024	LIVE LIFE ALARMS MR JAMES WILLIAMS	75.00	Application, Licence, Registration Fees
15/11/2024	LIVE LIFE ALARMS MR JAMES WILLIAMS	75.00	Application, Licence, Registration Fees

Adult Services Coordinator

6,003.78

6/11/2024	Captain Cook*29JVNG	2,995.99	Events and Functions
7/11/2024	SP ST JOHN AMBULANCE N	530.00	Supplies and Materials Purchases
4/11/2024	WOOLWORTHS 4604	174.00	Events and Functions
15/11/2024	SPACETOCO VENUE HIRE	156.00	Hire of Equipment and Facilities
25/11/2024	CARRINGTON'S BAR & G	756.00	Events and Functions
26/11/2024	OFFICEWORKS	109.37	Supplies and Materials Purchases

City of Cockburn

Credit Card Transactions Report

Transactions Post Date Between 30-Oct-2024 and 28-Nov-2024

26/11/2024	SP KSBG PTY LTD	82.42	Supplies and Materials Purchases
28/11/2024	SALTBUSHTRAIN241127NB	1,200.00	Events and Functions

Chief of Built and Natural Environment

1,435.58

18/11/2024	CPP Council House	12.12	Parking Expenses
21/11/2024	DBCA	24.75	Subscriptions and Memberships
15/11/2024	COMPANY DIRECTOR	725.00	Subscriptions and Memberships
25/11/2024	MISS MAUD	- 546.40	Meeting/Workshop Catering
25/11/2024	MISS MAUD	543.30	Meeting/Workshop Catering
22/11/2024	MISS MAUD	546.40	Meeting/Workshop Catering
20/11/2024	Tickets*Urban Desi	15.00	Conferences and Seminars
1/11/2024	WILSON PARKING PER055	27.00	Parking Expenses
8/11/2024	CITY OF PERTH	3.42	Parking Expenses
8/11/2024	SEC*BAPCOR RETAIL	84.99	Motor Vehicle Expenses

Waste Services Manager

1,031.57

20/11/2024	HENDERSON HOSE AND F	191.65	Supplies and Materials Purchases
6/11/2024	HENDERSON HOSE AND F	617.28	Supplies and Materials Purchases
30/10/2024	HENDERSON HOSE AND F	145.65	Supplies and Materials Purchases
5/11/2024	REPCO	76.99	Supplies and Materials Purchases

CoSafe Manager

124.40

20/11/2024	SUPER CHEAP AUTO MR LUKE GLENN SCOTT	124.40	Equipment Purchases
------------	--------------------------------------	--------	---------------------

Cockburn Parenting Services Coordinator

- 32.00

15/11/2024	REFUND OF ANNUAL FEE	- 32.00	Bank and Other Fees
------------	----------------------	---------	---------------------

City of Cockburn

Credit Card Transactions Report

Transactions Post Date Between 30-Oct-2024 and 28-Nov-2024

Family & Community Services Manager

1,256.16

30/10/2024	COLES 0333COLES 0333	115.45	Meeting/Workshop Catering
19/11/2024	Woolworths Online	68.28	Meeting/Workshop Catering
15/11/2024	SPACETOCO VENUE HIRE	300.50	Hire of Equipment and Facilities
27/11/2024	ALDI STORES - SOUTH LA	122.33	Meeting/Workshop Catering
27/11/2024	COLES 0333COLES 0333	7.40	Supplies and Materials Purchases
27/11/2024	FOREVER SHINING	385.00	Supplies and Materials Purchases
28/11/2024	Prof Psych Services	242.00	Professional Services
28/11/2024	TONY ALE AND CO	15.20	Meeting/Workshop Catering

Cockburn ARC Manager

2,617.26

18/11/2024	HEAVENLY SCENT CAFE	160.00	Supplies and Materials Purchases
19/11/2024	KMART	225.00	Equipment Purchases
30/10/2024	OZWASHROOM	1,687.26	Equipment Purchases
1/11/2024	COLES 0490COLES 0490	54.25	Supplies and Materials Purchases
12/11/2024	POST HAMILTON HILL LPO	22.45	Bank and Other Fees
30/10/2024	DELIGHTED LLC	226.55	Subscriptions and Memberships
30/10/2024	INTNL TRANSACTION FEE	5.66	Bank and Other Fees
26/11/2024	DELIGHTED LLC	230.33	Subscriptions and Memberships
26/11/2024	INTNL TRANSACTION FEE	5.76	Bank and Other Fees

Customer Experience Coordinator - ARC

3,275.75

12/11/2024	INTNL TRANSACTION FEE	7.46	Bank and Other Fees
12/11/2024	iStock.com	93.50	Subscriptions and Memberships
12/11/2024	KEEPME LTD	298.37	Subscriptions and Memberships

City of Cockburn

Credit Card Transactions Report

Transactions Post Date Between 30-Oct-2024 and 28-Nov-2024

7/11/2024	INTNL TRANSACTION FEE	4.37	Bank and Other Fees
7/11/2024	OUTGROW	174.88	Subscriptions and Memberships
6/11/2024	SP JB HI-FI ONLINE	499.00	Supplies and Materials Purchases
8/11/2024	OFFICEWORKS	490.00	Equipment Purchases
8/11/2024	SP SIMPLIFY LIVING	95.98	Supplies and Materials Purchases
4/11/2024	Canva* 04323-8505680	17.99	Subscriptions and Memberships
4/11/2024	Google ADS7377651407	65.29	Advertising
4/11/2024	KMART	196.00	Equipment Purchases
5/11/2024	NAAVI PTY LTD	25.00	Subscriptions and Memberships
5/11/2024	WOOLWORTHS 4394	29.40	Supplies and Materials Purchases
19/11/2024	BUNNINGS 729000	69.28	Supplies and Materials Purchases
18/11/2024	COCKBURN GATEWAY SHOPP	79.50	Supplies and Materials Purchases
18/11/2024	COCKBURN GATEWAY SHOPP	53.00	Supplies and Materials Purchases
25/11/2024	BOSSTAB* BOSSTAB	973.65	Equipment Purchases
25/11/2024	COLES 0490COLES 0490	27.25	Supplies and Materials Purchases
27/11/2024	OFFICEWORKS	71.88	Office Supplies
1/11/2024	QUICKTAPSURVEY	239.95	Subscriptions and Memberships
1/11/2024	INTNL TRANSACTION FEE	6.00	Bank and Other Fees
15/11/2024	GYMSALES.NET	- 242.00	Subscriptions and Memberships

Health, Fitness and Wellbeing Coordinato

1,767.70

7/11/2024	BUNNINGS 303000 MR KYLE BEATTIE	39.99	Equipment Purchases
7/11/2024	BUNNINGS 453000 MR KYLE BEATTIE	29.87	Supplies and Materials Purchases
20/11/2024	BUNNINGS 729000 MR KYLE BEATTIE	93.75	Equipment Purchases
26/11/2024	KMART MR KYLE BEATTIE	377.00	Equipment Purchases
26/11/2024	OFFICEWORKS MR KYLE BEATTIE	79.12	Supplies and Materials Purchases
26/11/2024	SP CUB FOX MR KYLE BEATTIE	79.25	Supplies and Materials Purchases

City of Cockburn

Credit Card Transactions Report

Transactions Post Date Between 30-Oct-2024 and 28-Nov-2024

26/11/2024	SP SNOOZESHAE AUSTR MR KYLE BEATTIE	126.85	Equipment Purchases
26/11/2024	SUCCESS HEALTH P/L MR KYLE BEATTIE	10.99	Supplies and Materials Purchases
25/11/2024	BIG W 0444 MR KYLE BEATTIE	90.35	Supplies and Materials Purchases
25/11/2024	BUNNINGS 729000 MR KYLE BEATTIE	28.38	Supplies and Materials Purchases
25/11/2024	SP MICCA MARKETING MR KYLE BEATTIE	240.00	Equipment Purchases
25/11/2024	WOOLWORTHS 4394 MR KYLE BEATTIE	75.50	Supplies and Materials Purchases
14/11/2024	WOOLWORTHS 4394 MR KYLE BEATTIE	65.95	Supplies and Materials Purchases
27/11/2024	THERAQUATICS MR KYLE BEATTIE	430.70	Equipment Purchases

Youth Centre Coordinator

1,541.57

31/10/2024	ALDI STORES - SUCCESS MR MARK ARMANDI	31.99	Events and Functions
8/11/2024	Dominos Estore Success MR MARK ARMANDI	113.00	Program Costs
8/11/2024	EB GAMES MR MARK ARMANDI	542.90	Equipment Purchases
8/11/2024	JIM KIDD SPORTS MR MARK ARMANDI	49.80	Program Costs
8/11/2024	JIM KIDD SPORTS MR MARK ARMANDI	19.95	Program Costs
4/11/2024	SQ *JUSTCHILLIN VAN MR MARK ARMANDI	599.44	Events and Functions
4/11/2024	THE GATE BAR & BISTRO MR MARK ARMANDI	12.00	Events and Functions
1/11/2024	COLES 0490COLES 0490 MR MARK ARMANDI	34.45	Events and Functions
1/11/2024	RED DOT STORES MR MARK ARMANDI	108.14	Events and Functions
26/11/2024	Jaycar Electronics MR MARK ARMANDI	29.90	Program Costs

Branch Support Librarian

966.99

20/11/2024	Neverfail Springwater	46.20	Supplies and Materials Purchases
25/11/2024	AMAZON AU RETAIL	63.99	Supplies and Materials Purchases
25/11/2024	AMAZON AU RETAIL	26.60	Supplies and Materials Purchases
25/11/2024	PAYPAL *BOOKTOPIADI	90.59	Supplies and Materials Purchases
18/11/2024	NEWS PTY LIMITED	80.00	Supplies and Materials Purchases

City of Cockburn

Credit Card Transactions Report

Transactions Post Date Between 30-Oct-2024 and 28-Nov-2024

14/11/2024	PAYPAL *SPOTLIGHTPT	38.79	Supplies and Materials Purchases
4/11/2024	PAYPAL *OFFICEWORKS	176.95	Supplies and Materials Purchases
30/10/2024	AMAZON AU RETAIL	64.83	Supplies and Materials Purchases
31/10/2024	PAYPAL *BIG W	182.00	Supplies and Materials Purchases
8/11/2024	PAYPAL *KMARTAUSTR	109.50	Supplies and Materials Purchases
8/11/2024	PAYPAL *SPOTLIGHTPT	27.59	Supplies and Materials Purchases
12/11/2024	WOOLWORTHS 4394	29.10	Supplies and Materials Purchases
27/11/2024	AMAZON AU RETAIL	30.85	Supplies and Materials Purchases

Events and Culture Manager

192.00

14/11/2024	THE FINISHING TOUCH GA	192.00	Professional Services
------------	------------------------	--------	-----------------------

Executive officer to the Mayor and Council

545.30

22/11/2024	Coogee Continental	71.16	Supplies and Materials Purchases
25/11/2024	LEEMING IGA	10.98	Supplies and Materials Purchases
19/11/2024	OFFICEWORKS 0616OFFIC	41.09	Supplies and Materials Purchases
18/11/2024	EB *Introduction to AI	349.00	Training & Professional Development
8/11/2024	LEEMING IGA	66.07	Supplies and Materials Purchases
7/11/2024	LEEMING LOTTERY CENTRE	7.00	Supplies and Materials Purchases

Manager Business & Economic Development

- 108.18

11/11/2024	City of Joondalup	6.00	Parking Expenses
11/11/2024	THE CAMFIELD BAR	61.92	Meeting/Workshop Catering
11/11/2024	Crown Perth Mesh	9.50	Meeting/Workshop Catering
12/11/2024	SPACETOCO VENUE HIRE	33.75	Hire of Equipment and Facilities
12/11/2024	GM TAXIPAY	105.00	Travel and Accommodation

City of Cockburn

Credit Card Transactions Report

Transactions Post Date Between 30-Oct-2024 and 28-Nov-2024

8/11/2024	CITY OF VINCENT	6.05	Parking Expenses
8/11/2024	SQ *SOHO LANE	16.71	Meeting/Workshop Catering
30/10/2024	Tickets*AIDN WA U	170.64	Events and Functions
4/11/2024	City of Joondalup	2.40	Parking Expenses
5/11/2024	CEDA	229.00	Conferences and Seminars
5/11/2024	SQ *CAFFISSIMO PHOENIX	54.36	Meeting/Workshop Catering
25/11/2024	LEAF BEAN MACHINE PT	10.00	Meeting/Workshop Catering
14/11/2024	Tickets*Henderson	35.54	Conferences and Seminars
18/11/2024	Tickets*Henderson	- 35.54	Conferences and Seminars
7/11/2024	BATIK AIR (AUD)	- 813.51	Travel and Accommodation

Streetscapes Coordinator

286.00

21/11/2024	OFFICEWORKS	117.00	Equipment Purchases
25/11/2024	JOHN COLES NURSERY	169.00	Supplies and Materials Purchases

Social Club Coordinator

1,872.63

25/11/2024	QUALITY AGING	64.95	Subscriptions and Memberships
26/11/2024	Woolworths Online	253.75	Supplies and Materials Purchases
20/11/2024	Woolworths Online	146.80	Supplies and Materials Purchases
21/11/2024	INNOVATIONS DIRECT	298.00	Equipment Purchases
21/11/2024	OFFICEWORKS	106.71	Supplies and Materials Purchases
21/11/2024	Woolworths Online	469.25	Supplies and Materials Purchases
19/11/2024	KMART	37.00	Supplies and Materials Purchases
19/11/2024	Woolworths Online	301.80	Supplies and Materials Purchases
18/11/2024	Woolworths Online	232.60	Supplies and Materials Purchases
27/11/2024	Bakers Delight	14.40	Supplies and Materials Purchases
27/11/2024	HAMILTON HILL IGA	92.17	Supplies and Materials Purchases

City of Cockburn

Credit Card Transactions Report

Transactions Post Date Between 30-Oct-2024 and 28-Nov-2024

20/11/2024	Woolworths Online	-	144.80	Supplies and Materials Purchases
------------	-------------------	---	--------	----------------------------------

Acting Manager Public Health and Buildin

881.83

5/11/2024	AUSTRALIAN INSTITUTE	284.00	Training & Professional Development
7/11/2024	OFFICEWORKS	38.08	Supplies and Materials Purchases
27/11/2024	SEC*EHA SA	559.75	Supplies and Materials Purchases

Communications and Marketing Manager

4,894.87

27/11/2024	BITLY.COM	53.97	Subscriptions and Memberships
27/11/2024	Google ADS5683592141	1,000.00	Advertising
27/11/2024	INTNL TRANSACTION FEE	1.35	Bank and Other Fees
8/11/2024	WWW.AIRVIEWONLINE.COM	120.00	Supplies and Materials Purchases
5/11/2024	WWW.AIRVIEWONLINE.COM	120.00	Supplies and Materials Purchases
5/11/2024	WWW.AIRVIEWONLINE.COM	120.00	Supplies and Materials Purchases
4/11/2024	FACEBK *CKCU2E4NT2	208.73	Advertising
4/11/2024	Google ADS5683592141	817.99	Advertising
18/11/2024	FIGMA MONTHLY RENEWAL	85.42	Subscriptions and Memberships
18/11/2024	INTNL TRANSACTION FEE	2.14	Bank and Other Fees
25/11/2024	FACEBK *GA7Y6FQMT2	1,250.00	Advertising
25/11/2024	MAILSND.COM* VISION6	1,074.70	Subscriptions and Memberships
26/11/2024	INTNL TRANSACTION FEE	0.04	Bank and Other Fees
26/11/2024	LNK.BIO	1.53	Subscriptions and Memberships
12/11/2024	BIG W 0455	39.00	Equipment Purchases

Cockburn Resource Recovery Park Manager

164.10

20/11/2024	BUNNINGS 303000	45.90	Supplies and Materials Purchases
------------	-----------------	-------	----------------------------------

City of Cockburn

Credit Card Transactions Report

Transactions Post Date Between 30-Oct-2024 and 28-Nov-2024

30/10/2024	COLES 0494COLES 0494	118.20	Supplies and Materials Purchases
------------	----------------------	--------	----------------------------------

Executive Assistant to the CEO

505.91

1/11/2024	Coogee Continental MISS REBECCA SANDERS	180.43	Meeting/Workshop Catering
30/10/2024	SPACETOCO VENUE HIRE MISS REBECCA SANDERS	40.50	Hire of Equipment and Facilities
7/11/2024	WOOLWORTHS 4367 MISS REBECCA SANDERS	38.25	Meeting/Workshop Catering
11/11/2024	SPACETOCO VENUE HIRE MISS REBECCA SANDERS	13.50	Hire of Equipment and Facilities
11/11/2024	Subway Spearwood 19850 MISS REBECCA SANDERS	56.00	Meeting/Workshop Catering
12/11/2024	SPACETOCO VENUE HIRE MISS REBECCA SANDERS	18.00	Hire of Equipment and Facilities
21/11/2024	Subway Spearwood 19850 MISS REBECCA SANDERS	32.17	Meeting/Workshop Catering
27/11/2024	Coogee Continental MISS REBECCA SANDERS	127.06	Meeting/Workshop Catering

Youth Programs and Events Officer

1,431.53

6/11/2024	Woolworths Online	134.07	Program Costs
7/11/2024	BOUNCE HOLDINGS AUSTRALIA	945.00	Program Costs
13/11/2024	Woolworths Online	133.80	Program Costs
20/11/2024	Woolworths Online	104.76	Program Costs
27/11/2024	Woolworths Online	113.90	Program Costs

Civil Infrastructure Operations Coordina

338.77

19/11/2024	WORDPRESS CN8KHJ8CHF MR	19.80	Subscriptions and Memberships
21/11/2024	CORAL WORLD AUSTRALIA MR	100.00	Office Supplies
22/11/2024	GILBERTS FRESH HILTON MR	199.97	Meeting/Workshop Catering
25/11/2024	MED*ALDIMobile MR	19.00	Subscriptions and Memberships

Strategic Procurement Manager

7,685.10

City of Cockburn

Credit Card Transactions Report

Transactions Post Date Between 30-Oct-2024 and 28-Nov-2024

13/11/2024	EB *6-Day National Med	3,300.00	Training & Professional Development
31/10/2024	PAYPAL *BAOBAG	1,986.00	Supplies and Materials Purchases
4/11/2024	BB-CIPS	485.10	Subscriptions and Memberships
28/11/2024	Griffith University	1,914.00	Training & Professional Development

Events Officer

654.57

11/11/2024	POST SPEARWOOD LPO	10.95	Events and Functions
31/10/2024	BWS LIQUOR 4097	48.00	Events and Functions
31/10/2024	CHOCOLATERIA SAN CHU	126.56	Events and Functions
30/10/2024	BIG W 0455	81.78	Events and Functions
1/11/2024	TEMU.COM	57.45	Events and Functions
26/11/2024	SQ *PIZZA JOES WOODFIR	100.00	Events and Functions
15/11/2024	ALDI STORES - SOUTH LA	30.12	Events and Functions
18/11/2024	COCKBURN POLICE STATIO	184.00	Events and Functions
1/11/2024	TEMU.COM	15.71	Events and Functions

Head of Community Development

1,942.96

6/11/2024	VIRGIN AU7954416056180	1,897.76	Travel and Accommodation
5/11/2024	COVER MORE INS AUS V	25.80	Travel and Accommodation
15/11/2024	CITY OF FREMANTLE	9.00	Parking Expenses
25/11/2024	PUBLIC TRANSPORT AUTHO	5.20	Travel and Accommodation
25/11/2024	PUBLIC TRANSPORT AUTHO	5.20	Travel and Accommodation

Head of Recreation Infrastructure & Svcs

98.35

1/11/2024	WILSON PARKING PER055	32.00	Parking Expenses
30/10/2024	IGLOOCOMPANY	9.12	Subscriptions and Memberships

City of Cockburn

Credit Card Transactions Report

Transactions Post Date Between 30-Oct-2024 and 28-Nov-2024

30/10/2024	INTNL TRANSACTION FEE	0.23	Bank and Other Fees
21/11/2024	OFFICEWORKS 0616OFFICE	57.00	Supplies and Materials Purchases

Community Infrastructure Manager

27.22

14/11/2024	WOOLWORTHS 4367	27.22	Equipment Purchases
------------	-----------------	-------	---------------------

Citizenship and Civic Services Superviso

183.50

13/11/2024	HOST DIRECT	183.50	Supplies and Materials Purchases
------------	-------------	--------	----------------------------------

Senior Youth Outreach Worker

141.25

4/11/2024	Subway Gateway	35.00	Program Costs
1/11/2024	ADL VENDING SOLUTIONS	3.00	Program Costs
1/11/2024	ADL VENDING SOLUTIONS	3.00	Program Costs
8/11/2024	Rockingham Bch Fish	36.36	Program Costs
31/10/2024	EasyPark	5.02	Parking Expenses
27/11/2024	EasyPark	6.97	Parking Expenses
28/11/2024	SUPER BOWL PTY LTD	20.00	Program Costs
28/11/2024	SUPER BOWL PTY LTD	20.00	Program Costs
28/11/2024	SUPER BOWL PTY LTD	11.90	Program Costs

City Facilities Manager

1,615.90

28/11/2024	FRANZ BUILDING SUPPL	1,000.00	Supplies and Materials Purchases
28/11/2024	FRANZ BUILDING SUPPL	615.90	Supplies and Materials Purchases

Community Development Coordinator

4,344.66

28/11/2024	BIG W 0455	15.95	Events and Functions
------------	------------	-------	----------------------

City of Cockburn

Credit Card Transactions Report

Transactions Post Date Between 30-Oct-2024 and 28-Nov-2024

28/11/2024	BUNNINGS 303000	197.23	Events and Functions
28/11/2024	LS Charlies Coffee Ba	14.14	Meeting/Workshop Catering
27/11/2024	BIG W 0455	17.25	Program Costs
27/11/2024	DOLCE AND SALATO	192.00	Meeting/Workshop Catering
27/11/2024	GILBERTS FRESH HILTON	252.96	Program Costs
27/11/2024	PRICELESS DISCOUNTS PH	9.00	Events and Functions
27/11/2024	SQ *TINO'S PIZZA	63.00	Program Costs
27/11/2024	SQ *TINO'S PIZZA	31.00	Program Costs
27/11/2024	SQ *TINO'S PIZZA	26.00	Program Costs
15/11/2024	SPACETOCO VENUE HIRE	33.00	Hire of Equipment and Facilities
21/11/2024	BIBRA LAKE LUNCH BAR	97.44	Meeting/Workshop Catering
21/11/2024	BIG W 0455	451.00	Program Costs
21/11/2024	SQ *CARMELO MESSINA	71.33	Meeting/Workshop Catering
21/11/2024	WOOLWORTHS 4367	30.71	Meeting/Workshop Catering
14/11/2024	PAYPAL *QUANTUMCOMP	260.40	Events and Functions
14/11/2024	SP KAARLI	101.92	Events and Functions
14/11/2024	SPACETOCO VENUE HIRE	71.75	Hire of Equipment and Facilities
25/11/2024	SPACETOCO VENUE HIRE	133.25	Hire of Equipment and Facilities
22/11/2024	FRESH PROVISIONS	138.12	Meeting/Workshop Catering
22/11/2024	MALIBU FRESH	95.88	Program Costs
30/10/2024	KMART 1024KMART 1024	234.50	Events and Functions
30/10/2024	KMART 1024KMART 1024	20.00	Events and Functions
1/11/2024	WOOLWORTHS 4367	300.00	Program Costs
12/11/2024	Dominos Estore Success	103.20	Meeting/Workshop Catering
6/11/2024	SLIMLINE WAREHOUSE	525.85	Program Costs
6/11/2024	SQ *LOTSA LOLLIES	35.66	Events and Functions
6/11/2024	THE PAMPHLETEERS	221.00	Professional Services

City of Cockburn

Credit Card Transactions Report

Transactions Post Date Between 30-Oct-2024 and 28-Nov-2024

6/11/2024	OFFICEWORKS	451.00	Disputed Transaction
21/11/2024	TUCKERFOX.COM.AU	150.12	Disputed Transaction

COMMUNITY DEVELOPMENT MANAGER - 32.00

11/11/2024	REFUND OF ANNUAL FEE	- 32.00	Bank and Other Fees
------------	----------------------	---------	---------------------

Library Technician 1,993.65

5/11/2024	BIGW ONLINE	195.00	Supplies and Materials Purchases
4/11/2024	MYO*GREEN WORLD INDOOR	217.26	Professional Services
21/11/2024	BIGW ONLINE	136.00	Supplies and Materials Purchases
21/11/2024	WANEWSDTI	469.21	Subscriptions and Memberships
20/11/2024	Booktopia	80.75	Supplies and Materials Purchases
25/11/2024	SP JB HI-FI ONLINE	245.02	Supplies and Materials Purchases
25/11/2024	WANEWSDTI	650.41	Subscriptions and Memberships

Child Care Services Manager 781.90

19/11/2024	Outdoor Supacentre	99.90	Equipment Purchases
20/11/2024	MYO*Harmony Kids	682.00	Subscriptions and Memberships

Economic Development Officer 192.14

21/11/2024	CPP Elder Street	12.12	Parking Expenses
11/11/2024	CITY OF VINCENT	4.64	Parking Expenses
11/11/2024	LS Cranked Pty Ltd	18.00	Meeting/Workshop Catering
8/11/2024	WILSON PARKING PER113	20.25	Parking Expenses
1/11/2024	Arts And Culture Trust	117.95	Events and Functions
4/11/2024	CPP Elder Street	19.18	Parking Expenses



City of Cockburn
Credit Card Transactions Report

Transactions Post Date Between 30-Oct-2024 and 28-Nov-2024

Community Safety Manager

201.11

15/11/2024	BIGW ONLINE	82.95	Equipment Purchases
12/11/2024	FACEBK *L2CYGB8MB2	25.31	Advertising
8/11/2024	SPACETOCO VENUE HIRE	32.50	Hire of Equipment and Facilities
27/11/2024	LS BAKE BOSS JANDAKOT	60.35	Meeting/Workshop Catering

Total Cards - 63	\$ 77,653.04
------------------	--------------

City of Cockburn**Woolworths Group Transactions Report**

Transactions Made Between 1 December - 31 December 2024

Reference	Date	Amount	Description
Senior Centre - Cook		1,201.21	
TI-01EC5-1792F9	03/12/2024	45.98	Groceries and Consumables
TI-01EC5-1792FF	06/12/2024	113.93	Groceries and Consumables
TI-01EC5-179300	06/12/2024	36.64	Groceries and Consumables
TI-01EC5-179306	09/12/2024	148.75	Groceries and Consumables
TI-01EC5-179307	09/12/2024	9.50	Groceries and Consumables
TI-01EC5-179309	10/12/2024	119.09	Groceries and Consumables
TI-01EC5-17930A	10/12/2024	7.50	Groceries and Consumables
TI-01EC5-17930D	10/12/2024	47.06	Groceries and Consumables
TI-01EC5-17930E	10/12/2024	41.31	Groceries and Consumables
TI-01EC5-179310	11/12/2024	230.74	Groceries and Consumables
TI-01EC5-179311	11/12/2024	8.40	Groceries and Consumables
TI-01EC5-179312	12/12/2024	39.90	Groceries and Consumables
TI-01EC5-179314	13/12/2024	77.33	Groceries and Consumables
TI-01EC5-179316	16/12/2024	121.28	Groceries and Consumables
TI-01EC5-179318	18/12/2024	89.90	Groceries and Consumables
TI-01EC5-17931A	23/12/2024	63.90	Groceries and Consumables
Senior Centre Programs Booking Officer		610.28	
TI-01EC5-1792FD	05/12/2024	259.83	Groceries and Consumables
TI-01EC5-1792FE	05/12/2024	63.50	Groceries and Consumables
TI-01EC5-179302	06/12/2024	106.95	Groceries and Consumables
TI-01EC5-179304	07/12/2024	180.00	Groceries and Consumables
Amenities Officer		400.75	
TI-01EC5-1792FA	03/12/2024	101.00	Groceries and Consumables
TI-01EC5-1792FC	04/12/2024	137.45	Groceries and Consumables
TI-01EC5-179305	09/12/2024	116.30	Groceries and Consumables
TI-01EC5-17931C	24/12/2024	46.00	Groceries and Consumables
Senior Centre Kitchen Hand		371.10	
TI-01EC5-1792F6	02/12/2024	223.78	Groceries and Consumables
TI-01EC5-1792F7	02/12/2024	9.50	Groceries and Consumables
TI-01EC5-1792FB	04/12/2024	137.82	Groceries and Consumables
Youth Centre Coordinator		630.41	
TI-01EC5-1792F8	02/12/2024	57.30	Groceries and Consumables
TI-01EC5-179301	06/12/2024	72.34	Groceries and Consumables
TI-01EC5-179303	06/12/2024	35.75	Groceries and Consumables
TI-01EC5-179308	09/12/2024	54.90	Groceries and Consumables
TI-01EC5-17930B	10/12/2024	34.65	Groceries and Consumables
TI-01EC5-17930F	10/12/2024	113.15	Groceries and Consumables

City of Cockburn
Woolworths Group Transactions Report

Transactions Made Between 1 December - 31 December 2024

TI-01EC5-179313	12/12/2024	80.94	Groceries and Consumables
TI-01EC5-179315	13/12/2024	36.00	Groceries and Consumables
TI-01EC5-179319	20/12/2024	121.38	Groceries and Consumables
TI-01EC5-17931B	23/12/2024	24.00	Groceries and Consumables

Amenities Officer		206.35	
TI-01EC5-17930C	10/12/2024	206.35	Groceries and Consumables

Environmental Education Officer		40.42	
TI-01EC5-179317	16/12/2024	40.42	Groceries and Consumables

Total Cards - 7		3,460.52	
-----------------	--	----------	--

City of Cockburn

Bunnings PowerPass Transactions Report

Transactions Made Between 1 December - 31 December 2024

Reference	Date	Amount	Description
Waste Collection Supervisor		106.02	
2015/00173061	18/12/2024	20.77	Supplies and Materials
2015/01691005	23/12/2024	85.25	Supplies and Materials
City Facilities Coordinator		565.28	
2015/01424960	6/12/2024	379.03	Supplies and Materials
2015/01580314	18/12/2024	33.09	Supplies and Materials
2015/01592406	30/12/2024	14.80	Supplies and Materials
2015/01593390	31/12/2024	14.44	Supplies and Materials
2015/01683457	9/12/2024	3.55	Supplies and Materials
2015/01700264	4/12/2024	70.19	Supplies and Materials
2015/01704912	9/12/2024	50.18	Supplies and Materials
Fleet Manager		200.25	
2015/01436020	31/12/2024	200.25	Supplies and Materials
Mechanical Workshop Supervisor		73.13	
2015/01577431	16/12/2024	73.13	Supplies and Materials
2015/01785402			Supplies and Materials
Streetscape Supervisor		289.10	
2015/00171390	17/12/2024	205.66	Supplies and Materials
2015/01061908	18/12/2024	41.72	Supplies and Materials
2015/01062956	19/12/2024	41.72	Supplies and Materials
Engineering Technical Officer		175.56	
2015/01582805	20/12/2024	175.56	Supplies and Materials
Leading Hand Maintenance		751.14	
2015/01364028	11/12/2024	41.25	Supplies and Materials
2015/01364900	16/12/2024	22.24	Supplies and Materials
2015/01365235	18/12/2024	55.45	Supplies and Materials
2015/01426657	9/12/2024	41.28	Supplies and Materials
2015/01426937	10/12/2024	26.57	Supplies and Materials
2015/01566205	5/12/2024	123.44	Supplies and Materials
2015/01701320	5/12/2024	18.98	Supplies and Materials
2015/01709412	13/12/2024	18.98	Supplies and Materials
2015/01799597	3/12/2024	22.91	Supplies and Materials
2160/01219584	16/12/2024	260.94	Supplies and Materials
2160/01302650	3/12/2024	119.10	Supplies and Materials
Fire and Emergency Management Office		223.15	
2015/00157931	6/12/2024	18.13	Supplies and Materials

City of Cockburn**Bunnings PowerPass Transactions Report****Transactions Made Between 1 December - 31 December 2024**

2015/00171612	17/12/2024	49.82	Supplies and Materials
2015/01593597	31/12/2024	99.94	Supplies and Materials
2160/00114598	13/12/2024	55.26	Supplies and Materials

Trades Assistant/Sign Installer 303.12

2015/00165919	12/12/2024	71.71	Supplies and Materials
2015/00170560	16/12/2024	27.13	Supplies and Materials
2015/01565751	5/12/2024	170.76	Supplies and Materials
2015/01713730	17/12/2024	33.52	Supplies and Materials

Environmental Supervisor 34.53

2015/01798984	3/12/2024	34.53	Supplies and Materials
---------------	-----------	-------	------------------------

Operations Supervisor 43.34

2015/01687932	17/12/2024	43.34	Supplies and Materials
---------------	------------	-------	------------------------

Mechanical Trades Assistant 20.66

2015/01561933	2/12/2024	20.66	Supplies and Materials
---------------	-----------	-------	------------------------

City Facilities Manager 13.96

2015/01574714	13/12/2024	13.96	Supplies and Materials
---------------	------------	-------	------------------------

Subdivision Supervisor 12.33

2160/01118112	16/12/2024	12.33	Supplies and Materials
---------------	------------	-------	------------------------

Marina Manager 150.10

2433/00748504	14/12/2024	150.10	Supplies and Materials
---------------	------------	--------	------------------------

Environmental Education Officer 425.69

2015/00162306	9/12/2024	400.00	Supplies and Materials
2015/01714665	18/12/2024	25.69	Supplies and Materials

Total Cards - 16	3,387.36
-------------------------	-----------------

BP Plus Fleet Control Report



Page: 1 of 37
Date: 31/12/2024

Go paperless and receive your invoices and statements via email. Provide your BP Plus account number along with your email address to aucustcare@bp.com and our team will help you make the switch. If you have paid your account via credit card, your Service Fee will appear on your summary Tax Invoice.

Please Note: if you are disputing a transaction, this needs to be lodged in writing within 30 days from the date of issue of this Fleet Control Report.

BP Australia Pty Ltd
A.B.N. 53 004 085 616
GPO Box 1621
MELBOURNE VIC 3001

BP Plus
Fleet Control Report

Account Enquiries: BP Accounts Receivable Telephone: 1800 225 527



CITY OF COCKBURN
Accounts Payable (Invoice Only) PO
067775
PO Box 1215
BIBRA LAKE DC PRIVATE BOXES WA
6965

CITY OF COCKBURN

Account Number: 0050188034 Customer Number: 0115405338
Period Starting: 01/12/2024 Period Ending: 31/12/2024

Page: 2 of 37
Date: 31/12/2024

Card Number Vehicle/Driver	Date	Time	Purchase Location		Site No.	Receipt Number	Customer Reference	Product/Service					Odo meter (km)	KM Span	Litres/100km	Cents /km	
								Description	CPL Price	Litres	Total Exc GST (\$)	GST (\$)					Total Inc GST (\$)
Cost Centre	19/12/24 26/12/24	09:43:16 10:14:40	CURRAMBINE OCEAN REEF	WA WA	6427 6103	007357 061834		ULT DSL	173.59	54.20	85.54	8.55	94.09	165279	792	6.8	11.9
								ULT DSL	177.82	50.80	82.12	8.21	90.33	166000	721	7.0	12.5
								DIESEL		266.55	422.83	42.27	465.10				
			2097					TOTAL	THIS PERIOD	266.55	422.83	42.27	465.10		3820	7.0	12.2
								YEAR TO DATE	2,671.74	4,413.90	441.36	4,855.26		39326	6.8	12.3	
								DIESEL		266.55	422.83	42.27	465.10				
Cost Centre	04/12/24 18/12/24	18:23:58 16:50:06	CANNING VALE SPEARWOOD	WA WA	9804 6443	013663 021922		ULT DSL	164.90 P	42.38	63.53	6.35	69.88	777			
								ULT DSL	173.59	56.26	88.78	8.88	97.66	85183			
								DIESEL		98.64	152.31	15.23	167.54				
			2117					TOTAL	THIS PERIOD	98.64	152.31	15.23	167.54		11403	11.2	20.2
								YEAR TO DATE	1,273.54	2,096.47	209.63	2,306.10					
								DIESEL		98.64	152.31	15.23	167.54				
Cost Centre	03/12/24 09/12/24 16/12/24	10:11:55 13:40:07 10:58:23	BIBRA LAKE BIBRA LAKE COCKBURN CENTRAL	WA WA WA	7451 7451 7395	016121 062279 006930		ULT DSL	171.90 P	53.09	82.96	8.30	91.26	81562	514	10.3	17.8
								ULT DSL	172.90 P	65.29	102.63	10.26	112.89	82208	646	10.1	17.5
								ULT DSL	175.59	48.21	76.95	7.70	84.65	826880			
			2176					DIESEL		166.59	262.54	26.26	288.80				
								TOTAL	THIS PERIOD	166.59	262.54	26.26	288.80		1180	14.4	24.9
								YEAR TO DATE	2,626.33	4,325.94	432.60	4,758.54		26951	9.7	17.7	
Cost Centre	16/12/24	08:55:41	SPEARWOOD	WA	6443	021831		ULT DSL	173.59	58.88	92.92	9.29	102.21	47601	709	8.3	14.4

BP Australia Pty Ltd
A.B.N. 53 004 085 616
GPO Box 1621
MELBOURNE VIC 3001

BP Plus
Fleet Control Report

Account Enquiries: BP Accounts Receivable Telephone: 1800 225 527



CITY OF COCKBURN
Accounts Payable (Invoice Only) PO
067775
PO Box 1215
BIBRA LAKE DC PRIVATE BOXES WA
6965

CITY OF COCKBURN

Account Number: 0050188034 Customer Number: 0115405338
Period Starting: 01/12/2024 Period Ending: 31/12/2024

Page: 3 of 37
Date: 31/12/2024

Card Number Vehicle/Driver	Date	Time	Purchase Location	Site No.	Receipt Number	Customer Reference	Product/Service					Odo meter (km)	KM Span	Litres/ 100km	Cents /km
							Description	CPL Price	Litres	Total Exc GST (\$)	GST (\$)	Total Inc GST (\$)			
Cost Centre 7050 15405338 03575 1GZQ778 2217 WHITE TOYOTA CAMRY SEDAN	17/12/24	14:49:00	SPEARWOOD WA	6443	021882		DIESEL		58.88	92.92	9.29	102.21			
							TOTAL		58.88	92.92	9.29	102.21		709	8.3
							YEAR TO DATE		1,882.66	3,108.80	310.87	3,419.67		18443	10.2
							DIESEL		58.88	92.92	9.29	102.21			
							TOTAL		58.88	92.92	9.29	102.21		709	8.3
							YEAR TO DATE		1,882.66	3,108.80	310.87	3,419.67		18443	10.2
Cost Centre 7050 15405338 04532 11DI923 2236 WHITE FORD RANGER	05/12/24 12/12/24 18/12/24 23/12/24 30/12/24	08:01:14 14:05:21 07:46:25 08:28:20 15:26:51	COCKBURN CENTRAL BIBRA LAKE COCKBURN CENTRAL MANDURAH SINGLETON	WA WA WA WA WA	7395 7451 7395 1993 1151	006699 062620 068055 021549 005289	ULP UNM	155.70 P	46.87	66.35	6.63	72.98	38543		
							M/S		46.87	66.35	6.63	72.98			
							TOTAL		46.87	66.35	6.63	72.98		750	45.5
							YEAR TO DATE		341.15	526.31	52.63	578.94			77.2
							M/S		46.87	66.35	6.63	72.98			
							TOTAL		46.87	66.35	6.63	72.98		750	45.5
Cost Centre 7050 15405338 04052 1GMF052 2246 WHITE SUBARU OUTBACK WAGON	13/12/24	11:56:06	SPEARWOOD WA	6443	021765		ULT DSL	174.90 P	62.78	99.82	9.98	109.80	21937	540	11.6
							ULT DSL	172.90 P	64.94	102.07	10.21	112.28	22555	618	10.5
							ULT DSL	175.59	57.72	92.14	9.21	101.35	23077	522	11.1
							ULT DSL	176.82	34.08	54.78	5.48	60.26	23388	311	11.0
							ULT DSL	178.75	56.70	92.14	9.21	101.35	23877	489	11.6
							DIESEL		276.22	440.95	44.09	485.04			
Cost Centre 7050 15405338 04052 1GMF052 2246 WHITE SUBARU OUTBACK WAGON	13/12/24	11:56:06	SPEARWOOD WA	6443	021765		TOTAL		276.22	440.95	44.09	485.04		2480	11.1
							YEAR TO DATE		2,515.64	4,090.61	409.07	4,499.68		20882	12.0
							DIESEL		276.22	440.95	44.09	485.04			
							TOTAL		276.22	440.95	44.09	485.04		2480	11.1
							YEAR TO DATE		2,515.64	4,090.61	409.07	4,499.68		20882	12.0
							ULT DSL	173.17	42.60	67.06	6.71	73.77	95494	527	8.1

BP Australia Pty Ltd
A.B.N. 53 004 085 616
GPO Box 1621
MELBOURNE VIC 3001

BP Plus
Fleet Control Report

Account Enquiries: BP Accounts Receivable Telephone: 1800 225 527



CITY OF COCKBURN
Accounts Payable (Invoice Only) PO
067775
PO Box 1215
BIBRA LAKE DC PRIVATE BOXES WA
6965

CITY OF COCKBURN

Account Number: 0050188034

Customer Number: 0115405338

Page: 4 of 37

Period Starting: 01/12/2024

Period Ending: 31/12/2024

Date: 31/12/2024

Card Number Vehicle/Driver	Date	Time	Purchase Location	Site No.	Receipt Number	Customer Reference	Product/Service					Odo meter (km)	KM Span	Litres/ 100km	Cents /km
							Description	CPL Price	Litres	Total Exc GST (\$)	GST (\$)	Total Inc GST (\$)			
Cost Centre 7050 15405338 04177 1HRY951 2257 WHITE FORD RANGER UTE	05/12/24 24/12/24	08:23:16 08:42:37	BIBRA LAKE BIBRA LAKE	WA WA	7451 7451	062004 016627	DIESEL		42.60	67.06	6.71	73.77			
							TOTAL		42.60	67.06	6.71	73.77		527	8.1
							YEAR TO DATE		642.91	1,061.76	106.19	1,167.95		4945	13.0
							DIESEL		42.60	67.06	6.71	73.77			
							TOTAL		42.60	67.06	6.71	73.77		527	8.1
							YEAR TO DATE		642.91	1,061.76	106.19	1,167.95		4945	13.0
							ULT DSL	172.90 P	71.00	111.60	11.16	122.76	59323		
							ULT DSL	175.90 P	74.75	119.54	11.95	131.49	60093	770	9.7
							DIESEL		145.75	231.14	23.11	254.25			
							TOTAL		145.75	231.14	23.11	254.25		770	18.9
							YEAR TO DATE		1,691.36	2,851.21	285.13	3,136.34		17284	9.8
Cost Centre 7050 15405338 04482 1ICB465 2297 FORD RANGER WHITE	19/12/24	09:01:04	BIBRA LAKE	WA	7451	063159	DIESEL		145.75	231.14	23.11	254.25			
							TOTAL		145.75	231.14	23.11	254.25		770	18.9
							YEAR TO DATE		1,691.36	2,851.21	285.13	3,136.34		17284	9.8
							ULSD G10	171.90 P	52.35	81.81	8.18	89.99	9620	547	9.6
							DIESEL		52.35	81.81	8.18	89.99			
							TOTAL		52.35	81.81	8.18	89.99		547	9.6
							YEAR TO DATE		1,001.74	1,627.39	162.76	1,790.15		6656	15.1
							DIESEL		52.35	81.81	8.18	89.99			
							TOTAL		52.35	81.81	8.18	89.99		547	9.6
							YEAR TO DATE		1,001.74	1,627.39	162.76	1,790.15		6656	15.1
Cost Centre 7050 15405338 04169 1HRY950 2308 WHITE FORD RANGER UTE	11/12/24 23/12/24	13:41:41 13:58:57	BIBRA LAKE BIBRA LAKE	WA WA	7451 7451	062500 063433	ULT DSL	172.90 P	72.85	114.51	11.45	125.96	4388		
							ULT DSL	175.90 P	63.44	101.45	10.14	111.59	44790		
							DIESEL								
							TOTAL								
							YEAR TO DATE								
							DIESEL								
							TOTAL								
							YEAR TO DATE								
							DIESEL								
							TOTAL								

BP Australia Pty Ltd
A.B.N. 53 004 085 616
GPO Box 1621
MELBOURNE VIC 3001

BP Plus
Fleet Control Report

Account Enquiries: BP Accounts Receivable Telephone: 1800 225 527



CITY OF COCKBURN
Accounts Payable (Invoice Only) PO
067775
PO Box 1215
BIBRA LAKE DC PRIVATE BOXES WA
6965

CITY OF COCKBURN

Account Number: 0050188034

Customer Number: 0115405338

Page: 5 of 37

Period Starting: 01/12/2024

Period Ending: 31/12/2024

Date: 31/12/2024

Card Number Vehicle/Driver	Date	Time	Purchase Location	Site No.	Receipt Number	Customer Reference	Product/Service					Odo meter (km)	KM Span	Litres/ 100km	Cents /km	
							Description	CPL Price	Litres	Total Exc GST (\$)	GST (\$)					Total Inc GST (\$)
Cost Centre 7050 15405338 03831 1HFX380 2317 SILVER NISSAN XTRAIL WAGON	05/12/24 14/12/24	16:33:47 11:25:23	2308 COCKBURN CENTRAL BIBRA LAKE WA WA	7395 7451	067249 062757		DIESEL	136.29	215.96	21.59	237.55					
						TOTAL	THIS PERIOD	136.29	215.96	21.59	237.55					
						YEAR TO DATE	1,883.36	3,104.81	310.47	3,415.28		19618	9.6	17.4		
							DIESEL	136.29	215.96	21.59	237.55					
						TOTAL	THIS PERIOD	136.29	215.96	21.59	237.55					
						YEAR TO DATE	1,883.36	3,104.81	310.47	3,415.28		19618	9.6	17.4		
Cost Centre 7050 15405338 04219 1HSW321 2329 WHITE FORD RANGER UTE	11/12/24	09:06:14	2317 SPEARWOOD WA	6443	021699		ULP UNM	168.23	55.76	85.28	8.53	93.81	67659	547	10.2	17.1
							ULP UNM	163.70	P 56.88	84.65	8.46	93.11	68219	560	10.2	16.6
							M/S		112.64	169.93	16.99	186.92				
						TOTAL	THIS PERIOD	112.64	169.93	16.99	186.92		1107	10.2	16.9	
						YEAR TO DATE	2,033.77	3,151.51	315.16	3,466.67		18894	10.8	18.3		
							M/S		112.64	169.93	16.99	186.92				
Cost Centre 7050 15405338 03948 1HJO790 2346 WHITE FORD RANGER UTILITY	10/12/24 27/12/24	14:07:01 09:01:34	2329 BIBRA LAKE BIBRA LAKE WA WA	7451 7451	062396 016657		ULT DSL	173.17	62.95	99.10	9.91	109.01	14268	543	11.6	20.1
							DIESEL		62.95	99.10	9.91	109.01				
						TOTAL	THIS PERIOD	62.95	99.10	9.91	109.01		543	11.6	20.1	
						YEAR TO DATE	829.95	1,369.21	136.91	1,506.12		5619	14.8	26.8		
							DIESEL		62.95	99.10	9.91	109.01				
						TOTAL	THIS PERIOD	62.95	99.10	9.91	109.01		543	11.6	20.1	
YEAR TO DATE	829.95	1,369.21	136.91	1,506.12		5619	14.8	26.8								
							ULT DSL	172.90	P 69.75	109.64	10.96	120.60	464501			
							ULT DSL	175.90	P 65.92	105.41	10.54	115.95	47031			

BP Australia Pty Ltd
A.B.N. 53 004 085 616
GPO Box 1621
MELBOURNE VIC 3001

BP Plus
Fleet Control Report

Account Enquiries: BP Accounts Receivable Telephone: 1800 225 527



CITY OF COCKBURN
Accounts Payable (Invoice Only) PO
067775
PO Box 1215
BIBRA LAKE DC PRIVATE BOXES WA
6965

CITY OF COCKBURN

Account Number: 0050188034
Period Starting: 01/12/2024

Customer Number: 0115405338
Period Ending: 31/12/2024

Page: 6 of 37
Date: 31/12/2024

Card Number Vehicle/Driver	Date	Time	Purchase Location	Site No.	Receipt Number	Customer Reference	Product/Service					Odo meter (km)	KM Span	Litres/100km	Cents /km
							Description	CPL Price	Litres	Total Exc GST (\$)	GST (\$)	Total Inc GST (\$)			
Cost Centre 7050 15405338 03526 1GYO863 2355 WHITE FORD RANGER UTILITY	10/12/24	11:49:10	BIBRA LAKE WA	7451	062384		DIESEL		135.67	215.05	21.50	236.55			
						TOTAL	THIS PERIOD		135.67	215.05	21.50	236.55			
							YEAR TO DATE		1,409.82	2,313.36	231.31	2,544.67		8473	16.6 30.0
							DIESEL		135.67	215.05	21.50	236.55			
						TOTAL	THIS PERIOD		135.67	215.05	21.50	236.55			
							YEAR TO DATE		1,409.82	2,313.36	231.31	2,544.67		8473	16.6 30.0
Cost Centre 7050 15405338 04276 HUL718 2388 WHITE FORD RANGER UTE	06/12/24 20/12/24	11:51:09 12:16:58	BIBRA LAKE WA BIBRA LAKE WA	7451 7451	062123 063285		ULT DSL	172.90 P	56.83	89.33	8.93	98.26	58360	520	10.9 18.9
							DIESEL		56.83	89.33	8.93	98.26			
						TOTAL	THIS PERIOD		56.83	89.33	8.93	98.26		520	10.9 18.9
							YEAR TO DATE		1,165.57	1,917.01	191.69	2,108.70		8188	14.2 25.8
							DIESEL		56.83	89.33	8.93	98.26			
						TOTAL	THIS PERIOD		56.83	89.33	8.93	98.26		520	10.9 18.9
Cost Centre 7050 15405338 04490 11CH248 2398 FORD RANGER WHITE	03/12/24 18/12/24 28/12/24	10:08:00 13:58:49 08:25:38	BIBRA LAKE WA BIBRA LAKE WA BIBRA LAKE WA	7451 7451 7451	061791 063089 063619		ULT DSL	172.90 P	66.93	105.20	10.52	115.72	28866	709	9.4 16.3
							ULT DSL	175.59	71.64	114.35	11.44	125.79	29589	723	9.9 17.4
							DIESEL		138.57	219.55	21.96	241.51			
						TOTAL	THIS PERIOD		138.57	219.55	21.96	241.51		1432	9.7 16.9
							YEAR TO DATE		1,298.61	2,156.32	215.66	2,371.98		14524	8.9 16.3
							DIESEL		138.57	219.55	21.96	241.51			
							ULTSD G10	168.90 P	44.42	68.21	6.82	75.03	777		
							ULT DSL	174.90 P	74.58	118.58	11.86	130.44	22405		
							ULT DSL	175.90 P	64.73	103.51	10.35	113.86	23119	714	9.1 15.9

BP Australia Pty Ltd
A.B.N. 53 004 085 616
GPO Box 1621
MELBOURNE VIC 3001

BP Plus
Fleet Control Report

Account Enquiries: BP Accounts Receivable Telephone: 1800 225 527



CITY OF COCKBURN
Accounts Payable (Invoice Only) PO
067775
PO Box 1215
BIBRA LAKE DC PRIVATE BOXES WA
6965

CITY OF COCKBURN

Account Number: 0050188034
Period Starting: 01/12/2024

Customer Number: 0115405338
Period Ending: 31/12/2024

Page: 7 of 37
Date: 31/12/2024

Card Number Vehicle/Driver	Date	Time	Purchase Location	Site No.	Receipt Number	Customer Reference	Product/Service					Odo meter (km)	KM Span	Litres/ 100km	Cents /km	
							Description	CPL Price	Litres	Total Exc GST (\$)	GST (\$)					Total Inc GST (\$)
Cost Centre 7050 15405338 03781 1HEJ525 2418 WHITE FORD RANGER UTILITY	04/12/24	11:53:46	BIBRA LAKE WA	7451	061909		DIESEL	183.73	290.30	29.03	319.33					
						TOTAL	THIS PERIOD	183.73	290.30	29.03	319.33		714	25.7	44.7	
						YEAR TO DATE	2,058.28	3,389.09	338.91	3,728.00		19591	10.5	19.0		
							DIESEL	183.73	290.30	29.03	319.33					
						TOTAL	THIS PERIOD	183.73	290.30	29.03	319.33		714	25.7	44.7	
						YEAR TO DATE	2,058.28	3,389.09	338.91	3,728.00		19591	10.5	19.0		
Cost Centre 7050 15405338 03898 1HIN859 2438 WHITE FORD RANGER UTILITY	09/12/24 18/12/24 26/12/24	10:53:26 15:20:45 09:26:10	BIBRA LAKE BIBRA LAKE SPEARWOOD WA WA WA	7451 7451 6443	062263 063099 022154		ULT DSL	172.90 P	63.39	99.64	9.96	109.60	120874	681	9.3	16.1
							DIESEL	63.39	99.64	9.96	109.60					
						TOTAL	THIS PERIOD	63.39	99.64	9.96	109.60		681	9.3	16.1	
						YEAR TO DATE	2,138.24	3,532.44	353.21	3,885.65		23125	9.2	16.8		
							DIESEL	63.39	99.64	9.96	109.60					
						TOTAL	THIS PERIOD	63.39	99.64	9.96	109.60		681	9.3	16.1	
Cost Centre 7050 15405338 03120 1GTE408 2467 WHITE FORD RANGER UTE	03/12/24 18/12/24	14:59:36 11:26:00	BIBRA LAKE COCKBURN CENTRAL WA WA	7451 7395	061841 007012		ULT DSL	172.90 P	67.58	106.23	10.62	116.85	777			
							ULT DSL	174.90 P	51.98	82.65	8.26	90.91	78985			
							ULT DSL	176.82	69.89	112.35	11.23	123.58	777			
							DIESEL	189.45	301.23	30.11	331.34					
						TOTAL	THIS PERIOD	189.45	301.23	30.11	331.34					
						YEAR TO DATE	2,008.58	3,303.83	330.38	3,634.21		17505	11.5	20.8		
Cost Centre 7050 15405338 03120 1GTE408 2467 WHITE FORD RANGER UTE	03/12/24 18/12/24	14:59:36 11:26:00	BIBRA LAKE COCKBURN CENTRAL WA WA	7451 7395	061841 007012		DIESEL	189.45	301.23	30.11	331.34					
						TOTAL	THIS PERIOD	189.45	301.23	30.11	331.34					
						YEAR TO DATE	2,008.58	3,303.83	330.38	3,634.21		17505	11.5	20.8		
							ULSD G10	168.90 P	63.67	97.76	9.78	107.54	69032	541	11.8	
	ULT DSL	175.59	72.40	115.57	11.56	127.13	69589	557	13.0	22.8						

BP Australia Pty Ltd
A.B.N. 53 004 085 616
GPO Box 1621
MELBOURNE VIC 3001

BP Plus
Fleet Control Report

Account Enquiries: BP Accounts Receivable Telephone: 1800 225 527



CITY OF COCKBURN
Accounts Payable (Invoice Only) PO
067775
PO Box 1215
BIBRA LAKE DC PRIVATE BOXES WA
6965

CITY OF COCKBURN

Account Number: 0050188034

Customer Number: 0115405338

Page: 8 of 37

Period Starting: 01/12/2024

Period Ending: 31/12/2024

Date: 31/12/2024

Card Number Vehicle/Driver	Date	Time	Purchase Location	Site No.	Receipt Number	Customer Reference	Product/Service					Odo meter (km)	KM Span	Litres/100km	Cents /km
							Description	CPL Price	Litres	Total Exc GST (\$)	GST (\$)	Total Inc GST (\$)			
Cost Centre 7050 15405338 03971 1HMI124 2497 WHITE FORD RANGER UTE	03/12/24	14:23:59	BIBRA LAKE	WA	7451	061831	DIESEL		136.07	213.33	21.34	234.67			
							TOTAL		136.07	213.33	21.34	234.67		1098	12.4
							YEAR TO DATE		1,435.64	2,381.14	238.13	2,619.27		12534	20.9
							DIESEL		136.07	213.33	21.34	234.67			
							TOTAL		136.07	213.33	21.34	234.67		1098	12.4
							YEAR TO DATE		1,435.64	2,381.14	238.13	2,619.27		12534	20.9
							ULT DSL	171.90 P	66.73	104.28	10.43	114.71	47585	585	11.4
							DIESEL		66.73	104.28	10.43	114.71			
							TOTAL		66.73	104.28	10.43	114.71		585	11.4
							YEAR TO DATE		1,628.97	2,682.85	268.29	2,951.14		10431	28.3
Cost Centre 7050 15405338 02494 1GGH334 2507 WHITE MAZDA 6 SEDAN	10/12/24	05:51:57	CANNING VALE	WA	9073	016942	DIESEL		66.73	104.28	10.43	114.71			
							TOTAL		66.73	104.28	10.43	114.71		585	11.4
							YEAR TO DATE		1,628.97	2,682.85	268.29	2,951.14		10431	28.3
							ULP UNM	158.70 P	53.38	77.01	7.70	84.71	132949	743	7.2
							M/S		53.38	77.01	7.70	84.71			
							TOTAL		53.38	77.01	7.70	84.71		743	7.2
							YEAR TO DATE		1,231.29	1,900.87	190.07	2,090.94		13090	16.0
							M/S		53.38	77.01	7.70	84.71			
							TOTAL		53.38	77.01	7.70	84.71		743	7.2
							YEAR TO DATE		1,231.29	1,900.87	190.07	2,090.94		13090	16.0
Cost Centre 7050 15405338 03708 1HCC815 2515 WHITE FORD RANGER UTILITY	19/12/24	13:54:50	SUCCESS	WA	5992	039058	ULT DSL	173.59	19.89	31.39	3.14	34.53	777		

BP Australia Pty Ltd
A.B.N. 53 004 085 616
GPO Box 1621
MELBOURNE VIC 3001

BP Plus
Fleet Control Report

Account Enquiries: BP Accounts Receivable Telephone: 1800 225 527



CITY OF COCKBURN
Accounts Payable (Invoice Only) PO
067775
PO Box 1215
BIBRA LAKE DC PRIVATE BOXES WA
6965

CITY OF COCKBURN

Account Number: 0050188034

Customer Number: 0115405338

Page: 9 of 37

Period Starting: 01/12/2024

Period Ending: 31/12/2024

Date: 31/12/2024

Card Number Vehicle/Driver	Date	Time	Purchase Location	Site No.	Receipt Number	Customer Reference	Product/Service					Odo meter (km)	KM Span	Litres/100km	Cents /km
							Description	CPL Price	Litres	Total Exc GST (\$)	GST (\$)	Total Inc GST (\$)			
Cost Centre 7050 15405338 04110 1HPF979 2523 ISUZU D-MAX UTILITY	14/12/24	13:12:07	SUCCESS	WA	5992	018210	DIESEL		19.89	31.39	3.14	34.53			
							TOTAL		19.89	31.39	3.14	34.53			
							YEAR TO DATE		748.90	1,236.02	123.62	1,359.64		3699	20.2 36.8
							DIESEL		19.89	31.39	3.14	34.53			
							TOTAL		19.89	31.39	3.14	34.53			
							YEAR TO DATE		748.90	1,236.02	123.62	1,359.64		3699	20.2 36.8
							ULT DSL	173.17	42.84	67.45	6.74	74.19	5712	128	33.5 58.0
							DIESEL		42.84	67.45	6.74	74.19			
							TOTAL		42.84	67.45	6.74	74.19		128	33.5 58.0
							YEAR TO DATE		278.71	461.71	46.15	507.86		1080	25.8 47.0
Cost Centre 7050 15405338 03849 1HHB989 2537 WHITE FORD RANGER UTILITY	12/12/24	11:29:22	PIARA WATERS	WA	1110	021153	DIESEL		42.84	67.45	6.74	74.19			
							TOTAL		42.84	67.45	6.74	74.19			
							YEAR TO DATE		278.71	461.71	46.15	507.86		128	33.5 58.0
							ULT DSL	172.90 P	66.71	104.85	10.49	115.34	68652	232	28.8 49.7
							DIESEL		66.71	104.85	10.49	115.34			
							TOTAL		66.71	104.85	10.49	115.34			
							YEAR TO DATE		1,167.36	1,916.51	191.66	2,108.17		232	28.8 49.7
							DIESEL		66.71	104.85	10.49	115.34			
							TOTAL		66.71	104.85	10.49	115.34			
							YEAR TO DATE		1,167.36	1,916.51	191.66	2,108.17		11468	10.2 18.4
Cost Centre 7050 90000765 36639 1JJD383 2556 WHITE FORD RANGER	16/12/24	08:15:17	BIBRA LAKE	WA	7451	062828	DIESEL		66.71	104.85	10.49	115.34			
							TOTAL		66.71	104.85	10.49	115.34			
							YEAR TO DATE		1,167.36	1,916.51	191.66	2,108.17		232	28.8 49.7
							ULT DSL	172.90 P	82.00	128.89	12.89	141.78	6688	1558	5.3 9.1
							DIESEL		82.00	128.89	12.89	141.78			
							TOTAL		82.00	128.89	12.89	141.78			
							YEAR TO DATE		1,167.36	1,916.51	191.66	2,108.17		11468	10.2 18.4
							DIESEL		82.00	128.89	12.89	141.78			
							TOTAL		82.00	128.89	12.89	141.78			
							YEAR TO DATE		1,167.36	1,916.51	191.66	2,108.17		11468	10.2 18.4

BP Australia Pty Ltd
A.B.N. 53 004 085 616
GPO Box 1621
MELBOURNE VIC 3001

BP Plus
Fleet Control Report

Account Enquiries: BP Accounts Receivable Telephone: 1800 225 527



CITY OF COCKBURN
Accounts Payable (Invoice Only) PO
067775
PO Box 1215
BIBRA LAKE DC PRIVATE BOXES WA
6965

CITY OF COCKBURN

Account Number: 0050188034Customer Number: 0115405338Page: 10 of 37

Period Starting: 01/12/2024Period Ending: 31/12/2024Date: 31/12/2024

Card Number Vehicle/Driver	Date	Time	Purchase Location	Site No.	Receipt Number	Customer Reference	Product/Service					Odo meter (km)	KM Span	Litres/ 100km	Cents /km
							Description	CPL Price	Litres	Total Exc GST (\$)	GST (\$)	Total Inc GST (\$)			
Cost Centre 7050 15405338 03591 1GXV149 2565 WHITE FORD RANGER UTILITY	04/12/24 19/12/24 31/12/24	06:28:26 08:59:20 10:35:02	BIBRA LAKE SUCCESS BIBRA LAKE	WA WA WA	7451 5992 7451	061875 018438 016725	DIESEL		82.00	128.89	12.89	141.78			
							TOTAL		82.00	128.89	12.89	141.78		1558	5.3
							YEAR TO DATE		401.82	625.17	62.52	687.69		5788	6.9
							DIESEL		82.00	128.89	12.89	141.78			
							TOTAL		82.00	128.89	12.89	141.78		1558	5.3
							YEAR TO DATE		401.82	625.17	62.52	687.69		5788	6.9
							ULT DSL	172.90 P	66.57	104.64	10.46	115.10	103040	840	7.9
							ULT DSL	173.59	60.18	94.97	9.50	104.47	183750		
							ULT DSL	175.90 P	65.95	105.46	10.55	116.01	104510		13.7
							DIESEL		192.70	305.07	30.51	335.58			
							TOTAL		192.70	305.07	30.51	335.58		840	22.9
Cost Centre 7050 15405338 04094 1HPP327 2575 WHITE ISUZU D-MAX UTE	04/12/24 12/12/24 21/12/24 29/12/24	08:56:15 09:22:43 13:52:45 14:47:34	BIBRA LAKE BIBRA LAKE BIBRA LAKE BIBRA LAKE	WA WA WA WA	7451 7451 7451 7451	016157 016379 063360 063656	YEAR TO DATE		2,411.80	3,968.78	396.88	4,365.66		22324	10.8
							DIESEL		192.70	305.07	30.51	335.58			
							TOTAL		192.70	305.07	30.51	335.58		840	22.9
							YEAR TO DATE		2,411.80	3,968.78	396.88	4,365.66		22324	10.8
							ULSD G10	169.90 P	58.16	89.83	8.98	98.81	50546	464	12.5
							ULT DSL	172.90 P	60.52	95.13	9.51	104.64	51047	501	12.1
							ULT DSL	175.59	56.33	89.92	8.99	98.91	51516	469	12.0
							ULT DSL	175.90 P	59.01	94.36	9.44	103.80	52033	517	11.4
							DIESEL		234.02	369.24	36.92	406.16			
							TOTAL		234.02	369.24	36.92	406.16		1951	12.0
Cost Centre 7050 15405338 02908 1GNM104 2596 WHITE MITSUBISHI TRITON UTE	03/12/24 10/12/24 13/12/24 23/12/24	10:30:03 11:42:46 12:54:36 09:28:33	BIBRA LAKE BIBRA LAKE BIBRA LAKE BIBRA LAKE	WA WA WA WA	7451 7451 7451 7451	016122 062383 062690 016604	YEAR TO DATE		2,698.88	4,431.60	443.13	4,874.73		18135	14.9
							DIESEL		234.02	369.24	36.92	406.16			
							TOTAL		234.02	369.24	36.92	406.16		1951	12.0
							YEAR TO DATE		2,698.88	4,431.60	443.13	4,874.73		18135	14.9
							ULSD G10	168.90 P	60.29	92.57	9.26	101.83	74964	533	11.3
							ULSD G10	169.90 P	53.22	82.20	8.22	90.42	75417	453	11.7
							ULSD G10	169.90 P	36.53	56.42	5.64	62.06	75736	319	11.5
							ULSD G10	172.90 P	57.89	90.99	9.10	100.09	76236	500	11.6
															20.0
															20.0

BP Australia Pty Ltd
A.B.N. 53 004 085 616
GPO Box 1621
MELBOURNE VIC 3001

BP Plus
Fleet Control Report

Account Enquiries: BP Accounts Receivable Telephone: 1800 225 527



CITY OF COCKBURN
Accounts Payable (Invoice Only) PO
067775
PO Box 1215
BIBRA LAKE DC PRIVATE BOXES WA
6965

CITY OF COCKBURN

Account Number: 0050188034Customer Number: 0115405338Page: 11 of 37

Period Starting: 01/12/2024Period Ending: 31/12/2024Date: 31/12/2024

Card Number Vehicle/Driver	Date	Time	Purchase Location	Site No.	Receipt Number	Customer Reference	Product/Service					Odo meter (km)	KM Span	Litres/ 100km	Cents /km
							Description	CPL Price	Litres	Total Exc GST (\$)	GST (\$)	Total Inc GST (\$)			
Cost Centre 7050 90000766 04643 1HOK040 2606 WHITE FORD RANGER UTILITY	04/12/24 19/12/24	14:15:22 14:42:18	BIBRA LAKE BIBRA LAKE	WA WA	7451 7451	016174 063200	DIESEL		207.93	322.18	32.22	354.40			
							TOTAL		207.93	322.18	32.22	354.40		1805	11.5
							YEAR TO DATE		1,102.29	1,708.52	170.84	1,879.36		8643	12.8
							DIESEL		207.93	322.18	32.22	354.40			
							TOTAL		207.93	322.18	32.22	354.40		1805	11.5
							YEAR TO DATE		1,102.29	1,708.52	170.84	1,879.36		8643	12.8
							ULT DSL	172.90 P	63.45	99.74	9.97	109.71	777		
							ULT DSL	174.90 P	65.58	104.27	10.43	114.70	23662		
							DIESEL		129.03	204.01	20.40	224.41			
							TOTAL		129.03	204.01	20.40	224.41		441	70.9
Cost Centre 7050 15405338 04292 1HVF574 2618 WHITE VOLKSWAGEN CADDY VAN	11/12/24	08:05:42	SUCCESS	WA	5992	038775	YEAR TO DATE		312.66	488.09	48.80	536.89			121.7
							DIESEL		129.03	204.01	20.40	224.41			
							TOTAL		129.03	204.01	20.40	224.41			
							YEAR TO DATE		1,532.89	2,519.67	251.93	2,771.60		8159	18.8
							ULT DSL	173.17	53.09	83.58	8.36	91.94	23400	884	6.0
															10.4
							DIESEL		53.09	83.58	8.36	91.94			
							TOTAL		53.09	83.58	8.36	91.94		884	6.0
							YEAR TO DATE		799.96	1,324.63	132.47	1,457.10		12311	6.5
							DIESEL		53.09	83.58	8.36	91.94			
Cost Centre 7050 15405338 04417 1GRB219 2626 WHITE MITSUBISHI TRITON UTE	03/12/24 19/12/24	09:45:40 07:47:59	BIBRA LAKE BIBRA LAKE	WA WA	7451 7451	061790 063147	YEAR TO DATE		799.96	1,324.63	132.47	1,457.10		884	6.0
							DIESEL		53.09	83.58	8.36	91.94			
							TOTAL		53.09	83.58	8.36	91.94		884	6.0
							YEAR TO DATE		799.96	1,324.63	132.47	1,457.10		12311	6.5
							ULT DSL	171.90 P	53.94	84.29	8.43	92.72	470000		
							ULSD G10	171.90 P	60.37	94.35	9.43	103.78	47400		

BP Australia Pty Ltd
A.B.N. 53 004 085 616
GPO Box 1621
MELBOURNE VIC 3001

BP Plus
Fleet Control Report

Account Enquiries: BP Accounts Receivable Telephone: 1800 225 527



CITY OF COCKBURN
Accounts Payable (Invoice Only) PO
067775
PO Box 1215
BIBRA LAKE DC PRIVATE BOXES WA
6965

CITY OF COCKBURN

Account Number: 0050188034Customer Number: 0115405338Page: 12 of 37

Period Starting: 01/12/2024Period Ending: 31/12/2024Date: 31/12/2024

Card Number Vehicle/Driver	Date	Time	Purchase Location	Site No.	Receipt Number	Customer Reference	Product/Service					Odo meter (km)	KM Span	Litres/ 100km	Cents /km
							Description	CPL Price	Litres	Total Exc GST (\$)	GST (\$)	Total Inc GST (\$)			
Cost Centre 7050 15405338 04029 1HOA671 2646 WHITE MITSUBISHI TRITON	05/12/24 12/12/24	07:58:02 19:27:36	SPEARWOOD WARNBRO	WA WA	6443 6255	021487 024504	DIESEL		114.31	178.64	17.86	196.50			
							TOTAL		114.31	178.64	17.86	196.50			
							YEAR TO DATE		1,174.89	1,934.20	193.41	2,127.61		6651	17.7 32.0
							DIESEL		114.31	178.64	17.86	196.50			
							TOTAL		114.31	178.64	17.86	196.50			
							YEAR TO DATE		1,174.89	1,934.20	193.41	2,127.61		6651	17.7 32.0
							ULT DSL	175.22	63.16	100.61	10.06	110.67	50204	628	10.1 17.6
							ULT DSL	173.17	63.32	99.68	9.97	109.65	50883	679	9.3 16.1
							DIESEL		126.48	200.29	20.03	220.32			
							TOTAL		126.48	200.29	20.03	220.32		1307	9.7 16.9
Cost Centre 7050 15405338 04037 1HOQ717 2656 FORD RANGER XL SC	05/12/24 11/12/24 19/12/24	06:17:28 13:10:46 14:09:03	COCKBURN CENTRAL COCKBURN CENTRAL COCKBURN CENTRAL	WA WA WA	7395 7395 7395	067196 067626 068150	YEAR TO DATE		1,614.96	2,635.95	263.60	2,899.55		17280	9.3 16.8
							DIESEL		126.48	200.29	20.03	220.32			
							TOTAL		126.48	200.29	20.03	220.32		1307	9.7 16.9
							YEAR TO DATE		1,614.96	2,635.95	263.60	2,899.55		17280	9.3 16.8
							ULT DSL	174.90 P	76.19	121.15	12.11	133.26	51054	632	12.1 21.1
							ULT DSL	174.90 P	76.11	121.02	12.10	133.12	51648	594	12.8 22.4
							ULT DSL	175.59	75.74	120.90	12.09	132.99	52236	588	12.9 22.6
							DIESEL		228.04	363.07	36.30	399.37			
							TOTAL		228.04	363.07	36.30	399.37		1814	12.6 22.0
							YEAR TO DATE		2,456.15	4,054.06	405.41	4,459.47		18207	13.5 24.5
Cost Centre 7050 15405338 03914 1HIN742 2667 WHITE MITSUBISHI TRITON UTE	04/12/24 11/12/24 17/12/24	11:59:39 10:47:01 09:43:40	BIBRA LAKE BIBRA LAKE SPEARWOOD	WA WA WA	7451 7451 6443	061912 062477 021865	YEAR TO DATE		2,456.15	4,054.06	405.41	4,459.47		18207	13.5 24.5
							DIESEL		228.04	363.07	36.30	399.37			
							TOTAL		228.04	363.07	36.30	399.37		1814	12.6 22.0
							YEAR TO DATE		2,456.15	4,054.06	405.41	4,459.47		18207	13.5 24.5
							ULT DSL	172.90 P	55.77	87.66	8.77	96.43	66920		
							ULT DSL	172.90 P	61.30	96.35	9.64	105.99	67393	473	13.0 22.4
							ULT DSL	173.59	61.65	97.29	9.73	107.02	67900	507	12.2 21.1

BP Australia Pty Ltd
A.B.N. 53 004 085 616
GPO Box 1621
MELBOURNE VIC 3001

BP Plus
Fleet Control Report

Account Enquiries: BP Accounts Receivable Telephone: 1800 225 527



CITY OF COCKBURN
Accounts Payable (Invoice Only) PO
067775
PO Box 1215
BIBRA LAKE DC PRIVATE BOXES WA
6965

CITY OF COCKBURN

Account Number: 0050188034
Period Starting: 01/12/2024

Customer Number: 0115405338
Period Ending: 31/12/2024

Page: 13 of 37
Date: 31/12/2024

Card Number Vehicle/Driver	Date	Time	Purchase Location	Site No.	Receipt Number	Customer Reference	Product/Service					Odo meter (km)	KM Span	Litres/ 100km	Cents /km
							Description	CPL Price	Litres	Total Exc GST (\$)	GST (\$)	Total Inc GST (\$)			
Cost Centre 7050 15405338 03823 1HGH898 2677 WHITE MITSUBISHI TRITON UTE	04/12/24 11/12/24 18/12/24 30/12/24	09:51:29 13:49:25 15:10:37 14:43:52	BIBRA LAKE COCKBURN CENTRAL FORRESTDALE COCKBURN CENTRAL	WA WA WA WA	7451 7395 8609 7395	016163 067630 133683 007255	DIESEL		178.72	281.30	28.14	309.44			
							TOTAL		178.72	281.30	28.14	309.44		980	18.2
							YEAR TO DATE		2,266.11	3,748.33	374.85	4,123.18		15671	14.5
							DIESEL		178.72	281.30	28.14	309.44			
							TOTAL		178.72	281.30	28.14	309.44		980	18.2
							YEAR TO DATE		2,266.11	3,748.33	374.85	4,123.18		15671	14.5
							ULSD G10	169.90 P	58.43	90.25	9.02	99.27	71208	398	14.7
							ULT DSL	174.90 P	51.85	82.45	8.24	90.69	71549	341	15.2
							ULT DSL	175.59	60.48	96.55	9.65	106.20	71981	432	14.0
							ULT DSL	180.75	51.28	84.26	8.43	92.69	72368	387	13.3
Cost Centre 7050 15405338 03765 1HEI019 2687 WHITE ISUZU D-MAX UTE	20/12/24 30/12/24	09:53:16 11:44:47	BIBRA LAKE BIBRA LAKE	WA WA	7451 7451	016563 016701	DIESEL		222.04	353.51	35.34	388.85			
							TOTAL		222.04	353.51	35.34	388.85		1558	14.3
							YEAR TO DATE		2,305.59	3,843.12	384.29	4,227.41		15704	14.7
							DIESEL		222.04	353.51	35.34	388.85			
							TOTAL		222.04	353.51	35.34	388.85		1558	14.3
							YEAR TO DATE		2,305.59	3,843.12	384.29	4,227.41		15704	14.7
							ULSD G10	172.90 P	64.17	100.86	10.09	110.95	17417		
							ULSD G10	172.90 P	52.18	82.02	8.20	90.22	72846		
							DIESEL		116.35	182.88	18.29	201.17			
							TOTAL		116.35	182.88	18.29	201.17			
Cost Centre 7050 15405338 04599 1IGB442 2698 WHITE ISUZU D-MAX	30/11/24 06/12/24 14/12/24 19/12/24 27/12/24	16:20:28 13:47:35 14:01:05 17:10:50 16:14:18	BIBRA LAKE BIBRA LAKE BIBRA LAKE BIBRA LAKE BIBRA LAKE	WA WA WA WA WA	7451 7451 7451 7451 7451	061623 062137 062771 063222 063601	DIESEL		116.35	182.88	18.29	201.17			
							TOTAL		116.35	182.88	18.29	201.17			
							YEAR TO DATE		1,382.51	2,332.48	233.23	2,565.71		11852	11.7
							DIESEL		116.35	182.88	18.29	201.17			
							TOTAL		116.35	182.88	18.29	201.17			
							YEAR TO DATE		1,382.51	2,332.48	233.23	2,565.71		11852	11.7
							ULSD G10	168.90 P	65.86	101.13	10.11	111.24	5392	611	10.8
							ULSD G10	169.90 P	45.81	70.75	7.08	77.83	5813	421	10.9
							ULSD G10	169.90 P	59.31	91.61	9.16	100.77	6310	497	11.9
							ULT DSL	174.90 P	62.26	98.99	9.90	108.89	6881	571	10.9
							ULSD G10	172.90 P	51.78	81.39	8.14	89.53	7321	440	11.8

BP Australia Pty Ltd
A.B.N. 53 004 085 616
GPO Box 1621
MELBOURNE VIC 3001

BP Plus
Fleet Control Report

Account Enquiries: BP Accounts Receivable Telephone: 1800 225 527



CITY OF COCKBURN
Accounts Payable (Invoice Only) PO
067775
PO Box 1215
BIBRA LAKE DC PRIVATE BOXES WA
6965

CITY OF COCKBURN

Account Number: 0050188034 Customer Number: 0115405338
Period Starting: 01/12/2024 Period Ending: 31/12/2024

Page: 14 of 37
Date: 31/12/2024

Card Number Vehicle/Driver	Date	Time	Purchase Location	Site No.	Receipt Number	Customer Reference	Product/Service					Odo meter (km)	KM Span	Litres/ 100km	Cents /km
							Description	CPL Price	Litres	Total Exc GST (\$)	GST (\$)	Total Inc GST (\$)			
Cost Centre 7050 15405338 04425 1HJA763 2706 WHITE FORD RANGER UTILITY	02/12/24 13/12/24 30/12/24	07:54:28 08:46:26 11:56:17	BIBRA LAKE BIBRA LAKE BIBRA LAKE	WA WA WA	7451 7451 7451	061672 062674 063694	DIESEL		285.02	443.87	44.39	488.26			
							TOTAL		285.02	443.87	44.39	488.26		2540	11.2
							YEAR TO DATE		827.46	1,282.12	128.20	1,410.32		7299	11.3
							DIESEL		285.02	443.87	44.39	488.26			
							TOTAL		285.02	443.87	44.39	488.26		2540	11.2
							YEAR TO DATE		827.46	1,282.12	128.20	1,410.32		7299	11.3
							ULSD G10	168.90 P	52.65	80.85	8.08	88.93	65465	451	11.7
							ULT DSL	172.90 P	72.04	113.24	11.32	124.56	66086	621	11.6
							ULSD G10	172.90 P	61.39	96.49	9.65	106.14	66697	611	10.0
							DIESEL		186.08	290.58	29.05	319.63			
							TOTAL		186.08	290.58	29.05	319.63		1683	11.1
Cost Centre 7050 15405338 03336 1GVU053 2723 WHITE ISUZU FIRE TRUCK	05/12/24 06/12/24 11/12/24 15/12/24 15/12/24 22/12/24 26/12/24	23:11:59 02:41:55 07:34:52 20:17:39 20:18:13 07:55:54 17:27:12	COCKBURN CENTRAL SUCCESS SUCCESS COCKBURN CENTRAL COCKBURN CENTRAL SUCCESS SUCCESS	WA WA WA WA WA WA WA	7395 5992 5992 7395 7395 5992 5992	067260 038560 018064 067883 067884 039158 039291	DIESEL		186.08	290.58	29.05	319.63			
							TOTAL		186.08	290.58	29.05	319.63		1683	11.1
							YEAR TO DATE		2,212.55	3,614.75	361.48	3,976.23		18586	11.9
							ULSD G10	174.90 P	30.85	49.05	4.91	53.96	36860		
							ULT DSL	174.90 P	18.00	28.62	2.86	31.48	777		
							ULT DSL	173.17	30.51	48.04	4.80	52.84	777		
							ULSD G10	174.17	30.37	48.09	4.81	52.90	38030		
							ULSD G10	174.17	35.74	56.59	5.66	62.25	777		
							ULT DSL	173.59	57.68	91.03	9.10	100.13	38208		
							ULT DSL	176.82	53.61	86.17	8.62	94.79	38247	39	137.5
							DIESEL		256.76	407.59	40.76	448.35			
							TOTAL		256.76	407.59	40.76	448.35		39	658.4
Cost Centre 7050 15405338 04458 1IAN072 2737 WHITE FORD RANGER	11/12/24	16:37:13	ARMADALE	WA	1803	002093	YEAR TO DATE		2,528.95	4,177.97	417.78	4,595.75		2165	116.8
							DIESEL		256.76	407.59	40.76	448.35			
							TOTAL		256.76	407.59	40.76	448.35		39	658.4
							YEAR TO DATE		2,528.95	4,177.97	417.78	4,595.75		2165	116.8
							ULT DSL	171.90 P	75.85	118.54	11.85	130.39	25000		

BP Australia Pty Ltd
A.B.N. 53 004 085 616
GPO Box 1621
MELBOURNE VIC 3001

BP Plus
Fleet Control Report

Account Enquiries: BP Accounts Receivable Telephone: 1800 225 527



CITY OF COCKBURN
Accounts Payable (Invoice Only) PO
067775
PO Box 1215
BIBRA LAKE DC PRIVATE BOXES WA
6965

Account Number: 0050188034 Customer Number: 0115405338
Period Starting: 01/12/2024 Period Ending: 31/12/2024

Page: 15 of 37
Date: 31/12/2024

Card Number Vehicle/Driver	Date	Time	Purchase Location	Site No.	Receipt Number	Customer Reference	Product/Service					Odo meter (km)	KM Span	Litres/ 100km	Cents /km		
							Description	CPL Price	Litres	Total Exc GST (\$)	GST (\$)					Total Inc GST (\$)	
Cost Centre 7050 15405338 01454 1EZY791 2753 TOYOTA LANDCRUISER UTILITY	03/12/24 05/12/24 26/12/24	15:11:54 23:11:08 16:59:48	2737 COCKBURN CENTRAL SUCCESS COCKBURN CENTRAL	WA WA WA	7395 5992 7395	067078 038555 068480		DIESEL	75.85	118.54	11.85	130.39					
							TOTAL	THIS PERIOD	75.85	118.54	11.85	130.39					
							YEAR TO DATE	2,065.76	3,385.67	338.58	3,724.25		11770	17.6	31.6		
								DIESEL	75.85	118.54	11.85	130.39					
							TOTAL	THIS PERIOD	75.85	118.54	11.85	130.39					
							YEAR TO DATE	2,065.76	3,385.67	338.58	3,724.25		11770	17.6	31.6		
								ULT DSL	175.90 P	21.45	34.30	3.43	37.73	29600	50	42.9	75.5
								ULT DSL	174.90 P	11.60	18.45	1.84	20.29	29698	98	11.8	20.7
								ULP UNM	166.23	2.75	4.15	0.42	4.57				
								ULT DSL	178.82	22.96	37.33	3.73	41.06	59800			
Cost Centre 7050 15405338 04151 1HRR422 2766 WHITE FORD RANGER UTE	26/12/24	16:59:48	2753 BIBRA LAKE BIBRA LAKE	WA WA WA	7395 5992 7395	067078 038555 068480		ULP UNM	170.99	5.30	8.24	0.82	9.06				
								DIESEL	56.01	90.08	9.00	99.08					
								M/S	8.05	12.39	1.24	13.63					
							TOTAL	THIS PERIOD	64.06	102.47	10.24	112.71		148	43.3	76.2	
							YEAR TO DATE	749.71	1,256.00	125.59	1,381.59		1808	41.5	76.4		
								DIESEL	56.01	90.08	9.00	99.08					
								M/S	8.05	12.39	1.24	13.63					
							TOTAL	THIS PERIOD	64.06	102.47	10.24	112.71		148	43.3	76.2	
							YEAR TO DATE	749.71	1,256.00	125.59	1,381.59		1808	41.5	76.4		
								ULT DSL	171.90 P	65.98	103.11	10.31	113.42	23961	747	8.8	15.2
Cost Centre 7050 15405338 03492 1GYK722 2777 WHITE ISUZU D-MAX UTILITY	03/12/24 17/12/24 20/12/24	17:30:24 14:57:49 07:24:45	2766 BIBRA LAKE BIBRA LAKE	WA WA WA	7451 7451 6207	061853 062983 054964		ULT DSL	174.90 P	60.44	96.10	9.61	105.71	24630	669	9.0	15.8
								DIESEL	126.42	199.21	19.92	219.13					
							TOTAL	THIS PERIOD	126.42	199.21	19.92	219.13		1416	8.9	15.5	
							YEAR TO DATE	897.77	1,469.39	146.95	1,616.34		7446	12.1	21.7		
								DIESEL	126.42	199.21	19.92	219.13					
							TOTAL	THIS PERIOD	126.42	199.21	19.92	219.13		1416	8.9	15.5	
							YEAR TO DATE	897.77	1,469.39	146.95	1,616.34		7446	12.1	21.7		
								ULT DSL	173.59	21.78	34.37	3.44	37.81	777			

BP Australia Pty Ltd
A.B.N. 53 004 085 616
GPO Box 1621
MELBOURNE VIC 3001

BP Plus
Fleet Control Report

Account Enquiries: BP Accounts Receivable Telephone: 1800 225 527



CITY OF COCKBURN
Accounts Payable (Invoice Only) PO
067775
PO Box 1215
BIBRA LAKE DC PRIVATE BOXES WA
6965

CITY OF COCKBURN

Account Number: 0050188034
Period Starting: 01/12/2024

Customer Number: 0115405338
Period Ending: 31/12/2024

Page: 16 of 37
Date: 31/12/2024

Card Number Vehicle/Driver	Date	Time	Purchase Location	Site No.	Receipt Number	Customer Reference	Product/Service					Odo meter (km)	KM Span	Litres/ 100km	Cents /km
							Description	CPL Price	Litres	Total Exc GST (\$)	GST (\$)	Total Inc GST (\$)			
Cost Centre 7050 15405338 04193 1HRS629 2784 TOYOTA LCRUSR - WHITE	06/12/24 25/12/24 26/12/24	02:21:18 11:41:49 16:15:13	SUCCESS PIARA WATERS COCKBURN CENTRAL	WA WA WA	5992 1110 7395	038558 021727 007188	DIESEL		21.78	34.37	3.44	37.81			
							TOTAL		21.78	34.37	3.44	37.81			
							YEAR TO DATE		768.55	1,235.48	123.54	1,359.02		4401	17.5 30.9
							DIESEL		21.78	34.37	3.44	37.81			
							TOTAL		21.78	34.37	3.44	37.81			
							YEAR TO DATE		768.55	1,235.48	123.54	1,359.02		4401	17.5 30.9
							ULT DSL	174.90 P	57.82	91.94	9.19	101.13	11218	279	20.7 36.2
							ULT DSL	178.82	0.99	1.61	0.16	1.77	142		
							ULT DSL	178.82	45.88	74.58	7.46	82.04	11477		
							DIESEL		104.69	168.13	16.81	184.94			
Cost Centre 7050 15405338 03872 1HIN860 2797 WHITE FORD RANGER UTE	07/12/24 16/12/24 24/12/24	11:06:57 14:36:24 09:19:47	SINGLETON BIBRA LAKE BIBRA LAKE	WA WA WA	1151 7451 7451	005607 062867 016629	TOTAL		104.69	168.13	16.81	184.94			
							YEAR TO DATE		1,065.80	1,770.08	177.01	1,947.09		4666	22.8 41.7
							DIESEL		104.69	168.13	16.81	184.94			
							TOTAL		104.69	168.13	16.81	184.94			
							YEAR TO DATE		1,065.80	1,770.08	177.01	1,947.09		4666	22.8 41.7
							ULT DSL	172.90 P	71.13	111.80	11.18	122.98	71485	816	8.7 15.1
							ULT DSL	172.90 P	68.93	108.35	10.83	119.18	72171	686	10.0 17.4
							ULT DSL	175.90 P	66.16	105.80	10.58	116.38	72925	754	8.8 15.4
							DIESEL		206.22	325.95	32.59	358.54			
							TOTAL		206.22	325.95	32.59	358.54			
Cost Centre 7050 15405338 03864 1HFX818 2808 BLUE NISSAN X-TRAIL	30/11/24 11/12/24 24/12/24	11:55:39 13:32:02 12:10:54	HUNTINGDALE SUCCESS HUNTINGDALE	WA WA WA	6117 5992 6117	006195 018090 026749	YEAR TO DATE		2,164.55	3,539.37	353.94	3,893.31			
							DIESEL		206.22	325.95	32.59	358.54			
							TOTAL		206.22	325.95	32.59	358.54			
							YEAR TO DATE		2,164.55	3,539.37	353.94	3,893.31			
							U/LP UNM	158.70 P	59.00	85.12	8.51	93.63	66404	646	9.1 14.5
							U/LP UNM	164.75	57.00	85.37	8.54	93.91	67060	656	8.7 14.3
							U/LP UNM	155.70 P	56.00	79.26	7.93	87.19	67669	609	9.2 14.3
							TOTAL		206.22	325.95	32.59	358.54			
							YEAR TO DATE		2,164.55	3,539.37	353.94	3,893.31			
							DIESEL		206.22	325.95	32.59	358.54			

BP Australia Pty Ltd
A.B.N. 53 004 085 616
GPO Box 1621
MELBOURNE VIC 3001

BP Plus
Fleet Control Report

Account Enquiries: BP Accounts Receivable Telephone: 1800 225 527



CITY OF COCKBURN
Accounts Payable (Invoice Only) PO
067775
PO Box 1215
BIBRA LAKE DC PRIVATE BOXES WA
6965

CITY OF COCKBURN

Account Number: 0050188034Customer Number: 0115405338Page: 17 of 37

Period Starting: 01/12/2024Period Ending: 31/12/2024Date: 31/12/2024

Card Number Vehicle/Driver	Date	Time	Purchase Location	Site No.	Receipt Number	Customer Reference	Product/Service					Odo meter (km)	KM Span	Litres/ 100km	Cents /km	
							Description	CPL Price	Litres	Total Exc GST (\$)	GST (\$)					Total Inc GST (\$)
Cost Centre 7050 15405338 03567 1GYU017 2836 TOYOTA CAMRY SEDAN	09/12/24 22/12/24	07:24:07 13:50:00	BELMONT BELMONT	WA WA	2244 2244	015527 016253		M/S	172.00	249.75	24.98	274.73				
							TOTAL	THIS PERIOD	172.00	249.75	24.98	274.73		1911	9.0	14.4
								YEAR TO DATE	1,607.73	2,517.78	251.79	2,769.57		18027	8.9	15.4
								M/S	172.00	249.75	24.98	274.73				
							TOTAL	THIS PERIOD	172.00	249.75	24.98	274.73		1911	9.0	14.4
								YEAR TO DATE	1,607.73	2,517.78	251.79	2,769.57		18027	8.9	15.4
Cost Centre 7050 15405338 04060 1HNM845 2857 WHITE ISUZU D-MAX UTE	08/12/24 23/12/24	16:43:59 10:15:50	BIBRA LAKE BIBRA LAKE	WA WA	7451 7451	062224 063415		ULP 95 UNM	172.83	47.82	75.14	7.51	82.65	36184		
								ULP 95 UNM	174.35	46.01	72.93	7.29	80.22	87087		
								M/S	93.83	148.07	14.80	162.87				
							TOTAL	THIS PERIOD	93.83	148.07	14.80	162.87		14944	6.7	12.6
								YEAR TO DATE	1,005.17	1,711.74	171.15	1,882.89				
								M/S	93.83	148.07	14.80	162.87		14944	6.7	12.6
Cost Centre 7050 15405338 04128 1HPR483 2867 WHITE ISUZU DMAX UTILITY	01/12/24 12/12/24 15/12/24	14:59:08 09:12:18 13:42:37	BIBRA LAKE SOUTH FREMANTLE BIBRA LAKE	WA WA WA	7451 9802 7451	061639 025063 062794		ULSD G10	169.90 P	34.42	53.16	5.32	58.48	30139		
								ULSD G10	172.90 P	64.08	100.72	10.07	110.79	38570		
								DIESEL	98.50	153.88	15.39	169.27				
							TOTAL	THIS PERIOD	98.50	153.88	15.39	169.27		6231	17.8	31.9
								YEAR TO DATE	1,107.31	1,807.54	180.74	1,988.28				
								DIESEL	98.50	153.88	15.39	169.27		6231	17.8	31.9
	TOTAL	THIS PERIOD	98.50	153.88	15.39	169.27										
	YEAR TO DATE	1,107.31	1,807.54	180.74	1,988.28											
			ULT DSL	171.90 P	53.84	84.14	8.41	92.55	29460	515	10.5	18.0				
			ULT DSL	173.17	67.95	106.97	10.70	117.67	30109	649	10.5	18.1				
			ULT DSL	172.90 P	47.84	75.20	7.52	82.72	30565	456	10.5	18.1				

BP Australia Pty Ltd
A.B.N. 53 004 085 616
GPO Box 1621
MELBOURNE VIC 3001

BP Plus
Fleet Control Report

Account Enquiries: BP Accounts Receivable Telephone: 1800 225 527



CITY OF COCKBURN
Accounts Payable (Invoice Only) PO
067775
PO Box 1215
BIBRA LAKE DC PRIVATE BOXES WA
6965

CITY OF COCKBURN

Account Number: 0050188034 Customer Number: 0115405338
Period Starting: 01/12/2024 Period Ending: 31/12/2024

Page: 18 of 37
Date: 31/12/2024

Card Number Vehicle/Driver	Date	Time	Purchase Location	Site No.	Receipt Number	Customer Reference	Product/Service					Odo meter (km)	KM Span	Litres/ 100km	Cents /km		
							Description	CPL Price	Litres	Total Exc GST (\$)	GST (\$)					Total Inc GST (\$)	
Cost Centre 7050 15405338 04011 1HJU694 2877 WHITE ISUZU D-MAX UTILITY	02/12/24 08/12/24 13/12/24 17/12/24 26/12/24	07:41:34 11:16:56 13:28:32 16:19:27 15:15:30	BIBRA LAKE BIBRA LAKE BIBRA LAKE BIBRA LAKE BIBRA LAKE	WA WA WA WA WA	7451 7451 7451 7451 7451	061670 062212 062695 062998 063557		DIESEL	169.63	266.31	26.63	292.94					
							TOTAL	THIS PERIOD	169.63	266.31	26.63	292.94		1620	10.5	18.1	
							YEAR TO DATE	2,592.26	4,302.31	430.20	4,732.51		19025	13.6	24.9		
								DIESEL	169.63	266.31	26.63	292.94					
							TOTAL	THIS PERIOD	169.63	266.31	26.63	292.94		1620	10.5	18.1	
							YEAR TO DATE	2,592.26	4,302.31	430.20	4,732.51		19025	13.6	24.9		
								ULSD G10	168.90 P	47.49	72.92	7.29	80.21	54514	421	11.3	19.1
								ULSD G10	169.90 P	45.22	69.85	6.98	76.83	54908	394	11.5	19.5
								ULSD G10	169.90 P	38.89	60.06	6.01	66.07	55242	334	11.6	19.8
								ULSD G10	171.90 P	43.60	68.14	6.81	74.95	55603	361	12.1	20.8
Cost Centre 7050 15405338 02486 1GEH032 2883 WHITE ISUZU FIRE TRUCK	11/12/24 22/12/24 25/12/24 26/12/24	07:34:30 21:05:24 16:44:05 16:10:30	SUCCESS PIARA WATERS SUCCESS COCKBURN CENTRAL	WA WA WA WA	5992 1110 5992 7395	018063 021632 039269 007187		ULSD G10	172.90 P	49.56	77.90	7.79	85.69	56011	408	12.1	21.0
								DIESEL	224.76	348.87	34.88	383.75					
							TOTAL	THIS PERIOD	224.76	348.87	34.88	383.75		1918	11.7	20.0	
							YEAR TO DATE	2,366.54	3,850.48	385.05	4,235.53		14418	16.4	29.4		
								DIESEL	224.76	348.87	34.88	383.75					
							TOTAL	THIS PERIOD	224.76	348.87	34.88	383.75		1918	11.7	20.0	
							YEAR TO DATE	2,366.54	3,850.48	385.05	4,235.53		14418	16.4	29.4		
								ULT DSL	173.17	19.17	30.18	3.02	33.20	25662	89	21.5	37.3
								ULT DSL	175.59	33.40	53.32	5.33	58.65	25852	190	17.6	30.9
							Cost Centre 7050 15405338 03096 1GSG891 2896 WHITE FORD RANGER UTE	02/12/24 07/12/24 13/12/24 19/12/24	17:13:46 13:47:58 07:52:32 08:47:20	BALDIVIS BALDIVIS BALDIVIS BALDIVIS	WA WA WA WA	7374 7374 7375 7375	094789 015388 059055 019562		ULT DSL	176.82	32.34
	ULSD G10	177.82	34.43	55.65	5.57	61.22								25940	15	229.5	408.1
	DIESEL	119.34	191.13	19.12	210.25												
TOTAL	THIS PERIOD	119.34	191.13	19.12	210.25									367	32.5	57.3	
YEAR TO DATE	2,245.59	3,709.24	370.94	4,080.18		2111								106.4	193.3		
	DIESEL	119.34	191.13	19.12	210.25												
TOTAL	THIS PERIOD	119.34	191.13	19.12	210.25									367	32.5	57.3	
YEAR TO DATE	2,245.59	3,709.24	370.94	4,080.18		2111								106.4	193.3		
	ULT DSL	175.22	37.44	59.64	5.96	65.60								123558			
	ULT DSL	175.22	51.19	81.54	8.15	89.69								125823	2265	2.3	4.0
	ULT DSL	173.17	31.12	48.99	4.90	53.89	125782										
	ULT DSL	173.59	43.39	68.47	6.85	75.32	126160	378	11.5	19.9							

BP Australia Pty Ltd
A.B.N. 53 004 085 616
GPO Box 1621
MELBOURNE VIC 3001

BP Plus
Fleet Control Report

Account Enquiries: BP Accounts Receivable Telephone: 1800 225 527



CITY OF COCKBURN
Accounts Payable (Invoice Only) PO
067775
PO Box 1215
BIBRA LAKE DC PRIVATE BOXES WA
6965

CITY OF COCKBURN

Account Number: 0050188034 Customer Number: 0115405338
Period Starting: 01/12/2024 Period Ending: 31/12/2024

Page: 19 of 37
Date: 31/12/2024

Card Number Vehicle/Driver	Date	Time	Purchase Location	Site No.	Receipt Number	Customer Reference	Product/Service					Odo meter (km)	KM Span	Litres/ 100km	Cents /km
							Description	CPL Price	Litres	Total Exc GST (\$)	GST (\$)	Total Inc GST (\$)			
Cost Centre 7050 15405338 03658 1HAO880 2913 WHITE MERCEDES SPRINTER BUS	20/12/24	15:53:43	BALDIVIS	WA	7374	097096	ULT DSL	173.59	19.36	30.55	3.06	33.61	126128		
							DIESEL		182.50	289.19	28.92	318.11			
						TOTAL	THIS PERIOD		182.50	289.19	28.92	318.11		2643	6.9
							YEAR TO DATE		2,365.86	3,906.88	390.71	4,297.59		17889	13.2
							DIESEL		182.50	289.19	28.92	318.11			
						TOTAL	THIS PERIOD		182.50	289.19	28.92	318.11		2643	6.9
							YEAR TO DATE		2,365.86	3,906.88	390.71	4,297.59		17889	13.2
	16/12/24	10:34:23	BIBRA LAKE	WA	7451	062844	ULT DSL	172.90 P	35.82	56.30	5.63	61.93	37712	302	11.9
							DIESEL		35.82	56.30	5.63	61.93			
						TOTAL	THIS PERIOD		35.82	56.30	5.63	61.93		302	11.9
Cost Centre 7050 15405338 03666 1GCX392 2943 WHITE MITSUBISHI ROSA BUS	03/12/24	08:44:57	BIBRA LAKE	WA	7451	016114	ULT DSL	171.90 P	56.25	87.90	8.79	96.69	130524	256	22.0
	10/12/24	08:56:53	BIBRA LAKE	WA	7451	062371	ULT DSL	172.90 P	49.11	77.19	7.72	84.91	130757	233	21.1
	17/12/24	08:45:11	BIBRA LAKE	WA	7451	062938	ULT DSL	174.90 P	48.11	76.49	7.65	84.14	130957	200	24.1
							DIESEL		153.47	241.58	24.16	265.74			
						TOTAL	THIS PERIOD		153.47	241.58	24.16	265.74		689	22.3
							YEAR TO DATE		2,350.32	3,861.22	386.11	4,247.33		10463	22.5
							DIESEL		153.47	241.58	24.16	265.74			
						TOTAL	THIS PERIOD		153.47	241.58	24.16	265.74		689	22.3
							YEAR TO DATE		2,350.32	3,861.22	386.11	4,247.33		10463	22.5
	17/12/24	06:56:01	PARMELIA	WA	6178	000960	ULT DSL	173.59	56.36	88.94	8.89	97.83	15737	488	11.5
Cost Centre 7050 15405338 04516 1IDY275 2966 WHITE MITSUBISHI TRITON UTE	26/12/24	11:46:34	NAVAL BASE	WA	7770	033762	ULT DSL	174.90 P	51.52	81.92	8.19	90.11	16241	504	10.2

BP Australia Pty Ltd
A.B.N. 53 004 085 616
GPO Box 1621
MELBOURNE VIC 3001

BP Plus
Fleet Control Report

Account Enquiries: BP Accounts Receivable Telephone: 1800 225 527



CITY OF COCKBURN
Accounts Payable (Invoice Only) PO
067775
PO Box 1215
BIBRA LAKE DC PRIVATE BOXES WA
6965

Account Number: 0050188034 Customer Number: 0115405338
Period Starting: 01/12/2024 Period Ending: 31/12/2024

Page: 20 of 37
Date: 31/12/2024

CITY OF COCKBURN

Card Number Vehicle/Driver	Date	Time	Purchase Location	Site No.	Receipt Number	Customer Reference	Product/Service					Odo meter (km)	KM Span	Litres/100km	Cents /km
							Description	CPL Price	Litres	Total Exc GST (\$)	GST (\$)	Total Inc GST (\$)			
Cost Centre 7050 15405338 03674 1EWR786 2993 WHITE MITSUBISHI ROSA BUS	04/12/24 10/12/24 12/12/24	08:59:43 10:06:45 15:07:56	BIBRA LAKE BIBRA LAKE BIBRA LAKE	WA WA WA	7451 7451 7451	016158 062380 062628	DIESEL		107.88	170.86	17.08	187.94			
							TOTAL		107.88	170.86	17.08	187.94		992	10.9
							YEAR TO DATE		1,586.72	2,576.90	257.65	2,834.55		13355	11.9
							DIESEL		107.88	170.86	17.08	187.94			
							TOTAL		107.88	170.86	17.08	187.94		992	10.9
							YEAR TO DATE		1,586.72	2,576.90	257.65	2,834.55		13355	11.9
							ULSD G10	169.90 P	48.28	74.57	7.46	82.03	144031	237	20.4
							ULSD G10	169.90 P	66.40	102.55	10.26	112.81	144377	346	19.2
							ULSD G10	169.90 P	36.31	56.08	5.61	61.69	144540	163	22.3
							DIESEL		150.99	233.20	23.33	256.53			
Cost Centre 7050 15405338 03740 1HCL935 4255 WHITE FORD RANGER UTILITY	12/12/24	13:47:40	NAVAL BASE	WA	7770	032751	TOTAL		150.99	233.20	23.33	256.53		746	20.2
							YEAR TO DATE		3,004.60	4,914.82	491.44	5,406.26		14075	21.3
							DIESEL		150.99	233.20	23.33	256.53			
							TOTAL		150.99	233.20	23.33	256.53		746	20.2
							YEAR TO DATE		3,004.60	4,914.82	491.44	5,406.26		14075	21.3
							ULT DSL	166.90 P	73.69	111.81	11.18	122.99	71600	669	11.0
							DIESEL		73.69	111.81	11.18	122.99			
							TOTAL		73.69	111.81	11.18	122.99		669	11.0
							YEAR TO DATE		1,924.02	3,139.85	313.98	3,453.83		17746	10.8
							DIESEL		73.69	111.81	11.18	122.99			
Cost Centre 7050 15405338 04367 1GLP881 4264 SILVER FORD FOCUS HATCH	03/12/24 16/12/24	08:11:25 08:49:23	SPEARWOOD SPEARWOOD	WA WA	6443 6443	021408 021830	TOTAL		73.69	111.81	11.18	122.99		669	11.0
							YEAR TO DATE		1,924.02	3,139.85	313.98	3,453.83		17746	10.8
							DIESEL		73.69	111.81	11.18	122.99			
							TOTAL		73.69	111.81	11.18	122.99		669	11.0
							YEAR TO DATE		1,924.02	3,139.85	313.98	3,453.83		17746	10.8
							ULP UNM	152.70 P	42.17	58.54	5.85	64.39	124201	415	10.2
							ULP UNM	159.70 P	40.99	59.51	5.95	65.46	124598	397	10.3
							DIESEL		73.69	111.81	11.18	122.99			
							TOTAL		73.69	111.81	11.18	122.99		669	11.0
							YEAR TO DATE		1,924.02	3,139.85	313.98	3,453.83		17746	10.8

BP Australia Pty Ltd
A.B.N. 53 004 085 616
GPO Box 1621
MELBOURNE VIC 3001

BP Plus
Fleet Control Report

Account Enquiries: BP Accounts Receivable Telephone: 1800 225 527



CITY OF COCKBURN
Accounts Payable (Invoice Only) PO
067775
PO Box 1215
BIBRA LAKE DC PRIVATE BOXES WA
6965

CITY OF COCKBURN

Account Number: 0050188034

Customer Number: 0115405338

Page: 21 of 37

Period Starting: 01/12/2024

Period Ending: 31/12/2024

Date: 31/12/2024

Card Number Vehicle/Driver	Date	Time	Purchase Location	Site No.	Receipt Number	Customer Reference	Product/Service					Odo meter (km)	KM Span	Litres/ 100km	Cents /km
							Description	CPL Price	Litres	Total Exc GST (\$)	GST (\$)	Total Inc GST (\$)			
Cost Centre 7050 90000764 46003 11JK529 4295 WHITE FORD RANGER	13/12/24	10:55:19	BIBRA LAKE	WA	7451	016415	M/S		83.16	118.05	11.80	129.85			
							TOTAL		83.16	118.05	11.80	129.85		812	10.2
							YEAR TO DATE		972.61	1,515.50	151.54	1,667.04		8496	11.4
							M/S		83.16	118.05	11.80	129.85			
							TOTAL		83.16	118.05	11.80	129.85		812	10.2
							YEAR TO DATE		972.61	1,515.50	151.54	1,667.04		8496	11.4
							ULT DSL	172.90 P	71.49	112.37	11.24	123.61	4765	692	10.3
							DIESEL		71.49	112.37	11.24	123.61			
							TOTAL		71.49	112.37	11.24	123.61		692	10.3
							YEAR TO DATE		429.73	661.34	66.13	727.47		3578	12.0
Cost Centre 7050 15405338 04342 1GYZ376 4491 MINOR PLANT - WHITE TRITON	03/12/24 16/12/24	11:58:28 16:35:18	NAVAL BASE NAVAL BASE	WA WA	7770	031993 033060	DIESEL		71.49	112.37	11.24	123.61			
							TOTAL		71.49	112.37	11.24	123.61		692	10.3
							YEAR TO DATE		429.73	661.34	66.13	727.47		3578	12.0
							ULP 95 UNM	167.70 P	36.71	55.96	5.60	61.56	777		
							ULP UNM	155.70 P	62.12	87.93	8.79	96.72	80497		
							M/S		98.83	143.89	14.39	158.28			
							TOTAL		98.83	143.89	14.39	158.28			
							YEAR TO DATE		154.31	227.97	22.80	250.77			
							M/S		98.83	143.89	14.39	158.28			
							TOTAL		98.83	143.89	14.39	158.28			
Cost Centre 7050 15405338 04607 1IGP085 5044 WHITE FORD RANGER	02/12/24	07:44:37	BIBRA LAKE	WA	7451	061671	YEAR TO DATE		154.31	227.97	22.80	250.77			
							ULSD G10	168.90 P	62.17	95.46	9.55	105.01	5974	690	9.0

BP Australia Pty Ltd
A.B.N. 53 004 085 616
GPO Box 1621
MELBOURNE VIC 3001

BP Plus
Fleet Control Report

Account Enquiries: BP Accounts Receivable Telephone: 1800 225 527



CITY OF COCKBURN
Accounts Payable (Invoice Only) PO
067775
PO Box 1215
BIBRA LAKE DC PRIVATE BOXES WA
6965

CITY OF COCKBURN

Account Number: 0050188034

Customer Number: 0115405338

Page: 22 of 37

Period Starting: 01/12/2024

Period Ending: 31/12/2024

Date: 31/12/2024

Card Number Vehicle/Driver	Date	Time	Purchase Location	Site No.	Receipt Number	Customer Reference	Product/Service					Odo meter (km)	KM Span	Litres/ 100km	Cents /km
							Description	CPL Price	Litres	Total Exc GST (\$)	GST (\$)	Total Inc GST (\$)			
Cost Centre 7050 15405338 04557 11CV817 5212 VOLKSWAGEN CADDY WHITE	17/12/24	08:23:31	BIBRA LAKE WA	7451	062935		DIESEL		62.17	95.46	9.55	105.01			
							TOTAL		62.17	95.46	9.55	105.01		690	9.0
							YEAR TO DATE		527.93	825.25	82.53	907.78		5294	10.0
							DIESEL		62.17	95.46	9.55	105.01			
							TOTAL		62.17	95.46	9.55	105.01		690	9.0
							YEAR TO DATE		527.93	825.25	82.53	907.78		5294	10.0
Cost Centre 7050 15405338 03534 1GYO868 5251 WHITE FORD TRANSIT VAN	01/12/24 06/12/24 15/12/24 22/12/24	11:03:59 17:01:20 09:18:22 14:04:35	BIBRA LAKE WA BIBRA LAKE WA BIBRA LAKE WA BIBRA LAKE WA	7451 7451 7451 7451	061634 062158 062785 063386		ULSD G10	171.90 P	48.98	76.55	7.65	84.20	0		
							DIESEL		48.98	76.55	7.65	84.20			
							TOTAL		48.98	76.55	7.65	84.20			
							YEAR TO DATE		530.69	839.82	83.98	923.80			
							DIESEL		48.98	76.55	7.65	84.20			
							TOTAL		48.98	76.55	7.65	84.20			
Cost Centre 7050 15405338 03880 1HGO065 5404 WHITE VW TIGUAN WAGON	06/12/24	08:09:42	BIBRA LAKE WA	7451	062108		ULSD G10	168.90 P	33.46	51.37	5.14	56.51	681686		
							ULT DSL	172.90 P	62.52	98.27	9.83	108.10	68518		
							ULT DSL	172.90 P	59.93	94.20	9.42	103.62	69114	596	10.1
							ULT DSL	175.59	59.90	95.62	9.56	105.18	69654	540	11.1
							DIESEL		215.81	339.46	33.95	373.41			17.4
							TOTAL		215.81	339.46	33.95	373.41		1136	19.0
							YEAR TO DATE		1,604.37	2,643.69	264.35	2,908.04		12935	22.5
							DIESEL		215.81	339.46	33.95	373.41			
							TOTAL		215.81	339.46	33.95	373.41		1136	19.0
							YEAR TO DATE		1,604.37	2,643.69	264.35	2,908.04		12935	22.5
							BP ULT UNM	180.55	49.05	80.51	8.05	88.56	26018	530	9.3
															16.7

BP Australia Pty Ltd
A.B.N. 53 004 085 616
GPO Box 1621
MELBOURNE VIC 3001

BP Plus
Fleet Control Report

Account Enquiries: BP Accounts Receivable Telephone: 1800 225 527



CITY OF COCKBURN
Accounts Payable (Invoice Only) PO
067775
PO Box 1215
BIBRA LAKE DC PRIVATE BOXES WA
6965

CITY OF COCKBURN

Account Number: 0050188034Customer Number: 0115405338Page: 23 of 37

Period Starting: 01/12/2024Period Ending: 31/12/2024Date: 31/12/2024

Card Number Vehicle/Driver	Date	Time	Purchase Location	Site No.	Receipt Number	Customer Reference	Product/Service					Odo meter (km)	KM Span	Litres/100km	Cents /km
							Description	CPL Price	Litres	Total Exc GST (\$)	GST (\$)	Total Inc GST (\$)			
Cost Centre 7050 15405338 04318 1HXK969 5424 WHITE VOLKSWAGEN T-ROC	09/12/24	08:21:25	SPEARWOOD	WA	6443	021603	M/S		49.05	80.51	8.05	88.56			
							TOTAL		49.05	80.51	8.05	88.56		530	9.3
							YEAR TO DATE		478.37	813.64	81.38	895.02		5053	9.5
							M/S		49.05	80.51	8.05	88.56			
							TOTAL		49.05	80.51	8.05	88.56		530	9.3
							YEAR TO DATE		478.37	813.64	81.38	895.02		5053	9.5
							ULP 95 UNM	172.83	41.00	64.42	6.44	70.86	16013	487	8.4
							M/S		41.00	64.42	6.44	70.86			
							TOTAL		41.00	64.42	6.44	70.86		487	8.4
							YEAR TO DATE		804.37	1,324.69	132.45	1,457.14		9194	8.7
Cost Centre 7050 15405338 03716 1HBW349 5463 WHITE FORD RANGER UTILITY	09/12/24 18/12/24 24/12/24	06:19:06 06:19:26 15:17:28	BIBRA LAKE BIBRA LAKE BIBRA LAKE	WA	7451	016253 063025 063523	M/S		41.00	64.42	6.44	70.86			
							TOTAL		41.00	64.42	6.44	70.86		487	8.4
							YEAR TO DATE		804.37	1,324.69	132.45	1,457.14		9194	8.7
							ULT DSL	172.90 P	49.75	78.20	7.82	86.02	44872	528	9.4
							ULT DSL	174.90 P	41.80	66.46	6.65	73.11	45319	447	9.4
							ULT DSL	175.90 P	27.89	44.60	4.46	49.06	45613	294	9.5
							DIESEL		119.44	189.26	18.93	208.19			
							TOTAL		119.44	189.26	18.93	208.19		1269	9.4
							YEAR TO DATE		1,041.46	1,679.34	167.93	1,847.27		10613	9.8
							DIESEL		119.44	189.26	18.93	208.19			
Cost Centre 7050 90000768 57183 1IKQ367 5474 WHITE HYUNDAI I30	24/12/24	10:01:21	COCKBURN CENTRAL	WA	7395	068406	TOTAL		119.44	189.26	18.93	208.19		1269	9.4
							YEAR TO DATE		1,041.46	1,679.34	167.93	1,847.27		10613	9.8
							ULP UNM	163.70 P	26.49	39.42	3.94	43.36	777		

BP Australia Pty Ltd
A.B.N. 53 004 085 616
GPO Box 1621
MELBOURNE VIC 3001

BP Plus
Fleet Control Report

Account Enquiries: BP Accounts Receivable Telephone: 1800 225 527



CITY OF COCKBURN
Accounts Payable (Invoice Only) PO
067775
PO Box 1215
BIBRA LAKE DC PRIVATE BOXES WA
6965

CITY OF COCKBURN

Account Number: 0050188034Customer Number: 0115405338Page: 24 of 37

Period Starting: 01/12/2024Period Ending: 31/12/2024Date: 31/12/2024

Card Number Vehicle/Driver	Date	Time	Purchase Location	Site No.	Receipt Number	Customer Reference	Product/Service					Odo meter (km)	KM Span	Litres/ 100km	Cents /km
							Description	CPL Price	Litres	Total Exc GST (\$)	GST (\$)	Total Inc GST (\$)			
Cost Centre 7050 15405338 04185 1HSD237 5494 WHITE MITSUBISHI TRITON UTE	08/12/24 13/12/24 19/12/24	13:56:49 10:03:59 10:20:14	WILLETTON BIBRA LAKE SPEARWOOD	WA WA WA	6508 7451 6443	071164 016413 021943	M/S		26.49	39.42	3.94	43.36			
							TOTAL		26.49	39.42	3.94	43.36			
							THIS PERIOD		26.49	39.42	3.94	43.36			
							YEAR TO DATE		26.49	39.42	3.94	43.36			
							M/S		26.49	39.42	3.94	43.36			
							TOTAL		26.49	39.42	3.94	43.36			
							THIS PERIOD		26.49	39.42	3.94	43.36			
							YEAR TO DATE		26.49	39.42	3.94	43.36			
							ULT DSL	174.90 P	62.09	98.73	9.87	108.60	538738		
							ULT DSL	172.90 P	61.79	97.12	9.71	106.83	54478		
Cost Centre 7050 15405338 04268 1HUL717 5504 WHITE FORD RANGER UTE	11/12/24 30/12/24	15:28:51 12:11:48	BIBRA LAKE BIBRA LAKE	WA WA	7451 7451	062516 063697	ULT DSL	173.59	66.37	104.74	10.47	115.21	55125	647	10.3
							DIESEL		190.25	300.59	30.05	330.64			
							TOTAL		190.25	300.59	30.05	330.64		647	29.4
							THIS PERIOD		190.25	300.59	30.05	330.64		647	29.4
							YEAR TO DATE		2,727.03	4,465.65	446.56	4,912.21		21820	22.5
							DIESEL		190.25	300.59	30.05	330.64			
							TOTAL		190.25	300.59	30.05	330.64		647	29.4
							THIS PERIOD		190.25	300.59	30.05	330.64		647	29.4
							YEAR TO DATE		2,727.03	4,465.65	446.56	4,912.21		21820	22.5
							ULSD G10	169.90 P	75.15	116.07	11.61	127.68	42300		
Cost Centre 7050 15405338 04466 1HHE012 5523 WHITE FORD RANGER UTILITY	09/12/24	16:33:42	BIBRA LAKE	WA	7451	062309	ULSD G10		69.24	108.84	10.88	119.72	35000		
							DIESEL		144.39	224.91	22.49	247.40			
							TOTAL		144.39	224.91	22.49	247.40			
							THIS PERIOD		144.39	224.91	22.49	247.40			
							YEAR TO DATE		1,640.08	2,694.91	269.51	2,964.42		16146	10.2
							DIESEL		144.39	224.91	22.49	247.40			
							TOTAL		144.39	224.91	22.49	247.40			
							THIS PERIOD		144.39	224.91	22.49	247.40			
							YEAR TO DATE		1,640.08	2,694.91	269.51	2,964.42		16146	10.2
							ULSD G10	169.90 P	73.31	113.23	11.32	124.55	38364	951	7.7

BP Australia Pty Ltd
A.B.N. 53 004 085 616
GPO Box 1621
MELBOURNE VIC 3001

BP Plus Fleet Control Report

Account Enquiries: BP Accounts Receivable Telephone: 1800 225 527



CITY OF COCKBURN
Accounts Payable (Invoice Only) PO
067775
PO Box 1215
BIBRA LAKE DC PRIVATE BOXES WA
6965

CITY OF COCKBURN

Account Number: **0050188034**
Period Starting: **01/12/2024**

Customer Number: **0115405338**
Period Ending: **31/12/2024**

Page: 25 of 37
Date: 31/12/2024

Card Number Vehicle/Driver	Date	Time	Purchase Location	Site No.	Receipt Number	Customer Reference	Product/Service					Odo meter (km)	KM Span	Litres/100km	Cents /km
							Description	CPL Price	Litres	Total Exc GST (\$)	GST (\$)	Total Inc GST (\$)			
Cost Centre 7050 15405338 03542 1GYZ082 5542 WHITE SUBARU FORESTER WAGON	10/12/24 24/12/24	16:10:17 13:23:04	SPEARWOOD SPEARWOOD	WA WA	6443 6443	021667 022124	DIESEL		73.31	113.23	11.32	124.55			
							TOTAL		73.31	113.23	11.32	124.55		951	7.7
							YEAR TO DATE		903.14	1,482.39	148.23	1,630.62		6906	13.1
							DIESEL		73.31	113.23	11.32	124.55			
							TOTAL		73.31	113.23	11.32	124.55		951	7.7
							YEAR TO DATE		903.14	1,482.39	148.23	1,630.62		6906	13.1
							ULP UNM	152.70	P 49.66	68.94	6.89	75.83	777		
							ULP UNM	155.70	P 48.05	68.01	6.80	74.81	777		
Cost Centre 7050 15405338 03773 1HDY134 5552 WHITE ISUZU MUX WAGON	05/12/24 11/12/24 19/12/24 24/12/24 24/12/24	10:43:01 13:33:42 20:31:09 07:48:54 21:42:18	BIBRA LAKE BIBRA LAKE WILLETTON PIARA WATERS SUCCESS	WA WA WA WA WA	7451 7451 1812 1110 5992	016199 062497 020190 021681 018604	M/S		97.71	136.95	13.69	150.64			
							TOTAL		97.71	136.95	13.69	150.64		1000	88.5
							YEAR TO DATE		884.97	1,357.85	135.77	1,493.62			149.4
							M/S		97.71	136.95	13.69	150.64			
							TOTAL		97.71	136.95	13.69	150.64		1000	88.5
							YEAR TO DATE		884.97	1,357.85	135.77	1,493.62			149.4
							ULSD G10	169.90	P 52.78	81.52	8.15	89.67	27984	428	12.3
							ULT DSL	172.90	P 38.76	60.93	6.09	67.02	777		21.0
Cost Centre 7050 90000765 40227 1UJZ777 5702 WHITE ISUZU D-MAX	05/12/24 07/12/24 10/12/24 11/12/24	11:36:37 23:30:45 04:41:23 04:01:30	BIBRA LAKE SPEARWOOD SPEARWOOD COCKBURN CENTRAL	WA WA WA WA	7451 6443 6443 7395	016203 021566 021637 006821	ULT DSL	174.59	29.94	47.52	4.75	52.27	28467		
							ULT DSL	178.82	44.11	71.71	7.17	78.88	777		
							ULT DSL	176.82	33.98	54.62	5.46	60.08	29215		
							DIESEL		199.57	316.30	31.62	347.92			
							TOTAL		199.57	316.30	31.62	347.92		428	46.6
							YEAR TO DATE		780.98	1,278.35	127.82	1,406.17		5435	14.4
							DIESEL		199.57	316.30	31.62	347.92			
							TOTAL		199.57	316.30	31.62	347.92		428	46.6
Cost Centre 7050 90000765 40227 1UJZ777 5702 WHITE ISUZU D-MAX	05/12/24 07/12/24 10/12/24 11/12/24	11:36:37 23:30:45 04:41:23 04:01:30	BIBRA LAKE SPEARWOOD SPEARWOOD COCKBURN CENTRAL	WA WA WA WA	7451 6443 6443 7395	016203 021566 021637 006821	ULT DSL	172.90	P 53.76	84.50	8.45	92.95	255	512	12.5
							ULT DSL	175.22	64.18	102.23	10.22	112.45	767		22.0
							ULT DSL	173.17	56.19	88.46	8.85	97.31	1247	480	11.7
							ULT DSL	174.90	P 24.71	39.29	3.93	43.22	1461	214	11.5
							ULT DSL								20.2
							ULT DSL								
							ULT DSL								
							ULT DSL								

BP Australia Pty Ltd
A.B.N. 53 004 085 616
GPO Box 1621
MELBOURNE VIC 3001

BP Plus
Fleet Control Report

Account Enquiries: BP Accounts Receivable Telephone: 1800 225 527



CITY OF COCKBURN
Accounts Payable (Invoice Only) PO
067775
PO Box 1215
BIBRA LAKE DC PRIVATE BOXES WA
6965

CITY OF COCKBURN
Account Number: 0050188034
Period Starting: 01/12/2024
Customer Number: 0115405338
Period Ending: 31/12/2024

Page: 26 of 37
Date: 31/12/2024

Card Number Vehicle/Driver	Date	Time	Purchase Location		Site No.	Receipt Number	Customer Reference	Product/Service					Odo meter (km)	KM Span	Litres/ 100km	Cents /km	
								Description	CPL Price	Litres	Total Exc GST (\$)	GST (\$)					Total Inc GST (\$)
Cost Centre	12/12/24	17:11:20	BIBRA LAKE	WA	7451	062634		ULT DSL	172.90 P	30.15	47.39	4.74	52.13	1730	269	11.2	19.4
	13/12/24	16:48:18	BIBRA LAKE	WA	7451	062722		ULT DSL	172.90 P	35.00	55.02	5.50	60.52	2076	346	10.1	17.5
	14/12/24	16:47:29	BIBRA LAKE	WA	7451	062775		ULT DSL	172.90 P	29.59	46.51	4.65	51.16	2311	235	12.6	21.8
	16/12/24	16:48:37	BIBRA LAKE	WA	7451	062878		ULSD G10	169.90 P	29.03	44.84	4.48	49.32	2727	416	7.0	11.9
	17/12/24	04:53:03	SPEARWOOD	WA	6443	021856		ULT DSL	173.59	26.73	42.18	4.22	46.40	2874	147	18.2	31.6
	17/12/24	16:22:35	BIBRA LAKE	WA	7451	063002		ULT DSL	174.90 P	16.52	26.26	2.63	28.89	2981	107	15.4	27.0
	18/12/24	04:55:23	BIBRA LAKE	WA	7451	063020		ULT DSL	174.90 P	14.70	23.37	2.34	25.71	3154	173	8.5	14.9
	20/12/24	05:35:41	BIBRA LAKE	WA	7451	063229		ULT DSL	174.90 P	47.82	76.04	7.60	83.64	3522	368	13.0	22.7
	22/12/24	04:59:11	COCKBURN CENTRAL	WA	7395	068294		ULT DSL	175.59	50.54	80.67	8.07	88.74	3970	448	11.3	19.8
	23/12/24	15:51:52	COCKBURN CENTRAL	WA	7395	007118		ULT DSL	178.82	43.48	70.68	7.07	77.75	4399	429	10.1	18.1
	25/12/24	16:30:29	COCKBURN CENTRAL	WA	7395	068453		ULT DSL	178.82	41.71	67.81	6.78	74.59	4753	354	11.8	21.1
	26/12/24	17:09:30	BIBRA LAKE	WA	7451	063558		ULT DSL	175.90 P	31.51	50.39	5.04	55.43	5042	289	10.9	19.2
	27/12/24	05:14:39	BIBRA LAKE	WA	7451	063560		ULT DSL	175.90 P	14.82	23.70	2.37	26.07	2452			
	27/12/24	17:20:32	BIBRA LAKE	WA	7451	063603		ULT DSL	175.90 P	20.39	32.61	3.26	35.87	5386	2934	0.7	1.2
	28/12/24	16:24:39	BIBRA LAKE	WA	7451	063641		ULT DSL	175.90 P	26.75	42.77	4.28	47.05	5618	232	11.5	20.3
	29/12/24	04:56:18	SPEARWOOD	WA	6443	022212		ULT DSL	176.82	13.79	22.16	2.22	24.38	5761	143	9.6	17.0
	30/12/24	04:57:42	SPEARWOOD	WA	6443	022232		ULT DSL	178.75	33.17	53.90	5.39	59.29	6071	310	10.7	19.1
	30/12/24	17:15:37	BIBRA LAKE	WA	7451	063718		ULT DSL	175.90 P	14.49	23.17	2.32	25.49	6191	120	12.1	21.2
								DIESEL		719.03	1143.95	114.41	1258.36				
							TOTAL	THIS PERIOD		719.03	1,143.95	114.41	1,258.36		8526	8.4	14.8
								YEAR TO DATE		719.03	1,143.95	114.41	1,258.36		8526	8.4	14.8
								DIESEL		719.03	1143.95	114.41	1258.36				
							TOTAL	THIS PERIOD		719.03	1,143.95	114.41	1,258.36		8526	8.4	14.8
								YEAR TO DATE		719.03	1,143.95	114.41	1,258.36		8526	8.4	14.8
7050 15405338 03609 1GZL076 5711 WHITE NISSAN QASHQAI SUV	06/12/24	14:22:25	SPEARWOOD	WA	6443	021523		ULP UNM	165.70 P	44.53	67.08	6.71	73.79	229747	417	10.7	17.7
	07/12/24	22:40:13	COCKBURN CENTRAL	WA	7395	067406		ULP UNM	163.70 P	28.30	42.12	4.21	46.33	230007	260	10.9	17.8
	28/12/24	05:41:57	BIBRA LAKE	WA	7451	063612		ULP UNM	170.99	21.72	33.76	3.38	37.14	250585			
	29/12/24	04:41:11	SUCCESS	WA	5992	018670		ULP UNM	163.70 P	23.65	35.20	3.52	38.72	250676	91	26.0	42.5
	30/12/24	05:42:51	BIBRA LAKE	WA	7451	063661		ULP UNM	163.70 P	26.78	39.85	3.99	43.84	230913			
								M/S		144.98	218.01	21.81	239.82				
							TOTAL	THIS PERIOD		144.98	218.01	21.81	239.82		768	18.9	31.2
							YEAR TO DATE		4,732.72	7,532.14	753.22	8,285.36		34452	13.7	24.0	

BP Australia Pty Ltd
A.B.N. 53 004 085 616
GPO Box 1621
MELBOURNE VIC 3001

BP Plus Fleet Control Report

Account Enquiries: BP Accounts Receivable Telephone: 1800 225 527



CITY OF COCKBURN
Accounts Payable (Invoice Only) PO
067775
PO Box 1215
BIBRA LAKE DC PRIVATE BOXES WA
6965

CITY OF COCKBURN

Account Number: **0050188034**
Period Starting: **01/12/2024**

Customer Number: **0115405338**
Period Ending: **31/12/2024**

Page: 27 of 37
Date: 31/12/2024

Card Number Vehicle/Driver	Date	Time	Purchase Location	Site No.	Receipt Number	Customer Reference	Product/Service					Odo meter (km)	KM Span	Litres/100km	Cents/km
							Description	CPL Price	Litres	Total Exc GST (\$)	GST (\$)	Total Inc GST (\$)			
Cost Centre			5711				M/S		144.98	218.01	21.81	239.82			
							TOTAL	THIS PERIOD	144.98	218.01	21.81	239.82		768	18.9
							YEAR TO DATE		4,732.72	7,532.14	753.22	8,285.36		34452	13.7
7050 15405338 04565 11FA295 5722 FORD RANGER WHITE	30/11/24	05:19:31	BIBRA LAKE	WA	7451	061584	ULT DSL	171.90 P	40.80	63.76	6.38	70.14	15261	394	10.4
			COCKBURN CENTRAL	WA	7395	006609	ULT DSL	175.12	36.06	57.41	5.74	63.15	15626	365	9.9
			BIBRA LAKE	WA	7451	061642	ULT DSL	171.90 P	20.32	31.75	3.18	34.93	15860	234	8.7
			BIBRA LAKE	WA	7451	061649	ULT DSL	171.90 P	18.74	29.28	2.93	32.21	16054	194	9.7
			BIBRA LAKE	WA	7451	061735	ULT DSL	171.90 P	14.43	22.55	2.26	24.81	16100	46	31.4
			BIBRA LAKE	WA	7451	061754	ULT DSL	171.90 P	16.19	25.30	2.53	27.83	16411	311	5.2
			BIBRA LAKE	WA	7451	061851	ULT DSL	171.90 P	10.76	16.82	1.68	18.50	16517	106	10.2
			BIBRA LAKE	WA	7451	061867	ULT DSL	171.90 P	13.31	20.80	2.08	22.88	16641	124	10.7
			BIBRA LAKE	WA	7451	062075	ULT DSL	172.90 P	34.24	53.82	5.38	59.20	17008	367	9.3
			SUCCESS	WA	5992	038704	ULT DSL	173.17	36.06	56.77	5.68	62.45	17366	358	10.1
			BIBRA LAKE	WA	7451	062416	ULT DSL	172.90 P	21.02	33.04	3.30	36.34	17567	201	10.5
			BIBRA LAKE	WA	7451	062540	ULT DSL	172.90 P	33.06	51.96	5.20	57.16	17838	271	12.2
			BIBRA LAKE	WA	7451	062636	ULT DSL	172.90 P	38.92	61.17	6.12	67.29	18200	362	10.8
			BIBRA LAKE	WA	7451	062642	ULT DSL	172.90 P	19.96	31.37	3.14	34.51	18360	160	12.5
			BIBRA LAKE	WA	7451	062730	ULT DSL	172.90 P	22.72	35.71	3.57	39.28	18583	223	10.2
			BIBRA LAKE	WA	7451	062810	ULT DSL	172.90 P	36.60	57.53	5.75	63.28	1894		
			BIBRA LAKE	WA	7451	062903	ULT DSL	172.90 P	21.34	33.55	3.35	36.90	19177		
			BIBRA LAKE	WA	7451	063320	ULT DSL	175.59	17.65	28.17	2.82	30.99	19347	170	10.4
			SPEARWOOD	WA	6443	022025	ULT DSL	173.59	16.11	25.43	2.54	27.97	19474	127	12.7
			COCKBURN CENTRAL	WA	7395	068335	ULT DSL	175.59	23.15	36.95	3.70	40.65	19703	229	10.1
			SPEARWOOD	WA	6443	022136	ULT DSL	176.82	32.16	51.70	5.17	56.87	19974	271	11.9
			SUCCESS	WA	5992	039344	ULT DSL	176.82	61.21	98.39	9.84	108.23	20558	584	10.5
			SUCCESS	WA	5992	039394	ULT DSL	176.82	22.16	35.62	3.56	39.18	20938	380	5.8
			SPEARWOOD	WA	6443	022259	ULT DSL	178.75	42.49	69.05	6.90	75.95	21141	203	20.9
							DIESEL		649.46	1027.90	102.80	1130.70			
							TOTAL	THIS PERIOD	649.46	1,027.90	102.80	1,130.70		5680	11.4
							YEAR TO DATE		2,141.94	3,308.50	330.83	3,639.33		18560	11.5
Cost Centre			5722				DIESEL		649.46	1027.90	102.80	1130.70			
							TOTAL	THIS PERIOD	649.46	1,027.90	102.80	1,130.70		5680	11.4
							YEAR TO DATE		2,141.94	3,308.50	330.83	3,639.33		18560	11.5
7050 15405338 04474 11BU371 5732 FORD RANGER WHITE	30/11/24	05:03:41	BIBRA LAKE	WA	7451	061583	ULT DSL	171.90 P	20.17	31.52	3.15	34.67	54114	218	9.3
			SPEARWOOD	WA	6443	021359	ULT DSL	173.12	26.27	41.35	4.13	45.48	54336	222	11.8
			BIBRA LAKE	WA	7451	061644	ULT DSL	171.90 P	18.26	28.54	2.85	31.39	54599	263	6.9
			BIBRA LAKE	WA	7451	061747	ULT DSL	171.90 P	18.57	29.02	2.90	31.92	54811	212	8.8
			BIBRA LAKE	WA	7451	061864	ULT DSL	171.90 P	19.42	30.35	3.03	33.38	55033	222	8.7

BP Plus Fleet Control Report



CITY OF COCKBURN

Page: 28 of 37
Date: 31/12/2024

162 of 304

BP Australia Pty Ltd
A.B.N. 53 004 085 616
GPO Box 1621
MELBOURNE VIC 3001

BP Plus
Fleet Control Report

Account Enquiries: BP Accounts Receivable Telephone: 1800 225 527



CITY OF COCKBURN
Accounts Payable (Invoice Only) PO
067775
PO Box 1215
BIBRA LAKE DC PRIVATE BOXES WA
6965

Account Number: 0050188034
Period Starting: 01/12/2024

Customer Number: 0115405338
Period Ending: 31/12/2024

Page: 29 of 37
Date: 31/12/2024

Card Number Vehicle/Driver	Date	Time	Purchase Location	Site No.	Receipt Number	Customer Reference	Product/Service					Odo meter (km)	KM Span	Litres/ 100km	Cents /km
							Description	CPL Price	Litres	Total Exc GST (\$)	GST (\$)	Total Inc GST (\$)			
Cost Centre 7050 15405338 04326 1HWC303 5752 WHITE FORD RANGER	30/11/24 01/12/24 03/12/24 04/12/24	23:46:09 23:48:10 23:03:54 17:46:45	SPEARWOOD SPEARWOOD SUCCESS BIBRA LAKE	WA WA WA WA	6443 6443 5992 7451	021357 021377 038487 061966	DIESEL		523.30	827.92	82.79	910.71			
							TOTAL		523.30	827.92	82.79	910.71		4678	11.2
							YEAR TO DATE		7,563.74	12,566.98	1,256.58	13,823.56		66488	11.4
							ULT DSL	173.12	19.59	30.84	3.08	33.92	98275	162	12.1
							ULT DSL	173.12	20.14	31.70	3.17	34.87	98435	160	12.6
							ULT DSL	175.22	48.91	77.91	7.79	85.70	98844	409	12.0
							ULT DSL	172.90 P	22.90	35.99	3.60	39.59	99055	211	10.9
							DIESEL		111.54	176.44	17.64	194.08			
							TOTAL		111.54	176.44	17.64	194.08		942	11.8
							YEAR TO DATE		6,677.35	11,052.06	1,105.26	12,157.32		58139	11.5
Cost Centre 7050 15405338 04581 1ICB466 5762 WHITE FORD RANGER	06/12/24 10/12/24 12/12/24 15/12/24 17/12/24 21/12/24 25/12/24 28/12/24 30/12/24 30/12/24	17:34:26 16:54:05 12:26:41 16:58:47 23:58:46 23:35:11 05:51:07 12:42:44 12:26:38 23:43:58	BIBRA LAKE BIBRA LAKE BIBRA LAKE BIBRA LAKE SPEARWOOD SUCCESS SPEARWOOD BIBRA LAKE BIBRA LAKE SPEARWOOD	WA WA WA WA WA WA WA WA WA WA	7451 7451 7451 7451 6443 5992 6443 7451 7451 6443	062161 016328 062605 062803 021898 039150 022141 063628 063698 022260	DIESEL		111.54	176.44	17.64	194.08			
							TOTAL		111.54	176.44	17.64	194.08		942	11.8
							YEAR TO DATE		6,677.35	11,052.06	1,105.26	12,157.32		58139	11.5
							ULT DSL	172.90 P	54.19	85.17	8.52	93.69	56531	531	10.2
							ULSD G10	169.90 P	69.85	107.89	10.79	118.68	57192	661	10.6
							ULT DSL	172.90 P	41.00	64.45	6.44	70.89	57587	395	10.4
							ULT DSL	172.90 P	67.92	106.75	10.68	117.43	58374	787	8.6
							ULT DSL	173.59	40.91	64.56	6.46	71.02	58777	403	10.2
							ULT DSL	173.59	74.92	118.23	11.82	130.05	59463	686	10.9
							ULT DSL	176.82	68.72	110.46	11.05	121.51	60085	622	11.0
Cost Centre 7050 15405338 03807 1HFK120 5971 WHITE FORD RANGER UTILITY	11/12/24	11:25:35	SOUTH FREMANTLE	WA	9802	016863	ULT DSL	175.90 P	39.87	63.75	6.38	70.13	60496	411	9.7
							ULT DSL	175.90 P	28.93	46.26	4.63	50.89	60489		11.0
							ULT DSL	178.75	20.04	32.56	3.26	35.82	61049	560	3.6
							DIESEL		506.35	800.08	80.03	880.11			
							TOTAL		506.35	800.08	80.03	880.11		5056	10.0
							YEAR TO DATE		3,537.26	5,683.85	568.36	6,252.21		35868	9.9
							DIESEL		506.35	800.08	80.03	880.11			
							TOTAL		506.35	800.08	80.03	880.11		5056	10.0
							YEAR TO DATE		5,578.56	9,218.49	921.84	10,140.33		54979	10.1
							ULT DSL	173.17	43.60	68.64	6.86	75.50	48340	450	9.7

BP Australia Pty Ltd
A.B.N. 53 004 085 616
GPO Box 1621
MELBOURNE VIC 3001

BP Plus
Fleet Control Report

Account Enquiries: BP Accounts Receivable Telephone: 1800 225 527



CITY OF COCKBURN
Accounts Payable (Invoice Only) PO
067775
PO Box 1215
BIBRA LAKE DC PRIVATE BOXES WA
6965

CITY OF COCKBURN

Account Number: 0050188034
Period Starting: 01/12/2024

Customer Number: 0115405338
Period Ending: 31/12/2024

Page: 30 of 37
Date: 31/12/2024

Card Number Vehicle/Driver	Date	Time	Purchase Location	Site No.	Receipt Number	Customer Reference	Product/Service					Odo meter (km)	KM Span	Litres/100km	Cents /km
							Description	CPL Price	Litres	Total Exc GST (\$)	GST (\$)	Total Inc GST (\$)			
Cost Centre 7050 15405338 01223 1DPZ703 6181 WHITE TOYOTA HIACE COMMUTER	22/12/24	08:14:28	SUCCESS	WA	5992	039160	DIESEL		43.60	68.64	6.86	75.50			
							TOTAL		43.60	68.64	6.86	75.50		450	9.7
							YEAR TO DATE		950.58	1,545.03	154.51	1,699.54		8849	10.7
							DIESEL		43.60	68.64	6.86	75.50			
							TOTAL		43.60	68.64	6.86	75.50		450	9.7
							YEAR TO DATE		950.58	1,545.03	154.51	1,699.54		8849	10.7
							ULT DSL	173.59	47.22	74.52	7.45	81.97	55731		
							DIESEL		47.22	74.52	7.45	81.97			
							TOTAL		47.22	74.52	7.45	81.97		736	61.0
							YEAR TO DATE		449.09	753.08	75.31	828.39			112.6
Cost Centre 7050 90000768 61508 1GTR837 6611 WHITE MITSUBISHI TRITON	20/12/24 27/12/24	11:07:22 10:21:42	BIBRA LAKE COCKBURN CENTRAL	WA WA	7451 7395	016571 068508	DIESEL		47.22	74.52	7.45	81.97			
							TOTAL		47.22	74.52	7.45	81.97			
							YEAR TO DATE		449.09	753.08	75.31	828.39		736	61.0
							DIESEL		47.22	74.52	7.45	81.97			
							TOTAL		47.22	74.52	7.45	81.97			
							YEAR TO DATE		449.09	753.08	75.31	828.39		736	61.0
							ULTSD G10	172.90 P	35.83	56.32	5.63	61.95	36523		
							ULT DSL	178.82	58.01	94.31	9.43	103.74	37138	615	9.4
							DIESEL		93.84	150.63	15.06	165.69			
							TOTAL		93.84	150.63	15.06	165.69		615	15.3
Cost Centre 7050 15405338 04441 1IAN776 6931 WHITE FORD RANGER	12/12/24	06:58:22	BIBRA LAKE	WA	7451	016366	YEAR TO DATE		93.84	150.63	15.06	165.69		615	15.3
							DIESEL		93.84	150.63	15.06	165.69			
							TOTAL		93.84	150.63	15.06	165.69		615	15.3
							YEAR TO DATE		93.84	150.63	15.06	165.69		615	15.3
							DIESEL		93.84	150.63	15.06	165.69			
							TOTAL		93.84	150.63	15.06	165.69			
							YEAR TO DATE		93.84	150.63	15.06	165.69			
							ULT DSL	172.90 P	67.93	106.77	10.68	117.45	12490		

BP Australia Pty Ltd
A.B.N. 53 004 085 616
GPO Box 1621
MELBOURNE VIC 3001

BP Plus
Fleet Control Report

Account Enquiries: BP Accounts Receivable Telephone: 1800 225 527



CITY OF COCKBURN
Accounts Payable (Invoice Only) PO
067775
PO Box 1215
BIBRA LAKE DC PRIVATE BOXES WA
6965

CITY OF COCKBURN

Account Number: 0050188034
Period Starting: 01/12/2024

Customer Number: 0115405338
Period Ending: 31/12/2024

Page: 31 of 37
Date: 31/12/2024

Card Number Vehicle/Driver	Date	Time	Purchase Location	Site No.	Receipt Number	Customer Reference	Product/Service					Odo meter (km)	KM Span	Litres/100km	Cents /km
							Description	CPL Price	Litres	Total Exc GST (\$)	GST (\$)	Total Inc GST (\$)			
Cost Centre 7050 15405338 04433 11AN778 6941 WHITE FORD RANGER	10/12/24	13:44:19	BIBRA LAKE	WA	7451	062393	DIESEL		67.93	106.77	10.68	117.45			
							TOTAL		67.93	106.77	10.68	117.45			
							YEAR TO DATE		1,211.45	1,974.01	197.40	2,171.41		8433	14.4 25.7
							DIESEL		67.93	106.77	10.68	117.45			
							TOTAL		67.93	106.77	10.68	117.45			
							YEAR TO DATE		1,211.45	1,974.01	197.40	2,171.41		8433	14.4 25.7
							ULT DSL	172.90 P	74.78	117.54	11.75	129.29	13811	795	9.4 16.3
							DIESEL		74.78	117.54	11.75	129.29			
							TOTAL		74.78	117.54	11.75	129.29		795	9.4 16.3
							YEAR TO DATE		1,175.74	1,935.95	193.57	2,129.52		12408	9.5 17.2
Cost Centre 7050 90000763 26726 11HH592 6951 WHITE FORD RANGER	12/12/24	11:49:17	BIBRA LAKE	WA	7451	062596	DIESEL		74.78	117.54	11.75	129.29			
							TOTAL		74.78	117.54	11.75	129.29			
							YEAR TO DATE		1,175.74	1,935.95	193.57	2,129.52		12408	9.5 17.2
							ULT DSL	172.90 P	71.49	112.37	11.24	123.61	4009	668	10.7 18.5
							DIESEL		71.49	112.37	11.24	123.61			
							TOTAL		71.49	112.37	11.24	123.61		668	10.7 18.5
							YEAR TO DATE		451.94	704.93	70.51	775.44		3652	12.4 21.2
							DIESEL		71.49	112.37	11.24	123.61			
							TOTAL		71.49	112.37	11.24	123.61		668	10.7 18.5
							YEAR TO DATE		451.94	704.93	70.51	775.44		3652	12.4 21.2
Cost Centre 7050 15405338 04615 11HH589 6961 WHITE FORD RANGER UTE	09/12/24 17/12/24	13:15:43 09:36:11	SUCESS BIBRA LAKE	WA WA	5992 7451	017965 062942	ULT DSL		173.17	71.89	113.17	124.49	8005	768	9.4 16.2
							ULSD G10		171.90 P	65.02	101.61	111.77	8695	690	9.4 16.2

BP Australia Pty Ltd
A.B.N. 53 004 085 616
GPO Box 1621
MELBOURNE VIC 3001

BP Plus
Fleet Control Report

Account Enquiries: BP Accounts Receivable Telephone: 1800 225 527



CITY OF COCKBURN
Accounts Payable (Invoice Only) PO
067775
PO Box 1215
BIBRA LAKE DC PRIVATE BOXES WA
6965

CITY OF COCKBURN

Account Number: 0050188034Customer Number: 0115405338Page: 32 of 37

Period Starting: 01/12/2024Period Ending: 31/12/2024Date: 31/12/2024

Card Number Vehicle/Driver	Date	Time	Purchase Location	Site No.	Receipt Number	Customer Reference	Product/Service					Odo meter (km)	KM Span	Litres/100km	Cents /km		
							Description	CPL Price	Litres	Total Exc GST (\$)	GST (\$)					Total Inc GST (\$)	
Cost Centre 7050 90000764 78360 11GU569 7433 SCHAFFER ART LOADER - HOURS	03/12/24 05/12/24 09/12/24 10/12/24 18/12/24 30/12/24	14:11:53 06:46:46 08:23:52 06:49:06 06:40:08 14:10:23	BIBRA LAKE BIBRA LAKE BIBRA LAKE BIBRA LAKE BIBRA LAKE BIBRA LAKE	WA WA WA WA WA WA	7451 7451 7451 7451 7451 7451	061826 061986 062250 062348 063028 063704		DIESEL	136.91	214.78	21.48	236.26					
							TOTAL	THIS PERIOD YEAR TO DATE	136.91 736.00	214.78 1,149.86	21.48 114.98	236.26 1,264.84		1458 7566	9.4 9.7	16.2 16.7	
								DIESEL	136.91	214.78	21.48	236.26					
							TOTAL	THIS PERIOD YEAR TO DATE	136.91 736.00	214.78 1,149.86	21.48 114.98	236.26 1,264.84		1458 7566	9.4 9.7	16.2 16.7	
								ULSD G10	168.90 P	39.25	60.26	6.03	66.29	469	17	230.9	389.9
								ULSD G10	169.90 P	28.69	44.31	4.43	48.74	478	9	318.8	541.6
								ULSD G10	169.90 P	41.07	63.44	6.34	69.78	835	357	11.5	19.5
								ULSD G10	169.90 P	38.09	58.83	5.88	64.71	490			
								ULSD G10	171.90 P	54.23	84.75	8.47	93.22	518	28	193.7	332.9
								ULSD G10	172.90 P	35.53	55.85	5.58	61.43	531	13	273.3	472.5
Cost Centre 7050 90000764 77594 1HHZ646 7454 MERC REAR LOADER - HOURS	02/12/24 05/12/24 06/12/24 09/12/24 11/12/24 17/12/24 19/12/24 20/12/24 24/12/24 30/12/24	06:41:45 06:55:14 06:46:12 08:23:27 09:53:47 11:48:54 06:56:14 07:26:26 07:19:38 06:24:40	BIBRA LAKE BIBRA LAKE BIBRA LAKE BIBRA LAKE BIBRA LAKE COCKBURN CENTRAL BIBRA LAKE BIBRA LAKE BIBRA LAKE BIBRA LAKE	WA WA WA WA WA WA WA WA WA WA	7451 7451 7451 7451 7451 7395 7451 7451 7451 7451	016073 016182 062098 016265 016353 067987 063129 016552 063478 063669		DIESEL	236.86	367.44	36.73	404.17					
							TOTAL	THIS PERIOD YEAR TO DATE	236.86 1,196.07	367.44 1,814.26	36.73 181.39	404.17 1,995.65		424 916	55.9 130.6	95.3 217.9	
								DIESEL	236.86	367.44	36.73	404.17					
							TOTAL	THIS PERIOD YEAR TO DATE	236.86 1,196.07	367.44 1,814.26	36.73 181.39	404.17 1,995.65		424 916	55.9 130.6	95.3 217.9	
								AdBlue	199.90 P	18.74	34.05	3.41	37.46	5820	7	267.7	535.1
								ULSD G10	168.90 P	60.16	92.37	9.24	101.61				
								ULT DSL	172.90 P	151.63	238.34	23.83	262.17	5837	17	891.9	1542.2
								ULT DSL	172.90 P	58.62	92.14	9.21	101.35	5844	7	837.4	1447.9
								ULT DSL	172.90 P	87.57	137.65	13.76	151.41	5854	10	875.7	1514.1
								AdBlue	199.90 P	18.77	34.11	3.41	37.52	5870	16	117.3	234.5
	17/12/24 19/12/24 20/12/24 24/12/24 30/12/24	11:48:54 06:56:14 07:26:26 07:19:38 06:24:40	COCKBURN CENTRAL BIBRA LAKE BIBRA LAKE BIBRA LAKE BIBRA LAKE	WA WA WA WA WA	7395 7451 7451 7451 7451	067987 063129 016552 063478 063669		ULSD G10	174.59	133.78	212.34	21.23	233.57	5886	16	836.1	1459.8
								AdBlue	199.90 P	12.58	22.86	2.29	25.15	5898	12	104.8	209.6
								ULSD G10	171.90 P	125.83	196.64	19.66	216.30				
								ULSD G10	172.90 P	67.77	106.52	10.65	117.17	5906	8	847.1	1464.6
								ULSD G10	172.90 P	67.73	106.46	10.65	117.11	5911	5	1354.6	2342.2
								ULT DSL	175.90 P	54.75	87.55	8.76	96.31	5918	7	782.1	1375.9

BP Australia Pty Ltd
A.B.N. 53 004 085 616
GPO Box 1621
MELBOURNE VIC 3001

BP Plus
Fleet Control Report

Account Enquiries: BP Accounts Receivable Telephone: 1800 225 527



CITY OF COCKBURN
Accounts Payable (Invoice Only) PO
067775
PO Box 1215
BIBRA LAKE DC PRIVATE BOXES WA
6965

Account Number: 0050188034 Customer Number: 0115405338
Period Starting: 01/12/2024 Period Ending: 31/12/2024

Page: 33 of 37
Date: 31/12/2024

Card Number Vehicle/Driver	Date	Time	Purchase Location	Site No.	Receipt Number	Customer Reference	Product/Service					Odo meter (km)	KM Span	Litres/ 100km	Cents /km
							Description	CPL Price	Litres	Total Exc GST (\$)	GST (\$)	Total Inc GST (\$)			
Cost Centre 7050 90000764 78311 1HHZ645 7473 MERC REAR LOADER - HOURS	03/12/24 10/12/24 12/12/24 16/12/24 18/12/24 30/12/24	14:13:20 06:50:31 06:51:44 06:41:23 06:41:37 14:11:07	BIBRA LAKE BIBRA LAKE BIBRA LAKE BIBRA LAKE BIBRA LAKE BIBRA LAKE	WA WA WA WA WA WA	7451 7451 7451 7451 7451 7451	061827 062350 062564 062815 063030 063705	ADBLUE		50.09	91.02	9.11	100.13			
							DIESEL		949.26	1492.30	149.22	1641.52			
							TOTAL		999.35	1,583.32	158.33	1,741.65		105	951.8
							YEAR TO DATE		4,337.93	6,715.73	671.57	7,387.30		704	616.2
							ADBLUE		50.09	91.02	9.11	100.13			
							DIESEL		949.26	1492.30	149.22	1641.52			
							TOTAL		999.35	1,583.32	158.33	1,741.65		105	951.8
							YEAR TO DATE		4,337.93	6,715.73	671.57	7,387.30		704	616.2
							ULSD G10	168.90	P 125.71	193.02	19.30	212.32	69810	180	69.8
							ULSD G10	169.90	P 68.74	106.17	10.62	116.79	69618		
Cost Centre 7050 15405338 00787 1DMM606 7602 WHITE IZUZU TRUCK	06/12/24 06/12/24 18/12/24 22/12/24 24/12/24 24/12/24 26/12/24	02:21:58 20:57:49 00:47:10 15:19:30 07:55:29 21:44:59 16:34:33	SUCCESS SUCCESS BALDIVIS FORRESTDALE PIARA WATERS PIARA WATERS SUCCESS	WA WA WA WA WA WA WA	5992 5992 7375 8609 1110 1110 5992	038559 017877 107337 133988 002734 021723 018639	ULSD G10	169.90	P 81.84	126.41	12.64	139.05	70044	426	19.2
							ULSD G10	169.90	P 100.04	154.52	15.45	169.97	70171	127	78.8
							ULSD G10	171.90	P 114.08	178.27	17.83	196.10	70324	153	74.6
							ULSD G10	172.90	P 64.62	101.57	10.16	111.73	6288		128.2
							DIESEL		555.03	859.96	86.00	945.96			
							TOTAL		555.03	859.96	86.00	945.96		886	62.6
							YEAR TO DATE		2,987.89	4,556.75	455.68	5,012.43		6597	45.3
							DIESEL		555.03	859.96	86.00	945.96			
							TOTAL		555.03	859.96	86.00	945.96		886	62.6
							YEAR TO DATE		2,987.89	4,556.75	455.68	5,012.43		6597	45.3
							ULT DSL	174.90	P 70.50	112.09	11.21	123.30	59193		
							ULT DSL	174.90	P 50.00	79.50	7.95	87.45	59260	67	74.6
							ULT DSL	173.59	71.19	112.35	11.23	123.58	59372	112	63.6
							ULSD G10	174.59	68.08	108.05	10.81	118.86	59557	185	36.8
							ULT DSL	178.82	48.84	79.40	7.94	87.34	59116		
							ULT DSL	178.82	158.10	257.02	25.70	282.72	60271	1155	13.7
							ULT DSL	176.82	39.14	62.92	6.29	69.21	60328	57	68.7
							DIESEL		505.85	811.33	81.13	892.46			
							TOTAL		505.85	811.33	81.13	892.46		1576	32.1
							YEAR TO DATE		2,721.25	4,525.58	452.57	4,978.15		3468	78.5

BP Australia Pty Ltd
A.B.N. 53 004 085 616
GPO Box 1621
MELBOURNE VIC 3001

BP Plus
Fleet Control Report

Account Enquiries: BP Accounts Receivable Telephone: 1800 225 527



CITY OF COCKBURN
Accounts Payable (Invoice Only) PO
067775
PO Box 1215
BIBRA LAKE DC PRIVATE BOXES WA
6965

CITY OF COCKBURN

Account Number: 0050188034
Period Starting: 01/12/2024

Customer Number: 0115405338
Period Ending: 31/12/2024

Page: 34 of 37
Date: 31/12/2024

Card Number Vehicle/Driver	Date	Time	Purchase Location	Site No.	Receipt Number	Customer Reference	Product/Service					Odo meter (km)	KM Span	Litres/ 100km	Cents /km
							Description	CPL Price	Litres	Total Exc GST (\$)	GST (\$)	Total Inc GST (\$)			
Cost Centre 7050 90000764 78337 1GHM244 7701 UD REAR LOADER - HOURS	05/12/24 09/12/24 12/12/24 18/12/24 20/12/24	07:00:16 15:12:30 07:00:54 06:41:04 06:05:26	BIBRA LAKE BIBRA LAKE BIBRA LAKE BIBRA LAKE BIBRA LAKE	WA WA WA WA WA	7451 7451 7451 7451 7451	016183 062299 062566 063029 063233	DIESEL		505.85	811.33	81.13	892.46			
							TOTAL		505.85	811.33	81.13	892.46		1576	32.1
							YEAR TO DATE		2,721.25	4,525.58	452.57	4,978.15		3468	78.5
							ULSD G10	169.90 P	97.74	150.96	15.10	166.06	4239	16	610.9
							ULT DSL	172.90 P	111.16	174.73	17.47	192.20	10	1111.6	1922.0
							ULSD G10	169.90 P	65.53	101.22	10.12	111.34			
							ULSD G10	171.90 P	122.90	192.06	19.21	211.27	11	1117.3	1920.6
							ULSD G10	172.90 P	92.23	144.97	14.50	159.47	109685		
							DIESEL		489.56	763.94	76.40	840.34			
							TOTAL		489.56	763.94	76.40	840.34		37	1323.1
Cost Centre 7050 15405338 03757 1HDS430 7922 WHITE FORD RANGER UTILITY	06/12/24 20/12/24	12:13:24 12:19:02	BIBRA LAKE BIBRA LAKE	WA WA	7451 7451	062126 016578	YEAR TO DATE		1,539.17	2,357.38	235.73	2,593.11		1423	108.2
							DIESEL		489.56	763.94	76.40	840.34			
							TOTAL		489.56	763.94	76.40	840.34		37	1323.1
							YEAR TO DATE		1,539.17	2,357.38	235.73	2,593.11		1423	108.2
							ULT DSL	172.90 P	70.07	110.14	11.01	121.15	75857	738	9.5
							ULT DSL	175.59	64.86	103.54	10.35	113.89	76515	658	9.9
							DIESEL		134.93	213.68	21.36	235.04			
							TOTAL		134.93	213.68	21.36	235.04		1396	9.7
							YEAR TO DATE		1,524.95	2,515.37	251.54	2,766.91		16394	9.3
							DIESEL		134.93	213.68	21.36	235.04			
Cost Centre 7050 15405338 04243 1HTF631 7952 WHITE FORD RANGER UTILITY	02/12/24	12:28:46	BIBRA LAKE	WA	7451	061692	YEAR TO DATE		1,524.95	2,515.37	251.54	2,766.91		16394	9.3
							TOTAL		134.93	213.68	21.36	235.04		1396	9.7
							YEAR TO DATE		1,524.95	2,515.37	251.54	2,766.91		16394	9.3
							ULT DSL	171.90 P	60.68	94.83	9.48	104.31	17873	611	9.9
							DIESEL		60.68	94.83	9.48	104.31			
							TOTAL		60.68	94.83	9.48	104.31		611	9.9
							YEAR TO DATE		836.28	1,363.15	136.30	1,499.45		5827	14.4

BP Australia Pty Ltd
A.B.N. 53 004 085 616
GPO Box 1621
MELBOURNE VIC 3001

BP Plus
Fleet Control Report

Account Enquiries: BP Accounts Receivable Telephone: 1800 225 527



CITY OF COCKBURN
Accounts Payable (Invoice Only) PO
067775
PO Box 1215
BIBRA LAKE DC PRIVATE BOXES WA
6965

CITY OF COCKBURN

Account Number: 0050188034Customer Number: 0115405338Page: 35 of 37

Period Starting: 01/12/2024Period Ending: 31/12/2024Date: 31/12/2024

Card Number Vehicle/Driver	Date	Time	Purchase Location	Site No.	Receipt Number	Customer Reference	Product/Service					Odo meter (km)	KM Span	Litres/100km	Cents /km
							Description	CPL Price	Litres	Total Exc GST (\$)	GST (\$)	Total Inc GST (\$)			
Cost Centre 7050 15405338 02601 1GIR690 7961 WHITE MITSUBISHI TRITON UTE	19/12/24	08:16:02	BIBRA LAKE	WA	7451	016521	DIESEL		60.68	94.83	9.48	104.31			
							TOTAL		60.68	94.83	9.48	104.31		611	9.9
							THIS PERIOD		836.28	1,363.15	136.30	1,499.45		5827	14.4
							YEAR TO DATE								25.7
							ULSD G10	171.90 P	50.97	79.65	7.97	87.62	49698	468	10.9
							DIESEL		50.97	79.65	7.97	87.62			
Cost Centre 7050 15405338 04540 HIRE 82096200 WASTE EDUCATION	11/12/24	13:38:47	BIBRA LAKE	WA	7451	062498	TOTAL		50.97	79.65	7.97	87.62		468	10.9
							THIS PERIOD		696.66	1,142.43	114.25	1,256.68		6004	11.6
							YEAR TO DATE								20.9
							DIESEL		50.97	79.65	7.97	87.62			
							TOTAL		50.97	79.65	7.97	87.62		468	10.9
							THIS PERIOD		696.66	1,142.43	114.25	1,256.68		6004	11.6
Cost Centre 7050 90000764 78345 1IGU560 8401 SCHAEFFER ART LOADER - HOURS	02/12/24 06/12/24 09/12/24 17/12/24 19/12/24 31/12/24	06:38:59 06:50:12 15:12:55 11:49:23 06:55:34 06:19:36	BIBRA LAKE BIBRA LAKE BIBRA LAKE COCKBURN CENTRAL BIBRA LAKE BIBRA LAKE	WA WA WA WA WA WA	7451 7451 7451 7395 7451 7451	016070 062099 062300 067988 063128 016712	ULSD G10	169.90 P	10.95	16.91	1.69	18.60	777		
							DIESEL		10.95	16.91	1.69	18.60			
							TOTAL		10.95	16.91	1.69	18.60			
							THIS PERIOD		185.92	306.74	30.68	337.42		3540	5.3
							YEAR TO DATE								9.5
							DIESEL		10.95	16.91	1.69	18.60			
							TOTAL		10.95	16.91	1.69	18.60		3540	5.3
							THIS PERIOD		185.92	306.74	30.68	337.42			9.5
							YEAR TO DATE								
							ULSD G10	168.90 P	44.03	67.61	6.76	74.37	470	27	163.1
							ULSD G10	169.90 P	71.88	111.02	11.10	122.12	492	22	326.7
							ULSD G10	169.90 P	48.31	74.62	7.46	82.08	503	11	439.2
							ULT DSL	175.59	18.29	29.20	2.92	32.12	518	15	121.9
							ULT DSL	174.90 P	68.36	108.69	10.87	119.56	423		214.1
							ULT DSL	175.90 P	46.37	74.15	7.41	81.56	358		

BP Australia Pty Ltd
A.B.N. 53 004 085 616
GPO Box 1621
MELBOURNE VIC 3001

BP Plus
Fleet Control Report

Account Enquiries: BP Accounts Receivable Telephone: 1800 225 527



CITY OF COCKBURN
Accounts Payable (Invoice Only) PO
067775
PO Box 1215
BIBRA LAKE DC PRIVATE BOXES WA
6965

CITY OF COCKBURN

Account Number: 0050188034
Period Starting: 01/12/2024

Customer Number: 0115405338
Period Ending: 31/12/2024

Page: 36 of 37
Date: 31/12/2024

Card Number Vehicle/Driver	Date	Time	Purchase Location	Site No.	Receipt Number	Customer Reference	Product/Service					Odo meter (km)	KM Span	Litres/ 100km	Cents /km
							Description	CPL Price	Litres	Total Exc GST (\$)	GST (\$)	Total Inc GST (\$)			
Cost Centre 7050 15405338 02593 OTHER Other OTHER	13/12/24 18/12/24 18/12/24 18/12/24	08:02:08 11:26:32 13:53:39 14:40:24	BIBRA LAKE SUCCESS BIBRA LAKE BIBRA LAKE	WA WA WA WA	7451 5992 7451 7451	062669 039030 016506 063095	DIESEL		297.24	465.29	46.52	511.81			
							TOTAL		297.24	465.29	46.52	511.81		75	396.3
							YEAR TO DATE		1,037.10	1,582.14	158.21	1,740.35		287	361.4
							DIESEL		297.24	465.29	46.52	511.81			
							TOTAL		297.24	465.29	46.52	511.81		75	396.3
							YEAR TO DATE		1,037.10	1,582.14	158.21	1,740.35		287	361.4
							ULSD G10	169.90 P	55.63	85.93	8.59	94.52	6590		
							ULT DSL	173.59	64.63	101.99	10.20	112.19	585		
							ULT DSL	174.90 P	8.52	13.55	1.35	14.90	777		
							ULSD G10	171.90 P	37.91	59.25	5.92	65.17	108422		
							DIESEL		166.69	260.72	26.06	286.78			
Cost Centre 7050 15405338 01140 ROADS Roads ROADS	19/12/24	10:09:28	BIBRA LAKE	WA	7451	063167	TOTAL		166.69	260.72	26.06	286.78			
							YEAR TO DATE		1,069.61	1,750.79	175.04	1,925.83		3647	29.3
							DIESEL		166.69	260.72	26.06	286.78			
							TOTAL		166.69	260.72	26.06	286.78			
							YEAR TO DATE		1,069.61	1,750.79	175.04	1,925.83		3647	29.3
							ULT DSL	174.90 P	70.33	111.83	11.18	123.01	795		
							DIESEL		70.33	111.83	11.18	123.01			
							TOTAL		70.33	111.83	11.18	123.01			
							YEAR TO DATE		141.43	231.98	23.20	255.18			
							DIESEL		70.33	111.83	11.18	123.01			
Cost Centre 7050 15405338 04102 WASTE Waste WASTE	18/12/24	05:54:51	BIBRA LAKE	WA	7451	016477	TOTAL		70.33	111.83	11.18	123.01			
							YEAR TO DATE		141.43	231.98	23.20	255.18			
							BP ULT UNM	178.70 P	7.44	12.09	1.21	13.30	777		

BP Australia Pty Ltd
A.B.N. 53 004 085 616
GPO Box 1621
MELBOURNE VIC 3001

BP Plus
Fleet Control Report

Account Enquiries: BP Accounts Receivable Telephone: 1800 225 527



CITY OF COCKBURN
Accounts Payable (Invoice Only) PO
067775
PO Box 1215
BIBRA LAKE DC PRIVATE BOXES WA
6965

CITY OF COCKBURN

Account Number: 0050188034

Customer Number: 0115405338

Page: 37 of 37

Period Starting: 01/12/2024

Period Ending: 31/12/2024

Date: 31/12/2024

Card Number Vehicle/Driver	Date	Time	Purchase Location	Site No.	Receipt Number	Customer Reference	Product/Service					Odo meter (km)	KM Span	Litres/ 100km	Cents /km
							Description	CPL Price	Litres	Total Exc GST (\$)	GST (\$)	Total Inc GST (\$)			
Cost Centre			Waste				M/S		7.44	12.09	1.21	13.30			
							TOTAL		7.44	12.09	1.21	13.30			
							YEAR TO DATE		2,504.91	4,031.09	403.08	4,434.17		586	427.5
							M/S		7.44	12.09	1.21	13.30			
CUSTOMER TOTAL							TOTAL		7.44	12.09	1.21	13.30			
							YEAR TO DATE		2,504.91	4,031.09	403.08	4,434.17		586	427.5
							ADBLUE		50.09	91.02	9.11	100.13			
							DIESEL		15522.74	24459.67	2445.87	26905.54			
CUSTOMER TOTAL							M/S		1035.43	1536.84	153.67	1690.51			
							GRAND TOTAL		16,608.26	26,087.53	2,608.65	28,696.18		100676	16.5
CUSTOMER TOTAL							THIS PERIOD		191,822.75	313,249.27	31,324.49	344,573.76		1456929	13.2
							YEAR TO DATE								23.7

30th November 2024 PAYMENT LISTING

MUNICIPAL FUND

Payment Number	Account Number	Payee Name	Payment Listing Description	Date	Alloc Amount
EF174169	23808	Quik Corp Pty Ltd	Controller Boom Kits	5/11/2024	39,042.58
EF174170	26600	Timmothy Kelly	Aboriginal Cultural Dancing	5/11/2024	800.00
EF174171	26987	Cti Risk Management	Security - Cash Collection	5/11/2024	1,347.95
EF174172	27809	Ra-One Pty Ltd	Software	5/11/2024	41,101.50
EF174173	27871	Tom Widenbar	Elected Member Sitting Fees & Allowances	5/11/2024	25.47
EF174174	28928	Griffin Plant Hire Pty Pld Griffin Civil	Civil Construction	5/11/2024	896,307.50
EF174175	99997	Graeme Benthien	Senior Security Rebate	5/11/2024	300.00
EF174176	99997	Constantino Kennington	Senior Security Rebate	5/11/2024	300.00
EF174177	99997	Laurel Loughlin	Senior Security Rebate	5/11/2024	500.00
EF174178	99997	Rhonda Williams	Senior Security Rebate	5/11/2024	500.00
EF174179	99997	Rosalba Paparella	Senior Security Rebate	5/11/2024	100.00
EF174180	99997	Ian Nicholls	Senior Security Rebate	5/11/2024	120.00
EF174181	99997	Colma Gee	Senior Security Rebate	5/11/2024	300.00
EF174182	99997	Lisa Allegretta	Senior Security Rebate	5/11/2024	300.00
EF174183	99997	Alex Murphy	Senior Security Rebate	5/11/2024	200.00
EF174184	99997	Melissa & Sam Currie	Nappy And Sanitary Product Rebate Refund	5/11/2024	50.00
EF174185	99997	Rebecca Mcmanus	Nappy And Sanitary Product Rebate Refund	5/11/2024	50.00
EF174186	99997	Sarah & Rober Shammas	Nappy And Sanitary Product Rebate Refund	5/11/2024	100.00
EF174187	99997	Kieran Crookbain	Compost Bin Rebate Refund	5/11/2024	49.99
EF174188	99997	Sharlene Munro	Compost Bin Rebate Refund	5/11/2024	50.00
EF174189	99997	Liam Wernldy	Compost Bin Rebate Refund	5/11/2024	50.00
EF174190	99997	Emma Van Noort	Nappy And Sanitary Product Rebate Refund	5/11/2024	42.00
EF174191	99997	Nadia Paparella	Nappy And Sanitary Rebate	5/11/2024	27.00
EF174192	99997	Rebecca Amy Swan	Nappy And Sanitary Product Rebate	5/11/2024	100.00
EF174193	99997	Luke And Natasha Pool	Nappy And Sanitary Product Rebate	5/11/2024	100.00
EF174194	99997	Claire Ross	Nappy And Sanitary Product Rebate	5/11/2024	50.00
EF174195	99997	Tanja Sorgenfrei	Nappy And Sanitary Product Rebate	5/11/2024	50.00
EF174196	99997	Adam Peck	Employee Reimbursement	5/11/2024	16.00
EF174197	99997	Byron Gainger And Nichola Lam	Rebate For Compost Bin	5/11/2024	50.00
EF174198	99997	S.C & K.A. Paul	Refund Request Swan Valley Outing	5/11/2024	16.00
EF174199	99997	Rachel Williams	Nappy And Sanitary Product Rebate	5/11/2024	50.00
EF174200	99997	Esther Sofair	Teddy Bear Picnic Invoice 3	5/11/2024	420.00
EF174201	99997	Donna Mitchell	Sanitary Rebate	5/11/2024	50.00
EF174202	99997	Rhea Ahlanu	Employee Reimbursement	5/11/2024	31.53
EF174203	99997	Rebecca Mason	Nappy And Sanitary Rebate	5/11/2024	57.85
EF174204	99997	James Beresford	Crossover Contribution Rebate	5/11/2024	500.00
EF174205	99997	M Babajev Am Domanski	Nappy And Sanitary Product Rebate Refund	5/11/2024	100.00
EF174206	99997	Sarah Kostkova	Waterwise Verge Scheme Rebate	5/11/2024	250.00
EF174207	99997	Xuelin Li	Insurance Claim 1653	5/11/2024	600.00
EF174208	99997	Adrian V Hall	Compost Bin Rebate	5/11/2024	50.00
EF174209	99997	Elaine M Carr	Compost Bin Rebate	5/11/2024	50.00
EF174210	99997	Jessica Noble	Nappy And Sanitary Rebate	5/11/2024	50.00

30th November 2024 PAYMENT LISTING

MUNICIPAL FUND

EF174211	99997	Jandakot Bushfire Brigade Reimbursement	Jandakot Vbfb Reimbursement	5/11/2024	1,421.94
EF174212	99997	Perth Waldorf School	Sustainability Grant	5/11/2024	1,731.08
EF174213	99997	Melissa Leech	Waterwise Verge Scheme Rebate	5/11/2024	188.55
EF174214	99997	Aidan Ash	Compost Bin Rebate Form	5/11/2024	50.00
EF174215	99997	Emilie O Miesch	Compost Bin Rebate Form	5/11/2024	50.00
EF174216	99997	Cassandra Tzimas	Employee Reimbursement	5/11/2024	62.97
EF174217	10152	Aust Services Union	Payroll Deductions	11/11/2024	701.50
EF174218	10154	Australian Taxation Office	Payroll Deductions	11/11/2024	626,077.00
EF174219	10305	Child Support Agency	Payroll Deductions	11/11/2024	3,573.25
EF174220	19726	Health Insurance Fund Of Wa	Payroll Deductions	11/11/2024	824.80
EF174221	27874	Smartsalary	Salary Packaging/Leasing Administration	11/11/2024	11,654.31
EF174222	28458	Easi Group	Novated Leasing	11/11/2024	14,275.49
EF174223	28741	The Local Government, Racing & Cemeteries Employees Union Wa Lgrceu	Union	11/11/2024	22.00
EF174224	28890	Construction Forestry Mining Energy Union - Construction & G Cfmeu Wa - Co	Payroll Deductions	11/11/2024	30.00
EF174225	10484	Department Of Mines, Industry Regulation And Safety	Building Services Levy	12/11/2024	64,330.35
EF174226	26730	Ticketmaster Australasia P/L	Tickets - Entertainment	12/11/2024	2,805.95
EF174227	26987	Cti Risk Management	Security - Cash Collection	12/11/2024	1,967.00
EF174228	28283	Mills Recruitment	Recruitment Services	12/11/2024	3,755.34
EF174229	99997	Design By Marco Dabala	Invoice: 01623	12/11/2024	1,100.00
EF174230	11867	Kevin John Allen	Elected Member Sitting Fees & Allowances	15/11/2024	12.03
EF174231	19059	Carol Reeve-Fowkes	Elected Member Sitting Fees & Allowances	15/11/2024	35.21
EF174232	25353	Philip Eva	Elected Member Sitting Fees & Allowances	15/11/2024	23.49
EF174233	27326	Michael Separovich	Elected Member Sitting Fees & Allowances	15/11/2024	14.30
EF174234	27327	Chontelle Stone	Elected Member Sitting Fees & Allowances	15/11/2024	33.05
EF174235	27871	Tom Widenbar	Elected Member Sitting Fees & Allowances	15/11/2024	47.47
EF174236	27872	Phoebe Corke	Elected Member Sitting Fees & Allowances	15/11/2024	20.32
EF174237	28238	Tarun Dewan	Elected Member Sitting Fees & Allowances	15/11/2024	70.43
EF174238	28717	Carol Lechun Zhang	Elected Member Sitting Fees & Allowances	15/11/2024	44.02
EF174239	99997	P.A. Robinson	Invoice 244	14/11/2024	1,650.00
EF174240	99997	Stella Contera	Spring Fair Entertainment	14/11/2024	100.00
EF174241	99997	Samara Hancock	Spring Fair Entertainment	14/11/2024	100.00
EF174242	99997	Sam McGovern	Spring Fair Entertainment	14/11/2024	1,400.00
EF174243	99997	Kiarn Panther	Spring Fair Entertainment	14/11/2024	200.00
EF174244	99997	Trista Webster	Spring Fair Entertainment	14/11/2024	100.00
EF174245	99997	Grandstand Ventures	Toddlers Sing And Play Program	14/11/2024	825.00
EF174246	99997	Coogee Community Garden Wa Inc	Community Grant-Equipment	14/11/2024	2,948.00
EF174247	99997	Decima Spagnolo	Home Care Package Client Funds	14/11/2024	1,024.80
EF174248	99997	Liz Auko	Women's Health Expo	14/11/2024	350.00
EF174249	99997	Sarah Blanchard	Refund Book	14/11/2024	56.38
EF174250	99997	Jacinta Bull	Refund Book	14/11/2024	11.00
EF174251	99997	Spanish Club Of Wa	Dine And Dance Seniors Event	14/11/2024	2,166.00
EF174252	99997	Cherith L Gristwood	Tax Invoice: Dj Services - 02/11/2024	14/11/2024	650.00
EF174253	99997	World Sharing Pty Ltd	Flamenco Performance Fee	14/11/2024	400.00
EF174254	99997	Jorge Fernandez	Incorrect Invoicing	14/11/2024	78.00

30th November 2024 PAYMENT LISTING

MUNICIPAL FUND

EF174255	99997	Charles Mazadza	Crossover Contribution Rebate	14/11/2024	500.00
EF174256	99997	Coc Grants, Donations & Refunds	Grants, Donations & Refunds	14/11/2024	3,000.00
EF174257	99997	Jandakot Volunteer Bush Fire Brigade Inc	Community Grant- Equipment	14/11/2024	2,997.65
EF174258	99997	Wonderful Wargames Inc	Community Grant- Games And Storage Equip	14/11/2024	2,326.00
EF174259	99997	Spectrum Space Inc	Community Grant- Telethon Holiday Makers	14/11/2024	8,511.80
EF174260	99997	A Pizzi	Xover Rebates	14/11/2024	500.00
EF174261	99997	Juwela Maria Tina Fernandes	Habitat For Homes Bird Bath Rebate	14/11/2024	50.00
EF174262	99997	Mj And Re Bennett	Habitat For Homes Bird Bath Rebate	14/11/2024	26.39
EF174263	99997	Moya M Liland	Habitat For Homes Bird Bath Rebate	14/11/2024	24.75
EF174264	99997	Elizabeth E Albert	Habitat For Homes Bird Bath Rebate	14/11/2024	49.99
EF174265	99997	Yvonne Gosselink	Habitat For Homes Bird Bath Rebate	14/11/2024	10.74
EF174266	99997	Christopher Taylor	Habitat For Homes Bird Bath Rebate	14/11/2024	49.99
EF174267	99997	E Z Sears	Waterwise Rebate	14/11/2024	250.00
EF174268	99997	Stephanie Grainger	Waterwise Rebate	14/11/2024	250.00
EF174269	99997	Knot In Love	Invoice 241024	14/11/2024	500.00
EF174270	99997	Rebecca Price	Invoice00039	14/11/2024	525.00
EF174271	99997	Jandakot Volunteer Bush Fire Brigade	Jandakot Vbfb Invoice 382	14/11/2024	1,406.44
EF174272	99997	Raymond Wilson	Senior Security Rebate	14/11/2024	500.00
EF174273	99997	Christopher Taylor	Senior Security Rebate	14/11/2024	120.00
EF174274	99997	Neville Seth	Senior Security Rebate	14/11/2024	200.00
EF174275	99997	Port Coogee Community Association	Invoice No: 002/Fy24-25	14/11/2024	2,450.00
EF174276	99997	Family Day Care	Fdc Payment W/E 10/11/24	14/11/2024	43,654.43
EF174277	10207	Boc Gases	Gas Supplies	15/11/2024	544.31
EF174278	10226	Bridgestone Australia Ltd	Tyre Services	15/11/2024	33,199.29
EF174279	10239	Busby Investments Pty Ltd. Budget Rent A Car - Perth	Motor Vehicle Hire	15/11/2024	2,526.15
EF174280	10246	Bunnings Building Supplies Pty Ltd	Hardware Supplies	15/11/2024	1,369.45
EF174281	10359	Cockburn Painting Service	Painting Supplies/Services	15/11/2024	7,458.00
EF174282	10459	David Gray & Co Pty Ltd	Mobile Garbage Bins	15/11/2024	2,072.40
EF174283	10483	Landgate	Mapping/Land Title Searches	15/11/2024	6,472.16
EF174284	10535	Workpower Incorporated	Employment Services - Planting	15/11/2024	21,876.54
EF174285	10683	Gronbek Security	Locksmith Services	15/11/2024	14,414.28
EF174286	10708	Heavy Automatics Pty Ltd	Equipment Maintenance Services	15/11/2024	2,883.10
EF174287	10784	Jandakot Primary School	School Graduation Awards 2011	15/11/2024	302.73
EF174288	10794	Jason Signmakers	Signs	15/11/2024	4,554.73
EF174289	10913	Bucher Municipal Pty Ltd	Purchase Of New Plant / Repair Services	15/11/2024	12,614.31
EF174290	10923	Major Motors Pty Ltd	Repairs/Maintenance Services	15/11/2024	10,667.23
EF174291	10991	Beacon Equipment	Mowing Equipment	15/11/2024	4,069.00
EF174292	11036	Northlake Electrical Pty Ltd	Electrical Services	15/11/2024	113,463.04
EF174293	11077	P & G Body Builders Pty Ltd	Plant Body Building Services	15/11/2024	1,000.00
EF174294	11152	Fulton Hogan Industries Pty Ltd	Road Maintenance	15/11/2024	3,960.00
EF174295	11182	Premium Brake & Clutch Services Pty Ltd	Brake Services	15/11/2024	3,514.72
EF174296	11284	The Royal Life Saving Society Wa Inc Pty Ltd	Training Services	15/11/2024	440.00
EF174297	11307	Satellite Security Services Pty Ltd	Security Services	15/11/2024	3,285.70
EF174298	11334	Shenton Pumps	Pool Equipment/Services	15/11/2024	9,467.41

30th November 2024 PAYMENT LISTING

MUNICIPAL FUND

EF174299	11483	St John Ambulance Aust Wa Operations	First Aid Courses	15/11/2024	3,334.65
EF174300	11625	Nutrien Water	Reticulation Supplies	15/11/2024	24,509.86
EF174301	11701	Vibra Industrial Filtration Australasia	Filter Supplies	15/11/2024	735.90
EF174302	11722	Wa Hino Sales & Service	Purchase Of New Trucks / Maintenance	15/11/2024	604.63
EF174303	11793	Western Irrigation Pty Ltd	Irrigation Services/Supplies	15/11/2024	43,150.88
EF174304	11806	Westrac Pty Ltd	Repairs/Mtnce - Earthmoving Equipment	15/11/2024	804.39
EF174305	11854	Zipform Pty Ltd	Printing Services	15/11/2024	10,398.92
EF174306	11873	Wattleup Tractors	Hardware Supplies	15/11/2024	784.80
EF174307	12153	Hays Personnel Services Pty Ltd	Employment Services	15/11/2024	7,937.06
EF174308	13102	Michael Page International (Australia) Pty Ltd	Employment Services	15/11/2024	1,641.92
EF174309	13475	The Trustee For Burgess Rawson Wa Unit Trust Burgess Rawson (Wa) Pty Lt	Property Management	15/11/2024	82,165.14
EF174310	13492	Chivers Marine	Marine Equipment	15/11/2024	595.00
EF174311	13563	Green Skills Inc	Employment Services	15/11/2024	75,998.34
EF174312	13779	Porter Consulting Engineers	Engineering Consultancy Services	15/11/2024	2,530.00
EF174313	13825	Jackson Mcdonald	Legal Services	15/11/2024	32,455.50
EF174314	14350	Baileys Fertiliser	Fertiliser Supplies	15/11/2024	432.96
EF174315	15271	Ple Computers Pty Ltd	Computer Hardware	15/11/2024	248.00
EF174316	15393	Stratagreen	Hardware Supplies	15/11/2024	632.28
EF174317	15550	Apac Aid Inc	Plants & Landscaping Services	15/11/2024	510.00
EF174318	15571	Smoke And Mirrors Audio Visual	Pa Repairs	15/11/2024	8,251.00
EF174319	15588	Natural Area Consulting Management Services	Weed Spraying	15/11/2024	12,221.25
EF174320	15746	Western Australia Police Service	Police Clearances	15/11/2024	54.00
EF174321	16064	Cms Engineering	Airconditioning Services	15/11/2024	64,241.42
EF174322	16107	Wren Oil	Waste Disposal Services	15/11/2024	187.00
EF174323	16396	Mayday Rental	Road Construction Machine Hire	15/11/2024	44,088.00
EF174324	16574	Jonathon De Hadleigh	Entertainment Services	15/11/2024	1,600.00
EF174325	16698	Tidy Up	Rubbish Removal	15/11/2024	600.00
EF174326	17345	Kennards Hire - Myaree	Equipment Hire	15/11/2024	6,780.00
EF174327	17553	Altus Traffic Pty Ltd	Traffic Control Services	15/11/2024	9,471.78
EF174328	17608	Nu-Trac Rural Contracting	Beach Cleaning/Firebreak Construction	15/11/2024	8,877.54
EF174329	18073	Paramount Security Services	Security Services	15/11/2024	9,402.80
EF174330	18203	Natsync Environmental	Pest Control	15/11/2024	990.00
EF174331	18611	Perth Nrm	Natural Resource Mgt Services	15/11/2024	22,000.00
EF174332	18801	Fremantle Bin Hire	Bin Hire - Skip Bins	15/11/2024	440.00
EF174333	18962	Sealanes (1985) P/L	Catering Supplies	15/11/2024	1,164.55
EF174334	19288	Rotary Club Of Cockburn Inc	Donation	15/11/2024	5,800.00
EF174335	19460	Insight Enterprises Australia Pty Ltd	Hardware, Software, Technology Solutions	15/11/2024	1,254.66
EF174336	19533	Woolworths Group Ltd (Woolworths & Big W)	Groceries	15/11/2024	1,996.29
EF174337	19541	Turf Care Wa Pty Ltd	Turf Services	15/11/2024	1,909.99
EF174338	20000	Aust West Auto Electrical Pty Ltd	Auto Electrical Services	15/11/2024	18,275.82
EF174339	20146	Data#3 Limited	Contract It Personnel & Software	15/11/2024	1,104.95
EF174340	20535	Home-Grown Theatre	Drama Classes	15/11/2024	600.00
EF174341	20549	A1 Carpet, Tile & Grout Cleaning	Cleaning Services - Tiles/Carpet	15/11/2024	990.00
EF174342	21291	The Worm Shed	Environmental Education	15/11/2024	155.00

30th November 2024 PAYMENT LISTING

MUNICIPAL FUND

EF174343	21469	John Hughes Volkswagon	Purchase Of New Vehicle	15/11/2024	27,385.05
EF174344	21627	Manheim Pty Ltd	Impounded Vehicles	15/11/2024	973.50
EF174345	21744	Jb Hi Fi - Commercial	Electronic Equipment	15/11/2024	712.15
EF174346	21946	Ryan's Quality Meats	Meat Supplies	15/11/2024	997.22
EF174347	22106	Intelife Group	Services - Daip	15/11/2024	8,127.15
EF174348	22553	Brownes Food Operations	Catering Supplies	15/11/2024	615.55
EF174349	22658	South East Regional Centre For Urban Landcare Inc (Sercul)	Urban Landcare Services	15/11/2024	5,952.02
EF174350	22752	Elgas Limited	Gas Supplies	15/11/2024	881.50
EF174351	22806	Chevron Australia Downstream Fuels Pty Ltd	Fuel Supplies	15/11/2024	69,276.65
EF174352	22854	Lgiswa	Insurance Premiums	15/11/2024	1,000.00
EF174353	23332	Wrights Heavy Recovery	Towing Services	15/11/2024	4,840.00
EF174354	23351	Cockburn Gp Super Clinic Limited T/A Cockburn Integrated Health	Leasing Fees	15/11/2024	3,348.05
EF174355	23457	Totally Workwear Fremantle	Clothing - Uniforms	15/11/2024	6,098.59
EF174356	23549	West Oz Wildlife	Amusement Park Entry Fees	15/11/2024	1,023.00
EF174357	23570	A Proud Landmark Pty Ltd	Landscape Contruction Services	15/11/2024	75,295.99
EF174358	24275	Truck Centre Wa Pty Ltd	Purchase Of New Truck	15/11/2024	202.27
EF174359	24298	Tanks For Hire	Equipment Hire	15/11/2024	1,040.60
EF174360	24655	Automasters Spearwood	Vehicle Servicing	15/11/2024	6,830.70
EF174361	24736	Zenien	Cctv Camera Licences	15/11/2024	8,738.29
EF174362	24864	Fremantle Football Club	Merchandise Stock For Retail Sale	15/11/2024	23,104.72
EF174363	24974	Scott Print	Printing Services	15/11/2024	726.00
EF174364	25063	Superior Pak Pty Ltd	Vehicle Maintenance	15/11/2024	167.20
EF174365	25102	Fremantle Mobile Welding	Welding Services	15/11/2024	1,760.00
EF174366	25121	Imagesource Digital Solutions	Billboards	15/11/2024	669.90
EF174367	25127	Milmar Distributors	Printing Services - Id Cards	15/11/2024	126.50
EF174368	25332	Intergraph Corporation	Mapping Services	15/11/2024	4,488.79
EF174369	25418	Cs Legal	Legal Services	15/11/2024	5,622.06
EF174370	26120	Ecoburbia	Environmental Waste Workshops	15/11/2024	715.00
EF174371	26257	Paperbark Technologies Pty Ltd	Arboricultural Consultancy Services	15/11/2024	11,780.13
EF174372	26303	Gecko Contracting Turf & Landscape Maintenance	Turf & Landscape Maintenance	15/11/2024	63,543.60
EF174373	26314	Cpe Group	Temporary Employment Services	15/11/2024	1,945.22
EF174374	26369	All Retaining Systems	Construction Services	15/11/2024	3,300.00
EF174375	26382	Rangs Graphics And Design	Software Licences	15/11/2024	572.00
EF174376	26449	Eco Shark Barrier Pty Ltd	Leasing Fee For Shark Barrier	15/11/2024	10,569.00
EF174377	26470	Scp Conservation	Fencing Services	15/11/2024	25,184.50
EF174378	26512	Xcellerate It Pty Ltd	It Equipment - Ocr Project	15/11/2024	3,960.00
EF174379	26558	Healthcare Australia Pty Ltd	Temporary Employment Services	15/11/2024	431.01
EF174380	26574	Eva Bellydance	Entertainment - Belly Dancing	15/11/2024	225.00
EF174381	26618	Global Spill Control Pty Ltd	Road Safety Products	15/11/2024	2,361.92
EF174382	26623	Cromag Pty Ltd (Sigma Chemicals) Sigma Telford Group	Chemicals - Pool	15/11/2024	2,984.85
EF174383	26625	Andover Detailers	Car Detailing Services	15/11/2024	1,133.35
EF174384	26705	Creative Adm	Marketing Services	15/11/2024	39,723.20
EF174385	26709	Talis Consultants Pty Ltd	Waste Consultancy	15/11/2024	1,584.00
EF174386	26734	Copyright Agency Ltd	Copyright Licensing	15/11/2024	14,455.58

30th November 2024 PAYMENT LISTING

MUNICIPAL FUND

EF174387	26735	Shane McMaster Surveys	Survey Services	15/11/2024	16,830.00
EF174388	26739	Kerb Doctor	Kerb Maintenance	15/11/2024	12,220.74
EF174389	26743	Statewide Turf Services	Turf Renovation	15/11/2024	15,582.60
EF174390	26752	Mg Group Wa	Construction	15/11/2024	61,173.92
EF174391	26771	Instant Products Hire	Portable Toilet Hire	15/11/2024	7,320.30
EF174392	26773	Laser Corps Combat Adventrues	Entry Fees	15/11/2024	1,220.00
EF174393	26778	Robert Walters	Recruitment Services	15/11/2024	1,660.48
EF174394	26791	Monsterball Amusement & Hire	Amusement Hire	15/11/2024	4,190.00
EF174395	26812	Brooks Choice Removals	Removalists	15/11/2024	2,846.25
EF174396	26888	Media Engine	Graphic Design, Marketing, Video Product	15/11/2024	2,625.00
EF174397	26901	Alyka Pty Ltd	Digital Consultancy And Web Development	15/11/2024	1,980.00
EF174398	26915	Focused Vision Consulting Pty Ltd	Consulting	15/11/2024	17,594.50
EF174399	26923	Woodlands	Rubbish Collection Equipment	15/11/2024	19,351.70
EF174400	26929	Elan Energy Matrix Pty Ltd	Recycling Services	15/11/2024	3,396.28
EF174401	26940	Floorwest Pty Ltd	Floor Coverings	15/11/2024	13,750.00
EF174402	26946	Av Truck Services Pty Ltd	Truck Dealership	15/11/2024	606.41
EF174403	26957	Jbs & G Australia Pty Ltd	Consultancy - Enviromental	15/11/2024	16,830.00
EF174404	26985	Access Icon Pty Ltd	Drainage Products	15/11/2024	7,004.80
EF174405	27002	Cockburn Party Hire	Hire Services	15/11/2024	627.50
EF174406	27006	Bibra Lake Iga Xpress	Liquor Supplies	15/11/2024	859.50
EF174407	27010	Quantum Building Services Pty Ltd	Building Maintenance	15/11/2024	11,699.67
EF174408	27011	Baileys Marine Fuel Australia	Fuel	15/11/2024	216.16
EF174409	27015	Intelli Trac	Gps Tracking	15/11/2024	286.00
EF174410	27031	Downer Edi Works Pty Ltd	Asphalt Services	15/11/2024	48,245.67
EF174411	27034	Adelby Pty Ltd	Firebreak Construction	15/11/2024	2,250.00
EF174412	27044	Graffiti Systems Australia	Graffiti Removal & Anti-Graffiti Coating	15/11/2024	18,111.50
EF174413	27052	Event Marquees	Marquee Hire	15/11/2024	1,615.00
EF174414	27059	Frontline Fire & Rescue Equipment	Manufacture-Fire Vehicles/Equipment	15/11/2024	1,496.71
EF174415	27065	Westbooks	Books	15/11/2024	5,843.44
EF174416	27082	Kulbardi Pty Ltd	Stationery Supplies	15/11/2024	856.85
EF174417	27103	Threat Protect Security Services Pty Ltd	Security	15/11/2024	4,235.00
EF174418	27168	Nightlife Music Pty Ltd	Music Management	15/11/2024	465.53
EF174419	27172	Artery Media Solutions	Artwork Design	15/11/2024	1,650.00
EF174420	27177	Rentokil Initial Pty Ltd (Initial Hygiene)	Hygiene	15/11/2024	3,526.16
EF174421	27189	Healthstrong Pty Ltd Amplar Allied Health	Mobile Allied Health Services	15/11/2024	440.00
EF174422	27246	Veale Auto Parts	Spare Parts Mechanical	15/11/2024	168.20
EF174423	27252	Aptella Pty Ltd	Survey	15/11/2024	1,177.00
EF174424	27362	The Mighty Booths	Photobooth	15/11/2024	949.00
EF174425	27374	Southern Cross Cleaning	Commercial Cleaning	15/11/2024	3,719.58
EF174426	27377	Accidental Health And Safety - Perth	First Aid Supplies	15/11/2024	228.07
EF174427	27401	Emprise Mobility	Mobility Equipment	15/11/2024	5,118.00
EF174428	27404	K2 Audiovisual Pty Ltd	Audio Visual Equipment	15/11/2024	2,618.00
EF174429	27423	Mechanical Project Services Pty Ltd	Airconditioning Services	15/11/2024	8,637.44
EF174430	27427	Home Chef	Cooking/Food Services	15/11/2024	232.65

30th November 2024 PAYMENT LISTING

MUNICIPAL FUND

EF174431	27437	Pb Reticulation & Maintenance Services Pty Ltd	Irrigation Services	15/11/2024	599.50
EF174432	27455	The Trustee For Ssh Group Safety Trust Ocula (Aus)	Cctv Parts	15/11/2024	35,141.09
EF174433	27479	Vital Interpreting Personnel	Translating Services	15/11/2024	557.94
EF174434	27507	Serco Facilities Management Pty Ltd	Cleaning Services	15/11/2024	113,542.26
EF174435	27539	Jasmin Carpentry & Maintenance	Carpentry	15/11/2024	280.50
EF174436	27546	Bpa Engineering	Consultancy - Engineering	15/11/2024	4,922.50
EF174437	27548	Standing Fork	Catering	15/11/2024	1,247.40
EF174438	27587	New Ground Water Services Pty Ltd	Irrigation/Reticulation	15/11/2024	16,060.00
EF174439	27596	Allwest Plant Hire Australia Pty Ltd	Plant Hire And Civil Contracting	15/11/2024	88.55
EF174440	27613	Redimed Pty Ltd	Medical & Health Services	15/11/2024	7,183.00
EF174441	27617	Atturra Business Applications	Consultancy - It	15/11/2024	5,775.00
EF174442	27622	Trugrade Medical Supplies	Medical Supplies	15/11/2024	1,929.82
EF174443	27630	K-Line Fencing Group	Fencing	15/11/2024	1,311.75
EF174444	27631	Aquatic Services Wa Pty Ltd	Pool Equipment & Maintenance	15/11/2024	4,171.20
EF174445	27650	Datacom Systems (Au) Pty Ltd	It Sales, Consulting & Service	15/11/2024	83,755.89
EF174446	27664	Disability Awareness Training	Training Disabilities	15/11/2024	1,500.00
EF174447	27676	Blue Force Pty Ltd	Security Services	15/11/2024	11,767.80
EF174448	27695	Qtm Pty Ltd	Traffic Management	15/11/2024	74,826.05
EF174449	27701	Perth Better Homes	Shade Sails	15/11/2024	71,283.30
EF174450	27797	City Lift Services Pty Ltd	Lift Maintenance	15/11/2024	1,639.00
EF174451	27819	Axiis Contracting Pty Ltd	Concrete Works	15/11/2024	57,916.36
EF174452	27829	Smec Australia Pty Ltd	Consultancy - Engineering	15/11/2024	16,793.35
EF174453	27850	Dowsing Group Pty Ltd	Concreting Services	15/11/2024	54,299.72
EF174454	27865	Pritchard Francis Consulting Pty Ltd	Engineering Services	15/11/2024	1,848.00
EF174455	27890	Tabec Pty Ltd	Engineering Services	15/11/2024	3,270.30
EF174456	27894	Homecare Physiotherapy	Healthcare	15/11/2024	13,703.44
EF174457	27901	Iles Cultural Heritage	Cultural Training	15/11/2024	1,419.00
EF174458	27917	Go Doors Advanced Automation	Door Maintenance & Repair	15/11/2024	1,725.58
EF174459	27953	Truckline	Spare Parts, Truck/Trailer	15/11/2024	393.40
EF174460	27965	Stantec Australia Pty Ltd	Engineering Services	15/11/2024	25,000.00
EF174461	27970	Forksafe	Servcie - Fork Lift	15/11/2024	308.00
EF174462	27978	Frontline Safety Australia Pty Ltd	Clothing - Uniforms	15/11/2024	372.90
EF174463	27986	Daily Living Products	Mobility Equip	15/11/2024	95.00
EF174464	27992	Learning Horizons	Training/Education	15/11/2024	3,300.00
EF174465	28001	Corsign Wa Pty Ltd	Sign Making Material	15/11/2024	3,940.20
EF174466	28003	Taylor Made Design	Graphic Design	15/11/2024	1,870.00
EF174467	28047	Mitchell Garlett	Ceremonial Services	15/11/2024	450.00
EF174468	28049	Copy Magic	Printing Services	15/11/2024	4,027.42
EF174469	28061	Go2cup	Paper Cups	15/11/2024	5,500.00
EF174470	28082	For Blue Pty Ltd	Consultancy - Economic	15/11/2024	5,500.00
EF174471	28090	K Craft Building	Construction	15/11/2024	10,560.00
EF174472	28124	Air-Met Scientific Pty Ltd	Professional And Scientific Goods Wholes	15/11/2024	137.50
EF174473	28141	Lessen With Peg- Rethink Waste	Waste Education	15/11/2024	900.00
EF174474	28168	Sifting Sands	Sand Cleaning	15/11/2024	65,562.24

30th November 2024 PAYMENT LISTING

MUNICIPAL FUND

EF174475	28179	Ecospill Pty Ltd	Emergency Shower Supply And Service	15/11/2024	751.89
EF174476	28184	Spearwood Veterinary Hospital	Veterinary Hospital	15/11/2024	755.00
EF174477	28196	Brightmark Group Pty Ltd	Cleaning Services	15/11/2024	21,122.43
EF174478	28197	Lite N Easy Pty Ltd	Food Supplies	15/11/2024	839.99
EF174479	28201	Select Fresh	Food Supplies	15/11/2024	584.33
EF174480	28214	Beyond Skateboarding	Skateboarding Clinics	15/11/2024	1,100.00
EF174481	28221	Sensational Stiltwalking	Entertainer	15/11/2024	2,860.00
EF174482	28223	Nateis Contracting Pty Ltd	Demolition Services	15/11/2024	10,450.00
EF174483	28228	Delta Roofing Pty Ltd	Roofing Services	15/11/2024	14,565.10
EF174484	28231	Typeset Pty Ltd	Editorial And Business Communications Se	15/11/2024	5,445.00
EF174485	28241	Swift Flow Pty Ltd	Plumbing	15/11/2024	20,212.03
EF174486	28246	Hendercare	Nursing Services	15/11/2024	1,757.80
EF174487	28254	Cleantex Pty Ltd	Laundry Service	15/11/2024	699.06
EF174488	28258	Garden Care West	Gardening Services	15/11/2024	82.50
EF174489	28261	Hazed Services Pty Ltd	Safety - Roof	15/11/2024	4,202.94
EF174490	28263	Julia Kay Wallis	Historian	15/11/2024	337.50
EF174491	28264	Garden Organics	Organics Processing	15/11/2024	116,649.74
EF174492	28265	Tree Care Wa	Vegetation Maintenance Services	15/11/2024	13,384.11
EF174493	28275	Farrington Dry Cleaners	Dry Cleaning	15/11/2024	80.00
EF174494	28277	Gesha Coffee Co	Coffee Supplies	15/11/2024	1,732.00
EF174495	28287	All Lines	Linemarking	15/11/2024	1,017.50
EF174496	28288	The Trustee For The Lovett Family Trust Interfire Agencies	Supplier Of Fire, Rescue, Medical And Em	15/11/2024	8,008.18
EF174497	28289	Grafton General Products	Mobility Equipment	15/11/2024	2,574.00
EF174498	28298	Civil Sciences And Engineering	Engineering	15/11/2024	2,420.00
EF174499	28303	Miracle Recreation Equipment	Playground Equipment	15/11/2024	753.50
EF174500	28329	Certex Lifting Pty Ltd	Lifting Equipment And Testing	15/11/2024	3,114.54
EF174501	28371	Flexi Staff	Employment Services	15/11/2024	22,449.65
EF174502	28392	Mcs Civil Contracting	Engineering/Earthworks	15/11/2024	21,598.50
EF174503	28406	Ricochet Circus And Entertainment Pty Ltd	Entertainment	15/11/2024	4,500.00
EF174504	28408	Rc Vegetation Services Pty Ltd	Mowing Services	15/11/2024	30,396.30
EF174505	28409	Sanpoint Pty Ltd (Ld Total)	Landscape Services	15/11/2024	32,401.11
EF174506	28410	Wa Temporary Fencing Supplies	Hire Fencing	15/11/2024	110.00
EF174507	28417	Techplus Live Pty Ltd	Event Management	15/11/2024	3,080.00
EF174508	28426	Power Paving Pty Ltd	Paving Services	15/11/2024	8,030.00
EF174509	28428	Wa Bolts Pty Ltd	Fixings & Fasteners	15/11/2024	166.45
EF174510	28433	Minus18	Charity	15/11/2024	396.00
EF174511	28437	Building & Industrial Cleaning Services	Clenaing Services	15/11/2024	47,316.48
EF174512	28448	Enchanted Stiltwalking	Roving Entertainment	15/11/2024	3,436.40
EF174513	28449	Sheridans	Manufacturing	15/11/2024	99.94
EF174514	28454	Aussie Natural Spring Water	Water Supplies	15/11/2024	387.00
EF174515	28457	Live Life Alarms	Virtual Sale Of Mobile Alarms	15/11/2024	150.00
EF174516	28461	Carealert	Entertainment	15/11/2024	6.49
EF174517	28463	Antree Dnh Pty Ltd	Gardening	15/11/2024	1,158.30
EF174518	28491	Amc Jakovich Function Centre T/As Development Wa (Amc Jakovich Function Centre	Function Centre	15/11/2024	4,277.75

30th November 2024 PAYMENT LISTING

MUNICIPAL FUND

EF174519	28505	Maltia Caffè The Trustee For Caruana Family Trust	Cafe And Catering Services	15/11/2024	239.00
EF174520	28508	T C Waste (Wa) Pty Ltd (D & M Waste Management) D & M Waste Managem	Waste Management	15/11/2024	10,725.00
EF174521	28522	Bing Technologies Pty Ltd	Mailing Services	15/11/2024	1,694.01
EF174522	28523	Rsa Pty Ltd Rsa Engineering	Consulting Engineers	15/11/2024	1,485.00
EF174523	28525	Noma Pty Ltd	Architecture	15/11/2024	480.00
EF174524	28566	Prime Civil Pty Ltd	Civil Construction	15/11/2024	50,380.00
EF174525	28569	Choiceone Pty Ltd	Recruitment Services	15/11/2024	21,876.81
EF174526	28580	Successful Projects	Project Management, Planning &Scheduling	15/11/2024	4,941.33
EF174527	28593	Milliyaan Aboriginal Services	Cultural Education & Consultancy Service	15/11/2024	1,056.00
EF174528	28610	Green Values Australia	Environmental Consultancy	15/11/2024	5,318.50
EF174529	28612	Pickleball West	Pickleball Equipment Sales	15/11/2024	98.45
EF174530	28614	Ronan Freeburn Wa Comedy	Event Producer	15/11/2024	13,200.00
EF174531	28628	Department Of Climate Change, Energy, The Environment And Wa Dccee	Governing Body	15/11/2024	8,000.00
EF174532	28637	Site Safe Security Rentals Pty Ltd	Rental Of Security Equipment	15/11/2024	1,320.00
EF174533	28645	360 Artist Logistics Pty Ltd	Events And Entertainment	15/11/2024	46,750.00
EF174534	28651	Moodjar Holdings Pty Ltd	Cultural Engagement	15/11/2024	1,622.50
EF174535	28652	Omnicom Media Group Australia Pty Ltd Omnicom Media Group Australia Pty	Media And Advertising Services	15/11/2024	5,883.90
EF174536	28655	Rockingham Glass Reads West Coast Maintenance Pty Ltd	Emergency Glass Repair	15/11/2024	1,753.32
EF174537	28691	Kgo Enterprises Pty Ltd Perth Bouncy Castle Hire	Entertainment - Amusement & Inflatables	15/11/2024	6,712.20
EF174538	28700	Securitech Consultancy Solutions Pty Ltd Full Circle Partners Pty Ltd	It Recruitment And Consultancy Services	15/11/2024	11,828.44
EF174539	28705	Goolarri Media Enterprises Pty Ltd	Events & Training	15/11/2024	2,880.00
EF174540	28709	Paatsch Consulting Pty Ltd	Consulting	15/11/2024	5,500.00
EF174541	28713	Ellenby Pty Ltd Ellenby Tree Farm Pty Ltd	Tree Farm	15/11/2024	12,686.02
EF174542	28723	Engenesis Pty Ltd	Consulting - International Trade & Inves	15/11/2024	1,100.00
EF174543	28728	Australian Defence Apparel Pty Ltd Legear	Law Enforcement Gear	15/11/2024	10,534.02
EF174544	28753	Agtech International Pty Ltd Schaffer Loaders	Machinery Wholesaling	15/11/2024	864.18
EF174545	28760	Spawtz Pty Ltd	Competition Management And Payments Soft	15/11/2024	2,053.19
EF174546	28767	The Trustee For Bugbusters Unit Trust Bug Busters	Pest Control	15/11/2024	11,038.50
EF174547	28776	O2metocean Pty Ltd O2 Metocean	Specialised Marine Oceanographic Consult	15/11/2024	2,263.25
EF174548	28783	Shape Urban Pty Ltd	Planning And Stakeholder Engagement	15/11/2024	18,961.80
EF174549	28787	Blue Assist Pty Ltd	Supply And Install Emergency Help Device	15/11/2024	62.00
EF174550	28797	Wa International Pty Ltd Plunge & Co	Catering - Cafe & Restaurant	15/11/2024	245.00
EF174551	28820	Xref (Au) Pty Ltd	Human Resources Platform	15/11/2024	21,692.00
EF174552	28823	Synergy Business Systems Pty Ltd Boss Industrial	Industrial Supply	15/11/2024	1,516.46
EF174553	28830	Carabiner Architects Pty Ltd	Architectural Services	15/11/2024	5,346.00
EF174554	28831	Safepath Pty Ltd	Concrete Footpath Grinding To Remove T	15/11/2024	7,727.50
EF174555	28833	Ptg Consulting Pty Ltd	Geotech & Road Saffey	15/11/2024	13,530.00
EF174556	28852	Cti Couriers Pty Ltd	Courier Services	15/11/2024	2,384.71
EF174557	28854	Crommelin Air & Power Pty Ltd Air & Power	Engineering - Air Compressor Sale & Serv	15/11/2024	679.75
EF174558	28865	Alpha J Pty Ltd Alpha Linemarking	Line Marking	15/11/2024	770.00
EF174559	28874	The Trustee For Alara Trust Earthside Eco Burns	Earthside Eco Burns Cloth Nappy Education	15/11/2024	440.00
EF174560	28875	Engenuity Engineering Pty Ltd	Engineering Consultant	15/11/2024	2,420.00
EF174561	28897	Mcleods Lawyers Pty Ltd Mcleods Lawyers	Legal Service	15/11/2024	30,666.62
EF174562	28898	Legge Civil Pty Ltd	Civil Engineering Consultant	15/11/2024	8,283.00

30th November 2024 PAYMENT LISTING

MUNICIPAL FUND

EF174563	28927	Veolia Recycling & Recovery (Perth) Pty Ltd	Veolia Recycling & Recovery (Perth) Pty Ltd	Waste Recycling And Recovery	15/11/2024	154,194.58
EF174564	28928	Griffin Plant Hire Pty Pld	Griffin Civil	Civil Construction	15/11/2024	209,000.00
EF174565	28929	Conscious Creation Foundation		Creative Arts Services	15/11/2024	7,000.00
EF174566	28930	A.C.N. 650 414 903 Pty Ltd	Aba Property Maintenance	Property Maintenance	15/11/2024	1,100.00
EF174567	28941	The Trustee For Dupagne Family Trust		Joinery	15/11/2024	9,273.00
EF174568	28949	Kathy Carver Music		Musician - Entertainer	15/11/2024	200.00
EF174569	28950	4Cabling Pty Ltd		It, Data & Cabling Supplier/Distributor	15/11/2024	735.70
EF174570	28969	Walker Street Corporation Pty Ltd	Crowd Barriers Wa	Providing Temporary Fencing And Crowd Ba	15/11/2024	1,963.50
EF174571	99996	Chia-En Chen		Rates And Property Related Refunds	15/11/2024	528.43
EF174572	99996	Deborah English		Rates And Property Related Refunds	15/11/2024	150.00
EF174573	99996	Sasikumar Muthiah Nadar		Rates And Property Related Refunds	15/11/2024	150.00
EF174574	99996	Casey Nicolau		Rates And Property Related Refunds	15/11/2024	150.00
EF174575	99996	Homebuyers Centre Pty Ltd		Rates And Property Related Refunds	15/11/2024	381.97
EF174576	99996	Inhouse Building Design		Rates And Property Related Refunds	15/11/2024	147.00
EF174577	99996	Revenuewa		Rates And Property Related Refunds	15/11/2024	882.45
EF174578	99996	Bernardina Acquado		Rates And Property Related Refunds	15/11/2024	572.00
EF174579	99996	Perth One Real Estate		Rates And Property Related Refunds	15/11/2024	522.00
EF174580	99996	Christopher Bonetti		Rates And Property Related Refunds	15/11/2024	544.36
EF174581	99996	Hazel Brough		Rates And Property Related Refunds	15/11/2024	271.90
EF174582	99996	Kourtney Chellew		Rates And Property Related Refunds	15/11/2024	442.00
EF174583	99996	Georgia Ablitt		Rates And Property Related Refunds	15/11/2024	584.00
EF174584	99996	Vivid Property Perth Pty Ltd		Rates And Property Related Refunds	15/11/2024	445.00
EF174585	99996	Christopher Monahan		Rates And Property Related Refunds	15/11/2024	651.96
EF174586	99996	Senmei Bennett		Rates And Property Related Refunds	15/11/2024	457.50
EF174587	99996	Cambert Nominees Pty Ltd		Rates And Property Related Refunds	15/11/2024	230.00
EF174588	99996	Revenuewa		Rates And Property Related Refunds	15/11/2024	5.68
EF174589	99996	Revenuewa		Rates And Property Related Refunds	15/11/2024	854.07
EF174590	99996	Revenuewa		Rates And Property Related Refunds	15/11/2024	2.84
EF174591	99996	Jacinta R Hidajat		Rates And Property Related Refunds	15/11/2024	729.00
EF174592	11758	Req Officers Do Not Use - Water Corp Utility Account Only - Please Refer To		Water Usage / Sundry Charges	15/11/2024	14,254.35
EF174593	11760	Water Corporation		Sewer Easement	15/11/2024	2,210.18
EF174594	11794	Synergy		Electricity Usage/Supplies	15/11/2024	43,480.49
EF174595	28571	Perth Energy Pty Ltd		Energy Supply	15/11/2024	8,106.79
EF174596	26987	Cti Risk Management		Security - Cash Collection	19/11/2024	2,318.80
EF174597	28471	Telstra Limited		Telecommunications	19/11/2024	18,255.65
EF174598	28632	Total Connections Pty Ltd		Hose, Hydraulics & Fire Protection Servi	19/11/2024	10,920.05
EF174599	10747	linet Limited		Internet Services	20/11/2024	1,009.88
EF174600	11758	Req Officers Do Not Use - Water Corp Utility Account Only - Please Refer To		Water Usage / Sundry Charges	20/11/2024	21,920.28
EF174601	23250	Department Of Planning, Lands & Heritage		Dap Applications & Dap Fees	22/11/2024	264.00
EF174602	88888	Wayne Radonich		Bond refund	22/11/2024	198,843.40
EF174603	88888	Damien Dasenzo		Bond refund	22/11/2024	500.00
EF174604	99997	Cockburn Lakes Amateur Football Club Inc		Community Grant-Canteen Kitchen Equipmen	22/11/2024	3,000.00
EF174605	99997	Food Safety Co		Invoice Inv0254	22/11/2024	1,866.70
EF174606	99997	A Peck And A Warne		Rehabilitating Roe 8 Work Reimbursement	22/11/2024	24.56

30th November 2024 PAYMENT LISTING

MUNICIPAL FUND

EF174607	99997	Microenterprise People Inc	Community Grant-For International Day Of	22/11/2024	5,005.00
EF174608	99997	St Patrick's Community Support Centre	Community Grant-Imagined Futures-Where's	22/11/2024	3,254.24
EF174609	99997	Cockburn Community Men's Shed Inc	Community Grant-Purchase Of Equipment	22/11/2024	1,650.00
EF174610	99997	Brazilian Community Association	Community Grant-Events	22/11/2024	4,000.00
EF174611	99997	Gary Clark	Senior Security Rebate	22/11/2024	100.00
EF174612	99997	Leeming Masters Swimming	Community Grant-Banner Puchase	22/11/2024	400.00
EF174613	99997	Af & Kd Piggini	Senior Security Rebate	22/11/2024	100.00
EF174614	99997	Glenis Kemp	Senior Security Rebate	22/11/2024	300.00
EF174615	99997	Sascha Buttgereit	Sustainable Home Rebate Pilot	22/11/2024	188.00
EF174616	99997	The Lost Quays Inc.	Invoice #2024-19 - Sea Shanty Performanc	22/11/2024	1,000.00
EF174617	99997	Anna Quintal	Refund For Trailer Passes	22/11/2024	59.00
EF174618	99997	Matthew Partridge	Water Wise Verge	22/11/2024	250.00
EF174619	99997	Jared Bray	Water Wise Verge Rebate	22/11/2024	250.00
EF174620	99997	Ana Melgar Condori	Cctv Residentail Rebate	22/11/2024	500.00
EF174621	99997	Ben Gorjy	Cctv Residentail Rebate	22/11/2024	500.00
EF174622	99997	Binod Dahal	Cctv Residentail Rebate	22/11/2024	500.00
EF174623	99997	Chae Salbie	Cctv Residentail Rebate	22/11/2024	500.00
EF174624	99997	Do Byun	Cctv Residentail Rebate	22/11/2024	500.00
EF174625	99997	Jordan Truswell	Cctv Residentail Rebate	22/11/2024	500.00
EF174626	99997	Kerry Hau	Cctv Residentail Rebate	22/11/2024	500.00
EF174627	99997	Martin Moore	Cctv Residentail Rebate	22/11/2024	500.00
EF174628	99997	Pargan Sanghera	Cctv Residentail Rebate	22/11/2024	500.00
EF174629	99997	Patricia Shepley	Cctv Residentail Rebate	22/11/2024	500.00
EF174630	99997	Louise Grant	Waterwise Verge Scheme Rebate Payment	22/11/2024	250.00
EF174631	99997	Sarah Barrow	Waterwise Verge Scheme Rebate Payment	22/11/2024	152.47
EF174632	99997	Lefty Band Account- Sascha Mrzic	Spring Fair Entertainment	22/11/2024	200.00
EF174633	99997	Jack Findlater	Spring Fair Entertainment - 28102024	22/11/2024	200.00
EF174634	99997	Servau Offcl. Departmental	Tax Invoice No: 180159929	22/11/2024	234.63
EF174635	99997	Kathryn George	Passenger Transport Driver Renewal Fee	22/11/2024	99.00
EF174636	99997	South Coogee Volunteer Bush Fire Brigade	South Coogee Vbfb Reimbursement	22/11/2024	1,073.03
EF174637	99997	Mia Church	Sustainable Home Rebate Pilot	22/11/2024	800.00
EF174638	99997	Joanne And Jason Connolly	Sustainable Home Rebate Pilot	22/11/2024	800.00
EF174639	99997	James And Kim Williamson	Sustainable Home Rebate Pilot	22/11/2024	800.00
EF174640	99997	M J Nylander M K Pendlebury	Sustainable Home Rebate Pilot	22/11/2024	736.00
EF174641	99997	Mai Nguyen	Sustainable Home Rebate Pilot	22/11/2024	50.00
EF174642	99997	Belinda Crews	Sustainability Grant	22/11/2024	800.00
EF174643	99997	Marcela Paz Jones	Reimbursement Of Fees	22/11/2024	2,240.00
EF174644	99997	Coogee Beach Progress Association Inc	Invoice 001	22/11/2024	327.50
EF174645	99997	Jemma Elizabeth Thevenau	Bird Bath Rebate	22/11/2024	49.99
EF174646	99997	Naval Base Holiday Centre Association	Small Events Sponsorship	22/11/2024	2,380.00
EF174647	99997	Candice Haycock	Bird Bath Rebate	22/11/2024	24.75
EF174648	99997	Gregory At Hawkins Lm	Bird Bath Rebate	22/11/2024	34.95
EF174649	99997	Sm Forrest & R Dyson	Bird Bath Rebate	22/11/2024	50.00
EF174650	99997	R & H Millington	Bird Bath Rebate	22/11/2024	50.00

30th November 2024 PAYMENT LISTING

MUNICIPAL FUND

EF174651	99997	Kym Shortte	Bird Bath Rebate	22/11/2024	24.75
EF174652	99997	M T Sheppard	Bird Bath Rebate	22/11/2024	50.00
EF174653	99997	Gs And Rk Rosa	Bird Bath Rebate	22/11/2024	49.99
EF174654	99997	Pia Redman	Bird Bath Rebate	22/11/2024	14.49
EF174655	99997	The Embroiderers' Guild Of Wa	Invoice No: Inv0116	22/11/2024	400.00
EF174656	99997	City Integrated Maintenance Services Pty	Invoice9179113	22/11/2024	10,294.68
EF174657	99996	Annette Stewart	Rates And Property Related Refunds	22/11/2024	30.00
EF174658	99996	Tim Phillips	Rates And Property Related Refunds	22/11/2024	147.00
EF174659	99996	Edwardson Tongue	Rates And Property Related Refunds	22/11/2024	669.24
EF174660	99996	Shelley Richmond	Rates And Property Related Refunds	22/11/2024	407.76
EF174661	99996	Peter M Sizer	Rates And Property Related Refunds	22/11/2024	601.09
EF174662	99996	Keily Vittoria Mcallister	Rates And Property Related Refunds	22/11/2024	548.00
EF174663	99996	Southern Cross Housing Ltd	Rates And Property Related Refunds	22/11/2024	1,078.20
EF174664	99996	Matthew Kennewell	Rates And Property Related Refunds	22/11/2024	710.57
EF174665	99996	Settlement Talk	Rates And Property Related Refunds	22/11/2024	435.00
EF174666	11794	Synergy	Electricity Usage/Supplies	22/11/2024	358,813.56
EF174667	28571	Perth Energy Pty Ltd	Energy Supply	22/11/2024	99.94
EF174668	11867	Kevin John Allen	Elected Member Sitting Fees & Allowances	22/11/2024	2,856.50
EF174669	12740	Logan Howlett	Elected Member Sitting Fees & Allowances	22/11/2024	12,377.25
EF174670	19059	Carol Reeve-Fowkes	Elected Member Sitting Fees & Allowances	22/11/2024	3,120.31
EF174671	25353	Philip Eva	Elected Member Sitting Fees & Allowances	22/11/2024	2,856.50
EF174672	27326	Michael Separovich	Elected Member Sitting Fees & Allowances	22/11/2024	2,856.50
EF174673	27327	Chontelle Stone	Elected Member Sitting Fees & Allowances	22/11/2024	4,879.73
EF174674	27871	Tom Widenbar	Elected Member Sitting Fees & Allowances	22/11/2024	2,856.50
EF174675	27872	Phoebe Corke	Elected Member Sitting Fees & Allowances	22/11/2024	2,856.50
EF174676	28238	Tarun Dewan	Elected Member Sitting Fees & Allowances	22/11/2024	2,856.50
EF174677	28717	Carol Lechun Zhang	Elected Member Sitting Fees & Allowances	22/11/2024	2,856.50
EF174678	10058	Alsco Pty Ltd	Hygiene Services/Supplies	20/11/2024	308.67
EF174679	10118	Australia Post	Postage Charges	20/11/2024	16,330.59
EF174680	10170	Macri Partners	Auditing Services	20/11/2024	3,300.00
EF174681	10207	Boc Gases	Gas Supplies	20/11/2024	251.25
EF174682	10209	Boffins Books Boffins Bookshop Pty Ltd T/As Boffins Books	Books	20/11/2024	473.71
EF174683	10221	Bp Australia Pty Ltd	Diesel/Petrol Supplies	20/11/2024	32,462.83
EF174684	10226	Bridgestone Australia Ltd	Tyre Services	20/11/2024	61.60
EF174685	10244	Building & Const Industry Training Fund	Levy Payment	20/11/2024	24,209.64
EF174686	10246	Bunnings Building Supplies Pty Ltd	Hardware Supplies	20/11/2024	1.14
EF174687	10279	Castrol Australia Pty Ltd	Grease/Lubricants	20/11/2024	5,178.80
EF174688	10326	City Of Gosnells	Replacement Of Library Supplies / Lsl	20/11/2024	11,762.84
EF174689	10333	Cjd Equipment Pty Ltd	Hardware Supplies	20/11/2024	14,209.08
EF174690	10344	Business Foundations Incorporated	Donation	20/11/2024	1,100.00
EF174691	10359	Cockburn Painting Service	Painting Supplies/Services	20/11/2024	825.00
EF174692	10402	Coogee Primary School	Grants & Donations	20/11/2024	280.00
EF174693	10483	Landgate	Mapping/Land Title Searches	20/11/2024	11,822.62
EF174694	10528	Easifleet	Vehicle Lease	20/11/2024	522.74

30th November 2024 PAYMENT LISTING

MUNICIPAL FUND

EF174695	10535	Workpower Incorporated	Employment Services - Planting	20/11/2024	9,823.27
EF174696	10573	Fairbridge Western Australia Inc	Outdoor Recreation Services	20/11/2024	1,140.00
EF174697	10589	Fines Enforcement Registry	Fines Enforcement Fees	20/11/2024	5,934.00
EF174698	10590	Department Of Fire And Emergency Services	Esl Levy & Related Costs	20/11/2024	989.86
EF174699	10655	Ghd Pty Ltd	Consultancy Services	20/11/2024	18,450.58
EF174700	10683	Gronbek Security	Locksmith Services	20/11/2024	2,653.09
EF174701	10708	Heavy Automatics Pty Ltd	Equipment Maintenance Services	20/11/2024	726.00
EF174702	10787	Jandakot Accident Repair Centre	Panel Beating Services	20/11/2024	2,000.00
EF174703	10879	Les Mills Aerobics	Instruction/Training Services	20/11/2024	1,576.32
EF174704	10913	Bucher Municipal Pty Ltd	Purchase Of New Plant / Repair Services	20/11/2024	8,302.21
EF174705	10923	Major Motors Pty Ltd	Repairs/Maintenance Services	20/11/2024	605.90
EF174706	10991	Beacon Equipment	Mowing Equipment	20/11/2024	1,038.00
EF174707	11004	Murdoch University Office Of Finance, Planning & Reporting	Analysing Services	20/11/2024	275.00
EF174708	11036	Northlake Electrical Pty Ltd	Electrical Services	20/11/2024	18,192.28
EF174709	11182	Premium Brake & Clutch Services Pty Ltd	Brake Services	20/11/2024	3,301.10
EF174710	11333	Shelford Constructions Pty Ltd	Construction Services	20/11/2024	1,265,666.05
EF174711	11387	Bibra Lake Soils	Soil & Limestone Supplies	20/11/2024	490.00
EF174712	11406	South Lake Ottey Family & Neighbourhood Centre	Community Service	20/11/2024	792.00
EF174713	11425	Resource Recovery Group	Waste Disposal Gate Fees	20/11/2024	1,050.00
EF174714	11449	Spearwood Florist Ultimate Co Pty Ltd	Floral Arrangements	20/11/2024	289.00
EF174715	11469	Sports Turf Technology Pty Ltd	Turf Consultancy Services	20/11/2024	18,150.00
EF174716	11470	Sportsworld Of Wa	Sport Supplies	20/11/2024	5,624.30
EF174717	11483	St John Ambulance Aust Wa Operations	First Aid Courses	20/11/2024	1,102.40
EF174718	11531	Sunny Industrial Brushware Pty Ltd	Brush/Road Broom Supplies	20/11/2024	374.00
EF174719	11557	Technology One Ltd	It Consultancy Services	20/11/2024	68,200.00
EF174720	11619	Titan Ford	Purchase Of Vehicles & Servicing	20/11/2024	411.00
EF174721	11625	Nutrien Water	Reticulation Supplies	20/11/2024	7,297.12
EF174722	11642	Trailer Parts Pty Ltd	Trailer Parts	20/11/2024	25.56
EF174723	11651	Tree Watering Services	Tree Watering Services	20/11/2024	1,440.00
EF174724	11701	Vibra Industrial Filtration Australasia	Filter Supplies	20/11/2024	254.10
EF174725	11722	Wa Hino Sales & Service	Purchase Of New Trucks / Maintenance	20/11/2024	402.71
EF174726	11789	Walga	Advertising/Training Services	20/11/2024	1,089.00
EF174727	11793	Western Irrigation Pty Ltd	Irrigation Services/Supplies	20/11/2024	1,438.40
EF174728	11806	Westrac Pty Ltd	Repairs/Mtnce - Earthmoving Equipment	20/11/2024	223.48
EF174729	11828	Worldwide Online Printing - O'connor	Printing Services	20/11/2024	515.00
EF174730	11835	Wurth Australia Pty Ltd	Hardware Supplies	20/11/2024	347.95
EF174731	11873	Wattleup Tractors	Hardware Supplies	20/11/2024	3,486.28
EF174732	12014	Tutt Bryant Equipment Bt Equipment Pty Ltd T/As	Excavating/Earthmoving Equipment	20/11/2024	11,625.08
EF174733	12018	O'connor Lawnmower & Chainsaw Centre	Mowing Equipment/Parts/Services	20/11/2024	1,496.00
EF174734	12685	Trcb Taylor Robinson Unit Trust	Architechtrual Services	20/11/2024	8,556.90
EF174735	13102	Michael Page International (Australia) Pty Ltd	Employment Services	20/11/2024	5,327.11
EF174736	13475	The Trustee For Burgess Rawson Wa Unit Trust Burgess Rawson (Wa) Pty Lt	Property Management	20/11/2024	25,334.38
EF174737	13558	Etc Solutions	Consultants Services	20/11/2024	1,622.50
EF174738	13563	Green Skills Inc	Employment Services	20/11/2024	18,719.55

30th November 2024 PAYMENT LISTING

MUNICIPAL FUND

EF174739	13825	Jackson Mcdonald	Legal Services	20/11/2024	6,543.90
EF174740	14530	Donald Veal Consultants Pty Ltd	Consultancy Services	20/11/2024	17,132.50
EF174741	15393	Stratagreen	Hardware Supplies	20/11/2024	929.13
EF174742	15550	Apace Aid Inc	Plants & Landscaping Services	20/11/2024	7,171.62
EF174743	15588	Natural Area Consulting Management Services	Weed Spraying	20/11/2024	50,983.37
EF174744	15746	Western Australia Police Service	Police Clearances	20/11/2024	108.00
EF174745	15772	The Trustee For The Parker Black & Forrest Unit Trust Parker Black & Forrest	Architectural Door Hardware Distributor	20/11/2024	770.20
EF174746	15850	Ecoscape Australia Pty Ltd	Environmental Consultancy	20/11/2024	989.45
EF174747	15916	1Spatial Australia Pty Ltd	Annual Software Subscription	20/11/2024	11,789.46
EF174748	16064	Cms Engineering	Airconditioning Services	20/11/2024	7,301.91
EF174749	16107	Wren Oil	Waste Disposal Services	20/11/2024	451.00
EF174750	16510	Lloyd George Acoustics Pty Ltd	Consultancy Services - Acoustic	20/11/2024	5,758.50
EF174751	16914	Element Advisory Pty Ltd	Consultancy Services	20/11/2024	2,183.50
EF174752	16985	Wa Premix	Concrete Supplies	20/11/2024	1,588.40
EF174753	17345	Kennards Hire - Myaree	Equipment Hire	20/11/2024	6,780.00
EF174754	18073	Paramount Security Services	Security Services	20/11/2024	1,064.80
EF174755	18203	Natsync Environmental	Pest Control	20/11/2024	475.00
EF174756	18272	Austraclear Limited	Investment Services	20/11/2024	114.10
EF174757	18286	Iw Projects Pty Ltd	Consultancy Services - Civil Engineering	20/11/2024	15,012.25
EF174758	18533	Friends Of The Community Inc.	Donation	20/11/2024	550.00
EF174759	18765	The Trustee For The Paxon Trust Paxon Business & Financial Services Pty Ltd	Financial, Commercial And Transaction Ad	20/11/2024	25,602.60
EF174760	18962	Sealanes (1985) P/L	Catering Supplies	20/11/2024	3,100.37
EF174761	19533	Woolworths Group Ltd (Woolworths & Big W)	Groceries	20/11/2024	2,980.77
EF174762	19541	Turf Care Wa Pty Ltd	Turf Services	20/11/2024	52,655.23
EF174763	19558	Complete Fire Design	Fire Consultancy Services	20/11/2024	5,192.00
EF174764	20000	Aust West Auto Electrical Pty Ltd	Auto Electrical Services	20/11/2024	442.03
EF174765	20321	Riverjet Pty Ltd	Educting-Cleaning Services	20/11/2024	25,014.00
EF174766	20535	Home-Grown Theatre	Drama Classes	20/11/2024	3,300.00
EF174767	20549	A1 Carpet, Tile & Grout Cleaning	Cleaning Services - Tiles/Carpet	20/11/2024	880.00
EF174768	21291	The Worm Shed	Environmental Education	20/11/2024	2,175.00
EF174769	21294	Cat Haven	Animal Services	20/11/2024	5,450.78
EF174770	21946	Ryan's Quality Meats	Meat Supplies	20/11/2024	822.29
EF174771	22553	Brownes Food Operations	Catering Supplies	20/11/2024	367.62
EF174772	22589	Jb Hi Fi - Cockburn	Electrical Equipment	20/11/2024	273.76
EF174773	22613	Vicki Royans	Artistic Services	20/11/2024	1,500.00
EF174774	22639	Shatish Chauhan	Training Services - Yoga	20/11/2024	2,520.00
EF174775	22658	South East Regional Centre For Urban Landcare Inc (Sercul)	Urban Landcare Services	20/11/2024	6,834.78
EF174776	22806	Chevron Australia Downstream Fuels Pty Ltd	Fuel Supplies	20/11/2024	73,081.23
EF174777	22903	Unique International Recoveries Llc	Debt Collectors	20/11/2024	332.80
EF174778	23332	Wrights Heavy Recovery	Towing Services	20/11/2024	1,100.00
EF174779	23351	Cockburn Gp Super Clinic Limited T/A Cockburn Integrated Health	Leasing Fees	20/11/2024	9,900.00
EF174780	23457	Totally Workwear Fremantle	Clothing - Uniforms	20/11/2024	12,046.04
EF174781	23570	A Proud Landmark Pty Ltd	Landscape Contruction Services	20/11/2024	27,419.04
EF174782	23579	Daimler Trucks Perth	Purchase Of New Truck	20/11/2024	3,048.10

30th November 2024 PAYMENT LISTING

MUNICIPAL FUND

EF174783	24275	Truck Centre Wa Pty Ltd	Purchase Of New Truck	20/11/2024	2,474.80
EF174784	24298	Tanks For Hire	Equipment Hire	20/11/2024	726.00
EF174785	24506	Amaranti's Personal Training	Personal Training Services	20/11/2024	800.00
EF174786	24655	Automasters Spearwood	Vehicle Servicing	20/11/2024	3,735.50
EF174787	24748	Pearmans Electrical & Mechanical Services P/L	Electrical Services	20/11/2024	14,554.56
EF174788	25102	Fremantle Mobile Welding	Welding Services	20/11/2024	1,705.00
EF174789	25418	Cs Legal	Legal Services	20/11/2024	2,411.12
EF174790	25586	Envirovap Pty Ltd	Hire Of Leachate Units	20/11/2024	11,071.50
EF174791	25645	Yelakitj Moort Nyungar Association Inc	Welcome To The Country Performances	20/11/2024	1,700.00
EF174792	25657	Lock Joint Australia The Trustee For The Gherbaz Family Trust	Locksmith Services	20/11/2024	2,926.00
EF174793	25731	Wheelie Clean	Cleaning Services	20/11/2024	547.80
EF174794	25813	Lg Connect Pty Ltd	Erp Systems Development	20/11/2024	5,999.84
EF174795	25822	Fit2work.Com.Au Mercury Search And Selection Pty Ltd	Employee Check	20/11/2024	46.09
EF174796	26114	Grace Records Management	Records Management Services	20/11/2024	1,582.53
EF174797	26120	Ecoburbia	Environmental Waste Workshops	20/11/2024	715.00
EF174798	26257	Paperbark Technologies Pty Ltd	Arboricultural Consultancy Services	20/11/2024	7,000.15
EF174799	26303	Gecko Contracting Turf & Landscape Maintenance	Turf & Landscape Maintenance	20/11/2024	381,467.75
EF174800	26310	Local Geotechnics	Consultancy Services	20/11/2024	8,129.00
EF174801	26329	Safety Signs Service Pty Ltd	Safety Signs	20/11/2024	6,247.23
EF174802	26355	Kaleidoscope Multicultural Arts Management	Entertainment Services	20/11/2024	7,500.00
EF174803	26419	Equifax Australasia Credit Ratings Pty Ltd	Credit Reference Checks	20/11/2024	1,087.02
EF174804	26449	Eco Shark Barrier Pty Ltd	Leasing Fee For Shark Barrier	20/11/2024	10,569.00
EF174805	26470	Scp Conservation	Fencing Services	20/11/2024	17,187.50
EF174806	26486	Bibra Lake Fabricators Pty Ltd	Fabrication Services	20/11/2024	2,475.00
EF174807	26574	Eva Bellydance	Entertainment - Belly Dancing	20/11/2024	375.00
EF174808	26618	Global Spill Control Pty Ltd	Road Safety Products	20/11/2024	497.66
EF174809	26623	Cromag Pty Ltd (Sigma Chemicals) Sigma Telford Group	Chemicals - Pool	20/11/2024	6,183.87
EF174810	26625	Andover Detailers	Car Detailing Services	20/11/2024	1,372.43
EF174811	26677	Australia And New Zealand Recycling Platform Limited	Not- For-Profit Member Services Body	20/11/2024	2,784.97
EF174812	26679	La Mint Events & Catering	Catering	20/11/2024	2,618.00
EF174813	26705	Creative Adm	Marketing Services	20/11/2024	23,377.20
EF174814	26739	Kerb Doctor	Kerb Maintenance	20/11/2024	2,163.91
EF174815	26743	Statewide Turf Services	Turf Renovation	20/11/2024	55,541.20
EF174816	26757	Incredible Creatures Mobile Farm	Bringing Animals To Shows For Public Int	20/11/2024	1,350.00
EF174817	26771	Instant Products Hire	Portable Toilet Hire	20/11/2024	683.54
EF174818	26778	Robert Walters	Recruitment Services	20/11/2024	1,949.52
EF174819	26782	Soft Landing	Recycling Services	20/11/2024	45,837.03
EF174820	26789	Raeco	Supplier Of Library Shelving And Furnitu	20/11/2024	516.45
EF174821	26813	Buswest	Bus Hire	20/11/2024	869.00
EF174822	26843	Ergolink	Ergonomic Office Furniture	20/11/2024	2,051.98
EF174823	26888	Media Engine	Graphic Design, Marketing, Video Product	20/11/2024	75.00
EF174824	26901	Alyka Pty Ltd	Digital Consultancy And Web Development	20/11/2024	660.00
EF174825	26929	Elan Energy Matrix Pty Ltd	Recycling Services	20/11/2024	2,051.53
EF174826	26932	Central Regional Tafe	Tafe	20/11/2024	1,814.02

30th November 2024 PAYMENT LISTING

MUNICIPAL FUND

EF174827	26946	Av Truck Services Pty Ltd	Truck Dealership	20/11/2024	348.35
EF174828	26957	Jbs & G Australia Pty Ltd	Consultancy - Enviromental	20/11/2024	18,478.90
EF174829	26987	Cti Risk Management	Security - Cash Collection	20/11/2024	1,387.58
EF174830	27002	Cockburn Party Hire	Hire Services	20/11/2024	5,386.00
EF174831	27010	Quantum Building Services Pty Ltd	Building Maintenance	20/11/2024	11,513.15
EF174832	27015	Intelli Trac	Gps Tracking	20/11/2024	3,708.10
EF174833	27028	Technogym Australia Pty Ltd	Fitness Equipment	20/11/2024	2,320.22
EF174834	27031	Downer Edi Works Pty Ltd	Asphalt Services	20/11/2024	180,262.68
EF174835	27032	Wtp Australia Pty Ltd	Quantity Surveyors	20/11/2024	3,678.40
EF174836	27054	Vocus Pty Ltd	Telecommunications	20/11/2024	10,091.40
EF174837	27059	Frontline Fire & Rescue Equipment	Manufacture-Fire Vehicles/Equipment	20/11/2024	520.69
EF174838	27065	Westbooks	Books	20/11/2024	837.65
EF174839	27077	Carbon Neutral	Carbon Solutions Provider	20/11/2024	10,587.50
EF174840	27082	Kulbardi Pty Ltd	Stationery Supplies	20/11/2024	2,991.48
EF174841	27085	Savills Project Management Pty Ltd	Project Management	20/11/2024	11,403.70
EF174842	27154	Veolia Recycling & Recovery Pty Ltd	Waste Services	20/11/2024	130,144.73
EF174843	27177	Rentokil Initial Pty Ltd (Initial Hygiene)	Hygiene	20/11/2024	3,526.16
EF174844	27201	Wfs Australia Pty Ltd	Software	20/11/2024	434.41
EF174845	27222	Ashton Safety Health Environment	Safety, Health, Environment Consulting	20/11/2024	2,121.74
EF174846	27237	Lobel Events	Event Lighting	20/11/2024	12,014.75
EF174847	27241	Landscape Elements	Landscaping Services	20/11/2024	89,306.45
EF174848	27243	Arjohuntleigh Pty Ltd	Supply, Repairs Health Equipemnt	20/11/2024	3,394.80
EF174849	27334	Westcare Print	Printing Services	20/11/2024	497.20
EF174850	27346	Office Line	Furniture Office	20/11/2024	3,172.40
EF174851	27362	The Mighty Booths	Photobooth	20/11/2024	699.00
EF174852	27381	Fit For Life Exercise Physiology	Exercise Classes	20/11/2024	2,194.50
EF174853	27385	Programmed Electrical Technologies	Electrical Services	20/11/2024	484.00
EF174854	27386	Gc Sales (Wa)	Garden Supplies	20/11/2024	701.36
EF174855	27403	Freedom Fairies Pty Ltd	Amusement	20/11/2024	412.50
EF174856	27404	K2 Audiovisual Pty Ltd	Audio Visual Equipment	20/11/2024	1,314.50
EF174857	27423	Mechanical Project Services Pty Ltd	Airconditioning Services	20/11/2024	112.20
EF174858	27427	Home Chef	Cooking/Food Services	20/11/2024	196.90
EF174859	27437	Pb Reticulation & Maintenance Services Pty Ltd	Irrigation Services	20/11/2024	454.85
EF174860	27455	The Trustee For Ssh Group Safety Trust Ocula (Aus)	Cctv Parts	20/11/2024	24,778.32
EF174861	27499	Hodge Collard Preston Architects	Architects	20/11/2024	7,546.23
EF174862	27529	Wa Library Supplies	Library Supplies & Furniture	20/11/2024	9,822.60
EF174863	27534	Ralph Beattie Bosworth	Quantity Survey	20/11/2024	8,250.00
EF174864	27539	Jasmin Carpentry & Maintenance	Carpentry	20/11/2024	11,411.29
EF174865	27548	Standing Fork	Catering	20/11/2024	5,702.40
EF174866	27566	Thuroona Services	Asbestos Removal	20/11/2024	275.00
EF174867	27575	Shred X Secure Destruction	Document Destruction	20/11/2024	117.04
EF174868	27579	Soco Studios	Photography Services	20/11/2024	990.00
EF174869	27596	Allwest Plant Hire Australia Pty Ltd	Plant Hire And Civil Contracting	20/11/2024	18,645.00
EF174870	27613	Redimed Pty Ltd	Medical & Health Services	20/11/2024	132.00

30th November 2024 PAYMENT LISTING

MUNICIPAL FUND

EF174871	27620	Gold Corporation	Ceremonial Coins	20/11/2024	1,870.00
EF174872	27631	Aquatic Services Wa Pty Ltd	Pool Equipment & Maintenance	20/11/2024	23,221.92
EF174873	27635	Mammoth Security Signature Security Group	Security	20/11/2024	52.60
EF174874	27650	Datacom Systems (Au) Pty Ltd	It Sales, Consulting & Service	20/11/2024	333.75
EF174875	27676	Blue Force Pty Ltd	Security Services	20/11/2024	26,892.86
EF174876	27695	Qtm Pty Ltd	Traffic Management	20/11/2024	127,113.88
EF174877	27701	Perth Better Homes	Shade Sails	20/11/2024	275.00
EF174878	27720	Bj Systems	Security Services	20/11/2024	396.00
EF174879	27733	Midnight Tuesday	Artistic	20/11/2024	1,650.00
EF174880	27779	Sports Circuit Linemarking	Linemarking	20/11/2024	7,309.50
EF174881	27812	Oceanis International Pty Ltd	Consultancy - Aquatic	20/11/2024	1,127.50
EF174882	27819	Axiis Contracting Pty Ltd	Concrete Works	20/11/2024	2,750.00
EF174883	27829	Smec Australia Pty Ltd	Consultancy - Engineering	20/11/2024	32,359.18
EF174884	27831	Butler And Brown	Event Management	20/11/2024	61,875.00
EF174885	27850	Dowsing Group Pty Ltd	Concreting Services	20/11/2024	62,418.65
EF174886	27890	Tabec Pty Ltd	Engineering Services	20/11/2024	11,497.20
EF174887	27894	Homecare Physiotherapy	Healthcare	20/11/2024	15,199.90
EF174888	27898	Amana Living Training Institute	Training & Education	20/11/2024	2,250.00
EF174889	27914	Fleetcare	Software	20/11/2024	2,706.00
EF174890	27917	Go Doors Advanced Automation	Door Maintenance & Repair	20/11/2024	6,498.70
EF174891	27965	Stantec Australia Pty Ltd	Engineering Services	20/11/2024	16,307.50
EF174892	27969	Perfect Gym Solutions	Software For Gym's	20/11/2024	914.21
EF174893	27984	Sabrina Fenwick	Excercise Classes	20/11/2024	720.00
EF174894	28003	Taylor Made Design	Graphic Design	20/11/2024	1,243.00
EF174895	28047	Mitchell Garlett	Ceremonial Services	20/11/2024	1,000.00
EF174896	28049	Copy Magic	Printing Services	20/11/2024	1,082.40
EF174897	28058	Sage Consulting Engineers Pty Ltd	Consultancy - Engineering	20/11/2024	6,319.50
EF174898	28061	Go2cup	Paper Cups	20/11/2024	10,100.20
EF174899	28080	Yacht Grot 1985 Pty Ltd	Marine	20/11/2024	42.00
EF174900	28088	Ut Consulting	Technology Consulting	20/11/2024	1,100.00
EF174901	28095	Liveli Pty Ltd	Google Maps Lic.	20/11/2024	2,200.00
EF174902	28168	Sifting Sands	Sand Cleaning	20/11/2024	31,563.82
EF174903	28181	Seaview Rentals	Aquarium Servicing	20/11/2024	98.00
EF174904	28184	Spearwood Veterinary Hospital	Veterinary Hospital	20/11/2024	375.00
EF174905	28186	Oracle Corporation Australia Pty Ltd	Software	20/11/2024	6,068.70
EF174906	28191	Enviro Sweep	Sweeping Services	20/11/2024	5,423.00
EF174907	28197	Lite N Easy Pty Ltd	Food Supplies	20/11/2024	98.97
EF174908	28201	Select Fresh	Food Supplies	20/11/2024	342.79
EF174909	28211	Nordic Fitness Equipment	Fitness Equipment	20/11/2024	1,635.00
EF174910	28215	Complete Office Supplies Pty Ltd	Stationery	20/11/2024	410.16
EF174911	28218	Laminar Capital Pty Ltd	Financial Services	20/11/2024	1,518.00
EF174912	28241	Swift Flow Pty Ltd	Plumbing	20/11/2024	16,274.96
EF174913	28248	Tesg Building Surveyors Pty Ltd	Building Survey	20/11/2024	2,860.00
EF174914	28251	Kids Just Wanna Have Fun Amusement Hire	Hire Services	20/11/2024	700.00

30th November 2024 PAYMENT LISTING

MUNICIPAL FUND

EF174915	28260	The Human Connection	Training/Workshops	20/11/2024	1,628.00
EF174916	28265	Tree Care Wa	Vegetation Maintenance Services	20/11/2024	96,906.96
EF174917	28277	Gesha Coffee Co	Coffee Supplies	20/11/2024	400.00
EF174918	28297	Techbrain	It Consultancy	20/11/2024	492.46
EF174919	28298	Civil Sciences And Engineering	Engineering	20/11/2024	1,584.00
EF174920	28300	Brayco Commercial Pty Ltd	Fabrication Services	20/11/2024	1,761.00
EF174921	28303	Miracle Recreation Equipment	Playground Equipment	20/11/2024	3,654.20
EF174922	28351	Clever Designs Uniforms	Clothing	20/11/2024	241.00
EF174923	28361	Indoor Gardens Pty Ltd	Hiring Indoor Plants	20/11/2024	803.88
EF174924	28371	Flexi Staff	Employment Services	20/11/2024	13,356.02
EF174925	28392	Mcs Civil Contracting	Engineering/Earthworks	20/11/2024	170,229.95
EF174926	28426	Power Paving Pty Ltd	Paving Services	20/11/2024	550.00
EF174927	28428	Wa Bolts Pty Ltd	Fixings & Fasteners	20/11/2024	78.24
EF174928	28437	Building & Industrial Cleaning Services	Clenaing Services	20/11/2024	64,188.20
EF174929	28454	Aussie Natural Spring Water	Water Supplies	20/11/2024	1,023.01
EF174930	28463	Antree Dnh Pty Ltd	Gardening	20/11/2024	171.60
EF174931	28475	Host Corporation Pty Ltd	Catering Supplies	20/11/2024	1,093.60
EF174932	28503	Christal Clear Training	Training And Assessment	20/11/2024	40.00
EF174933	28517	Robowash Pty Ltd	Automatic Cleaning System Manufacturer	20/11/2024	1,045.00
EF174934	28527	Insight Urbanism	Urban Design/ Design Management	20/11/2024	600.00
EF174935	28532	Oil & Energy Pty. Ltd.	Lubricant Supplier	20/11/2024	4,936.98
EF174936	28533	Melchor Services Pty Ltd	Building Services	20/11/2024	66,923.67
EF174937	28538	Old Macdonald's Travelling Farms - Wa East	Mobile Petting Farm	20/11/2024	968.00
EF174938	28544	Forpark Australia 4Park Pty Ltd	Fitness Equipment	20/11/2024	3,478.20
EF174939	28546	Swan Event Hire	Event Hire	20/11/2024	721.00
EF174940	28547	Eco Faeries	Family Education And Entertainment	20/11/2024	875.00
EF174941	28568	Solo Resource Recovery	Waste & Recycling Collection Services	20/11/2024	35,139.50
EF174942	28569	Choiceone Pty Ltd	Recruitment Services	20/11/2024	35,613.63
EF174943	28574	Psg Eyewear	Manufacturer Prescription Safety Glasses	20/11/2024	290.00
EF174944	28584	Ausco Modular Pty Ltd	Hire Services	20/11/2024	2,552.78
EF174945	28587	Sos Mechanical Solutions	Mechanical Services (Hvac)	20/11/2024	6,589.00
EF174946	28593	Milliyaan Aboriginal Services	Cultural Education & Consultancy Service	20/11/2024	816.20
EF174947	28626	Okmg	Strategy, Digital, Creative & Marketing	20/11/2024	8,434.80
EF174948	28632	Total Connections Pty Ltd	Hose, Hydraulics & Fire Protection Servi	20/11/2024	5,934.51
EF174949	28644	The Trustee For Humphrey Group Trust Active Discovery	Playground Construction	20/11/2024	42,103.60
EF174950	28655	Rockingham Glass Reads West Coast Maintenance Pty Ltd	Emergency Glass Repair	20/11/2024	20,158.37
EF174951	28663	Freestyle Now Shaun Travis Jarvis	Skatepark Activation	20/11/2024	3,080.00
EF174952	28664	Vero Photography Perth Ross, David Alexander	Photography And Videography	20/11/2024	660.00
EF174953	28669	Dangerous Delights	Performing Arts	20/11/2024	1,390.00
EF174954	28700	Securitech Consultancy Solutions Pty Ltd Full Circle Partners Pty Ltd	It Recruitment And Consultancy Services	20/11/2024	5,723.44
EF174955	28710	Premier Envelopes Australia Pty Ltd	Supply & Printing Of Envelops	20/11/2024	193.88
EF174956	28714	Perth Geotechnics Pty Ltd	Geotechnical Consultant	20/11/2024	20,977.00
EF174957	28754	Rcm Systems Pty Ltd	Subscription Service	20/11/2024	1,900.80
EF174958	28767	The Trustee For Bugbusters Unit Trust Bug Busters	Pest Control	20/11/2024	9,142.00

30th November 2024 PAYMENT LISTING

MUNICIPAL FUND

EF174959	28785	Sanity Music Stores Pty Ltd Sanity Entertainment	Retail Of Entertainment Products	20/11/2024	560.85
EF174960	28823	Synergy Business Systems Pty Ltd Boss Industrial	Industrial Supply	20/11/2024	11,493.18
EF174961	28874	The Trustee For Alara Trust Earthside Eco Bums	Earthside Eco Bums Cloth Nappy Education	20/11/2024	330.00
EF174962	28897	Mcleods Lawyers Pty Ltd Mcleods Lawyers	Legal Service	20/11/2024	2,791.71
EF174963	28898	Legge Civil Pty Ltd	Civil Engineering Consultant	20/11/2024	9,999.00
EF174964	28907	Bin Bath Corporation Pty Ltd Bin Bath	Bin Cleaning	20/11/2024	1,593.91
EF174965	28910	The Trustee For The Pennant Unit Trust Pennant Construction Pty Ltd	Construction	20/11/2024	84,314.44
EF174966	28913	Write Solutions Australia Pty Ltd Write Solutions Australia Pty Ltd	Waste & Recycling Services	20/11/2024	3,193.66
EF174967	28920	Place Score Pty Ltd Place Score	Research	20/11/2024	1,100.00
EF174968	28923	G Quigley & M J Quigley Nepean Office Furniture & Supplies	Commercial Office Furniture	20/11/2024	1,402.50
EF174969	28924	The N Pisani Family Trust Local Ice Machine Company	Ice Machine Repairs	20/11/2024	2,674.10
EF174970	28927	Veolia Recycling & Recovery (Perth) Pty Ltd Veolia Recycling & Recovery (Pe	Waste Recycling And Recovery	20/11/2024	37,656.11
EF174971	28928	Griffin Plant Hire Pty Pld Griffin Civil	Civil Construction	20/11/2024	21,450.00
EF174972	28930	A.C.N. 650 414 903 Pty Ltd Aba Property Maintenance	Property Maintenance	20/11/2024	1,100.00
EF174973	28944	Dexana Pty Ltd Dexana Pty Ltd	Wholesaler - Digital Clocks	20/11/2024	9,124.50
EF174974	28946	Williams Creative Company Pty Ltd	Entertainment Supplier	20/11/2024	1,375.00
EF174975	28951	Kardan Australia Pty Ltd	Construction, Design, Refurbishment, Pro	20/11/2024	169,682.90
EF174976	28954	Mr Paella Pty Ptd Mr Paella	Catering	20/11/2024	5,740.00
EF174977	28962	Fire And Safety Australia Pty Ltd Fire And Safety Australia Pty Ltd	Safety Training Provider	20/11/2024	540.00
EF174978	28965	The Trustee For The Yang Family Trust Tcm Health Care	Acupuncture and Chinese Medicine	20/11/2024	88.00
EF174979	10152	Aust Services Union	Payroll Deductions	25/11/2024	701.50
EF174980	10154	Australian Taxation Office	Payroll Deductions	25/11/2024	612,226.00
EF174981	10226	Bridgestone Australia Ltd	Tyre Services	25/11/2024	30,611.89
EF174982	10305	Child Support Agency	Payroll Deductions	25/11/2024	3,592.85
EF174983	19726	Health Insurance Fund Of Wa	Payroll Deductions	25/11/2024	824.80
EF174984	27874	Smartsalary	Salary Packaging/Leasing Administration	25/11/2024	12,340.71
EF174985	28458	Easi Group	Novated Leasing	25/11/2024	15,174.53
EF174986	28741	The Local Government, Racing & Cemeteries Employees Union Wa Lgrceu	Union	25/11/2024	31.84
EF174987	28890	Construction Forestry Mining Energy Union - Construction & G Cfmeu Wa - Co	Payroll Deductions	25/11/2024	30.00
EF174989	11789	Walga	Advertising/Training Services	26/11/2024	1,100.00
EF174990	26987	Cti Risk Management	Security - Cash Collection	26/11/2024	879.45
EF174991	99997	Family Day Care	Family Day Care	28/11/2024	38,977.39
EF174988	27492	Superchoice Services Pty Limited	Payroll Deductions	21/10/2024	823,169.11
		TOTAL OF 943 EFT PAYMENTS			12,346,397.06
		LESS: CANCELLED EFT PAYMENTS			
EF172855	99997	Coc Grants, Donations & Refunds	Grants, Donations & Refunds	29/11/2024	- 400.00
EF173730	99996	Rates And Property Related Eft Refunds (Not Bonds)	Rates And Property Related Refunds	13/11/2024	- 528.43
EF174256	99997	Coc Grants, Donations & Refunds	Grants, Donations & Refunds	19/11/2024	- 3,000.00
EF173792	23808	Quick Corp Pty Ltd	Quick Corp Pty Ltd	31/10/2024	- 19,521.29
		TOTAL CANCELLED EFT PAYMENT			- 23,449.72
		TOTAL EFT PAYMENTS (EXCL. CANCELLED PAYMENTS)			12,322,947.34

30th November 2024 PAYMENT LISTING

MUNICIPAL FUND

		<u>ADD: BANK FEES</u>			
		BPAY BATCH FEE		6/11/2024	2,040.14
		MERCHANT FEES COC		6/11/2024	2,642.92
		MERCHANT FEES MARINA		12/11/2024	72.62
		MERCHANT FEES ARC		8/11/2024	2,608.47
		MERCHANT FEES VARIOUS OUT CENTRES		12/11/2024	1,461.05
		NATIONAL BPAY CHARGE		20/11/2024	4,188.50
		RTGS/ACLR FEE		11/11/2024	-
		NAB TRANSACT FEE		11/11/2024	183.90
		AMEX FEES		20/11/2024	1,689.86
		MERCHANDISE / OTHER FEES			
					14,887.46
		<u>ADD: CREDIT CARD PAYMENTS</u>			81,439.69
					81,439.69
		<u>ADD: PAYROLL PAYMENTS</u>			
			COC-01/11/24 Pmt 000273466758 City of Cockburn	6/11/2024	35,012.36
			COC-03/11/24 Pmt 000273496769 City of Cockburn	6/11/2024	1,984,175.04
			COC-07/11/24 Pmt 000273906851 City of Cockburn	12/11/2024	2,899.69
			COC-08/11/24 Pmt 000273733453 City of Cockburn	8/11/2024	3,406.63
			COC-08/11/24 Pmt 000273907802 City of Cockburn	12/11/2024	3,050.35
			COC-09/11/24 Pmt 000274585384 City of Cockburn	20/11/2024	138.11
			COC-11/11/24 Pmt 000273848825 City of Cockburn	11/11/2024	571.88
			COC-11/11/24 Pmt 000273860568 City of Cockburn	11/11/2024	1,978.27
			COC-15/11/24 Pmt 000274587039 City of Cockburn	20/11/2024	3,182.66
			COC-17/11/24 Pmt 000274626184 City of Cockburn	20/11/2024	2,042,017.86
			COC-17/11/24 Pmt 000274772378 City of Cockburn	21/11/2024	222.00
			COC-21/11/24 Pmt 000274771840 City of Cockburn	21/11/2024	420.41
			COC-21/11/24 Pmt 000275150692 City of Cockburn	27/11/2024	1,245.98
			COC-22/11/24 Pmt 000275152766 City of Cockburn	27/11/2024	54,786.32
			COC-26/11/24 Pmt 000275097124 City of Cockburn	26/11/2024	328.30
			COC-28/10/24 Pmt 000273460294 City of Cockburn	6/11/2024	6,412.17
			COC-30/08/24 Pmt 000273461717 City of Cockburn	6/11/2024	5,617.95
			COC-30/10/24 Pmt 000273465241 City of Cockburn	6/11/2024	3,018.45
			COC-31/10/24 Pmt 000273462761 City of Cockburn	6/11/2024	2,707.83
					4,151,192.26
		TOTAL PAYMENTS MADE FOR THE MONTH			16,570,466.75

City of Cockburn

Credit Card Transactions Report

Transactions Post Date Between 28-Sep-2024 and 29-Oct-2024

<i>Date</i>	<i>Service Provider</i>	<i>Card Liability</i>	<i>Description</i>
-------------	-------------------------	-----------------------	--------------------

CEO

88.00

1/10/2024	ANNUAL FEE	32.00	Bank and Other Fees
11/10/2024	Subway Spearwood 19850	56.00	Meeting/Workshop Catering

Director Community and Place

244.00

7/10/2024	WANEWSDTI	32.00	Subscriptions and Memberships
4/10/2024	MY DELICIOUS CK & D P	180.00	Meeting/Workshop Catering
1/10/2024	ANNUAL FEE	32.00	Bank and Other Fees

Waste Collection Supervisor

32.00

1/10/2024	ANNUAL FEE	32.00	Bank and Other Fees
-----------	------------	-------	---------------------

Library Technology Coordinator

1,817.73

28/10/2024	SKOUT OFFICE SUPPLIES	112.80	Office Supplies
15/10/2024	eBay O*05-12195-77321	153.84	Supplies and Materials Purchases
9/10/2024	BUNNINGS GROUP LTD	55.96	Supplies and Materials Purchases
23/10/2024	CAMPSITE.BIO	10.52	Subscriptions and Memberships
23/10/2024	INTNL TRANSACTION FEE	0.26	Subscriptions and Memberships
16/10/2024	INTNL TRANSACTION FEE	0.82	Subscriptions and Memberships
16/10/2024	OPENAI *CHATGPT SUBSCR	32.84	Subscriptions and Memberships
21/10/2024	PORTUGUESE DELIGHTS SU	8.14	Office Supplies
9/10/2024	SP JB HI-FI ONLINE	44.90	Supplies and Materials Purchases
15/10/2024	DREAMITHOS* DREAMIT HO	234.70	Subscriptions and Memberships
7/10/2024	Intuit Mailchimp	603.49	Subscriptions and Memberships
11/10/2024	Windcave	382.46	Subscriptions and Memberships
1/10/2024	ANNUAL FEE	32.00	Bank and Other Fees
28/10/2024	SoundCloud	145.00	Subscriptions and Memberships

YOUNG PEOPLES SERVICES COORDINATOR

1,534.83

17/10/2024	MYAUSLAN* O #11984	168.50	Supplies and Materials Purchases
10/10/2024	FIREFLY EDUCATION	752.97	Supplies and Materials Purchases
10/10/2024	PAYPAL *NOONGARBOOD	324.20	Supplies and Materials Purchases
11/10/2024	BIGW ONLINE	294.00	Supplies and Materials Purchases
11/10/2024	COLES 0490COLES 0490	8.60	Supplies and Materials Purchases
14/10/2024	KMART	107.00	Supplies and Materials Purchases
1/10/2024	ANNUAL FEE	32.00	Bank and Other Fees
15/10/2024	DYMOCKS ONLINE	100.00	Supplies and Materials Purchases
11/10/2024	DYMOCKS ONLINE	124.45	Supplies and Materials Purchases

City of Cockburn

Credit Card Transactions Report

Transactions Post Date Between 28-Sep-2024 and 29-Oct-2024

16/10/2024	DYMOCKS ONLINE	- 196.89	Supplies and Materials Purchases
21/10/2024	THE BOOK WAREHOUSE	- 180.00	Supplies and Materials Purchases

Senior Library Manager

1,717.77

1/10/2024	FACEBK *ZGGXCDCH2	119.02	Advertising
30/09/2024	AMAZON AU RETAIL	23.43	Supplies and Materials Purchases
30/09/2024	AMAZON AU RETAIL	30.22	Supplies and Materials Purchases
30/09/2024	AMAZON AU RETAIL	194.32	Supplies and Materials Purchases
30/09/2024	AMAZON AU RETAIL	281.59	Supplies and Materials Purchases
30/09/2024	AMAZON AU RETAIL	499.00	Supplies and Materials Purchases
9/10/2024	MYO*GREEN WORLD INDOOR	362.10	Hire of Equipment and Facilities
10/10/2024	PORTUGUESE DELIGHTS SU	4.07	Supplies and Materials Purchases
15/10/2024	PORTUGUESE DELIGHTS SU	4.07	Supplies and Materials Purchases
1/10/2024	ANNUAL FEE	32.00	Bank and Other Fees
21/10/2024	Menulog Pty Ltd	109.69	Disputed Transaction
21/10/2024	Menulog Pty Ltd	58.26	Disputed Transaction

Organisational Development Coordinator

3,929.89

8/10/2024	LOCAL GOVERNEMENT MANA	560.00	Subscriptions and Memberships
7/10/2024	RLSSWA	175.00	Training & Professional Development
14/10/2024	PAYPAL *KELYN TRAIN KE	550.00	Training & Professional Development
14/10/2024	SONIC HEALTHPLUS PTY	671.00	Professional Services
10/10/2024	AUST WIDE FIRST AID	59.00	Training & Professional Development
10/10/2024	NEXACU	420.00	Training & Professional Development
10/10/2024	ST JOHN AMBULANCE AUST	170.00	Training & Professional Development
10/10/2024	VMO*VIMEO.COM	290.40	Subscriptions and Memberships
9/10/2024	ST JOHN AMBULANCE AUST	89.00	Training & Professional Development
17/10/2024	INTNL TRANSACTION FEE	4.72	Bank and Other Fees
17/10/2024	ST JOHN AMBULANCE AUST	170.00	Training & Professional Development
17/10/2024	TDDA WAIKATO	188.77	Professional Services
4/10/2024	ST JOHN AMBULANCE AUST	65.00	Training & Professional Development
3/10/2024	ST JOHN AMBULANCE AUST	65.00	Training & Professional Development
1/10/2024	ANNUAL FEE	32.00	Bank and Other Fees
2/10/2024	NEXACU	420.00	Training & Professional Development

Waste Services Coordinator

1,257.95

1/10/2024	SYNERGY BUSINESS SYS	818.00	Supplies and Materials Purchases
1/10/2024	ANNUAL FEE	32.00	Bank and Other Fees
9/10/2024	SYNERGY BUSINESS SYS	407.95	Supplies and Materials Purchases

Parks Operations Coordinator

292.80

1/10/2024	ANNUAL FEE	32.00	Bank and Other Fees
1/10/2024	REPCO	180.00	Motor Vehicle Expenses
8/10/2024	eBay O*06-12166-13613	80.80	Supplies and Materials Purchases

City of Cockburn

Credit Card Transactions Report

Transactions Post Date Between 28-Sep-2024 and 29-Oct-2024

Reconciliation Lead

1,135.56

9/10/2024	PEPPERSMANTRABKFREE	1,103.56	Conferences and Seminars
1/10/2024	ANNUAL FEE	32.00	Bank and Other Fees

Head of Library and Cultural Services

55.22

1/10/2024	ANNUAL FEE	32.00	Bank and Other Fees
23/10/2024	CPP His Majestys	23.22	Parking Expenses

MANAGER LIBRARIES AND ACTIVATION - COOI

32.00

1/10/2024	ANNUAL FEE	32.00	Bank and Other Fees
-----------	------------	-------	---------------------

Head of Information & Technology

402.87

1/10/2024	ANNUAL FEE	32.00	Bank and Other Fees
18/10/2024	SCORPION TECHNOLOGY CO	370.87	Equipment Purchases

Acting Director Corporate and System Ser

- 23.83

1/10/2024	ANNUAL FEE	32.00	Bank and Other Fees
2/10/2024	INSTITUTE OF PUBLIC WO	- 55.83	Training & Professional Development

Head of Planning

230.90

1/10/2024	ANNUAL FEE	32.00	Bank and Other Fees
4/10/2024	UDIAWA	198.90	Conferences and Seminars

Art and Culture Coordinator

266.94

21/10/2024	WOOLWORTHS 4395	84.90	Events and Functions
16/10/2024	COCKBURN POLICE STATIO	92.00	Application, Licence, Registration Fees
7/10/2024	WOOLWORTHS 4395	34.45	Events and Functions
4/10/2024	GILBERT & SONS FRESH M	23.59	Meeting/Workshop Catering
1/10/2024	ANNUAL FEE	32.00	Bank and Other Fees

City Facilities Coordinator

2,711.95

17/10/2024	OFFICEWORKS 0616OFFIC	116.16	Office Supplies
21/10/2024	BUNNINGS 303000	707.01	Supplies and Materials Purchases
15/10/2024	TOTALLY WORK WEAR FR	323.03	Supplies and Materials Purchases
28/10/2024	Tool Kit Depot	987.55	Equipment Purchases
9/10/2024	IKEA PTY LTD	447.00	Office Supplies
1/10/2024	ANNUAL FEE	32.00	Bank and Other Fees
2/10/2024	BP BIBRA LAKE 7451	99.20	Supplies and Materials Purchases

Cockburn ARC Manager

3,726.26

30/09/2024	ARMANDOS SPORTS	447.60	Equipment Purchases
1/10/2024	ANNUAL FEE	32.00	Bank and Other Fees

City of Cockburn

Credit Card Transactions Report

Transactions Post Date Between 28-Sep-2024 and 29-Oct-2024

8/10/2024	BUNNINGS GROUP LTD	148.81	Equipment Purchases
3/10/2024	PAYPAL *SOLO2PTYLTD	410.86	Equipment Purchases
10/10/2024	BUNNINGS GROUP LTD	2,050.00	Supplies and Materials Purchases
9/10/2024	OFFICEWORKS	136.00	Equipment Purchases
9/10/2024	BUNNINGS 729000	57.00	Equipment Purchases
17/10/2024	OFFICEWORKS 0620OFFICE	183.90	Office Supplies
17/10/2024	Blooms the Chemist Bu	37.97	Equipment Purchases
21/10/2024	FACEBK *TKL9JBYC52	222.12	Advertising

Infrastructure & Operations Coordinator 32.00

1/10/2024	ANNUAL FEE MISS SARAH J WESTBE	32.00	Bank and Other Fees
-----------	--------------------------------	-------	---------------------

Customer Experience Coordinator - ARC 3,990.75

3/10/2024	Canva* 04292-13181618	17.99	Subscriptions and Memberships
8/10/2024	ICONFINDER	14.74	Advertising
8/10/2024	INTNL TRANSACTION FEE	4.24	Bank and Other Fees
8/10/2024	INTNL TRANSACTION FEE	0.37	Bank and Other Fees
8/10/2024	OUTGROW	169.52	Subscriptions and Memberships
1/10/2024	ANNUAL FEE	32.00	Bank and Other Fees
1/10/2024	FACEBK *NJBYEACD52	200.00	Program Costs
16/10/2024	GYMSALES.NET	484.00	Subscriptions and Memberships
14/10/2024	FACEBK *33HUF94D52	200.00	Program Costs
14/10/2024	iStock.com	93.50	Subscriptions and Memberships
7/10/2024	FACEBK *NYBDDA8D52	200.00	Program Costs
7/10/2024	INTNL TRANSACTION FEE	13.16	Bank and Other Fees
7/10/2024	KEEPMET LTD	526.24	Subscriptions and Memberships
7/10/2024	KMART	176.00	Equipment Purchases
7/10/2024	NAAVI PTY LTD	25.00	Subscriptions and Memberships
10/10/2024	GYMSALES.NET	335.50	Subscriptions and Memberships
10/10/2024	RED DOT STORES	99.99	Equipment Purchases
10/10/2024	RED DOT STORES	99.99	Equipment Purchases
10/10/2024	RED DOT STORES	79.95	Equipment Purchases
9/10/2024	FACEBK *EL6ZX9LC52	200.00	Program Costs
9/10/2024	GYMSALES.NET	242.00	Subscriptions and Memberships
9/10/2024	GYMSALES.NET	242.00	Subscriptions and Memberships
30/09/2024	NETREGISTRY	20.75	Application, Licence, Registration Fees
30/09/2024	INTNL TRANSACTION FEE	5.75	Bank and Other Fees
2/10/2024	Google ADS7377651407	278.26	Advertising
30/09/2024	QUICKTAPSURVEY	229.80	Subscriptions and Memberships

Civil Infrastructure Manager 530.91

1/10/2024	ANNUAL FEE	32.00	Bank and Other Fees
1/10/2024	WESTERN POWER	498.91	Application, Licence, Registration Fees

City of Cockburn

Credit Card Transactions Report

Transactions Post Date Between 28-Sep-2024 and 29-Oct-2024

Fleet Manager 1,843.83

3/10/2024	AUSTRALIAN WARNING SYS	908.83	Motor Vehicle Expenses
1/10/2024	ANNUAL FEE	32.00	Bank and Other Fees
25/10/2024	DMIRS EAST PERTH	903.00	Application, Licence, Registration Fees

Fire and Emergency Management Manager 268.55

1/10/2024	ANNUAL FEE	32.00	Bank and Other Fees
8/10/2024	COLES 0494COLES 0494	23.30	Meeting/Workshop Catering
9/10/2024	Subway Gateway	213.25	Meeting/Workshop Catering

Seniors and Childcare Manager 182.00

1/10/2024	ANNUAL FEE	32.00	Bank and Other Fees
9/10/2024	SQ *COCKBURN COMMUNITY	150.00	Supplies and Materials Purchases

Manager Advocacy and Engagement 517.15

1/10/2024	ANNUAL FEE	32.00	Bank and Other Fees
30/09/2024	BIG W 0455	57.60	Supplies and Materials Purchases
9/10/2024	WANEWSDTI	28.00	Subscriptions and Memberships
10/10/2024	OFFICEWORKS	164.85	Office Supplies
11/10/2024	C4R HOLDINGS PTY LTD	14.50	Meeting/Workshop Catering
21/10/2024	BIG W 0455	24.70	Supplies and Materials Purchases
8/10/2024	WANEWSDTI	28.00	Subscriptions and Memberships
8/10/2024	COOGEECOMMON241007NB	167.50	Supplies and Materials Purchases

Adult Services Coordinator 446.01

21/10/2024	NEW EDITION BOOKSHOP	90.00	Supplies and Materials Purchases
1/10/2024	ANNUAL FEE	32.00	Bank and Other Fees
2/10/2024	OFFICEWORKS	38.41	Supplies and Materials Purchases
11/10/2024	WOOLWORTHS 4367	9.50	Meeting/Workshop Catering
15/10/2024	SPACETOCO VENUE HIRE	27.00	Hire of Equipment and Facilities
18/10/2024	Coles Online	133.50	Meeting/Workshop Catering
17/10/2024	WOOLWORTHS 4367	37.95	Meeting/Workshop Catering
16/10/2024	BIG W 0455	77.65	Supplies and Materials Purchases

Senior Home Care Package Coordinator 2,549.75

8/10/2024	EZI*YESMED ASTIR	30.91	Supplies and Materials Purchases
4/10/2024	EMERGING PRODUCTS PT	44.90	Supplies and Materials Purchases
4/10/2024	HEALTH MANAGEMENT GROU	33.00	Supplies and Materials Purchases
3/10/2024	CHEMISTWAREHOUSE ONLIN	164.15	Supplies and Materials Purchases
14/10/2024	SQ *ELECTRODRY	756.00	Professional Services
14/10/2024	SQ *ELECTRODRY	403.20	Professional Services
7/10/2024	GSP PERSONAL ALARM FEE	475.00	Supplies and Materials Purchases
7/10/2024	PENCIL GRIPS PLUS	31.95	Supplies and Materials Purchases
7/10/2024	TRYBOOKING*Russell Ken	120.00	Training & Professional Development

City of Cockburn

Credit Card Transactions Report

Transactions Post Date Between 28-Sep-2024 and 29-Oct-2024

24/10/2024	OPTIMAL PHARM PLUS	159.96	Supplies and Materials Purchases
24/10/2024	OPTIMAL PHARM PLUS	29.98	Supplies and Materials Purchases
28/10/2024	CHEMISTWAREHOUSE ONLIN	109.51	Supplies and Materials Purchases
25/10/2024	OFFICEWORKS 0616OFFIC	6.79	Supplies and Materials Purchases
30/09/2024	Woolworths Online	152.40	Supplies and Materials Purchases
1/10/2024	ANNUAL FEE	32.00	Bank and Other Fees

Youth Services Manager

1,977.23

24/10/2024	Subway Gateway	87.00	Meeting/Workshop Catering
24/10/2024	WOOLWORTHS 4394	86.00	Meeting/Workshop Catering
1/10/2024	ANNUAL FEE	32.00	Bank and Other Fees
23/10/2024	WOOLWORTHS 4394	56.76	Meeting/Workshop Catering
23/10/2024	OFFICEWORKS 0620OFFICE	73.52	Supplies and Materials Purchases
23/10/2024	BUNNINGS 303000	27.03	Supplies and Materials Purchases
16/10/2024	WOOLWORTHS 4394	68.20	Supplies and Materials Purchases
17/10/2024	WOOLWORTHS 4394	48.98	Meeting/Workshop Catering
21/10/2024	Canva* 04310-10477386	39.98	Subscriptions and Memberships
10/10/2024	Dominos Estore Success	90.00	Meeting/Workshop Catering
25/10/2024	WA WILDLIFE	180.00	Hire of Equipment and Facilities
29/10/2024	SWAN VALLEY CAMPS	1,187.76	Program Costs

Library Technician

559.37

1/10/2024	ANNUAL FEE	32.00	Bank and Other Fees
1/10/2024	DYMOCKS ONLINE	34.98	Supplies and Materials Purchases
30/09/2024	BADGERBOOKS.COM.AU	- 50.00	Supplies and Materials Purchases
7/10/2024	SP JB HI-FI ONLINE	97.89	Supplies and Materials Purchases
14/10/2024	Booktopia	243.78	Supplies and Materials Purchases
18/10/2024	DYMOCKS ONLINE	125.48	Supplies and Materials Purchases
24/10/2024	Booktopia	75.24	Supplies and Materials Purchases

Collection Development Librarian

466.48

1/10/2024	ANNUAL FEE	32.00	Bank and Other Fees
4/10/2024	SLIMLINE WAREHOUSE	307.01	Supplies and Materials Purchases
8/10/2024	DYMOCKS ONLINE	- 29.99	Supplies and Materials Purchases
14/10/2024	DYMOCKS ONLINE	157.46	Supplies and Materials Purchases

Head of Sustainability and Environmen

32.00

1/10/2024	ANNUAL FEE	32.00	Bank and Other Fees
-----------	------------	-------	---------------------

CHILDREN'S DEVELOPMENT OFFICER

286.26

22/10/2024	PRICELESS DISCOUNTS PH	15.00	Supplies and Materials Purchases
22/10/2024	WOOLWORTHS 4367	38.66	Meeting/Workshop Catering
1/10/2024	ANNUAL FEE	32.00	Bank and Other Fees
15/10/2024	SPACETOCO VENUE HIRE	117.00	Hire of Equipment and Facilities

City of Cockburn

Credit Card Transactions Report

Transactions Post Date Between 28-Sep-2024 and 29-Oct-2024

15/10/2024	EZI*Lime Tree Kids	83.60	Supplies and Materials Purchases
------------	--------------------	-------	----------------------------------

Events Coordinator

3,148.86

24/10/2024	PAPERLESS POST	175.00	Events and Functions
23/10/2024	SPACETOCO VENUE HIRE	166.00	Hire of Equipment and Facilities
15/10/2024	ZEN*B2B-Omnicom Media	399.30	Events and Functions
4/10/2024	BUGGYBUDDYS	453.30	Advertising
4/10/2024	WOOLWORTHS 4367	107.30	Supplies and Materials Purchases
1/10/2024	ANNUAL FEE	32.00	Bank and Other Fees
2/10/2024	AMPOL YANGEBUP 55711F	131.05	Motor Vehicle Expenses
25/10/2024	UNITED VASSE	156.72	Motor Vehicle Expenses
8/10/2024	PAPERLESS POST	175.00	Events and Functions
8/10/2024	PAPERLESS POST	175.00	Events and Functions
11/10/2024	POST SPEARWOOD LPO	214.90	Supplies and Materials Purchases
7/10/2024	BUNNINGS 729000	387.99	Supplies and Materials Purchases
14/10/2024	TEMU.COM	195.29	Supplies and Materials Purchases
14/10/2024	LIGHTINTHEBOX	81.01	Supplies and Materials Purchases
16/10/2024	JB HI FI COCKBURN	299.00	Equipment Purchases

Head of Property and Assets

1,849.37

23/10/2024	PARKER BLACK FORREST JOSEPH SA	1,817.37	Supplies and Materials Purchases
1/10/2024	ANNUAL FEE JOSEPH SARACENI	32.00	Bank and Other Fees

Ranger Services Manager

1,119.54

8/10/2024	SQ *DR. PETE MOBILE VE	508.98	Professional Services
30/09/2024	Lucid Software Inc.	15.40	Subscriptions and Memberships
1/10/2024	ANNUAL FEE	32.00	Bank and Other Fees
29/10/2024	Lucid Software Inc.	15.40	Subscriptions and Memberships
9/10/2024	THE HAPPY PET PLACE PT	472.76	Equipment Purchases
9/10/2024	LIVE LIFE ALARMS	75.00	Subscriptions and Memberships

Seniors Centre Coordinator

32.00

1/10/2024	ANNUAL FEE	32.00	Bank and Other Fees
-----------	------------	-------	---------------------

Seniors Centre Coordinator

1,334.00

24/10/2024	THE PERTH MINT	609.00	Events and Functions
24/10/2024	GROSVENOR HOTEL	725.00	Events and Functions

Parking Operations Manager

48.36

17/10/2024	SP Kings Square MR JAMES WILLIAM	16.36	Parking Expenses
1/10/2024	ANNUAL FEE MR JAMES WILLIAMS	32.00	Bank and Other Fees

Young Peoples Services Librarian

581.82

11/10/2024	BIGW ONLINE	- 5.00	Supplies and Materials Purchases
------------	-------------	--------	----------------------------------

City of Cockburn

Credit Card Transactions Report

Transactions Post Date Between 28-Sep-2024 and 29-Oct-2024

10/10/2024	DYMOCKS GARDEN CITY	316.82	Supplies and Materials Purchases
9/10/2024	BIGW ONLINE	238.00	Supplies and Materials Purchases
1/10/2024	ANNUAL FEE	32.00	Bank and Other Fees

Health, Fitness and Wellbeing Coordinator 1,159.30

1/10/2024	ANNUAL FEE MR KYLE BEATTIE	32.00	Bank and Other Fees
30/09/2024	Express Online Trainin MR KYLE BEA	44.59	Training & Professional Development
4/10/2024	DEVELOPMENTAL DISABI MR KYLE B	330.00	Equipment Purchases
4/10/2024	EASYFLOWERS MR KYLE BEATTIE	127.90	Supplies and Materials Purchases
3/10/2024	SP MICCA MARKETING MR KYLE BEA	120.00	Equipment Purchases
16/10/2024	SQ *CHASINGBETTER WOD MR KYL	26.76	Equipment Purchases
16/10/2024	BUNNINGS 729000 MR KYLE BEATT	42.95	Supplies and Materials Purchases
30/09/2024	OCONNOR RETRAVISION MR KYLE B	435.10	Supplies and Materials Purchases

Adult Services Coordinator 2,982.51

22/10/2024	ESSENTIAL COFFEE PTY L	21.95	Supplies and Materials Purchases
22/10/2024	SPOTLIGHT PTY LTD	128.00	Supplies and Materials Purchases
23/10/2024	170517CH PTY LTD	283.10	Supplies and Materials Purchases
21/10/2024	BUNNINGS 303000	14.62	Supplies and Materials Purchases
18/10/2024	WOOLWORTHS 4367	92.65	Supplies and Materials Purchases
16/10/2024	PINJARRA HARNESS RAC	1,023.00	Events and Functions
7/10/2024	SQ *TRIVIAOZ	281.19	Subscriptions and Memberships
15/10/2024	SPACETOCO VENUE HIRE	156.00	Hire of Equipment and Facilities
10/10/2024	GAMING AND WAGERING	83.00	Subscriptions and Memberships
10/10/2024	DEPARTMENT OF BIODIVER	77.00	Events and Functions
4/10/2024	CITY OF KALAMUNDA	130.00	Events and Functions
4/10/2024	CITY OF KALAMUNDA	260.00	Events and Functions
1/10/2024	ANNUAL FEE	32.00	Bank and Other Fees
1/10/2024	AVOCADOS RESTAURANT	400.00	Events and Functions

City of Cockburn Facility A/C - 465.54

23/10/2024	MISCELLANEOUS CREDIT BL ACCT 0	- 155.18	Bank and Other Fees
23/10/2024	MISCELLANEOUS CREDIT BL ACCT 0	- 155.18	Bank and Other Fees
23/10/2024	MISCELLANEOUS CREDIT BL ACCT 0	- 155.18	Bank and Other Fees
23/10/2024	MISCELLANEOUS CREDIT BL ACCT 0	- 155.18	Bank and Other Fees
23/10/2024	MISCELLANEOUS CREDIT BL ACCT 0	- 155.18	Bank and Other Fees

Head of Projects -

23/10/2024	REFUND OF ANNUAL FEE	- 32.00	Bank and Other Fees
1/10/2024	ANNUAL FEE	32.00	Bank and Other Fees

Waste Services Manager 816.10

28/10/2024	BIG W 0455	44.00	Supplies and Materials Purchases
28/10/2024	COLES 7545COLES 7545	45.23	Meeting/Workshop Catering

City of Cockburn

Credit Card Transactions Report

Transactions Post Date Between 28-Sep-2024 and 29-Oct-2024

23/10/2024	HENDERSON HOSE AND F	660.00	Supplies and Materials Purchases
17/10/2024	COLES 7545COLES 7545	34.87	Meeting/Workshop Catering
1/10/2024	ANNUAL FEE	32.00	Bank and Other Fees

Waste Education Coordinator 32.00

1/10/2024	ANNUAL FEE	32.00	Bank and Other Fees
-----------	------------	-------	---------------------

ACTING MANAGER OF DEVELOPMENT SERVIC 32.00

1/10/2024	ANNUAL FEE	32.00	Bank and Other Fees
-----------	------------	-------	---------------------

Head of Develop Assessment & Compliance 320.26

9/10/2024	MILMAR DISTRIBUTORS	104.50	Supplies and Materials Purchases
1/10/2024	ANNUAL FEE	32.00	Bank and Other Fees
9/10/2024	BUNNINGS 303000	57.80	Office Supplies
23/10/2024	WOOLWORTHS 4367	19.00	Office Supplies
24/10/2024	WA BOLTS PTY LTD	11.22	Supplies and Materials Purchases
22/10/2024	BUNNINGS 303000	95.74	Office Supplies

CoSafe Manager 917.40

1/10/2024	ANNUAL FEE MR LUKE GLENN SCOT	32.00	Bank and Other Fees
8/10/2024	SP QUAD LOCK AU MR LUKE GLENN	860.77	Equipment Purchases
11/10/2024	OFFICEWORKS 0616OFFIC MR LUK	24.63	Supplies and Materials Purchases

Cockburn Parenting Services Coordinator 32.00

1/10/2024	ANNUAL FEE	32.00	Bank and Other Fees
-----------	------------	-------	---------------------

Family & Community Services Manager 833.50

23/10/2024	ETHICALJOBS.COM.AU	176.00	Advertising
24/10/2024	Prof Psych Services	242.00	Professional Services
15/10/2024	SPACETOCO VENUE HIRE	235.50	Hire of Equipment and Facilities
2/10/2024	KMART 1362KMART 1362	148.00	Supplies and Materials Purchases
1/10/2024	ANNUAL FEE	32.00	Bank and Other Fees

Youth Centre Coordinator 91.85

1/10/2024	ANNUAL FEE MR MARK ARMANDI	32.00	Bank and Other Fees
30/09/2024	JIM KIDD SPORTS MR MARK ARMAI	59.85	Equipment Purchases

Branch Support Librarian 239.22

24/10/2024	SP DANJOO KOORLINY	44.95	Supplies and Materials Purchases
17/10/2024	AMAZON AU RETAIL	67.78	Supplies and Materials Purchases
21/10/2024	MISCELLANEOUS CREDIT	- 1.47	Disputed Transaction
27/09/2024	INTNL TRANS FEE REFUND	- 0.04	Disputed Transaction
21/10/2024	AMAZON AU RETAIL	16.00	Supplies and Materials Purchases
21/10/2024	NEWS PTY LIMITED	80.00	Supplies and Materials Purchases

City of Cockburn

Credit Card Transactions Report

Transactions Post Date Between 28-Sep-2024 and 29-Oct-2024

1/10/2024	ANNUAL FEE	32.00	Bank and Other Fees
-----------	------------	-------	---------------------

Events and Culture Manager 450.70

25/10/2024	BIGW ONLINE	22.50	Supplies and Materials Purchases
25/10/2024	BIGW ONLINE	63.00	Supplies and Materials Purchases
18/10/2024	SP ZETTA FLORENCE	333.20	Supplies and Materials Purchases
1/10/2024	ANNUAL FEE	32.00	Bank and Other Fees

Executive officer to the Mayor and Council 1,571.00

1/10/2024	ANNUAL FEE	32.00	Bank and Other Fees
30/09/2024	COMPANY DIRECTOR	725.00	Subscriptions and Memberships
7/10/2024	WALGA EVENTS	318.00	Conferences and Seminars
2/10/2024	WALGA EVENTS	496.00	Events and Functions

Manager Business & Economic Development 4,962.65

8/10/2024	INTNL TRANSACTION FEE	2.47	Bank and Other Fees
8/10/2024	PLAZA PREMIUM GROUP	98.71	Travel and Accommodation
8/10/2024	SEC*EVENTBOOKINGS PTY	183.90	Events and Functions
2/10/2024	INTNL TRANSACTION FEE	7.55	Bank and Other Fees
2/10/2024	INTNL TRANSACTION FEE	0.62	Bank and Other Fees
2/10/2024	INTNL TRANSACTION FEE	0.57	Bank and Other Fees
2/10/2024	INTNL TRANSACTION FEE	0.09	Bank and Other Fees
2/10/2024	COMFORT/CITYCAB TAXI	22.74	Travel and Accommodation
2/10/2024	PAN PACIFIC SINGAPORE	302.12	Travel and Accommodation
1/10/2024	INTNL TRANSACTION FEE	0.73	Bank and Other Fees
1/10/2024	INTNL TRANSACTION FEE	0.37	Bank and Other Fees
1/10/2024	INTNL TRANSACTION FEE	0.32	Bank and Other Fees
1/10/2024	INTNL TRANSACTION FEE	0.20	Bank and Other Fees
1/10/2024	INTNL TRANSACTION FEE	0.06	Bank and Other Fees
1/10/2024	ANNUAL FEE	32.00	Bank and Other Fees
1/10/2024	Grab* A-6V9AC7MWWHQT	14.95	Travel and Accommodation
1/10/2024	Grab* A-6V4BLCRWWEPP	2.59	Travel and Accommodation
1/10/2024	CTY KS SILKPATH-M3	182.63	Travel and Accommodation
1/10/2024	THUY TA 3B LTT	8.06	Travel and Accommodation
1/10/2024	VIET CRAFT BAZAAR	106.36	Travel and Accommodation
1/10/2024	COMFORT/CITYCAB TAXI	29.00	Travel and Accommodation
1/10/2024	COMFORT/CITYCAB TAXI	12.83	Travel and Accommodation
9/10/2024	DELAWARE NORTH RETAQPS	18.00	Travel and Accommodation
10/10/2024	OFFICEWORKS	89.36	Office Supplies
10/10/2024	INTNL TRANSACTION FEE	0.11	Bank and Other Fees
10/10/2024	INTNL TRANSACTION FEE	0.08	Bank and Other Fees
10/10/2024	Grab* A-7WEBBWBWWH28	4.47	Travel and Accommodation
10/10/2024	Grab* A-7WEN3IOGWE2B	3.29	Travel and Accommodation
15/10/2024	GM TAXIPAY	107.84	Travel and Accommodation

City of Cockburn

Credit Card Transactions Report

Transactions Post Date Between 28-Sep-2024 and 29-Oct-2024

14/10/2024	INTNL TRANSACTION FEE	64.82	Bank and Other Fees
14/10/2024	INTNL TRANSACTION FEE	0.47	Bank and Other Fees
14/10/2024	Front Desk	2,592.71	Travel and Accommodation
14/10/2024	IMPERIAL KITCHEN & DI	18.86	Travel and Accommodation
7/10/2024	Live Payments	106.27	Travel and Accommodation
22/10/2024	SQ *GRAZIE GIFT BASKET	100.00	Events and Functions
30/09/2024	MPOS BEP QUAN	61.22	Travel and Accommodation
30/09/2024	HYATT HOTELS	54.64	Travel and Accommodation
30/09/2024	SHERATON HOTEL HP	45.31	Travel and Accommodation
30/09/2024	SHERATON HOTEL HP	201.40	Travel and Accommodation
30/09/2024	NHAT HA L'OPERA	26.95	Travel and Accommodation
30/09/2024	Grab* A-6UKU4E9WWGIC	2.36	Travel and Accommodation
30/09/2024	Grab* A-6UKUKVUGWGVH	2.36	Travel and Accommodation
2/10/2024	Grab* A-6VC8UDUGWEP3	24.75	Travel and Accommodation
2/10/2024	Grab* A-6V4OHLKGWJO4	3.45	Travel and Accommodation
3/10/2024	PT FINNET INDONESIA	49.92	Travel and Accommodation
3/10/2024	HARD ROCK CAFE - T2	78.74	Travel and Accommodation
3/10/2024	MARRIOTT	59.57	Travel and Accommodation
3/10/2024	INTNL TRANSACTION FEE	1.25	Bank and Other Fees
3/10/2024	INTNL TRANSACTION FEE	1.49	Bank and Other Fees
3/10/2024	INTNL TRANSACTION FEE	1.97	Bank and Other Fees
30/09/2024	Grab* A-6UKKCW2WWITU	2.36	Travel and Accommodation
30/09/2024	Grab* A-6UKF3NUGWIJM	2.55	Travel and Accommodation
30/09/2024	INTNL TRANSACTION FEE	0.06	Bank and Other Fees
30/09/2024	INTNL TRANSACTION FEE	0.06	Bank and Other Fees
30/09/2024	INTNL TRANSACTION FEE	0.06	Bank and Other Fees
30/09/2024	INTNL TRANSACTION FEE	0.06	Bank and Other Fees
30/09/2024	INTNL TRANSACTION FEE	0.67	Bank and Other Fees
30/09/2024	INTNL TRANSACTION FEE	1.13	Bank and Other Fees
30/09/2024	INTNL TRANSACTION FEE	1.37	Bank and Other Fees
30/09/2024	INTNL TRANSACTION FEE	1.53	Bank and Other Fees
30/09/2024	INTNL TRANSACTION FEE	5.04	Bank and Other Fees
23/10/2024	SPACETOCO VENUE HIRE	105.00	Hire of Equipment and Facilities
23/10/2024	SPACETOCO VENUE HIRE	105.00	Hire of Equipment and Facilities
1/10/2024	INTNL TRANSACTION FEE	2.66	Bank and Other Fees
1/10/2024	INTNL TRANSACTION FEE	4.57	Bank and Other Fees

Streetscapes Coordinator

136.05

24/10/2024	PLANT DOCTOR PTY LTD	104.05	Supplies and Materials Purchases
1/10/2024	ANNUAL FEE	32.00	Bank and Other Fees

Social Club Coordinator

1,173.16

14/10/2024	Woolworths Online	120.70	Supplies and Materials Purchases
9/10/2024	THE REJECT SHOP	52.90	Supplies and Materials Purchases
1/10/2024	ANNUAL FEE	32.00	Bank and Other Fees

City of Cockburn

Credit Card Transactions Report

Transactions Post Date Between 28-Sep-2024 and 29-Oct-2024

8/10/2024	SPOTLIGHT 065	73.60	Supplies and Materials Purchases
8/10/2024	Woolworths Online	149.50	Supplies and Materials Purchases
25/10/2024	BUNNINGS 303000	59.35	Supplies and Materials Purchases
29/10/2024	Woolworths Online	176.95	Supplies and Materials Purchases
4/10/2024	WANEWSDTI	106.80	Supplies and Materials Purchases
8/10/2024	RED DOT STORES	24.00	Supplies and Materials Purchases
8/10/2024	RED DOT STORES	65.60	Supplies and Materials Purchases
8/10/2024	PRICELESS DISCOUNTS PH	29.50	Supplies and Materials Purchases
22/10/2024	Woolworths Online	282.26	Supplies and Materials Purchases

Acting Manager Public Health and Buildin 536.00

28/10/2024	SWS PRIMARY HEALTH	504.00	Subscriptions and Memberships
1/10/2024	ANNUAL FEE	32.00	Bank and Other Fees

Health Promotion Officer 239.57

23/10/2024	OFFICEWORKS 0601OFFICE	44.97	Supplies and Materials Purchases
9/10/2024	COLES 0490COLES 0490	162.60	Supplies and Materials Purchases
1/10/2024	ANNUAL FEE	32.00	Bank and Other Fees

Communications and Marketing Manager 9,125.61

18/10/2024	FACEBK *CUPZED8MT2	1,250.00	Advertising
18/10/2024	FIGMA MONTHLY RENEWAL	82.63	Subscriptions and Memberships
18/10/2024	INTNL TRANSACTION FEE	2.07	Bank and Other Fees
29/10/2024	FACEBK *KK4JTDQMT2	1,250.00	Advertising
29/10/2024	SHUTTERSTOCK IRELAND L	31.90	Supplies and Materials Purchases
25/10/2024	MAILSND.COM* VISION6	1,422.63	Program Costs
25/10/2024	WWW.AIRVIEWONLINE.COM	120.00	Equipment Purchases
28/10/2024	BITLY.COM	52.91	Subscriptions and Memberships
28/10/2024	INTNL TRANSACTION FEE	1.32	Bank and Other Fees
28/10/2024	INTNL TRANSACTION FEE	0.04	Bank and Other Fees
28/10/2024	LNK.BIO	1.50	Subscriptions and Memberships
30/09/2024	MAILSND.COM* VISION6	562.79	Supplies and Materials Purchases
1/10/2024	INTNL TRANSACTION FEE	58.99	Bank and Other Fees
1/10/2024	FACEBK *PV2JWBQMT2	1,249.94	Advertising
1/10/2024	ANNUAL FEE	32.00	Bank and Other Fees
1/10/2024	GRAMMARLY CO*JQVW6V0	2,359.45	Subscriptions and Memberships
2/10/2024	Google ADS5683592141	647.44	Advertising

Cockburn Resource Recovery Park Manager 238.36

1/10/2024	ANNUAL FEE	32.00	Bank and Other Fees
24/10/2024	Blackwoods	92.14	Supplies and Materials Purchases
15/10/2024	BUNNINGS 303000	114.22	Supplies and Materials Purchases

Chief of Built and Natural Environment 844.63

City of Cockburn

Credit Card Transactions Report

Transactions Post Date Between 28-Sep-2024 and 29-Oct-2024

30/09/2024	UWA	495.00	Conferences and Seminars
1/10/2024	ANNUAL FEE	32.00	Bank and Other Fees
9/10/2024	WILSON PARKING PER055	17.00	Parking Expenses
21/10/2024	UDIAWA	198.90	Conferences and Seminars
25/10/2024	ZLR*Jims Laundty Serv	101.73	Supplies and Materials Purchases

Executive Assistant to the CEO

453.53

1/10/2024	ANNUAL FEE MISS REBECCA SANDE	32.00	Bank and Other Fees
16/10/2024	Subway Spearwood 19850 MISS RE	56.00	Meeting/Workshop Catering
23/10/2024	Interflora Australia U MISS REBECCA	124.00	Supplies and Materials Purchases
25/10/2024	Subway Spearwood 19850 MISS RE	202.00	Meeting/Workshop Catering
25/10/2024	WOOLWORTHS 4367 MISS REBE	13.55	Meeting/Workshop Catering
28/10/2024	FARMER JACKS SPEARWO MISS RE	25.98	Meeting/Workshop Catering

Youth Programs and Events Officer

1,998.23

1/10/2024	ANNUAL FEE	32.00	Bank and Other Fees
1/10/2024	COLES 0490COLES 0490	68.55	Program Costs
2/10/2024	COLES 0490COLES 0490	80.54	Program Costs
2/10/2024	MELVILLE GOLF CENTRE P	286.00	Program Costs
3/10/2024	THE HOYTS CORPORATIO	271.38	Program Costs
9/10/2024	COLES 0490COLES 0490	134.40	Program Costs
9/10/2024	KMART 1362KMART 1362	59.00	Program Costs
23/10/2024	SPOTLIGHT MELVILLE	244.00	Events and Functions
23/10/2024	Woolworths Online	72.20	Program Costs
24/10/2024	THE REJECT SHOP 601	59.00	Events and Functions
16/10/2024	Woolworths Online	102.11	Program Costs
18/10/2024	BIG W 0444	58.00	Program Costs
18/10/2024	KMART 1362KMART 1362	40.00	Equipment Purchases
18/10/2024	RED DOT STORES	130.00	Events and Functions
29/10/2024	BP BIBRA LAKE 7451	16.69	Events and Functions
25/10/2024	COLES 0490COLES 0490	150.65	Program Costs
28/10/2024	PERTH MOBILE CATERING	116.00	Meeting/Workshop Catering
3/10/2024	CITYOFCOCKBURN	42.71	Bank and Other Fees
3/10/2024	CITYOFCOCKBURN	35.00	Bank and Other Fees

Civil Infrastructure Operations Coordina

1,881.60

3/10/2024	SETON MR	1,832.60	Supplies and Materials Purchases
24/10/2024	MED*ALDIMobile MR	17.00	Subscriptions and Memberships
1/10/2024	ANNUAL FEE MR	32.00	Bank and Other Fees

Strategic Procurement Manager

285.95

1/10/2024	ANNUAL FEE	32.00	Bank and Other Fees
4/10/2024	MWAVE LIDCOMBE	253.95	Supplies and Materials Purchases

City of Cockburn

Credit Card Transactions Report

Transactions Post Date Between 28-Sep-2024 and 29-Oct-2024

Events Officer 1,449.14

25/10/2024	COLES 0494COLES 0494	124.89	Events and Functions
25/10/2024	SQ *A PARTY TO REMEMBE	- 50.00	Events and Functions
16/10/2024	TEMU.COM	101.04	Events and Functions
11/10/2024	BP EXP PHOENIX 6443	12.50	Events and Functions
10/10/2024	SQ *THE ROLLING BEAN	25.50	Events and Functions
10/10/2024	SQ *LITTLE BULL ESPRES	117.50	Events and Functions
3/10/2024	SQ *A PARTY TO REMEMBE	967.17	Events and Functions
8/10/2024	TEMU.COM	118.54	Events and Functions
1/10/2024	ANNUAL FEE	32.00	Bank and Other Fees

Head of Community Development 200.22

1/10/2024	ANNUAL FEE	32.00	Bank and Other Fees
23/10/2024	MYO*INDIGENOUS EMPLOYM	168.22	Subscriptions and Memberships

Head of Recreation Infrastructure & Svcs 545.33

7/10/2024	PAWSSUM VETS ID 101990	106.37	Professional Services
7/10/2024	PAWSSUM VETS ID 101990	398.00	Professional Services
30/09/2024	INTNL TRANSACTION FEE	0.22	Bank and Other Fees
30/09/2024	IGLOOCOMPANY	8.74	Subscriptions and Memberships
1/10/2024	ANNUAL FEE	32.00	Bank and Other Fees

Community Infrastructure Manager 32.00

1/10/2024	ANNUAL FEE	32.00	Bank and Other Fees
-----------	------------	-------	---------------------

Citizenship and Civic Services Superviso 72.62

1/10/2024	ANNUAL FEE	32.00	Bank and Other Fees
11/10/2024	POINT PARKING PTY LTD	7.00	Parking Expenses
10/10/2024	OFFICEWORKS 0616OFFIC	33.62	Office Supplies

Senior Youth Outreach Worker 261.34

29/10/2024	MCDONALDS DT 1285	12.50	Program Costs
4/10/2024	SQ *PROFESSIONAIL ROCK	60.00	Program Costs
4/10/2024	SQ *PROFESSIONAIL ROCK	60.00	Program Costs
1/10/2024	ANNUAL FEE	32.00	Bank and Other Fees
2/10/2024	STRIKE AUSTRALIA PTY L	49.74	Program Costs
14/10/2024	KFC WARNBRO	21.90	Program Costs
17/10/2024	MCDONALDS THOMSNS LKE	12.25	Program Costs
21/10/2024	MCD WOODBRIDGE	12.95	Program Costs

City Facilities Manager 1,979.74

17/10/2024	SEC*CITY OF COCKBURN	45.00	Application, Licence, Registration Fees
1/10/2024	ACTIVTEC SOLUTIONS	291.50	Supplies and Materials Purchases
1/10/2024	ANNUAL FEE	32.00	Bank and Other Fees

City of Cockburn

Credit Card Transactions Report

Transactions Post Date Between 28-Sep-2024 and 29-Oct-2024

2/10/2024	REBEL MELVILLE	99.99	Supplies and Materials Purchases
30/09/2024	PARKER BLACK FORREST	853.25	Supplies and Materials Purchases
25/10/2024	DISCOUNT TRADER PTY LT	658.00	Supplies and Materials Purchases

Community Development Coordinator

1,792.74

15/10/2024	SPACETOCO VENUE HIRE	33.00	Hire of Equipment and Facilities
9/10/2024	GILBERTS FRESH HILTO	145.27	Program Costs
2/10/2024	BUNNINGS 453000	- 122.36	Program Costs
1/10/2024	BUNNINGS 303000	349.12	Program Costs
1/10/2024	ANNUAL FEE	32.00	Bank and Other Fees
2/10/2024	KMART 1024KMART 1024	204.00	Program Costs
14/10/2024	AMAZON AU MARKETPLACE	118.38	Program Costs
15/10/2024	OFFICEWORKS 0604OFFICE	45.16	Program Costs
11/10/2024	SQ *ROC CANDY PTY LTD	301.49	Advertising
22/10/2024	WOOLWORTHS 4367	256.20	Program Costs
21/10/2024	BUNNINGS 317000	62.86	Program Costs
17/10/2024	WOOLWORTHS 4367	47.92	Meeting/Workshop Catering
17/10/2024	Subway Spearwood 19850	163.50	Meeting/Workshop Catering
17/10/2024	BIG W 0455	156.20	Program Costs

COMMUNITY DEVELOPMENT MANAGER

32.00

1/10/2024	ANNUAL FEE	32.00	Bank and Other Fees
-----------	------------	-------	---------------------

Marina Manager

203.65

24/10/2024	SEC*CITY OF COCKBURN	171.65	Application, Licence, Registration Fees
1/10/2024	ANNUAL FEE	32.00	Bank and Other Fees

Library Technician

811.15

4/10/2024	SP JB HI-FI ONLINE	334.69	Supplies and Materials Purchases
4/10/2024	BIGW ONLINE	186.00	Supplies and Materials Purchases
3/10/2024	PAYPAL *PPS	95.00	Supplies and Materials Purchases
3/10/2024	MYO*GREEN WORLD INDOOR	217.26	Professional Services
1/10/2024	ANNUAL FEE	32.00	Bank and Other Fees
9/10/2024	NEVERFAIL SPRINGWTR	46.20	Supplies and Materials Purchases
15/10/2024	SP JB HI-FI ONLINE	- 100.00	Supplies and Materials Purchases

Child Care Services Manager

906.50

1/10/2024	ANNUAL FEE	32.00	Bank and Other Fees
8/10/2024	MYO*Harmony Kids	874.50	Subscriptions and Memberships

Economic Development Officer

200.75

11/10/2024	ASSURANCE VENTURE PTY	9.40	Meeting/Workshop Catering
22/10/2024	EB *Empowering Sustain	55.56	Conferences and Seminars
17/10/2024	CPP Elder Street	12.12	Parking Expenses

City of Cockburn
Credit Card Transactions Report

Transactions Post Date Between 28-Sep-2024 and 29-Oct-2024

21/10/2024	CURTIN UNIVERSITY	79.55	Conferences and Seminars
4/10/2024	CPP Elder Street	12.12	Parking Expenses
1/10/2024	ANNUAL FEE	32.00	Bank and Other Fees

Community Safety Manager **815.79**

1/10/2024	ANNUAL FEE	32.00	Bank and Other Fees
14/10/2024	FACEBK *E8WMR9LMB2	2.19	Advertising
22/10/2024	ZOOLOGICAL PARKS AUTHO	750.00	Events and Functions
24/10/2024	COLES 0494COLES 0494	31.60	Supplies and Materials Purchases

Total Cards - 80	\$ 81,439.69
------------------	---------------------

City of Cockburn

Woolworths Group Transactions Report

Transactions Made Between 1 November - 30 November 2024

Reference	Date	Amount	Description
Senior Centre - Cook		744.96	
TI-01EC5-1792D0	11/11/2024	181.24	Groceries and Consumables
TI-01EC5-1792D3	12/11/2024	51.28	Groceries and Consumables
TI-01EC5-1792D4	12/11/2024	67.50	Groceries and Consumables
TI-01EC5-1792D5	13/11/2024	121.85	Groceries and Consumables
TI-01EC5-1792D6	14/11/2024	91.50	Groceries and Consumables
TI-01EC5-1792D7	14/11/2024	6.70	Groceries and Consumables
TI-01EC5-1792DA	15/11/2024	99.49	Groceries and Consumables
TI-01EC5-1792E4	21/11/2024	33.80	Groceries and Consumables
TI-01EC5-1792EB	26/11/2024	91.60	Groceries and Consumables
Programs Booking Assistant		506.86	
TI-01EC5-1792CD	08/11/2024	67.46	Groceries and Consumables
TI-01EC5-1792CE	10/11/2024	246.00	Groceries and Consumables
TI-01EC5-1792CF	10/11/2024	80.75	Groceries and Consumables
TI-01EC5-1792DD	19/11/2024	79.65	Groceries and Consumables
TI-01EC5-1792E7	22/11/2024	33.00	Groceries and Consumables
Amenities Officer		222.40	
TI-01EC5-1792CA	07/11/2024	57.00	Groceries and Consumables
TI-01EC5-1792CB	07/11/2024	104.00	Groceries and Consumables
TI-01EC5-1792E2	20/11/2024	61.40	Groceries and Consumables
Senior Centre Kitchen Hand		2,177.06	
TI-01EC5-1792C2	04/11/2024	2.00	Groceries and Consumables
TI-01EC5-1792C3	04/11/2024	284.70	Groceries and Consumables
TI-01EC5-1792C4	04/11/2024	72.60	Groceries and Consumables
TI-01EC5-1792C6	05/11/2024	9.30	Groceries and Consumables
TI-01EC5-1792C7	05/11/2024	132.60	Groceries and Consumables
TI-01EC5-1792C8	05/11/2024	112.98	Groceries and Consumables
TI-01EC5-1792C9	06/11/2024	113.35	Groceries and Consumables
TI-01EC5-1792DC	18/11/2024	200.06	Groceries and Consumables
TI-01EC5-1792E0	20/11/2024	245.25	Groceries and Consumables
TI-01EC5-1792E1	20/11/2024	173.99	Groceries and Consumables
TI-01EC5-1792E6	22/11/2024	137.23	Groceries and Consumables
TI-01EC5-1792E8	25/11/2024	104.56	Groceries and Consumables
TI-01EC5-1792E9	25/11/2024	9.50	Groceries and Consumables
TI-01EC5-1792ED	27/11/2024	94.00	Groceries and Consumables
TI-01EC5-1792EE	27/11/2024	279.29	Groceries and Consumables
TI-01EC5-1792EF	28/11/2024	47.30	Groceries and Consumables
TI-01EC5-1792F2	29/11/2024	90.25	Groceries and Consumables
TI-01EC5-1792F3	29/11/2024	68.10	Groceries and Consumables

City of Cockburn**Woolworths Group Transactions Report**

Transactions Made Between 1 November - 30 November 2024

Youth Centre Coordinator**611.20**

TI-01EC5-1792C5	04/11/2024	48.36	Groceries and Consumables
TI-01EC5-1792CC	07/11/2024	66.44	Groceries and Consumables
TI-01EC5-1792D2	11/11/2024	72.34	Groceries and Consumables
TI-01EC5-1792D9	14/11/2024	78.91	Groceries and Consumables
TI-01EC5-1792DF	19/11/2024	27.90	Groceries and Consumables
TI-01EC5-1792E3	20/11/2024	22.23	Groceries and Consumables
TI-01EC5-1792E5	21/11/2024	125.47	Groceries and Consumables
TI-01EC5-1792EA	25/11/2024	36.74	Groceries and Consumables
TI-01EC5-1792EC	26/11/2024	38.55	Groceries and Consumables
TI-01EC5-1792F1	28/11/2024	52.26	Groceries and Consumables
TI-01EC5-1792F4	29/11/2024	42.00	Groceries and Consumables

Amenities Officer**75.00**

TI-01EC5-1792DB	15/11/2024	75.00	Groceries and Consumables
-----------------	------------	-------	---------------------------

Amenities Officer**335.90**

TI-01EC5-1792D8	14/11/2024	335.90	Groceries and Consumables
-----------------	------------	--------	---------------------------

Marina Manager**137.64**

TI-01EC5-1792C1	04/11/2024	9.66	Groceries and Consumables
TI-01EC5-1792D1	11/11/2024	35.71	Groceries and Consumables
TI-01EC5-1792DE	19/11/2024	36.57	Groceries and Consumables
TI-01EC5-1792F0	28/11/2024	55.70	Groceries and Consumables

Environmental Education Officer**94.30**

TI-01EC5-1792F5	30/11/2024	94.30	Groceries and Consumables
-----------------	------------	-------	---------------------------

Total Cards - 9**4,905.32**

City of Cockburn**Bunnings PowerPass Transactions Report**

Transactions Made Between 1 November - 30 November 2024

Reference	Date	Amount	Description
City Facilities Coordinator		757.05	
2015/00122243	5/11/2024	12.20	Supplies and Materials
2015/00146003	26/11/2024	9.04	Supplies and Materials
2015/01410206	5/11/2024	15.54	Supplies and Materials
2015/01416724	19/11/2024	74.21	Supplies and Materials
2015/01417358	20/11/2024	75.52	Supplies and Materials
2015/01418187	22/11/2024	93.21	Supplies and Materials
2015/01419574	25/11/2024	37.14	Supplies and Materials
2015/01540449	12/11/2024	25.92	Supplies and Materials
2015/01541029	13/11/2024	225.44	Supplies and Materials
2015/01673559	20/11/2024	3.70	Supplies and Materials
2015/01778108	12/11/2024	14.29	Supplies and Materials
2160/00178890	5/11/2024	153.44	Supplies and Materials
2160/01206385	4/11/2024	10.94	Supplies and Materials
2442/01427175	26/11/2024	6.46	Supplies and Materials
Mechanical Workshop Supervisor		123.93	
2015/01677615	28/11/2024	27.46	Supplies and Materials
2015/01785402	19/11/2024	96.47	Supplies and Materials
Streetscape Supervisor		1,009.14	
2015/00147474	27/11/2024	296.64	Supplies and Materials
2015/01543665	15/11/2024	712.50	Supplies and Materials
Engineering Technical Officer		246.75	
2015/01554433	25/11/2024	246.75	Supplies and Materials
Parks Supervisor		484.30	
2015/00129377	11/11/2024	172.24	Supplies and Materials
2015/00129387	11/11/2024	54.09	Supplies and Materials
2015/01028267	5/11/2024	99.16	Supplies and Materials
2015/01557398	28/11/2024	56.59	Supplies and Materials
2160/01613719	19/11/2024	102.22	Supplies and Materials
Senior Business Operations Team Leader		219.47	
2160/01180572	7/11/2024	54.71	Supplies and Materials
2160/99826749	22/11/2024	164.76	Supplies and Materials
Leading Hand Maintenance		3,070.42	
2015/01357998	12/11/2024	19.15	Supplies and Materials
2015/01358601	14/11/2024	37.69	Supplies and Materials
2015/01410976	7/11/2024	222.27	Supplies and Materials
2015/01411223	7/11/2024	203.10	Supplies and Materials

City of Cockburn**Bunnings PowerPass Transactions Report****Transactions Made Between 1 November - 30 November 2024**

2015/01412775	11/11/2024	519.34	Supplies and Materials
2015/01413371	12/11/2024	56.58	Supplies and Materials
2015/01414562	15/11/2024	112.68	Supplies and Materials
2015/01416746	19/11/2024	108.05	Supplies and Materials
2015/01416994	19/11/2024	388.69	Supplies and Materials
2015/01420153	26/11/2024	83.94	Supplies and Materials
2015/01786058	20/11/2024	179.15	Supplies and Materials
2015/01787354	21/11/2024	50.00	Supplies and Materials
2160/01209185	13/11/2024	422.44	Supplies and Materials
2160/01209423	14/11/2024	541.92	Supplies and Materials
2160/01209557	14/11/2024	15.00	Supplies and Materials
2160/01212144	22/11/2024	110.42	Supplies and Materials

Fire and Emergency Management Officer 314.33

2015/00122514	5/11/2024	104.96	Supplies and Materials
2160/01191818	18/11/2024	158.18	Supplies and Materials
2160/01588054	21/11/2024	51.19	Supplies and Materials

Urban Forest Supervisor 226.09

2015/01046879	29/11/2024	226.09	Supplies and Materials
---------------	------------	--------	------------------------

Trades Assistant/Sign Installer 246.53

2015/01554615	25/11/2024	77.20	Supplies and Materials
2015/01772665	6/11/2024	50.33	Supplies and Materials
2015/01779598	13/11/2024	119.00	Supplies and Materials

Environmental Supervisor - 743.28

2015/00132368	14/11/2024	274.26	Supplies and Materials
2015/01532534	5/11/2024	137.62	Supplies and Materials
2015/01542637	14/11/2024	33.36	Supplies and Materials
2015/01676375	26/11/2024	16.60	Supplies and Materials
2015/99864053	13/11/2024 -	1,205.12	Supplies and Materials

Operations Supervisor 14.21

2015/01555778	26/11/2024	14.21	Supplies and Materials
---------------	------------	-------	------------------------

Mechanical Trades Assistant 131.14

2015/01674167	22/11/2024	131.14	Supplies and Materials
---------------	------------	--------	------------------------

Parks Supervisor 353.32

2015/01029553	7/11/2024	296.64	Supplies and Materials
2015/01542397	14/11/2024	16.41	Supplies and Materials
2015/01549853	21/11/2024	40.27	Supplies and Materials

City of Cockburn

Bunnings PowerPass Transactions Report

Transactions Made Between 1 November - 30 November 2024

Subdivision Supervisor		53.79	
2015/00124359	7/11/2024	53.79	Supplies and Materials
Marina Manager		385.75	
2402/01718876	26/11/2024	385.75	Supplies and Materials
Total Cards - 16		6,892.94	



CITY OF COCKBURN

Page: 1 of 38
Date: 30/11/2024

Go paperless and receive your invoices and statements via email. Provide your BP Plus account number along with your email address to aucustcare@bp.com and our team will help you make the switch. If you have paid your account via credit card, your Service Fee will appear on your summary Tax Invoice.

Please Note: if you are disputing a transaction, this needs to be lodged in writing within 30 days from the date of issue of this Fleet Control Report.

BP Australia Pty Ltd
A.B.N. 53 004 085 616
GPO Box 1621
MELBOURNE VIC 3001

BP Plus Fleet Control Report

Account Enquiries: BP Accounts Receivable Telephone: 1800 225 527



CITY OF COCKBURN
Accounts Payable (Invoice Only) PO
067775
PO Box 1215
BIBRA LAKE DC PRIVATE BOXES WA
6965

CITY OF COCKBURN

Account Number: **0050188034**
Period Starting: **01/11/2024**

Customer Number: **0115405338**
Period Ending: **30/11/2024**

Page: 2 of 38
Date: 30/11/2024

Card Number Vehicle/Driver	Date	Time	Purchase Location	Site No.	Receipt Number	Customer Reference	Product/Service					Odo meter (km)	KM Span	Litres/100km	Cents /km
							Description	CPL Price	Litres	Total Exc GST (\$)	GST (\$)	Total Inc GST (\$)			
WHITE NISSAN XTRAIL WAGON							DIESEL		103.20	161.29	16.13	177.42			
							TOTAL		103.20	161.29	16.13	177.42		1219	8.5
							YEAR TO DATE		1,174.90	1,944.16	194.40	2,138.56		11403	10.3
							DIESEL		103.20	161.29	16.13	177.42			
7050 15405338 04227 1HSW320 2166 WHITE FORD RANGER UTE	07/11/24 21/11/24	13:03:01 14:21:01	SPEARWOOD SPEARWOOD	WA WA	6443 6443	020570 021031	TOTAL		103.20	161.29	16.13	177.42		1219	8.5
							YEAR TO DATE		1,174.90	1,944.16	194.40	2,138.56		11403	10.3
							DIESEL		103.20	161.29	16.13	177.42			
							TOTAL		103.20	161.29	16.13	177.42		1219	8.5
7050 15405338 03989 1HMMV121 2176 WHITE MITSUBISHI TRITON UTE	31/10/24 07/11/24 13/11/24 20/11/24 26/11/24	14:46:44 13:08:15 13:46:45 12:31:07 12:28:10	COCKBURN CENTRAL COCKBURN CENTRAL BIBRA LAKE BIBRA LAKE BIBRA LAKE	WA WA WA WA WA	7395 7395 7451 7451 7451	064991 005965 060293 060781 061229	ULT DSL	170.65	66.76	103.57	10.36	113.93	47970	983	6.8
							ULT DSL	173.31	73.67	116.07	11.61	127.68	49022	1052	7.0
							DIESEL		140.43	219.64	21.97	241.61			
							TOTAL		140.43	219.64	21.97	241.61		2035	6.9
7050 15405338 04235 1HTW447 2206 WHITE FORD RANGER UTILITY	31/10/24 08/11/24 19/11/24	10:10:55 07:15:29 06:59:06	SPEARWOOD SPEARWOOD FREMANTLE	WA WA WA	6443 6443 6220	020355 020582 057081	YEAR TO DATE		1,670.77	2,753.96	275.38	3,029.34		20048	8.3
							DIESEL		140.43	219.64	21.97	241.61			
							TOTAL		140.43	219.64	21.97	241.61		2035	6.9
							YEAR TO DATE		1,670.77	2,753.96	275.38	3,029.34		20048	8.3
7050 15405338 04235 1HTW447 2206 WHITE FORD RANGER UTILITY	31/10/24 08/11/24 19/11/24	10:10:55 07:15:29 06:59:06	SPEARWOOD SPEARWOOD FREMANTLE	WA WA WA	6443 6443 6220	020355 020582 057081	ULT DSL	170.74	60.90	94.53	9.45	103.98	78786	616	9.9
							ULT DSL	172.65	57.73	90.61	9.06	99.67	79361	575	10.0
							ULT DSL	169.90	53.30	82.33	8.23	90.56	79916	555	9.6
							ULT DSL	170.90	55.44	86.14	8.61	94.75	80469	553	10.0
7050 15405338 04235 1HTW447 2206 WHITE FORD RANGER UTILITY	31/10/24 08/11/24 19/11/24	10:10:55 07:15:29 06:59:06	SPEARWOOD SPEARWOOD FREMANTLE	WA WA WA	6443 6443 6220	020355 020582 057081	ULT DSL	171.90	55.45	86.65	8.67	95.32	81048	579	9.6
							DIESEL		282.82	440.26	44.02	484.28			
							TOTAL		282.82	440.26	44.02	484.28		2878	9.8
							YEAR TO DATE		2,459.74	4,063.40	406.34	4,469.74		25791	9.5
7050 15405338 04235 1HTW447 2206 WHITE FORD RANGER UTILITY	31/10/24 08/11/24 19/11/24	10:10:55 07:15:29 06:59:06	SPEARWOOD SPEARWOOD FREMANTLE	WA WA WA	6443 6443 6220	020355 020582 057081	DIESEL		282.82	440.26	44.02	484.28			
							TOTAL		282.82	440.26	44.02	484.28		2878	9.8
							YEAR TO DATE		2,459.74	4,063.40	406.34	4,469.74		25791	9.5
							ULT DSL	168.74	52.58	80.65	8.07	88.72	445363		
7050 15405338 04235 1HTW447 2206 WHITE FORD RANGER UTILITY	31/10/24 08/11/24 19/11/24	10:10:55 07:15:29 06:59:06	SPEARWOOD SPEARWOOD FREMANTLE	WA WA WA	6443 6443 6220	020355 020582 057081	ULT DSL	170.65	60.28	93.52	9.35	102.87	46103		
							ULT DSL	172.90	63.11	99.20	9.92	109.12	46892	789	8.0
							ULT DSL								
							ULT DSL								

BP Australia Pty Ltd
A.B.N. 53 004 085 616
GPO Box 1621
MELBOURNE VIC 3001

BP Plus
Fleet Control Report

Account Enquiries: BP Accounts Receivable Telephone: 1800 225 527



CITY OF COCKBURN
Accounts Payable (Invoice Only) PO
067775
PO Box 1215
BIBRA LAKE DC PRIVATE BOXES WA
6965

CITY OF COCKBURN

Account Number: 0050188034
Period Starting: 01/11/2024

Customer Number: 0115405338
Period Ending: 30/11/2024

Page: 3 of 38
Date: 30/11/2024

Card Number Vehicle/Driver	Date	Time	Purchase Location	Site No.	Receipt Number	Customer Reference	Product/Service					Odo meter (km)	KM Span	Litres/ 100km	Cents /km
							Description	CPL Price	Litres	Total Exc GST (\$)	GST (\$)	Total Inc GST (\$)			
Cost Centre 7050 15405338 03575 1GZQ778 2217 WHITE TOYOTA CAMRY SEDAN	04/11/24 20/11/24	09:32:09 12:09:09	SPEARWOOD SPEARWOOD	WA WA	6443 6443	020444 020997	DIESEL		175.97	273.37	27.34	300.71			
							TOTAL		175.97	273.37	27.34	300.71		789	22.3
							YEAR TO DATE		1,823.78	3,015.88	301.58	3,317.46		17734	10.3
							DIESEL		175.97	273.37	27.34	300.71			
							TOTAL		175.97	273.37	27.34	300.71		789	22.3
							YEAR TO DATE		1,823.78	3,015.88	301.58	3,317.46		17734	10.3
Cost Centre 7050 15405338 04532 11DI923 2236 WHITE FORD RANGER	02/11/24 15/11/24 19/11/24 23/11/24 29/11/24	15:27:38 08:43:02 09:14:04 15:35:56 09:11:22	MANDURAH BIBRA LAKE COCKBURN CENTRAL BALDIVIS BIBRA LAKE	WA WA WA WA WA	1993 7451 7395 7375 7451	020107 015668 006293 018158 061541	U/LP 95 UNM	172.03	42.51	66.48	6.65	73.13	777		
							U/LP 95 UNM	172.45	42.25	66.24	6.62	72.86	777		
							M/S		84.76	132.72	13.27	145.99			
							TOTAL		84.76	132.72	13.27	145.99		750	39.2
							YEAR TO DATE		294.28	459.96	46.00	505.96			67.5
							M/S		84.76	132.72	13.27	145.99			
Cost Centre 7050 15405338 04052 1GMF052 2246 WHITE SUBARU OUTBACK WAGON	19/11/24	07:45:16	BIBRA LAKE	WA	7451	060686	TOTAL		84.76	132.72	13.27	145.99		750	39.2
							YEAR TO DATE		294.28	459.96	46.00	505.96			67.5
							U/LT DSL	168.74	58.56	89.83	8.98	98.81	19588	546	10.7
							U/LT DSL	169.90 P	37.56	58.01	5.80	63.81	777		18.1
							U/LT DSL	174.90 P	51.81	82.38	8.24	90.62	20385		
							U/LT DSL	173.31	54.76	86.27	8.63	94.90	20900	515	10.6
Cost Centre 7050 15405338 04052 1GMF052 2246 WHITE SUBARU OUTBACK WAGON	19/11/24	07:45:16	BIBRA LAKE	WA	7451	060686	U/LT DSL	171.90 P	53.73	83.96	8.40	92.36	21397	497	10.8
							DIESEL		256.42	400.45	40.05	440.50			
							TOTAL		256.42	400.45	40.05	440.50		1558	16.5
							YEAR TO DATE		2,239.42	3,649.66	364.98	4,014.64		18402	12.2
							DIESEL		256.42	400.45	40.05	440.50			
							TOTAL		256.42	400.45	40.05	440.50		1558	16.5
Cost Centre 7050 15405338 04052 1GMF052 2246 WHITE SUBARU OUTBACK WAGON	19/11/24	07:45:16	BIBRA LAKE	WA	7451	060686	YEAR TO DATE		2,239.42	3,649.66	364.98	4,014.64		18402	12.2
							U/LT DSL	169.90 P	50.03	77.27	7.73	85.00	94967	550	9.1

BP Australia Pty Ltd
A.B.N. 53 004 085 616
GPO Box 1621
MELBOURNE VIC 3001

BP Plus
Fleet Control Report

Account Enquiries: BP Accounts Receivable Telephone: 1800 225 527



CITY OF COCKBURN
Accounts Payable (Invoice Only) PO
067775
PO Box 1215
BIBRA LAKE DC PRIVATE BOXES WA
6965

CITY OF COCKBURN

Account Number: 0050188034
Period Starting: 01/11/2024

Customer Number: 0115405338
Period Ending: 30/11/2024

Page: 4 of 38
Date: 30/11/2024

Card Number Vehicle/Driver	Date	Time	Purchase Location	Site No.	Receipt Number	Customer Reference	Product/Service					Odo meter (km)	KM Span	Litres/ 100km	Cents /km
							Description	CPL Price	Litres	Total Exc GST (\$)	GST (\$)	Total Inc GST (\$)			
Cost Centre 7050 15405338 04177 1HRY951 2257 WHITE FORD RANGER UTE	14/11/24	13:07:33	SPEARWOOD	WA	6443	020810	DIESEL		50.03	77.27	7.73	85.00			
							TOTAL		50.03	77.27	7.73	85.00		550	9.1
							YEAR TO DATE		600.31	994.70	99.48	1,094.18		4418	13.6
							DIESEL		50.03	77.27	7.73	85.00			
							TOTAL		50.03	77.27	7.73	85.00		550	9.1
							YEAR TO DATE		600.31	994.70	99.48	1,094.18		4418	13.6
							ULT DSL	174.19	76.40	120.98	12.10	133.08	585845		
							DIESEL		76.40	120.98	12.10	133.08			
							TOTAL		76.40	120.98	12.10	133.08		16514	9.4
							YEAR TO DATE		1,545.61	2,620.07	262.02	2,882.09			17.5
Cost Centre 7050 15405338 04482 1ICB465 2297 FORD RANGER WHITE	27/11/24	11:38:39	BIBRA LAKE	WA	7451	061326	DIESEL		76.40	120.98	12.10	133.08			
							TOTAL		76.40	120.98	12.10	133.08			
							YEAR TO DATE		1,545.61	2,620.07	262.02	2,882.09		16514	9.4
							ULSD G10	168.90 P	70.94	108.93	10.89	119.82	9073		
							DIESEL		70.94	108.93	10.89	119.82			
							TOTAL		70.94	108.93	10.89	119.82			
							YEAR TO DATE		949.39	1,545.58	154.58	1,700.16		6109	15.5
							DIESEL		70.94	108.93	10.89	119.82			
							TOTAL		70.94	108.93	10.89	119.82			
							YEAR TO DATE		949.39	1,545.58	154.58	1,700.16		6109	15.5
Cost Centre 7050 15405338 04169 1HRY950 2308 WHITE FORD RANGER UTE	12/11/24 21/11/24	14:36:57 11:31:51	BIBRA LAKE BIBRA LAKE	WA WA	7451 7451	015570 060873	ULT DSL	169.90 P	50.91	78.64	7.86	86.50	42246	646	7.9
							ULT DSL	170.90 P	60.18	93.50	9.35	102.85	43060	814	7.4

BP Australia Pty Ltd
A.B.N. 53 004 085 616
GPO Box 1621
MELBOURNE VIC 3001

BP Plus
Fleet Control Report

Account Enquiries: BP Accounts Receivable Telephone: 1800 225 527



CITY OF COCKBURN
Accounts Payable (Invoice Only) PO
067775
PO Box 1215
BIBRA LAKE DC PRIVATE BOXES WA
6965

CITY OF COCKBURN

Account Number: 0050188034 Customer Number: 0115405338
Period Starting: 01/11/2024 Period Ending: 30/11/2024

Page: 5 of 38
Date: 30/11/2024

Card Number Vehicle/Driver	Date	Time	Purchase Location	Site No.	Receipt Number	Customer Reference	Product/Service					Odo meter (km)	KM Span	Litres/ 100km	Cents /km
							Description	CPL Price	Litres	Total Exc GST (\$)	GST (\$)	Total Inc GST (\$)			
Cost Centre 7050 15405338 03831 1HFX380 2317 SILVER NISSAN XTRAIL WAGON	04/11/24 17/11/24 24/11/24 29/11/24	18:11:20 18:23:58 20:14:49 22:12:38	BIBRA LAKE CARLISLE SCARBOROUGH CARLISLE	WA WA WA WA	7451 6218 6203 6218	059634 015794 000801 002310	DIESEL		111.09	172.14	17.21	189.35			
							TOTAL		111.09	172.14	17.21	189.35		1460	7.6
							YEAR TO DATE		1,747.07	2,888.85	288.88	3,177.73		19618	8.9
							DIESEL		111.09	172.14	17.21	189.35			
							TOTAL		111.09	172.14	17.21	189.35		1460	7.6
							YEAR TO DATE		1,747.07	2,888.85	288.88	3,177.73		19618	8.9
							ULP UNM	157.70 P	56.92	81.60	8.16	89.76	65301	721	5.9
							ULP UNM	160.70 P	42.34	61.85	6.19	68.04	66022	512	9.7
							ULP UNM	157.70 P	49.43	70.86	7.09	77.95	66534	578	15.2
							ULP UNM	163.89	56.60	84.33	8.43	92.76	67112		16.0
Cost Centre 7050 15405338 04219 1HSW321 2329 WHITE FORD RANGER UTE	14/11/24	17:27:58	SPEARWOOD	WA	6443	020824	M/S		205.29	298.64	29.87	328.51			
							TOTAL		205.29	298.64	29.87	328.51		1811	11.3
							YEAR TO DATE		1,921.13	2,981.58	298.17	3,279.75		17787	10.8
							M/S		205.29	298.64	29.87	328.51			
							TOTAL		205.29	298.64	29.87	328.51		1811	11.3
							YEAR TO DATE		1,921.13	2,981.58	298.17	3,279.75		17787	10.8
							ULT DSL	174.19	64.19	101.65	10.16	111.81	13725	1378	4.7
							DIESEL		64.19	101.65	10.16	111.81			
							TOTAL		64.19	101.65	10.16	111.81		1378	4.7
							YEAR TO DATE		767.00	1,270.11	127.00	1,397.11		5076	15.1
Cost Centre 7050 15405338 03963 1HLQ161 2336 WHITE FORD RANGER UTILITY	06/11/24 27/11/24	13:52:17 11:40:02	BIBRA LAKE BIBRA LAKE	WA WA	7451 7451	059793 061327	DIESEL		64.19	101.65	10.16	111.81			
							TOTAL		64.19	101.65	10.16	111.81		1378	4.7
							YEAR TO DATE		767.00	1,270.11	127.00	1,397.11		5076	15.1
							ULSD G10	165.90 P	43.30	65.30	6.53	71.83	38170	421	10.3
							ULT DSL	171.90 P	40.48	63.26	6.33	69.59	38578	408	9.9

BP Australia Pty Ltd
A.B.N. 53 004 085 616
GPO Box 1621
MELBOURNE VIC 3001

BP Plus
Fleet Control Report

Account Enquiries: BP Accounts Receivable Telephone: 1800 225 527



CITY OF COCKBURN
Accounts Payable (Invoice Only) PO
067775
PO Box 1215
BIBRA LAKE DC PRIVATE BOXES WA
6965

CITY OF COCKBURN

Account Number: 0050188034

Customer Number: 0115405338

Page: 6 of 38

Period Starting: 01/11/2024

Period Ending: 30/11/2024

Date: 30/11/2024

Card Number Vehicle/Driver	Date	Time	Purchase Location	Site No.	Receipt Number	Customer Reference	Product/Service					Odo meter (km)	KM Span	Litres/100km	Cents /km
							Description	CPL Price	Litres	Total Exc GST (\$)	GST (\$)	Total Inc GST (\$)			
Cost Centre 7050 15405338 03948 1HJO790 2346 WHITE FORD RANGER UTILITY	02/11/24 25/11/24	11:31:45 07:54:49	BIBRA LAKE BIBRA LAKE	WA WA	7451 7451	059530 061095	DIESEL		83.78	128.56	12.86	141.42			
							TOTAL		83.78	128.56	12.86	141.42		829	10.1
							YEAR TO DATE		785.36	1,307.09	130.71	1,437.80		7611	10.3
							DIESEL		83.78	128.56	12.86	141.42			
							TOTAL		83.78	128.56	12.86	141.42		829	10.1
							YEAR TO DATE		785.36	1,307.09	130.71	1,437.80		7611	10.3
							ULT DSL	168.90 P	71.85	110.32	11.03	121.35	44230		
							ULT DSL	171.90 P	66.61	104.09	10.41	114.50	45787	1557	4.3
							DIESEL		138.46	214.41	21.44	235.85			
							TOTAL		138.46	214.41	21.44	235.85		1557	8.9
Cost Centre 7050 15405338 03526 1GYO863 2355 WHITE FORD RANGER UTILITY	05/11/24 19/11/24	16:42:30 16:43:23	BIBRA LAKE MANNING	WA WA	7451 6227	059717 912440	YEAR TO DATE		1,274.15	2,098.31	209.81	2,308.12		8473	15.0
							DIESEL		138.46	214.41	21.44	235.85			
							TOTAL		138.46	214.41	21.44	235.85		1557	8.9
							YEAR TO DATE		1,274.15	2,098.31	209.81	2,308.12		8473	15.0
							ULT DSL	168.90 P	51.83	79.58	7.96	87.54	57255	474	10.9
							ULT DSL	168.90 P	61.24	94.03	9.40	103.43	57840	585	10.5
							DIESEL		113.07	173.61	17.36	190.97			
							TOTAL		113.07	173.61	17.36	190.97		1059	10.7
							YEAR TO DATE		1,108.74	1,827.68	182.76	2,010.44		7668	14.5
							DIESEL		113.07	173.61	17.36	190.97			
Cost Centre 7050 15405338 03161 1GTI472 2376 WHITE MITSUBISHI TRITON UTE	25/11/24	08:55:18	BIBRA LAKE	WA	7451	061103	YEAR TO DATE		1,108.74	1,827.68	182.76	2,010.44		7668	14.5
							ULTSD G10	168.90 P	57.13	87.72	8.77	96.49	51132	540	10.6
															17.9

BP Australia Pty Ltd
A.B.N. 53 004 085 616
GPO Box 1621
MELBOURNE VIC 3001

BP Plus
Fleet Control Report

Account Enquiries: BP Accounts Receivable Telephone: 1800 225 527



CITY OF COCKBURN
Accounts Payable (Invoice Only) PO
067775
PO Box 1215
BIBRA LAKE DC PRIVATE BOXES WA
6965

CITY OF COCKBURN

Account Number: 0050188034 Customer Number: 0115405338
Period Starting: 01/11/2024 Period Ending: 30/11/2024

Page: 7 of 38
Date: 30/11/2024

Card Number Vehicle/Driver	Date	Time	Purchase Location	Site No.	Receipt Number	Customer Reference	Product/Service					Odo meter (km)	KM Span	Litres/100km	Cents /km
							Description	CPL Price	Litres	Total Exc GST (\$)	GST (\$)	Total Inc GST (\$)			
Cost Centre 7050 15405338 04276 HUL718 2388 WHITE FORD RANGER UTE	06/11/24 17/11/24 27/11/24	11:42:07 21:11:30 10:24:48	BIBRA LAKE NORTH PERTH BIBRA LAKE	WA WA WA	7451 6426 7451	059775 008465 015986	DIESEL		57.13	87.72	8.77	96.49			
							TOTAL		57.13	87.72	8.77	96.49		540	10.6
							YEAR TO DATE		597.25	993.63	99.36	1,092.99		2693	22.2
							DIESEL		57.13	87.72	8.77	96.49			
							TOTAL		57.13	87.72	8.77	96.49		540	10.6
							YEAR TO DATE		597.25	993.63	99.36	1,092.99		2693	22.2
							ULT DSL	168.90 P	56.85	87.29	8.73	96.02	26827	1195	4.8
							ULT DSL	168.90 P	64.81	99.51	9.95	109.46	27505	678	9.6
							ULT DSL	171.90 P	63.54	99.30	9.93	109.23	28157	652	9.7
							DIESEL		185.20	286.10	28.61	314.71			
							TOTAL		185.20	286.10	28.61	314.71		2525	7.3
Cost Centre 7050 15405338 04490 11CH248 2398 FORD RANGER WHITE	31/10/24 11/11/24 20/11/24	12:16:17 09:49:48 11:53:51	BIBRA LAKE BIBRA LAKE BIBRA LAKE	WA WA WA	7451 7451 7451	059371 015514 060773	YEAR TO DATE		1,160.04	1,936.77	193.70	2,130.47		13092	8.9
							DIESEL		185.20	286.10	28.61	314.71			
							TOTAL		185.20	286.10	28.61	314.71		2525	7.3
							YEAR TO DATE		1,160.04	1,936.77	193.70	2,130.47		13092	8.9
							ULT DSL	168.90 P	69.70	107.02	10.70	117.72	19827	794	8.8
							ULT DSL	169.90 P	63.55	98.15	9.82	107.97	20517	690	9.2
							ULT DSL	170.90 P	57.90	89.95	9.00	98.95	21137	620	9.3
							DIESEL		191.15	295.12	29.52	324.64			
							TOTAL		191.15	295.12	29.52	324.64		2104	9.1
							YEAR TO DATE		1,874.55	3,098.79	309.88	3,408.67		18877	9.9
Cost Centre 7050 15405338 04359 1GYZ376 2407 WHITE MITSUBISHI TRITON UTE	05/11/24 27/11/24	16:44:00 08:53:55	COCKBURN CENTRAL NAVAL BASE	WA WA	7395 7770	065290 031498	YEAR TO DATE		1,874.55	3,098.79	309.88	3,408.67		18877	9.9
							DIESEL		191.15	295.12	29.52	324.64			
							TOTAL		191.15	295.12	29.52	324.64		2104	9.1
							YEAR TO DATE		1,874.55	3,098.79	309.88	3,408.67		18877	9.9
							ULT DSL	172.65	57.83	90.76	9.08	99.84	79766	381	15.2
							ULT DSL	166.90 P	56.83	86.23	8.62	94.85	82106	2340	2.4

BP Australia Pty Ltd
A.B.N. 53 004 085 616
GPO Box 1621
MELBOURNE VIC 3001

BP Plus
Fleet Control Report

Account Enquiries: BP Accounts Receivable Telephone: 1800 225 527



CITY OF COCKBURN
Accounts Payable (Invoice Only) PO
067775
PO Box 1215
BIBRA LAKE DC PRIVATE BOXES WA
6965

CITY OF COCKBURN

Account Number: 0050188034

Customer Number: 0115405338

Page: 8 of 38

Period Starting: 01/11/2024

Period Ending: 30/11/2024

Date: 30/11/2024

Card Number Vehicle/Driver	Date	Time	Purchase Location	Site No.	Receipt Number	Customer Reference	Product/Service					Odo meter (km)	KM Span	Litres/100km	Cents /km
							Description	CPL Price	Litres	Total Exc GST (\$)	GST (\$)	Total Inc GST (\$)			
Cost Centre 7050 15405338 03781 1HEJ625 2418 WHITE FORD RANGER UTILITY	03/11/24 12/11/24 16/11/24	10:08:51 12:45:04 13:47:52	COCKBURN CENTRAL BIBRA LAKE BIBRA LAKE	WA WA WA	7395 7451 7451	065131 060186 060526	DIESEL		114.66	176.99	17.70	194.69			
							TOTAL		114.66	176.99	17.70	194.69		2721	4.2
							YEAR TO DATE		1,737.37	2,892.78	289.30	3,182.08		13437	12.9
							DIESEL		114.66	176.99	17.70	194.69			
							TOTAL		114.66	176.99	17.70	194.69		2721	4.2
							YEAR TO DATE		1,737.37	2,892.78	289.30	3,182.08		13437	12.9
							ULT DSL	170.74	61.43	95.35	9.53	104.88	118750	755	8.1
							ULT DSL	169.90	73.30	113.22	11.32	124.54	119653	903	8.1
							ULT DSL	169.90	44.55	68.81	6.88	75.69	120193	540	8.2
							DIESEL		179.28	277.38	27.73	305.11			
Cost Centre 7050 15405338 03898 1HIN859 2438 WHITE FORD RANGER UTILITY	07/11/24 20/11/24 27/11/24	12:47:18 14:09:52 06:32:23	BIBRA LAKE SPEARWOOD SPEARWOOD	WA WA WA	7451 6443 6443	015447 020999 021220	TOTAL		179.28	277.38	27.73	305.11		2198	8.2
							YEAR TO DATE		2,074.85	3,432.80	343.25	3,776.05		22444	9.2
							DIESEL		179.28	277.38	27.73	305.11			
							TOTAL		179.28	277.38	27.73	305.11		2198	8.2
							YEAR TO DATE		2,074.85	3,432.80	343.25	3,776.05		22444	9.2
							ULT DSL	169.90	54.88	84.76	8.48	93.24	76555	528	10.4
							ULT DSL	173.31	63.86	100.62	10.06	110.68	77108	553	11.5
							ULT DSL	173.12	60.54	95.28	9.53	104.81	77828	720	8.4
							DIESEL		179.28	280.66	28.07	308.73			
							TOTAL		179.28	280.66	28.07	308.73		1801	10.0
Cost Centre 7050 15405338 03120 1GTE408 2467 WHITE FORD RANGER UTE	31/10/24 18/11/24	11:08:42 15:23:46	BIBRA LAKE BIBRA LAKE	WA WA	7451 7451	059368 060638	YEAR TO DATE		1,819.13	3,002.60	300.27	3,302.87		17505	10.4
							DIESEL		179.28	280.66	28.07	308.73			
							TOTAL		179.28	280.66	28.07	308.73		1801	10.0
							YEAR TO DATE		1,819.13	3,002.60	300.27	3,302.87		17505	10.4
							ULT DSL	168.90	67.65	103.87	10.39	114.26	67963	564	12.0
							ULSD G10	166.90	63.83	96.85	9.68	106.53	68491	528	12.1

BP Australia Pty Ltd
A.B.N. 53 004 085 616
GPO Box 1621
MELBOURNE VIC 3001

BP Plus
Fleet Control Report

Account Enquiries: BP Accounts Receivable Telephone: 1800 225 527



CITY OF COCKBURN
Accounts Payable (Invoice Only) PO
067775
PO Box 1215
BIBRA LAKE DC PRIVATE BOXES WA
6965

Account Number: 0050188034 Customer Number: 0115405338
Period Starting: 01/11/2024 Period Ending: 30/11/2024

Page: 9 of 38
Date: 30/11/2024

Card Number Vehicle/Driver	Date	Time	Purchase Location	Site No.	Receipt Number	Customer Reference	Product/Service					Odo meter (km)	KM Span	Litres/ 100km	Cents /km
							Description	CPL Price	Litres	Total Exc GST (\$)	GST (\$)	Total Inc GST (\$)			
Cost Centre 7050 15405338 03971 1HMI124 2497 WHITE FORD RANGER UTE	31/10/24 15/11/24	12:34:46 13:56:42	BIBRA LAKE BIBRA LAKE	WA WA	7451 7451	015242 060474	DIESEL		131.48	200.72	20.07	220.79			
							TOTAL		131.48	200.72	20.07	220.79		1092	12.0
							YEAR TO DATE		1,299.57	2,167.81	216.79	2,384.60		11436	11.4
							DIESEL		131.48	200.72	20.07	220.79			
							TOTAL		131.48	200.72	20.07	220.79		1092	12.0
							YEAR TO DATE		1,299.57	2,167.81	216.79	2,384.60		11436	11.4
							ULT DSL	168.90 P	64.86	99.59	9.96	109.55	46230	712	9.1
							ULSD G10	166.90 P	63.95	97.03	9.70	106.73	47000	770	8.3
							DIESEL		128.81	196.62	19.66	216.28			
							TOTAL		128.81	196.62	19.66	216.28		1482	8.7
Cost Centre 7050 15405338 02494 1GGH334 2507 WHITE MAZDA 6 SEDAN	04/11/24 08/11/24 15/11/24 21/11/24 28/11/24	07:54:21 07:40:30 07:29:56 08:01:31 08:08:30	SINGLETON SINGLETON SINGLETON SINGLETON SINGLETON	WA WA WA WA WA	1151 1151 1151 1151 1151	004809 000489 005089 004436 004609	DIESEL		128.81	196.62	19.66	216.28			
							TOTAL		128.81	196.62	19.66	216.28		1482	8.7
							YEAR TO DATE		1,562.24	2,578.57	257.86	2,836.43		9846	15.9
							U/LP UNM	163.62	31.94	47.51	4.75	52.26	130076	501	6.4
							U/LP UNM	163.62	34.93	51.95	5.20	57.15	130595	519	6.7
							U/LP UNM	163.70 P	31.50	46.88	4.69	51.57	131068	473	6.7
							U/LP UNM	164.05	38.88	57.98	5.80	63.78	131634	566	6.9
							U/LP UNM	163.89	37.59	56.01	5.60	61.61	132206	572	6.6
							M/S		174.84	260.33	26.04	286.37			
							TOTAL		174.84	260.33	26.04	286.37		2631	6.6
Cost Centre 7050 15405338 03708 1HCC815 2515 WHITE FORD RANGER UTILITY	18/11/24 25/11/24 29/11/24	13:43:43 23:29:57 17:51:45	PIARA WATERS SUCCESS SUCCESS	WA WA WA	1110 5992 5992	020031 038151 038332	YEAR TO DATE		1,177.91	1,823.86	182.37	2,006.23		12347	9.5
							M/S		174.84	260.33	26.04	286.37			
							TOTAL		174.84	260.33	26.04	286.37		2631	6.6
							ULT DSL	172.90 P	24.69	38.81	3.88	42.69	23849	187	13.2
							ULT DSL	173.12	20.85	32.82	3.28	36.10	23978	129	16.2
							ULT DSL	173.12	21.17	33.32	3.33	36.65	24120	142	14.9
							U/LP UNM	163.62	34.93	51.95	5.20	57.15	130595	519	6.7
							U/LP UNM	163.70 P	31.50	46.88	4.69	51.57	131068	473	6.7
							U/LP UNM	164.05	38.88	57.98	5.80	63.78	131634	566	6.9
							U/LP UNM	163.89	37.59	56.01	5.60	61.61	132206	572	6.6

BP Australia Pty Ltd
A.B.N. 53 004 085 616
GPO Box 1621
MELBOURNE VIC 3001

BP Plus
Fleet Control Report

Account Enquiries: BP Accounts Receivable Telephone: 1800 225 527



CITY OF COCKBURN
Accounts Payable (Invoice Only) PO
067775
PO Box 1215
BIBRA LAKE DC PRIVATE BOXES WA
6965

CITY OF COCKBURN

Account Number: 0050188034 Customer Number: 0115405338
Period Starting: 01/11/2024 Period Ending: 30/11/2024

Page: 10 of 38
Date: 30/11/2024

Card Number Vehicle/Driver	Date	Time	Purchase Location	Site No.	Receipt Number	Customer Reference	Product/Service					Odo meter (km)	KM Span	Litres/100km	Cents /km
							Description	CPL Price	Litres	Total Exc GST (\$)	GST (\$)	Total Inc GST (\$)			
Cost Centre 7050 15405338 03849 1HHB989 2537 WHITE FORD RANGER UTILITY	31/10/24 15/11/24 28/11/24	14:18:48 14:26:09 12:39:08	PIARA WATERS HUNTINGDALE BIBRA LAKE	WA WA WA	1110 6117 7451	019234 005654 061461	DIESEL		66.71	104.95	10.49	115.44			
							TOTAL		66.71	104.95	10.49	115.44		458	14.6
							YEAR TO DATE		729.01	1,204.63	120.48	1,325.11		3699	19.7
							DIESEL		66.71	104.95	10.49	115.44			
							TOTAL		66.71	104.95	10.49	115.44		458	14.6
							YEAR TO DATE		729.01	1,204.63	120.48	1,325.11		3699	19.7
							ULT DSL	170.74	67.43	104.66	10.47	115.13	66619	689	9.8
							ULT DSL	168.90	68.90	105.79	10.58	116.37	67325	706	9.8
							ULT DSL	171.90	66.89	104.53	10.45	114.98	68420	1095	6.1
							DIESEL		203.22	314.98	31.50	346.48			
							TOTAL		203.22	314.98	31.50	346.48		2490	8.2
Cost Centre 7050 90000765 36639 1UD383 2556 WHITE FORD RANGER	13/11/24 28/11/24	08:07:06 09:18:50	FREMANTLE FREMANTLE	WA WA	6220 6220	056776 057552	YEAR TO DATE		1,100.65	1,811.66	181.17	1,992.83		11236	9.8
							DIESEL		203.22	314.98	31.50	346.48			
							TOTAL		203.22	314.98	31.50	346.48		2490	8.2
							YEAR TO DATE		1,100.65	1,811.66	181.17	1,992.83		11236	9.8
							ULT DSL	172.90	79.79	125.42	12.54	137.96	3720	1218	6.6
							ULT DSL	173.12	79.08	124.46	12.45	136.91	5130	1410	5.6
							DIESEL		158.87	249.88	24.99	274.87			
							TOTAL		158.87	249.88	24.99	274.87		2628	6.0
							YEAR TO DATE		319.82	496.28	49.63	545.91		4230	7.6
							DIESEL		158.87	249.88	24.99	274.87			
							TOTAL		158.87	249.88	24.99	274.87		2628	6.0
Cost Centre 7050 15405338 03591 1GXV149 2565 WHITE FORD RANGER UTILITY	05/11/24 14/11/24 25/11/24	12:44:15 08:09:19 09:05:39	BIBRA LAKE BIBRA LAKE COCKBURN CENTRAL	WA WA WA	7451 7451 7395	059688 015636 066530	YEAR TO DATE		319.82	496.28	49.63	545.91		4230	7.6
							ULT DSL	168.90	71.20	109.33	10.93	120.26	1465		
							ULT DSL	169.90	67.37	104.05	10.41	114.46	101384		
							ULT DSL	174.90	68.92	109.58	10.96	120.54	102200	816	8.4
							DIESEL								
							TOTAL								
							YEAR TO DATE								
							DIESEL								
							TOTAL								
							YEAR TO DATE								

BP Australia Pty Ltd
A.B.N. 53 004 085 616
GPO Box 1621
MELBOURNE VIC 3001

BP Plus
Fleet Control Report

Account Enquiries: BP Accounts Receivable Telephone: 1800 225 527



CITY OF COCKBURN
Accounts Payable (Invoice Only) PO
067775
PO Box 1215
BIBRA LAKE DC PRIVATE BOXES WA
6965

CITY OF COCKBURN

Account Number: 0050188034 Customer Number: 0115405338 Page: 11 of 38
Period Starting: 01/11/2024 Period Ending: 30/11/2024 Date: 30/11/2024

Card Number Vehicle/Driver	Date	Time	Purchase Location	Site No.	Receipt Number	Customer Reference	Product/Service					Odo meter (km)	KM Span	Litres/ 100km	Cents /km
							Description	CPL Price	Litres	Total Exc GST (\$)	GST (\$)	Total Inc GST (\$)			
Cost Centre 7050 15405338 04094 1HPP327 2575 WHITE ISUZU D-MAX UTE	03/11/24 09/11/24 12/11/24 18/11/24 26/11/24	14:43:54 12:41:02 06:26:08 15:39:53 11:47:30	BIBRA LAKE BIBRA LAKE COCKBURN CENTRAL BIBRA LAKE BIBRA LAKE	WA WA WA WA WA	7451 7451 7395 7451 7451	059554 060023 065682 060641 061227	DIESEL		207.49	322.96	32.30	355.26			
							TOTAL		207.49	322.96	32.30	355.26		816	25.4
							YEAR TO DATE		2,219.10	3,663.71	366.37	4,030.08		21484	10.3
							DIESEL		207.49	322.96	32.30	355.26			
							TOTAL		207.49	322.96	32.30	355.26		816	25.4
							YEAR TO DATE		2,219.10	3,663.71	366.37	4,030.08		21484	10.3
							ULT DSL	168.90 P	56.95	87.45	8.74	96.19	48183	368	15.5
							ULSD G10	166.90 P	31.31	47.51	4.75	52.26	48773	590	5.3
							ULT DSL	172.90 P	56.95	89.52	8.95	98.47	48982	209	27.2
							ULT DSL	169.90 P	55.83	86.24	8.62	94.86	49471	489	11.4
Cost Centre 7050 15405338 02908 1GNM104 2596 WHITE MITSUBISHI TRITON UTE	01/11/24 12/11/24 15/11/24 20/11/24	08:25:16 08:32:25 09:24:31 09:06:45	BIBRA LAKE BIBRA LAKE BIBRA LAKE BIBRA LAKE	WA WA WA WA	7451 7451 7451 7451	059438 060163 015671 015789	ULT DSL	171.90 P	61.22	95.67	9.57	105.24	50082	611	10.0
							DIESEL		262.26	406.39	40.63	447.02			
							TOTAL		262.26	406.39	40.63	447.02		2267	11.6
							YEAR TO DATE		2,464.86	4,062.36	406.21	4,468.57		16184	15.2
							DIESEL		262.26	406.39	40.63	447.02			
							TOTAL		262.26	406.39	40.63	447.02		2267	11.6
							YEAR TO DATE		2,464.86	4,062.36	406.21	4,468.57		16184	15.2
							ULSD G10	165.90 P	63.49	95.75	9.58	105.33	73280	550	11.5
							ULSD G10	166.90 P	47.87	72.64	7.26	79.90	73701	421	11.4
							ULSD G10	166.90 P	37.27	56.55	5.65	62.20	74038	337	11.1
							ULSD G10	167.90 P	43.65	66.63	6.66	73.29	74431	393	11.1
Cost Centre 7050 90000766 04643 1HOK040 2606 WHITE FORD RANGER UTILITY	13/11/24 26/11/24	09:59:00 11:44:45	BIBRA LAKE BIBRA LAKE	WA WA	7451 7451	015597 061226	DIESEL		192.28	291.57	29.15	320.72			
							TOTAL		192.28	291.57	29.15	320.72		1701	11.3
							YEAR TO DATE		894.36	1,386.34	138.62	1,524.96		6838	13.1
							DIESEL		192.28	291.57	29.15	320.72			
							TOTAL		192.28	291.57	29.15	320.72		1701	11.3
							YEAR TO DATE		894.36	1,386.34	138.62	1,524.96		6838	13.1
							ULT DSL	169.90 P	65.81	101.65	10.16	111.81	22584	441	14.9
							ULT DSL	171.90 P	55.56	86.83	8.68	95.51	2228889		

BP Australia Pty Ltd
A.B.N. 53 004 085 616
GPO Box 1621
MELBOURNE VIC 3001

BP Plus
Fleet Control Report

Account Enquiries: BP Accounts Receivable Telephone: 1800 225 527



CITY OF COCKBURN
Accounts Payable (Invoice Only) PO
067775
PO Box 1215
BIBRA LAKE DC PRIVATE BOXES WA
6965

CITY OF COCKBURN

Account Number: 0050188034
Period Starting: 01/11/2024

Customer Number: 0115405338
Period Ending: 30/11/2024

Page: 12 of 38
Date: 30/11/2024

Card Number Vehicle/Driver	Date	Time	Purchase Location	Site No.	Receipt Number	Customer Reference	Product/Service					Odo meter (km)	KM Span	Litres/100km	Cents /km
							Description	CPL Price	Litres	Total Exc GST (\$)	GST (\$)	Total Inc GST (\$)			
Cost Centre 7050 15405338 04292 1HVF574 2618 WHITE VOLKSWAGEN CADDY VAN	25/11/24	08:27:06	SUCCESS	WA	5992	017454	DIESEL		121.37	188.48	18.84	207.32			
							TOTAL		121.37	188.48	18.84	207.32		441	27.5
							YEAR TO DATE		183.63	284.08	28.40	312.48		441	41.6
							DIESEL		121.37	188.48	18.84	207.32			
							TOTAL		121.37	188.48	18.84	207.32		441	27.5
							YEAR TO DATE		1,403.86	2,315.66	231.53	2,547.19		8159	17.2
							ULT DSL	173.12	53.37	84.00	8.40	92.40	22516	566	9.4
							DIESEL		53.37	84.00	8.40	92.40			
							TOTAL		53.37	84.00	8.40	92.40		566	9.4
							YEAR TO DATE		746.87	1,241.05	124.11	1,365.16		11427	6.5
Cost Centre 7050 15405338 04417 1GRB219 2626 WHITE MITSUBISHI TRITON UTE	06/11/24 19/11/24	06:35:06 06:21:25	BIBRA LAKE BIBRA LAKE	WA WA	7451 7451	015380 060672	DIESEL		53.37	84.00	8.40	92.40			
							TOTAL		53.37	84.00	8.40	92.40		566	9.4
							YEAR TO DATE		746.87	1,241.05	124.11	1,365.16		11427	6.5
							DIESEL		53.37	84.00	8.40	92.40			
							TOTAL		53.37	84.00	8.40	92.40		566	9.4
							YEAR TO DATE		746.87	1,241.05	124.11	1,365.16		11427	6.5
							ULSD G10	165.90 P	51.61	77.84	7.78	85.62	46300	300	17.2
							ULT DSL	169.90 P	50.31	77.71	7.77	85.48	46651	351	14.3
							DIESEL		101.92	155.55	15.55	171.10			
							TOTAL		101.92	155.55	15.55	171.10		651	15.7
Cost Centre 7050 15405338 04029 1HQA671 2646 WHITE MITSUBISHI TRITON	08/11/24 15/11/24	15:52:50 12:00:11	PARMELIA SUCCESS	WA WA	6178 5992	022026 017143	YEAR TO DATE		1,060.58	1,755.56	175.55	1,931.11		6651	15.9
							DIESEL		101.92	155.55	15.55	171.10			
							TOTAL		101.92	155.55	15.55	171.10		651	15.7
							YEAR TO DATE		1,060.58	1,755.56	175.55	1,931.11		6651	15.9
							ULT DSL	170.65	64.09	99.43	9.94	109.37	48888	708	9.1
							ULT DSL	174.19	63.09	99.91	9.99	109.90	49576	688	9.2

BP Australia Pty Ltd
A.B.N. 53 004 085 616
GPO Box 1621
MELBOURNE VIC 3001

BP Plus
Fleet Control Report

Account Enquiries: BP Accounts Receivable Telephone: 1800 225 527



CITY OF COCKBURN
Accounts Payable (Invoice Only) PO
067775
PO Box 1215
BIBRA LAKE DC PRIVATE BOXES WA
6965

CITY OF COCKBURN

Account Number: 0050188034
Period Starting: 01/11/2024

Customer Number: 0115405338
Period Ending: 30/11/2024

Page: 13 of 38
Date: 30/11/2024

Card Number Vehicle/Driver	Date	Time	Purchase Location	Site No.	Receipt Number	Customer Reference	Product/Service					Odo meter (km)	KM Span	Litres/100km	Cents /km
							Description	CPL Price	Litres	Total Exc GST (\$)	GST (\$)	Total Inc GST (\$)			
Cost Centre 7050 15405338 04037 1H0Q717 2656 FORD RANGER XL SC	06/11/24 14/11/24 21/11/24	14:29:23 10:28:20 13:35:03	COCKBURN CENTRAL COCKBURN CENTRAL COCKBURN CENTRAL	WA WA WA	7395 7395 7395	065364 065853 006386	DIESEL		127.18	199.34	19.93	219.27			
							TOTAL		127.18	199.34	19.93	219.27		1396	9.1
							YEAR TO DATE		1,488.48	2,435.66	243.57	2,679.23		15973	9.3
							DIESEL		127.18	199.34	19.93	219.27			
							TOTAL		127.18	199.34	19.93	219.27		1396	9.1
							YEAR TO DATE		1,488.48	2,435.66	243.57	2,679.23		15973	9.3
							ULT DSL	172.65	76.28	119.73	11.97	131.70	49240	614	12.4
							ULT DSL	172.90 P	75.63	118.87	11.89	130.76	49843	603	12.5
							ULT DSL	174.90 P	73.69	117.16	11.72	128.88	50422	579	12.7
							DIESEL		225.60	355.76	35.58	391.34			
							TOTAL		225.60	355.76	35.58	391.34		1796	12.6
Cost Centre 7050 15405338 03914 1HIN742 2667 WHITE MITSUBISHI TRITON UTE	04/11/24 11/11/24 15/11/24 28/11/24	06:20:02 06:22:44 13:41:41 10:29:48	SPEARWOOD SPEARWOOD SPEARWOOD BIBRA LAKE	WA WA WA WA	6443 6443 6443 7451	020434 020665 020848 016007	YEAR TO DATE		2,228.11	3,690.99	369.11	4,060.10		16393	13.6
							DIESEL		225.60	355.76	35.58	391.34			
							TOTAL		225.60	355.76	35.58	391.34		1796	12.6
							YEAR TO DATE		2,228.11	3,690.99	369.11	4,060.10		16393	13.6
							ULT DSL	170.65	61.66	95.65	9.57	105.22	65045	506	12.2
							ULT DSL	172.90 P	59.40	93.36	9.34	102.70	65525	480	12.4
							ULT DSL	174.19	56.89	90.09	9.01	99.10	65974	449	12.7
							ULT DSL	171.90 P	59.25	92.59	9.26	101.85	777		22.1
							DIESEL		237.20	371.69	37.18	408.87			
							TOTAL		237.20	371.69	37.18	408.87		1435	16.5
Cost Centre 7050 15405338 03823 1HGH898 2677 WHITE MITSUBISHI TRITON UTE	04/11/24 27/11/24	07:15:16 14:33:28	COCKBURN CENTRAL COCKBURN CENTRAL	WA WA	7395 7395	065180 066726	YEAR TO DATE		2,087.39	3,467.03	346.71	3,813.74		14691	14.2
							DIESEL		237.20	371.69	37.18	408.87			
							TOTAL		237.20	371.69	37.18	408.87		1435	16.5
							YEAR TO DATE		2,087.39	3,467.03	346.71	3,813.74		14691	14.2
							ULT DSL	172.65	53.35	83.74	8.37	92.11	70392		
							ULT DSL	175.12	55.74	88.74	8.87	97.61	70810	418	13.3

BP Australia Pty Ltd
A.B.N. 53 004 085 616
GPO Box 1621
MELBOURNE VIC 3001

BP Plus
Fleet Control Report

Account Enquiries: BP Accounts Receivable Telephone: 1800 225 527



CITY OF COCKBURN
Accounts Payable (Invoice Only) PO
067775
PO Box 1215
BIBRA LAKE DC PRIVATE BOXES WA
6965

CITY OF COCKBURN

Account Number: 0050188034
Period Starting: 01/11/2024

Customer Number: 0115405338
Period Ending: 30/11/2024

Page: 14 of 38
Date: 30/11/2024

Card Number Vehicle/Driver	Date	Time	Purchase Location	Site No.	Receipt Number	Customer Reference	Product/Service					Odo meter (km)	KM Span	Litres/100km	Cents /km
							Description	CPL Price	Litres	Total Exc GST (\$)	GST (\$)	Total Inc GST (\$)			
Cost Centre 7050 15405338 04599 11GB442 2698 WHITE ISUZU D-MAX	01/11/24 14/11/24 20/11/24 24/11/24	10:23:16 10:27:15 13:17:43 15:48:50	SUCCESS SUCCESS BIBRA LAKE BIBRA LAKE	WA WA WA WA	5992 5992 7451 7451	016645 017099 060788 061065	DIESEL		109.09	172.48	17.24	189.72			
							TOTAL		109.09	172.48	17.24	189.72		418	26.1
							YEAR TO DATE		2,083.55	3,489.61	348.95	3,838.56		14146	14.7
							DIESEL		109.09	172.48	17.24	189.72			
							TOTAL		109.09	172.48	17.24	189.72		418	26.1
							YEAR TO DATE		2,083.55	3,489.61	348.95	3,838.56		14146	14.7
							ULT DSL	168.74	64.81	99.42	9.94	109.36	3206	573	11.3
							ULT DSL	174.19	66.70	105.63	10.56	116.19	3757	551	12.1
							ULT DSL	170.90 P	63.60	98.81	9.88	108.69	4360	603	10.5
							ULT DSL	170.90 P	47.45	73.72	7.37	81.09	4781	421	11.3
Cost Centre 7050 15405338 04425 1HJA763 2706 WHITE FORD RANGER UTILITY	11/11/24 21/11/24	07:24:53 07:30:28	BIBRA LAKE BIBRA LAKE	WA WA	7451 7451	060078 060849	DIESEL		242.56	377.58	37.75	415.33			
							TOTAL		242.56	377.58	37.75	415.33		2148	11.3
							YEAR TO DATE		542.44	838.25	83.81	922.06		4759	11.4
							DIESEL		242.56	377.58	37.75	415.33			
							TOTAL		242.56	377.58	37.75	415.33		2148	11.3
							YEAR TO DATE		542.44	838.25	83.81	922.06		4759	11.4
							ULT DSL	169.90 P	58.70	90.66	9.07	99.73	64482	465	12.6
							ULSD G10	167.90 P	59.40	90.66	9.07	99.73	65014	532	11.2
							DIESEL		118.10	181.32	18.14	199.46			
							TOTAL		118.10	181.32	18.14	199.46		997	11.8
Cost Centre 7050 15405338 01249 1DOX686 2712 WHITE TOYOTA LANDCRUISER	26/11/24	10:48:35	COCKBURN CENTRAL	WA	7395	066610	YEAR TO DATE		2,026.47	3,324.17	332.43	3,656.60		16903	12.0
							DIESEL		118.10	181.32	18.14	199.46			
							TOTAL		118.10	181.32	18.14	199.46		997	11.8
							YEAR TO DATE		2,026.47	3,324.17	332.43	3,656.60		16903	12.0
							ULT DSL	174.90 P	120.95	192.31	19.23	211.54	29607		

BP Australia Pty Ltd
A.B.N. 53 004 085 616
GPO Box 1621
MELBOURNE VIC 3001

BP Plus
Fleet Control Report

Account Enquiries: BP Accounts Receivable Telephone: 1800 225 527



CITY OF COCKBURN
Accounts Payable (Invoice Only) PO
067775
PO Box 1215
BIBRA LAKE DC PRIVATE BOXES WA
6965

Account Number: 0050188034 Customer Number: 0115405338
Period Starting: 01/11/2024 Period Ending: 30/11/2024

Page: 15 of 38
Date: 30/11/2024

Card Number Vehicle/Driver	Date	Time	Purchase Location	Site No.	Receipt Number	Customer Reference	Product/Service					Odo meter (km)	KM Span	Litres/ 100km	Cents /km	
							Description	CPL Price	Litres	Total Exc GST (\$)	GST (\$)					Total Inc GST (\$)
Cost Centre 7050 15405338 03336 1GVU053 2723 WHITE ISUZU FIRE TRUCK	31/10/24 11/11/24 12/11/24 13/11/24 17/11/24 17/11/24 25/11/24 26/11/24 27/11/24	18:47:25 16:00:47 14:42:23 15:00:45 13:53:09 23:38:33 19:12:46 04:19:38 00:45:33	COCKBURN CENTRAL COCKBURN CENTRAL COCKBURN CENTRAL COCKBURN CENTRAL SUCCESS SUCCESS SUCCESS SUCCESS PIARA WATERS	WA WA WA WA WA WA WA WA WA	7395 7395 7395 7395 5992 5992 5992 5992 1110	065005 065652 006100 065803 017193 037811 038138 038158 001207		DIESEL	120.95	192.31	19.23	211.54				
							TOTAL	THIS PERIOD YEAR TO DATE	120.95	192.31	19.23	211.54				
								DIESEL	120.95	192.31	19.23	211.54				
							TOTAL	THIS PERIOD YEAR TO DATE	120.95	192.31	19.23	211.54				
								ULSD G10	169.74	33.15	51.15	5.12	56.27	777		
								ULSD G10	172.90	P 41.30	64.92	6.49	71.41	36869		
								ULSD G10	172.90	P 37.63	59.15	5.91	65.06	777		
								ULSD G10	172.90	P 50.03	78.64	7.86	86.50	37367		
								ULT DSL	174.19	45.64	72.27	7.23	79.50	37415	48	95.1
								ULT DSL	174.19	35.86	56.79	5.68	62.47	777		
Cost Centre 7050 15405338 04458 1IAN072 2737 WHITE FORD RANGER	12/11/24 25/11/24	11:56:34 13:10:06	BIBRA LAKE BIBRA LAKE	WA WA	7451 7451	060178 061131		DIESEL	478.66	752.71	75.26	827.97				
							TOTAL	THIS PERIOD YEAR TO DATE	478.66	752.71	75.26	827.97		48	997.2	1724.9
								DIESEL	478.66	752.71	75.26	827.97				
							TOTAL	THIS PERIOD YEAR TO DATE	478.66	752.71	75.26	827.97		48	997.2	1724.9
								ULT DSL	169.90	P 74.00	114.30	11.43	125.73	222500		
								ULT DSL	171.90	P 55.40	86.57	8.66	95.23	25000		
								DIESEL	129.40	200.87	20.09	220.96				
							TOTAL	THIS PERIOD YEAR TO DATE	129.40	200.87	20.09	220.96				
								DIESEL	129.40	200.87	20.09	220.96		11770	16.9	30.5
							Cost Centre 7050 15405338 01454	12/11/24	14:40:46	COCKBURN CENTRAL	WA	7395	065730		DIESEL	129.40
TOTAL	THIS PERIOD YEAR TO DATE	129.40	200.87	20.09	220.96											
	ULT DSL	172.90	P 19.37	30.45	3.04	33.49								27892		
	DIESEL	129.40	200.87	20.09	220.96											
TOTAL	THIS PERIOD YEAR TO DATE	129.40	200.87	20.09	220.96											
	ULT DSL	172.90	P 19.37	30.45	3.04	33.49								27892		
	DIESEL	129.40	200.87	20.09	220.96									11770	16.9	30.5
TOTAL	THIS PERIOD YEAR TO DATE	129.40	200.87	20.09	220.96											
	ULT DSL	172.90	P 19.37	30.45	3.04	33.49								27892		
	DIESEL	129.40	200.87	20.09	220.96									11770	16.9	30.5



Page: 16 of 38
Date: 30/11/2024

Card Number Vehicle/Driver	Date	Time	Purchase Location	Site No.	Receipt Number	Customer Reference	Product/Service					Odo meter (km)	KM Span	Litres/ 100km	Cents /km		
							Description	CPL Price	Litres	Total Exc GST (\$)	GST (\$)					Total Inc GST (\$)	
1EZY791 2753 TOYOTA LANDCRUISER UTILITY	12/11/24 13/11/24	14:45:29 14:43:14	COCKBURN CENTRAL COCKBURN CENTRAL	WA WA	7395 7395	006103 065802		ULP UNM ULT DSL ULP UNM DIESEL M/S	163.70 P 172.90 P 166.93 33.07 9.39	3.76 13.70 5.63 51.99 14.15	5.60 21.54 8.55 5.19 1.41	6.16 2.15 9.40 57.18 15.56	777 29550				
Cost Centre			2753				TOTAL	THIS PERIOD YEAR TO DATE	42.46 685.65	66.14 1,153.53	6.60 115.35	72.74 1,268.88		1660	41.3	76.4	
7050 15405338 04151 1HRR422 2766 WHITE FORD RANGER UTE	12/11/24	07:40:21	BIBRA LAKE	WA	7451	060158		ULT DSL DIESEL	169.90 P 61.20	61.20 94.53	9.45 9.45	103.98 103.98	23214	732	8.4	14.2	
Cost Centre			2766				TOTAL	THIS PERIOD YEAR TO DATE	61.20 771.35	94.53 1,270.18	9.45 127.03	103.98 1,397.21		732 6030	8.4 12.8	14.2 23.2	
7050 15405338 03872 1HIN860 2797 WHITE FORD RANGER UTE	31/10/24 07/11/24 19/11/24 26/11/24	23:35:13 18:44:37 15:33:04 14:39:51	SPEARWOOD BIBRA LAKE BIBRA LAKE BIBRA LAKE	WA WA WA WA	6443 7451 7451 7451	020372 059902 060729 015952		ULT DSL ULT DSL ULT DSL ULSD G10 DIESEL	168.74 169.90 P 169.90 P 168.90 P 280.56	67.54 67.84 73.49 71.69 431.97	103.61 104.78 113.51 110.07 43.20	113.97 115.26 124.86 121.08 475.17	68334 64100 69865 70669	712 804	9.5 8.9	16.0 15.1	
							TOTAL	THIS PERIOD YEAR TO DATE	280.56 1,958.33	431.97 3,213.42	43.20 321.35	475.17 3,534.77		1516 20136	18.5 9.7	31.3 17.6	

BP Australia Pty Ltd
A.B.N. 53 004 085 616
GPO Box 1621
MELBOURNE VIC 3001

BP Plus
Fleet Control Report

Account Enquiries: BP Accounts Receivable Telephone: 1800 225 527



CITY OF COCKBURN
Accounts Payable (Invoice Only) PO
067775
PO Box 1215
BIBRA LAKE DC PRIVATE BOXES WA
6965

CITY OF COCKBURN

Account Number: 0050188034 Customer Number: 0115405338 Page: 17 of 38
Period Starting: 01/11/2024 Period Ending: 30/11/2024 Date: 30/11/2024

Card Number Vehicle/Driver	Date	Time	Purchase Location	Site No.	Receipt Number	Customer Reference	Product/Service					Odo meter (km)	KM Span	Litres/100km	Cents /km
							Description	CPL Price	Litres	Total Exc GST (\$)	GST (\$)	Total Inc GST (\$)			
Cost Centre 7050 15405338 03864 1HFX818 2808 BLUE NISSAN X-TRAIL	04/11/24 13/11/24	16:01:59 12:53:14	2797 HUNTINGDALE BIBRA LAKE	WA WA	6117 7451	005277 060283	DIESEL		280.56	431.97	43.20	475.17			
							TOTAL		280.56	431.97	43.20	475.17		1516	18.5
							THIS PERIOD								
							YEAR TO DATE		1,958.33	3,213.42	321.35	3,534.77		20136	9.7
							ULP UNM	157.70 P	54.00	77.42	7.74	85.16	65095	631	8.6
							ULP UNM	166.93	57.00	86.50	8.65	95.15	65758	663	8.6
							M/S		111.00	163.92	16.39	180.31			
							TOTAL		111.00	163.92	16.39	180.31		1294	8.6
							THIS PERIOD								
							YEAR TO DATE		1,435.73	2,268.03	226.81	2,494.84		16116	8.9
Cost Centre 7050 15405338 03567 1GYU017 2836 TOYOTA CAMRY SEDAN	25/11/24	17:29:22	2808 BIBRA LAKE	WA	7451	061164	M/S		111.00	163.92	16.39	180.31			
							TOTAL		111.00	163.92	16.39	180.31		1294	8.6
							THIS PERIOD								
							YEAR TO DATE		1,435.73	2,268.03	226.81	2,494.84		16116	8.9
							BP ULT UNM	178.37	42.68	69.21	6.92	76.13	8191		
							M/S		42.68	69.21	6.92	76.13			
							TOTAL		42.68	69.21	6.92	76.13			
							THIS PERIOD								
							YEAR TO DATE		911.34	1,563.67	156.35	1,720.02		14944	6.1
							M/S		42.68	69.21	6.92	76.13			
Cost Centre 7050 15405338 04060 1HNM845 2857 WHITE ISUZU D-MAX UTE	19/11/24 29/11/24	09:57:00 09:02:37	2836 BIBRA LAKE BIBRA LAKE	WA WA	7451 7451	060695 016032	TOTAL		42.68	69.21	6.92	76.13			
							THIS PERIOD								
							YEAR TO DATE		911.34	1,563.67	156.35	1,720.02		14944	6.1
							ULT DSL	169.90 P	68.68	106.08	10.61	116.69	29291		
							ULT DSL	171.90 P	56.85	88.85	8.88	97.73	4442		
							DIESEL		125.53	194.93	19.49	214.42			
							TOTAL		125.53	194.93	19.49	214.42			
							THIS PERIOD								
							YEAR TO DATE		1,008.81	1,653.66	165.35	1,819.01		6231	16.2

BP Australia Pty Ltd
A.B.N. 53 004 085 616
GPO Box 1621
MELBOURNE VIC 3001

BP Plus
Fleet Control Report

Account Enquiries: BP Accounts Receivable Telephone: 1800 225 527



CITY OF COCKBURN
Accounts Payable (Invoice Only) PO
067775
PO Box 1215
BIBRA LAKE DC PRIVATE BOXES WA
6965

Account Number: 0050188034
Period Starting: 01/11/2024

Customer Number: 0115405338
Period Ending: 30/11/2024

Page: 18 of 38
Date: 30/11/2024

Card Number Vehicle/Driver	Date	Time	Purchase Location	Site No.	Receipt Number	Customer Reference	Product/Service					Odo meter (km)	KM Span	Litres/ 100km	Cents /km
							Description	CPL Price	Litres	Total Exc GST (\$)	GST (\$)	Total Inc GST (\$)			
Cost Centre 7050 15405338 04128 1HPR483 2867 WHITE ISUZU DMAX UTILITY	02/11/24 12/11/24 18/11/24 27/11/24	08:06:25 08:04:37 09:47:33 14:06:26	BIBRA LAKE BIBRA LAKE BIBRA LAKE BIBRA LAKE	WA WA WA WA	7451 7451 7451 7451	059512 015543 060593 061355	DIESEL		125.53	194.93	19.49	214.42			
							TOTAL		125.53	194.93	19.49	214.42			
							THIS PERIOD		1,008.81	1,653.66	165.35	1,819.01	6231	16.2	29.2
							YEAR TO DATE								
							ULT DSL	168.90 P	48.35	74.24	7.42	81.66	27562	462	10.5
							ULT DSL	169.90 P	51.15	79.00	7.90	86.90	28023	461	11.1
							ULT DSL	169.90 P	45.84	70.80	7.08	77.88	28453	430	10.7
							ULT DSL	171.90 P	54.92	85.83	8.58	94.41	28945	492	11.2
							DIESEL		200.26	309.87	30.98	340.85			
							TOTAL		200.26	309.87	30.98	340.85	1845	10.9	18.5
Cost Centre 7050 15405338 04011 1HJU694 2877 WHITE ISUZU D-MAX UTILITY	10/11/24 15/11/24 22/11/24 27/11/24	15:32:53 16:40:19 14:12:59 15:09:06	BIBRA LAKE BIBRA LAKE BIBRA LAKE BIBRA LAKE	WA WA WA WA	7451 7451 7451 7451	015492 015690 015880 015993	THIS PERIOD		200.26	309.87	30.98	340.85	1845	10.9	18.5
							YEAR TO DATE		2,422.63	4,036.00	403.57	4,439.57	17405	13.9	25.5
							DIESEL		200.26	309.87	30.98	340.85			
							TOTAL		200.26	309.87	30.98	340.85	1845	10.9	18.5
							THIS PERIOD		2,422.63	4,036.00	403.57	4,439.57	17405	13.9	25.5
							YEAR TO DATE								
							ULSD G10	166.90 P	60.93	92.45	9.24	101.69	52770	525	11.6
							ULSD G10	166.90 P	53.17	80.67	8.07	88.74	53221	451	11.8
							ULSD G10	167.90 P	66.40	101.35	10.14	111.49	53811	590	11.3
							ULSD G10	168.90 P	34.71	53.30	5.33	58.63	54093	282	12.3
Cost Centre 7050 15405338 02486 1GEH032 2883 WHITE ISUZU FIRE TRUCK	05/11/24 19/11/24 26/11/24 26/11/24 27/11/24 29/11/24	15:23:16 11:07:14 05:09:14 16:47:52 00:46:56 14:54:27	PIARA WATERS PIARA WATERS FORRESTDALE HUNTINGDALE PIARA WATERS PIARA WATERS	WA WA WA WA WA WA	1110 1110 8609 6117 1110 1110	019445 020071 131391 026547 001208 020565	DIESEL		215.21	327.77	32.78	360.55	1848	11.6	19.5
							THIS PERIOD		215.21	327.77	32.78	360.55	1848	11.6	19.5
							YEAR TO DATE		2,141.78	3,501.61	350.17	3,851.78	12500	17.1	30.8
							DIESEL		215.21	327.77	32.78	360.55			
							TOTAL		215.21	327.77	32.78	360.55	1848	11.6	19.5
							THIS PERIOD		2,141.78	3,501.61	350.17	3,851.78	12500	17.1	30.8
							YEAR TO DATE								
							ULT DSL	172.65	30.17	47.35	4.74	52.09	25123	57	52.9
							ULT DSL	172.90 P	57.85	90.93	9.09	100.02	25268	145	39.9
							ULSD G10	172.90 P	110.33	173.42	17.34	190.76	2548		
							ULT DSL	170.90 P	46.35	72.01	7.20	79.21	25493		

BP Australia Pty Ltd
A.B.N. 53 004 085 616
GPO Box 1621
MELBOURNE VIC 3001

BP Plus
Fleet Control Report

Account Enquiries: BP Accounts Receivable Telephone: 1800 225 527



CITY OF COCKBURN
Accounts Payable (Invoice Only) PO
067775
PO Box 1215
BIBRA LAKE DC PRIVATE BOXES WA
6965

CITY OF COCKBURN

Account Number: 0050188034Customer Number: 0115405338Page: 19 of 38

Period Starting: 01/11/2024Period Ending: 30/11/2024Date: 30/11/2024

Card Number Vehicle/Driver	Date	Time	Purchase Location	Site No.	Receipt Number	Customer Reference	Product/Service					Odo meter (km)	KM Span	Litres/ 100km	Cents /km
							Description	CPL Price	Litres	Total Exc GST (\$)	GST (\$)	Total Inc GST (\$)			
Cost Centre 7050 15405338 03096 1GSG891 2896 WHITE FORD RANGER UTE	31/10/24 07/11/24 15/11/24	08:14:11 10:43:39 13:51:44	BALDIVIS PARMELIA COCKBURN CENTRAL	WA WA WA	7375 6178 7395	016999 022006 006203	DIESEL		311.40	488.56	48.85	537.41			
							TOTAL		311.40	488.56	48.85	537.41		282	110.4
							YEAR TO DATE		2,126.25	3,518.11	351.82	3,869.93		1744	121.9
							DIESEL		311.40	488.56	48.85	537.41			
							TOTAL		311.40	488.56	48.85	537.41		282	110.4
							YEAR TO DATE		2,126.25	3,518.11	351.82	3,869.93		1744	121.9
Cost Centre 7050 15405338 03658 1HAO880 2913 WHITE MERCEDES SPRINTER BUS	29/11/24	07:36:37	BIBRA LAKE	WA	7451	016029	ULT DSL	168.74	54.11	83.00	8.30	91.30	123250	150	36.1
							ULT DSL	170.65	61.35	95.17	9.52	104.69	123389	139	60.9
							ULT DSL	174.90 P	62.26	98.99	9.90	108.89	777	44.1	75.3
							DIESEL		177.72	277.16	27.72	304.88			
							TOTAL		177.72	277.16	27.72	304.88		289	61.5
							YEAR TO DATE		2,183.36	3,617.69	361.79	3,979.48		15246	14.3
Cost Centre 7050 15405338 03666 1GCX392 2943 WHITE MITSUBISHI ROSA BUS	07/11/24 12/11/24 18/11/24 26/11/24	08:51:09 08:43:30 14:48:23 08:53:14	BIBRA LAKE BIBRA LAKE SPEARWOOD BIBRA LAKE	WA WA WA WA	7451 7451 6443 7451	059845 060167 020921 015935	ULT DSL	169.90 P	53.69	82.93	8.29	91.22	129568	296	18.1
							ULT DSL	169.90 P	49.59	76.59	7.66	84.25	129773	205	24.2
							ULT DSL	173.31	56.13	88.44	8.84	97.28	130036	263	21.3
							ULT DSL	171.90 P	42.71	66.75	6.67	73.42	130268	232	18.4
							TOTAL		36.68	56.32	5.63	61.95		291	12.6
							YEAR TO DATE		433.47	724.13	72.40	796.53		2198	19.7

BP Australia Pty Ltd
A.B.N. 53 004 085 616
GPO Box 1621
MELBOURNE VIC 3001

BP Plus Fleet Control Report

Account Enquiries: BP Accounts Receivable Telephone: 1800 225 527



CITY OF COCKBURN
Accounts Payable (Invoice Only) PO
067775
PO Box 1215
BIBRA LAKE DC PRIVATE BOXES WA
6965

CITY OF COCKBURN

Account Number: **0050188034**
Period Starting: **01/11/2024**

Customer Number: **0115405338**
Period Ending: **30/11/2024**

Page: 20 of 38
Date: 30/11/2024

Card Number Vehicle/Driver	Date	Time	Purchase Location	Site No.	Receipt Number	Customer Reference	Product/Service					Odo meter (km)	KM Span	Litres/ 100km	Cents /km
							Description	CPL Price	Litres	Total Exc GST (\$)	GST (\$)	Total Inc GST (\$)			
Cost Centre 7050 15405338 04516 1IDY275 2966 WHITE MITSUBISHI TRITON UTE	12/11/24 19/11/24 27/11/24	18:10:05 18:01:09 10:54:07	PARMELIA PARMELIA PARMELIA	WA WA WA	6178 6178 6178	031889 013636 000218	DIESEL		202.12	314.71	31.46	346.17			
							TOTAL		202.12	314.71	31.46	346.17		996	20.3
							YEAR TO DATE		2,196.85	3,619.64	361.95	3,981.59		9774	22.5
							DIESEL		202.12	314.71	31.46	346.17			
							TOTAL		202.12	314.71	31.46	346.17		996	20.3
							YEAR TO DATE		2,196.85	3,619.64	361.95	3,981.59		9774	22.5
Cost Centre 7050 15405338 03674 1EWR786 2993 WHITE MITSUBISHI ROSA BUS	31/10/24 06/11/24 14/11/24 21/11/24 28/11/24	08:56:16 15:37:50 08:49:12 08:58:18 08:53:43	BIBRA LAKE BIBRA LAKE BIBRA LAKE BIBRA LAKE BIBRA LAKE	WA WA WA WA WA	7451 7451 7451 7451 7451	015224 059808 060347 060861 061430	ULT DSL	172.90 P	57.59	90.52	9.05	99.57	14214	537	10.7
							ULT DSL	172.90 P	56.30	88.49	8.85	97.34	14753	539	10.4
							ULT DSL	173.12	51.79	81.51	8.15	89.66	15249	496	10.4
							DIESEL		165.68	260.52	26.05	286.57			
							TOTAL		165.68	260.52	26.05	286.57		1572	10.5
							YEAR TO DATE		1,478.84	2,406.04	240.57	2,646.61		12363	12.0
Cost Centre 7050 15405338 03674 1EWR786 2993 WHITE MITSUBISHI ROSA BUS	31/10/24 06/11/24 14/11/24 21/11/24 28/11/24	08:56:16 15:37:50 08:49:12 08:58:18 08:53:43	BIBRA LAKE BIBRA LAKE BIBRA LAKE BIBRA LAKE BIBRA LAKE	WA WA WA WA WA	7451 7451 7451 7451 7451	015224 059808 060347 060861 061430	DIESEL		165.68	260.52	26.05	286.57			
							TOTAL		165.68	260.52	26.05	286.57		1572	10.5
							YEAR TO DATE		1,478.84	2,406.04	240.57	2,646.61		12363	12.0
							ULSD G10	165.90 P	50.02	75.44	7.54	82.98	142603	258	19.4
							ULSD G10	165.90 P	58.62	88.41	8.84	97.25	142889	286	20.5
							ULSD G10	166.90 P	67.55	102.49	10.25	112.74	143226	337	20.0
Cost Centre 7050 15405338 03740 1HCL935 4255 WHITE FORD RANGER UTILITY	07/11/24 18/11/24 28/11/24	12:48:51 14:24:09 12:12:27	NAVAL BASE NAVAL BASE BIBRA LAKE	WA WA WA	7770 7770 7451	029908 030747 061457	ULSD G10	167.90 P	57.03	87.05	8.70	95.75	143505	279	20.4
							ULSD G10	168.90 P	54.67	83.95	8.39	92.34	143794	289	18.9
							DIESEL		287.89	437.34	43.72	481.06			
							TOTAL		287.89	437.34	43.72	481.06		1449	19.9
							YEAR TO DATE		2,853.61	4,681.62	468.11	5,149.73		13329	21.4
							DIESEL		287.89	437.34	43.72	481.06			
Cost Centre 7050 15405338 03740 1HCL935 4255 WHITE FORD RANGER UTILITY	07/11/24 18/11/24 28/11/24	12:48:51 14:24:09 12:12:27	NAVAL BASE NAVAL BASE BIBRA LAKE	WA WA WA	7770 7770 7451	029908 030747 061457	TOTAL		287.89	437.34	43.72	481.06		1449	19.9
							YEAR TO DATE		2,853.61	4,681.62	468.11	5,149.73		13329	21.4
							ULT DSL	168.90 P	69.62	106.90	10.69	117.59	69732	622	11.2
							ULT DSL	168.90 P	69.81	107.19	10.72	117.91	70355	623	11.2
							ULT DSL	171.90 P	63.65	99.46	9.95	109.41	70931	576	11.1
							DIESEL		287.89	437.34	43.72	481.06			

BP Australia Pty Ltd
A.B.N. 53 004 085 616
GPO Box 1621
MELBOURNE VIC 3001

BP Plus
Fleet Control Report

Account Enquiries: BP Accounts Receivable Telephone: 1800 225 527



CITY OF COCKBURN
Accounts Payable (Invoice Only) PO
067775
PO Box 1215
BIBRA LAKE DC PRIVATE BOXES WA
6965

CITY OF COCKBURN

Account Number: 0050188034
Period Starting: 01/11/2024

Customer Number: 0115405338
Period Ending: 30/11/2024

Page: 21 of 38
Date: 30/11/2024

Card Number Vehicle/Driver	Date	Time	Purchase Location	Site No.	Receipt Number	Customer Reference	Product/Service					Odo meter (km)	KM Span	Litres/100km	Cents /km
							Description	CPL Price	Litres	Total Exc GST (\$)	GST (\$)	Total Inc GST (\$)			
Cost Centre 7050 15405338 04367 1GLP881 4264 SILVER FORD FOCUS HATCH	11/11/24 20/11/24	08:47:22 08:36:19	SPEARWOOD SPEARWOOD	WA WA	6443 6443	020675 020992	DIESEL		203.08	313.55	31.36	344.91			
							TOTAL		203.08	313.55	31.36	344.91		1821	11.2
							YEAR TO DATE		1,850.33	3,028.04	302.80	3,330.84		17077	10.8
							DIESEL		203.08	313.55	31.36	344.91			
							TOTAL		203.08	313.55	31.36	344.91		1821	11.2
							YEAR TO DATE		1,850.33	3,028.04	302.80	3,330.84		17077	10.8
Cost Centre 7050 90000764 46003 1UK529 4295 WHITE FORD RANGER	04/11/24 15/11/24 29/11/24	09:07:14 12:12:00 14:34:13	BIBRA LAKE BIBRA LAKE BIBRA LAKE	WA WA WA	7451 7451 7451	015307 060457 061564	ULP UNM	163.70 P	39.14	58.25	5.82	64.07	123466	396	9.9
							ULP UNM	164.05	31.46	46.92	4.69	51.61	123786	320	9.8
							M/S		70.60	105.17	10.51	115.68			
							TOTAL		70.60	105.17	10.51	115.68		716	9.9
							YEAR TO DATE		889.45	1,397.45	139.74	1,537.19		7684	11.6
							M/S		70.60	105.17	10.51	115.68			
Cost Centre 7050 15405338 04607 1IGP085 5044 WHITE FORD RANGER	31/10/24 11/11/24 20/11/24	14:17:12 07:46:05 07:46:23	BIBRA LAKE BIBRA LAKE BIBRA LAKE	WA WA WA	7451 7451 7451	059381 015507 060759	ULT DSL	168.90 P	64.62	99.22	9.92	109.14	2944	630	10.3
							ULT DSL	169.90 P	62.54	96.60	9.66	106.26	3553	609	10.3
							ULT DSL	171.90 P	55.89	87.34	8.73	96.07	4073	520	10.7
							DIESEL		183.05	283.16	28.31	311.47			
							TOTAL		183.05	283.16	28.31	311.47		1759	10.4
							YEAR TO DATE		358.24	548.97	54.89	603.86		2886	12.4
Cost Centre 7050 15405338 04607 1IGP085 5044 WHITE FORD RANGER	31/10/24 11/11/24 20/11/24	14:17:12 07:46:05 07:46:23	BIBRA LAKE BIBRA LAKE BIBRA LAKE	WA WA WA	7451 7451 7451	059381 015507 060759	DIESEL		183.05	283.16	28.31	311.47			
							TOTAL		183.05	283.16	28.31	311.47		1759	10.4
							YEAR TO DATE		358.24	548.97	54.89	603.86		2886	12.4
							ULT DSL	168.90 P	60.87	93.46	9.35	102.81	4071	691	8.8
							ULT DSL	169.90 P	54.19	83.70	8.37	92.07	4560	489	11.1
							ULSD G10	167.90 P	55.98	85.45	8.54	93.99	5284	724	7.7

BP Australia Pty Ltd
A.B.N. 53 004 085 616
GPO Box 1621
MELBOURNE VIC 3001

BP Plus
Fleet Control Report

Account Enquiries: BP Accounts Receivable Telephone: 1800 225 527



CITY OF COCKBURN
Accounts Payable (Invoice Only) PO
067775
PO Box 1215
BIBRA LAKE DC PRIVATE BOXES WA
6965

CITY OF COCKBURN

Account Number: 0050188034

Customer Number: 0115405338

Page: 22 of 38

Period Starting: 01/11/2024

Period Ending: 30/11/2024

Date: 30/11/2024

Card Number Vehicle/Driver	Date	Time	Purchase Location	Site No.	Receipt Number	Customer Reference	Product/Service					Odo meter (km)	KM Span	Litres/100km	Cents /km
							Description	CPL Price	Litres	Total Exc GST (\$)	GST (\$)	Total Inc GST (\$)			
Cost Centre 7050 15405338 04557 11CV817 5212 VOLKSWAGEN CADDY WHITE	14/11/24 25/11/24	13:35:37 16:57:14	BIBRA LAKE COCKBURN CENTRAL	WA WA	7451 7395	060372 066566	DIESEL		171.04	262.61	26.26	288.87			
							TOTAL		171.04	262.61	26.26	288.87		1904	9.0
							YEAR TO DATE		465.76	729.79	72.98	802.77		4604	10.1
							DIESEL		171.04	262.61	26.26	288.87			
							TOTAL		171.04	262.61	26.26	288.87		1904	9.0
							YEAR TO DATE		465.76	729.79	72.98	802.77		4604	10.1
							ULT DSL	169.90 P	45.11	69.67	6.97	76.64	0		
							ULT DSL	174.90 P	41.78	66.43	6.64	73.07	0		
							DIESEL		86.89	136.10	13.61	149.71			
							TOTAL		86.89	136.10	13.61	149.71			
Cost Centre 7050 15405338 03534 1GYO868 5251 WHITE FORD TRANSIT VAN	07/11/24 20/11/24	16:47:07 10:29:16	BIBRA LAKE BIBRA LAKE	WA WA	7451 7451	059898 015800	DIESEL		86.89	136.10	13.61	149.71			
							TOTAL		86.89	136.10	13.61	149.71			
							YEAR TO DATE		481.71	763.27	76.33	839.60			
							ULT DSL	169.90 P	55.57	85.83	8.58	94.41	67068	552	10.1
							ULT DSL	170.90 P	56.52	87.81	8.78	96.59	67595	527	10.7
							DIESEL		112.09	173.64	17.36	191.00			
							TOTAL		112.09	173.64	17.36	191.00		1079	10.4
							YEAR TO DATE		1,388.56	2,304.23	230.40	2,534.63		11799	11.8
							DIESEL		112.09	173.64	17.36	191.00			
							TOTAL		112.09	173.64	17.36	191.00		1079	10.4
Cost Centre 7050 15405338 02569 1GHO226 5282 WHITE HYUNDAI I30 HATCH	14/11/24	16:14:02	SUCCESS	WA	5992	037668	YEAR TO DATE		1,388.56	2,304.23	230.40	2,534.63		11799	11.8
							ULT DSL	174.19	31.56	49.97	5.00	54.97	777		

BP Australia Pty Ltd
A.B.N. 53 004 085 616
GPO Box 1621
MELBOURNE VIC 3001

BP Plus
Fleet Control Report

Account Enquiries: BP Accounts Receivable Telephone: 1800 225 527



CITY OF COCKBURN
Accounts Payable (Invoice Only) PO
067775
PO Box 1215
BIBRA LAKE DC PRIVATE BOXES WA
6965

CITY OF COCKBURN

Account Number: 0050188034
Period Starting: 01/11/2024

Customer Number: 0115405338
Period Ending: 30/11/2024

Page: 23 of 38
Date: 30/11/2024

Card Number Vehicle/Driver	Date	Time	Purchase Location	Site No.	Receipt Number	Customer Reference	Product/Service					Odo meter (km)	KM Span	Litres/ 100km	Cents /km
							Description	CPL Price	Litres	Total Exc GST (\$)	GST (\$)	Total Inc GST (\$)			
Cost Centre 7050 15405338 04045 1GMJ053 5313 WHITE MAZDA 6 SEDAN	26/11/24	15:48:20	SPEARWOOD	WA	6443	021193	DIESEL		31.56	49.97	5.00	54.97			
							TOTAL		31.56	49.97	5.00	54.97			
							YEAR TO DATE		530.88	878.60	87.87	966.47		8414	6.3 11.5
							DIESEL		31.56	49.97	5.00	54.97			
							TOTAL		31.56	49.97	5.00	54.97			
							YEAR TO DATE		530.88	878.60	87.87	966.47		8414	6.3 11.5
Cost Centre 7050 15405338 03880 1HGO065 5404 WHITE VW TIGUAN WAGON	04/11/24	17:30:51	BIBRA LAKE	WA	7451	059633	ULP UNM	151.70 P	27.48	37.90	3.79	41.69	55615		
							M/S		27.48	37.90	3.79	41.69			
							TOTAL		27.48	37.90	3.79	41.69		1169	33.2 54.4
							YEAR TO DATE		387.92	577.98	57.79	635.77			
							M/S		27.48	37.90	3.79	41.69			
							TOTAL		27.48	37.90	3.79	41.69		1169	33.2 54.4
Cost Centre 7050 15405338 04318 1HXK969 5424 WHITE VOLKSWAGEN T-ROC	02/11/24 11/11/24 29/11/24	14:16:20 19:46:28 09:35:41	SPEARWOOD SPEARWOOD SPEARWOOD	WA WA WA	6443 6443 6443	020406 020716 021308	BP ULT UNM	178.04	51.64	83.58	8.36	91.94	25488	545	9.5 16.9
							M/S		51.64	83.58	8.36	91.94			
							TOTAL		51.64	83.58	8.36	91.94		545	9.5 16.9
							YEAR TO DATE		429.32	733.13	73.33	806.46		4523	9.5 17.8
							M/S		51.64	83.58	8.36	91.94			
							TOTAL		51.64	83.58	8.36	91.94		545	9.5 16.9
							YEAR TO DATE		429.32	733.13	73.33	806.46		4523	9.5 17.8
							ULP 95 UNM	172.79	40.01	62.85	6.28	69.13	14477	532	7.5 13.0
							ULP 95 UNM	173.28	45.00	70.89	7.09	77.98	14975	498	9.0 15.7
							ULP 95 UNM	172.37	46.00	72.08	7.21	79.29	15526	551	8.3 14.4

BP Australia Pty Ltd
A.B.N. 53 004 085 616
GPO Box 1621
MELBOURNE VIC 3001

BP Plus
Fleet Control Report

Account Enquiries: BP Accounts Receivable Telephone: 1800 225 527



CITY OF COCKBURN
Accounts Payable (Invoice Only) PO
067775
PO Box 1215
BIBRA LAKE DC PRIVATE BOXES WA
6965

CITY OF COCKBURN

Account Number: 0050188034Customer Number: 0115405338Page: 24 of 38

Period Starting: 01/11/2024Period Ending: 30/11/2024Date: 30/11/2024

Card Number Vehicle/Driver	Date	Time	Purchase Location	Site No.	Receipt Number	Customer Reference	Product/Service					Odo meter (km)	KM Span	Litres/100km	Cents /km		
							Description	CPL Price	Litres	Total Exc GST (\$)	GST (\$)					Total Inc GST (\$)	
Cost Centre 7050 15405338 03716 1HBW349 5463 WHITE FORD RANGER UTILITY	01/11/24 08/11/24 18/11/24 27/11/24	06:25:51 11:44:31 07:22:01 15:16:07	BIBRA LAKE BIBRA LAKE BIBRA LAKE BIBRA LAKE	WA WA WA WA	7451 7451 7451 7451	059416 059960 060574 061368		M/S	131.01	205.82	20.58	226.40					
							TOTAL	THIS PERIOD	131.01	205.82	20.58	226.40		1581	8.3	14.3	
							YEAR TO DATE	763.37	1,260.27	126.01	1,386.28		8707	8.8	15.9		
								M/S	131.01	205.82	20.58	226.40					
							TOTAL	THIS PERIOD	131.01	205.82	20.58	226.40		1581	8.3	14.3	
							YEAR TO DATE	763.37	1,260.27	126.01	1,386.28		8707	8.8	15.9		
								ULT DSL	168.90 P	34.16	52.45	5.25	57.70	43198	371	9.2	15.6
								ULT DSL	169.90 P	33.35	51.51	5.15	56.66	43558	360	9.3	15.7
								ULT DSL	169.90 P	38.44	59.37	5.94	65.31	43978	420	9.2	15.6
								ULT DSL	171.90 P	32.99	51.55	5.16	56.71	44344	366	9.0	15.5
Cost Centre 7050 15405338 03559 1GZB377 5473 WHITE TOYOTA CAMRY SEDAN	05/11/24 12/11/24 20/11/24	08:56:34 08:05:14 15:28:18	BIBRA LAKE BIBRA LAKE BIBRA LAKE	WA WA WA	7451 7451 7451	015352 060160 060808		DIESEL	138.94	214.88	21.50	236.38					
							TOTAL	THIS PERIOD	138.94	214.88	21.50	236.38		1517	9.2	15.6	
							YEAR TO DATE	922.02	1,490.08	149.00	1,639.08		9344	9.9	17.5		
								DIESEL	138.94	214.88	21.50	236.38					
							TOTAL	THIS PERIOD	138.94	214.88	21.50	236.38		1517	9.2	15.6	
							YEAR TO DATE	922.02	1,490.08	149.00	1,639.08		9344	9.9	17.5		
								ULP UNM	153.70 P	41.20	57.56	5.76	63.32	111817	547	7.5	11.6
								BP ULT UNM	177.70 P	41.96	67.78	6.78	74.56	112367	550	7.6	13.6
								BP ULT UNM	178.46	42.83	69.48	6.95	76.43	11209			
								M/S	125.99	194.82	19.49	214.31					
Cost Centre 7050 15405338 04185 1HSD237 5494 WHITE MITSUBISHI TRITON UTE	13/11/24 21/11/24 28/11/24	07:49:34 07:52:05 16:28:29	BIBRA LAKE MANNING NORTH PERTH	WA WA WA	7451 6227 6426	060240 918798 011394		TOTAL	125.99	194.82	19.49	214.31		1097	11.5	19.5	
							YEAR TO DATE	1,649.37	2,714.49	271.45	2,985.94		20684	8.0	14.4		
								M/S	125.99	194.82	19.49	214.31					
							TOTAL	THIS PERIOD	125.99	194.82	19.49	214.31		1097	11.5	19.5	
							YEAR TO DATE	1,649.37	2,714.49	271.45	2,985.94		20684	8.0	14.4		
								ULT DSL	169.90 P	63.91	98.71	9.87	108.58	51922	640	10.0	17.0
								ULT DSL	168.90 P	62.87	96.54	9.65	106.19	52575	653	9.6	16.3
								ULT DSL	169.90 P	65.18	100.67	10.07	110.74	53230	655	10.0	16.9

BP Australia Pty Ltd
A.B.N. 53 004 085 616
GPO Box 1621
MELBOURNE VIC 3001

BP Plus
Fleet Control Report

Account Enquiries: BP Accounts Receivable Telephone: 1800 225 527



CITY OF COCKBURN
Accounts Payable (Invoice Only) PO
067775
PO Box 1215
BIBRA LAKE DC PRIVATE BOXES WA
6965

CITY OF COCKBURN

Account Number: 0050188034 Customer Number: 0115405338
Period Starting: 01/11/2024 Period Ending: 30/11/2024

Page: 25 of 38
Date: 30/11/2024

Card Number Vehicle/Driver	Date	Time	Purchase Location	Site No.	Receipt Number	Customer Reference	Product/Service					Odo meter (km)	KM Span	Litres/100km	Cents /km
							Description	CPL Price	Litres	Total Exc GST (\$)	GST (\$)	Total Inc GST (\$)			
Cost Centre 7050 15405338 04268 1HUL717 5504 WHITE FORD RANGER UTE	05/11/24 21/11/24	12:55:44 06:11:26	BIBRA LAKE MANNING	WA WA	7451 6227	059690 918317	DIESEL		191.96	295.92	29.59	325.51			
							TOTAL		191.96	295.92	29.59	325.51		1948	9.9
							YEAR TO DATE		2,536.78	4,165.06	416.51	4,581.57		21173	12.0
							DIESEL		191.96	295.92	29.59	325.51			
							TOTAL		191.96	295.92	29.59	325.51		1948	9.9
							YEAR TO DATE		2,536.78	4,165.06	416.51	4,581.57		21173	12.0
							ULT DSL	168.90 P	76.59	117.60	11.76	129.36	32506	873	8.8
							ULT DSL	168.91 P	75.62	116.12	11.61	127.73	13420		14.8
							DIESEL		152.21	233.72	23.37	257.09			
							TOTAL		152.21	233.72	23.37	257.09		873	17.4
Cost Centre 7050 15405338 04466 1HHE012 5523 WHITE FORD RANGER UTILITY	11/11/24	14:06:29	SPEARWOOD	WA	6443	020694	YEAR TO DATE		1,495.69	2,470.00	247.02	2,717.02		16146	9.3
							DIESEL		152.21	233.72	23.37	257.09			
							TOTAL		152.21	233.72	23.37	257.09		873	17.4
							YEAR TO DATE		1,495.69	2,470.00	247.02	2,717.02		16146	9.3
							ULT DSL	172.90 P	73.83	116.05	11.60	127.65	37413	704	10.5
							DIESEL		73.83	116.05	11.60	127.65			
							TOTAL		73.83	116.05	11.60	127.65		704	10.5
							YEAR TO DATE		829.83	1,369.16	136.91	1,506.07		5955	13.9
							DIESEL		73.83	116.05	11.60	127.65			
							TOTAL		73.83	116.05	11.60	127.65		704	10.5
Cost Centre 7050 15405338 03542 1GYZ082 5542 WHITE SUBARU FORESTER WAGON	12/11/24 26/11/24	11:01:02 15:11:47	SPEARWOOD SPEARWOOD	WA WA	6443 6443	020732 021189	YEAR TO DATE		829.83	1,369.16	136.91	1,506.07		5955	13.9
							ULP UNM	151.70 P	46.61	64.28	6.43	70.71	777		
							ULP UNM	151.70 P	52.98	73.06	7.31	80.37	51367		

BP Australia Pty Ltd
A.B.N. 53 004 085 616
GPO Box 1621
MELBOURNE VIC 3001

BP Plus
Fleet Control Report

Account Enquiries: BP Accounts Receivable Telephone: 1800 225 527



CITY OF COCKBURN
Accounts Payable (Invoice Only) PO
067775
PO Box 1215
BIBRA LAKE DC PRIVATE BOXES WA
6965

CITY OF COCKBURN

Account Number: 0050188034

Customer Number: 0115405338

Page: 26 of 38

Period Starting: 01/11/2024

Period Ending: 30/11/2024

Date: 30/11/2024

Card Number Vehicle/Driver	Date	Time	Purchase Location	Site No.	Receipt Number	Customer Reference	Product/Service					Odo meter (km)	KM Span	Litres/ 100km	Cents /km		
							Description	CPL Price	Litres	Total Exc GST (\$)	GST (\$)					Total Inc GST (\$)	
Cost Centre 7050 15405338 03773 1HDY134 5552 WHITE ISUZU MUX WAGON	06/11/24 20/11/24	09:20:40 14:21:18	BIBRA LAKE BIBRA LAKE	WA WA	7451 7451	015399 060799		M/S	99.59	137.34	13.74	151.08					
							TOTAL	THIS PERIOD	99.59	137.34	13.74	151.08					
								YEAR TO DATE	787.26	1,220.90	122.08	1,342.98		1000	78.7	134.3	
								M/S	99.59	137.34	13.74	151.08					
Cost Centre 7050 15405338 03609 1GZL076 5711 WHITE NISSAN QASHQAI SUV	11/11/24	23:33:29	SUCCESS	WA	5992	037561		ULSD G10	165.90 P	51.06	77.01	7.70	84.71	27123	457	11.2	18.5
								ULSD G10	167.90 P	53.28	81.33	8.13	89.46	27556	433	12.3	20.7
								DIESEL	104.34	158.34	15.83	174.17					
							TOTAL	THIS PERIOD	104.34	158.34	15.83	174.17		890	11.7	19.6	
Cost Centre 7050 15405338 03617 1GZL077 5721 WHITE NISSAN QASHQAI SUV	05/11/24	14:47:03	BIBRA LAKE	WA	7451	059707		YEAR TO DATE	581.41	962.05	96.20	1,058.25		5007	11.6	21.1	
								DIESEL	104.34	158.34	15.83	174.17					
							TOTAL	THIS PERIOD	104.34	158.34	15.83	174.17		890	11.7	19.6	
								YEAR TO DATE	581.41	962.05	96.20	1,058.25		5007	11.6	21.1	
Cost Centre								ULP UNM	160.70 P	54.12	79.06	7.91	86.97	229330	525	10.3	16.6
								M/S	54.12	79.06	7.91	86.97					
							TOTAL	THIS PERIOD	54.12	79.06	7.91	86.97		525	10.3	16.6	
								YEAR TO DATE	4,587.74	7,314.13	731.41	8,045.54		33684	13.6	23.9	
Cost Centre								M/S	54.12	79.06	7.91	86.97					
							TOTAL	THIS PERIOD	54.12	79.06	7.91	86.97		525	10.3	16.6	
								YEAR TO DATE	4,587.74	7,314.13	731.41	8,045.54		33684	13.6	23.9	
								ULP UNM	153.70 P	44.98	62.85	6.28	69.13	230539			

BP Australia Pty Ltd
A.B.N. 53 004 085 616
GPO Box 1621
MELBOURNE VIC 3001

BP Plus Fleet Control Report

Account Enquiries: BP Accounts Receivable Telephone: 1800 225 527



CITY OF COCKBURN
Accounts Payable (Invoice Only) PO
067775
PO Box 1215
BIBRA LAKE DC PRIVATE BOXES WA
6965

CITY OF COCKBURN

Account Number: **0050188034**
Period Starting: **01/11/2024**

Customer Number: **0115405338**
Period Ending: **30/11/2024**

Page: 27 of 38
Date: 30/11/2024

Card Number Vehicle/Driver	Date	Time	Purchase Location	Site No.	Receipt Number	Customer Reference	Product/Service					Odo meter (km)	KM Span	Litres/ 100km	Cents /km		
							Description	CPL Price	Litres	Total Exc GST (\$)	GST (\$)					Total Inc GST (\$)	
Cost Centre	7050 15405338 04565 11FA295 5722 FORD RANGER WHITE	31/10/24 01/11/24 03/11/24 05/11/24 06/11/24 09/11/24 12/11/24 14/11/24 15/11/24 16/11/24 19/11/24 21/11/24 23/11/24 25/11/24 27/11/24 28/11/24 28/11/24 29/11/24	17:34:21 17:38:27 17:26:49 16:29:45 17:35:10 05:40:23 19:15:09 05:28:55 05:38:24 05:33:48 22:02:32 22:40:26 22:51:13 22:53:24 17:29:41 05:00:57 17:35:57 05:22:17	BIBRA LAKE BIBRA LAKE BIBRA LAKE BIBRA LAKE BIBRA LAKE BIBRA LAKE BIBRA LAKE BIBRA LAKE BIBRA LAKE BIBRA LAKE SUCCESS SPEARWOOD SPEARWOOD SUCCESS BIBRA LAKE BIBRA LAKE BIBRA LAKE BIBRA LAKE	WA WA WA WA WA WA WA WA WA WA WA WA WA WA WA WA WA WA WA	7451 7451 7451 7451 7451 7451 7451 7451 7451 7451 5992 6443 6443 5992 7451 7451 7451 7451	059399 059500 059558 015375 059811 060002 060220 060317 060407 060495 037907 021042 021064 038149 061381 061388 061503 061512	M/S	44.98	62.85	6.28	69.13					
								TOTAL	THIS PERIOD YEAR TO DATE	44.98 2,613.59	62.85 4,143.72	6.28 414.36	69.13 4,558.08		14679	17.8	31.1
								M/S	44.98	62.85	6.28	69.13					
								TOTAL	THIS PERIOD YEAR TO DATE	44.98 2,613.59	62.85 4,143.72	6.28 414.36	69.13 4,558.08		14679	17.8	31.1
								ULT DSL	168.90 P	36.42	55.92	5.59	61.51	10427	335	10.9	18.4
								ULT DSL	168.90 P	18.92	29.05	2.91	31.96	10597	170	11.1	18.8
								ULT DSL	168.90 P	28.87	44.33	4.43	48.76	10870	273	10.6	17.9
								ULT DSL	168.90 P	25.37	38.95	3.90	42.85	11096	226	11.2	19.0
								ULT DSL	168.90 P	19.25	29.55	2.96	32.51	11301	205	9.4	15.9
								ULSD G10	166.90 P	39.46	59.87	5.99	65.86	11689	388	10.2	17.0
ULSD G10	166.90 P	55.08	83.57	8.36	91.93	12266	577	9.5	15.9								
ULT DSL	169.90 P	30.16	46.58	4.66	51.24	12572	306	9.9	16.7								
ULT DSL	169.90 P	17.79	27.46	2.75	30.23	12748	176	10.1	17.2								
ULT DSL	169.90 P	15.31	23.65	2.36	26.01	123891											
ULT DSL	173.31	41.97	66.13	6.61	72.74	13261											
ULT DSL	173.31	31.91	50.27	5.03	55.30	13575	314	10.2	17.6								
ULT DSL	173.31	28.76	45.31	4.53	49.84	13842	267	10.8	18.7								
ULT DSL	173.12	27.23	42.85	4.29	47.14	14124	282	9.7	16.7								
ULT DSL	171.90 P	29.19	45.62	4.56	50.18	14417	293	10.0	17.1								
ULT DSL	171.90 P	12.37	19.33	1.93	21.26	14522	105	11.8	20.2								
ULT DSL	171.90 P	20.34	31.78	3.18	34.96	14711	189	10.8	18.5								
ULT DSL	171.90 P	14.31	22.36	2.24	24.60	14867	156	9.2	15.8								
DIESEL		492.71	762.60	76.28	838.88												
TOTAL	THIS PERIOD YEAR TO DATE	492.71 1,492.48	762.80 2,280.60	76.28 228.03	838.88 2,508.63		4262 12880	11.8 11.6	19.7 19.5								
Cost Centre	7050 15405338 04474 11BU371 5732 FORD RANGER WHITE	31/10/24 01/11/24 02/11/24 04/11/24 07/11/24 09/11/24	05:10:30 04:48:10 04:46:06 05:01:07 16:39:11 11:35:45	BIBRA LAKE BIBRA LAKE SPEARWOOD BIBRA LAKE BIBRA LAKE BIBRA LAKE	WA WA WA WA WA WA	7451 7451 6443 7451 7451 7451	059339 059404 020398 059561 059896 060020	DIESEL	492.71	762.60	76.28	838.88					
								TOTAL	THIS PERIOD YEAR TO DATE	492.71 1,492.48	762.80 2,280.60	76.28 228.03	838.88 2,508.63		4262 12880	11.8 11.6	19.7 19.5
								ULT DSL	168.90 P	15.62	23.98	2.40	26.38	48183	244	6.4	10.8
								ULT DSL	168.90 P	23.71	36.41	3.64	40.05	48457	274	8.7	14.6
								ULT DSL	168.74	29.15	44.72	4.47	49.19	48718	261	11.2	18.8
								ULT DSL	168.90 P	32.96	50.61	5.06	55.67	49132	414	8.0	13.4
								ULT DSL	169.90 P	31.13	48.08	4.81	52.89	4930			
								ULT DSL	169.90 P	41.20	63.64	6.36	70.00	49852			
								DIESEL		492.71	762.60	76.28	838.88				
								TOTAL	THIS PERIOD YEAR TO DATE	492.71 1,492.48	762.80 2,280.60	76.28 228.03	838.88 2,508.63		4262 12880	11.8 11.6	19.7 19.5

BP Australia Pty Ltd
A.B.N. 53 004 085 616
GPO Box 1621
MELBOURNE VIC 3001

BP Plus
Fleet Control Report

Account Enquiries: BP Accounts Receivable Telephone: 1800 225 527



CITY OF COCKBURN
Accounts Payable (Invoice Only) PO
067775
PO Box 1215
BIBRA LAKE DC PRIVATE BOXES WA
6965

CITY OF COCKBURN

Account Number: 0050188034Customer Number: 0115405338Page: 28 of 38

Period Starting: 01/11/2024Period Ending: 30/11/2024Date: 30/11/2024

Card Number Vehicle/Driver	Date	Time	Purchase Location	Site No.	Receipt Number	Customer Reference	Product/Service					Odo meter (km)	KM Span	Litres/ 100km	Cents /km			
							Description	CPL Price	Litres	Total Exc GST (\$)	GST (\$)					Total Inc GST (\$)		
Cost Centre	12/11/24	15:57:04	BIBRA LAKE	WA	7451	015575	ULT DSL	169.90	P	39.78	61.45	6.14	67.59	50230	378	10.5	17.9	
	13/11/24	17:14:28	BIBRA LAKE	WA	7451	060307	ULT DSL	169.90	P	8.45	13.05	1.31	14.36	50328	98	8.6	14.7	
	14/11/24	16:50:34	BIBRA LAKE	WA	7451	060395	ULT DSL	169.90	P	19.59	30.25	3.03	33.28	50546	218	9.0	15.3	
	15/11/24	16:46:30	SPEARWOOD	WA	6443	020853	ULT DSL	174.19	P	28.69	45.44	4.54	49.98	50806	260	11.0	19.2	
	16/11/24	16:47:48	BIBRA LAKE	WA	7451	060536	ULT DSL	169.90	P	21.78	33.64	3.36	37.00	51100	294	7.4	12.6	
	17/11/24	16:41:12	BIBRA LAKE	WA	7451	060558	ULT DSL	169.90	P	14.07	21.73	2.17	23.90	51255	155	9.1	15.4	
	18/11/24	16:30:53	BIBRA LAKE	WA	7451	060646	ULT DSL	169.90	P	24.64	38.05	3.81	41.86	51522	267	9.2	15.7	
	20/11/24	01:08:44	SPEARWOOD	WA	6443	020988	ULT DSL	173.31	P	24.54	38.66	3.87	42.53	51737	215	11.4	19.8	
	23/11/24	05:34:04	BIBRA LAKE	WA	7451	061017	ULT DSL	170.90	P	61.88	96.14	9.61	105.75	52412	675	9.2	15.7	
	25/11/24	05:34:41	BIBRA LAKE	WA	7451	061073	ULT DSL	170.90	P	46.06	71.56	7.16	78.72	52862	450	10.2	17.5	
	26/11/24	05:14:12	BIBRA LAKE	WA	7451	061171	ULT DSL	171.90	P	22.10	34.54	3.45	37.99	53060	198	11.2	19.2	
	28/11/24	04:50:55	BIBRA LAKE	WA	7451	061387	ULT DSL	171.90	P	46.92	73.33	7.33	80.66	536812				
	29/11/24	04:52:43	BIBRA LAKE	WA	7451	061511	ULT DSL	171.90	P	26.07	40.74	4.07	44.81	53896				
							DIESEL			558.34	866.02	86.59	952.61					
							TOTAL	THIS PERIOD		568.34	866.02	86.59	952.61		4401	12.7	21.6	
								YEAR TO DATE		5,362.03	8,887.28	888.72	9,776.00		50056	10.7	19.5	
								DIESEL		558.34	866.02	86.59	952.61					
							TOTAL	THIS PERIOD		568.34	866.02	86.59	952.61		4401	12.7	21.6	
								YEAR TO DATE		5,362.03	8,887.28	888.72	9,776.00		50056	10.7	19.5	
	7050 15405338 04334 1HWC304 5742 WHITE FORD RANGER	04/11/24	17:25:23	BIBRA LAKE	WA	7451	059632	ULT DSL	168.90	P	29.04	44.59	4.46	49.05	107511			
		05/11/24	16:30:08	BIBRA LAKE	WA	7451	059714	ULT DSL	168.90	P	9.50	14.59	1.46	16.05	107607	96	9.9	16.7
		11/11/24	14:57:09	COCKBURN CENTRAL	WA	7395	065650	ULT DSL	172.90	P	79.48	124.93	12.49	137.42	108279	672	11.8	20.4
		14/11/24	05:28:31	BIBRA LAKE	WA	7451	060316	ULT DSL	169.90	P	38.81	59.95	5.99	65.94	108621	342	11.3	19.3
		15/11/24	05:28:09	BIBRA LAKE	WA	7451	060406	ULT DSL	169.90	P	15.44	23.85	2.38	26.23	108766	145	10.6	18.1
		16/11/24	05:20:22	COCKBURN CENTRAL	WA	7395	065974	ULT DSL	174.90	P	17.50	27.83	2.78	30.61	108960	194	9.0	15.8
18/11/24		16:50:50	BIBRA LAKE	WA	7451	060649	ULSD G10	166.90	P	34.74	52.71	5.27	57.98	109291	331	10.5	17.5	
23/11/24		06:28:05	COCKBURN CENTRAL	WA	7395	066421	ULT DSL	174.90	P	74.02	117.69	11.77	129.46	189				
25/11/24		05:23:30	BIBRA LAKE	WA	7451	061071	ULSD G10	167.90	P	63.79	97.36	9.74	107.10	110527				
27/11/24		05:45:36	BIBRA LAKE	WA	7451	015969	ULSD G10	168.90	P	63.43	97.39	9.74	107.13	111083	556	11.4	19.3	
29/11/24		17:05:10	BIBRA LAKE	WA	7451	061575	ULSD G10	168.90	P	46.55	71.47	7.15	76.62	111410	327	14.2	24.0	
							DIESEL			472.30	732.36	73.23	805.59					
							TOTAL	THIS PERIOD		472.30	732.36	73.23	805.59		2663	17.7	30.3	
								YEAR TO DATE		7,040.44	11,739.06	1,173.79	12,912.85		61810	11.4	20.9	

BP Australia Pty Ltd
A.B.N. 53 004 085 616
GPO Box 1621
MELBOURNE VIC 3001

BP Plus Fleet Control Report

Account Enquiries: BP Accounts Receivable Telephone: 1800 225 527



CITY OF COCKBURN
Accounts Payable (Invoice Only) PO
067775
PO Box 1215
BIBRA LAKE DC PRIVATE BOXES WA
6965

CITY OF COCKBURN

Account Number: **0050188034**
Period Starting: **01/11/2024**

Customer Number: **0115405338**
Period Ending: **30/11/2024**

Page: 29 of 38
Date: 30/11/2024

Card Number Vehicle/Driver	Date	Time	Purchase Location	Site No.	Receipt Number	Customer Reference	Product/Service					Odo meter (km)	KM Span	Litres/ 100km	Cents /km	
							Description	CPL Price	Litres	Total Exc GST (\$)	GST (\$)					Total Inc GST (\$)
Cost Centre			5742				DIESEL		472.30	732.36	73.23	805.59				
							TOTAL	THIS PERIOD YEAR TO DATE	472.30 7,040.44	732.36 11,739.06	73.23 1,173.79	805.59 12,912.85		2663 61810	17.7 11.4	30.3 20.9
7050 15405338 04326 1HWC303 5752 WHITE FORD RANGER	31/10/24 02/11/24	05:45:48 05:40:02	BIBRA LAKE	WA	7451	059343	ULSD G10	165.90 P	25.28	38.13	3.81	41.94	92768	256	9.9	16.4
			BIBRA LAKE	WA	7451	059604	ULSD G10	165.90 P	33.98	51.25	5.12	56.37	943082			
	03/11/24 05/11/24	05:15:24 05:54:34	SUCCESS	WA	5992	037217	ULT DSL	168.74	18.88	28.96	2.90	31.86	93235			
			BIBRA LAKE	WA	7451	015328	ULT DSL	168.90 P	42.45	65.18	6.52	71.70	93674	439	9.7	16.3
	06/11/24 06/11/24	04:59:01 22:28:02	BIBRA LAKE	WA	7451	059729	ULT DSL	168.90 P	16.88	25.92	2.59	28.51	93836	162	10.4	17.6
			COCKBURN CENTRAL	WA	7395	005949	ULT DSL	172.65	22.25	34.92	3.49	38.41	94046	210	10.6	18.3
	11/11/24 13/11/24	17:00:31 23:44:56	SPEARWOOD	WA	6443	020704	ULT DSL	172.90 P	48.77	76.65	7.67	84.32	94520	474	10.3	17.8
			SPEARWOOD	WA	6443	020798	ULT DSL	174.19	47.82	75.73	7.57	83.30	94960	440	10.9	18.9
	14/11/24 15/11/24	23:33:01 23:29:17	SPEARWOOD	WA	6443	020628	ULT DSL	174.19	15.49	24.53	2.45	26.98	95106	146	10.6	18.5
			SUCCESS	WA	5992	037738	ULT DSL	174.19	20.13	31.87	3.19	35.06	95296	190	10.6	18.5
	16/11/24 17/11/24	23:36:44 23:37:22	COCKBURN CENTRAL	WA	7395	066022	ULT DSL	174.90 P	18.47	29.36	2.94	32.30	95485	189	9.8	17.1
			SPEARWOOD	WA	6443	020896	ULT DSL	174.19	21.68	34.33	3.43	37.76	95640	155	14.0	24.4
	18/11/24 20/11/24	23:37:57 05:35:31	SPEARWOOD	WA	6443	020931	ULT DSL	173.31	20.09	31.65	3.17	34.82	95801	161	12.5	21.6
			BIBRA LAKE	WA	7451	060750	ULT DSL	169.90 P	36.29	56.05	5.61	61.66	296190			
	20/11/24 21/11/24	23:22:08 22:53:22	COCKBURN CENTRAL	WA	7395	006340	ULT DSL	174.90 P	23.67	37.64	3.76	41.40	96419			
			COCKBURN CENTRAL	WA	7395	006388	ULT DSL	174.90 P	19.50	31.01	3.10	34.11	96616	197	9.9	17.3
	22/11/24 24/11/24	23:00:49 23:43:51	COCKBURN CENTRAL	WA	7395	006416	ULT DSL	174.90 P	24.40	38.80	3.88	42.68	96855	239	10.2	17.9
			SPEARWOOD	WA	6443	021113	ULT DSL	173.31	41.44	65.29	6.53	71.82	97250	395	10.5	18.2
	25/11/24 26/11/24	23:39:40 22:07:15	SPEARWOOD	WA	6443	021156	ULT DSL	173.12	23.90	37.62	3.76	41.38	97478	228	10.5	18.1
			COCKBURN CENTRAL	WA	7395	066666	ULT DSL	174.90 P	21.99	34.96	3.50	38.46	97653	175	12.6	22.0
	27/11/24 28/11/24	23:13:08 23:35:24	COCKBURN CENTRAL	WA	7395	066739	ULT DSL	175.12	16.92	26.94	2.69	29.63	97828	175	9.7	16.9
			SUCCESS	WA	5992	038290	ULT DSL	173.12	19.00	29.90	2.99	32.89	97980	152	12.5	21.6
	29/11/24	23:42:18	SPEARWOOD	WA	6443	021334	ULT DSL	173.12	20.62	32.45	3.25	35.70	98113	133	15.5	26.8
			DIESEL		599.90	939.14	93.92	1033.06								
							TOTAL	THIS PERIOD YEAR TO DATE	599.90 6,565.81	939.14 10,875.62	93.92 1,087.62	1,033.06 11,963.24		4516 57197	13.3 11.5	22.9 20.9
							DIESEL		599.90	939.14	93.92	1033.06				
Cost Centre			5752				TOTAL	THIS PERIOD YEAR TO DATE	599.90 6,565.81	939.14 10,875.62	93.92 1,087.62	1,033.06 11,963.24		4516 57197	13.3 11.5	22.9 20.9
							DIESEL		599.90	939.14	93.92	1033.06				
	01/11/24 04/11/24	18:40:50 18:50:17	BIBRA LAKE	WA	7451	059501	ULT DSL	168.90 P	43.97	67.52	6.75	74.27	52156	116	37.9	64.0
			BIBRA LAKE	WA	7451	059637	ULT DSL	168.90 P	41.16	63.20	6.32	69.52	52882	726	5.7	9.6
	08/11/24 10/11/24	06:55:29 17:44:36	BIBRA LAKE	WA	7451	059918	ULSD G10	166.90 P	63.49	96.33	9.63	105.96	53518	636	10.0	16.7
			BIBRA LAKE	WA	7451	060060	ULSD G10	166.90 P	51.67	78.40	7.84	86.24	54053	535	9.7	16.1
	12/11/24 14/11/24	16:20:04 17:37:56	BIBRA LAKE	WA	7451	060208	ULSD G10	166.90 P	32.44	49.22	4.92	54.14	54368	315	10.3	17.2
			BIBRA LAKE	WA	7451	060399	ULT DSL	169.90 P	39.38	60.83	6.08	66.91	54747	379	10.4	17.7

BP Australia Pty Ltd
A.B.N. 53 004 085 616
GPO Box 1621
MELBOURNE VIC 3001

BP Plus
Fleet Control Report

Account Enquiries: BP Accounts Receivable Telephone: 1800 225 527



CITY OF COCKBURN
Accounts Payable (Invoice Only) PO
067775
PO Box 1215
BIBRA LAKE DC PRIVATE BOXES WA
6965

Account Number: 0050188034 Customer Number: 0115405338
Period Starting: 01/11/2024 Period Ending: 30/11/2024

Page: 30 of 38
Date: 30/11/2024

Card Number Vehicle/Driver	Date	Time	Purchase Location	Site No.	Receipt Number	Customer Reference	Product/Service					Odo meter (km)	KM Span	Litres/ 100km	Cents /km
							Description	CPL Price	Litres	Total Exc GST (\$)	GST (\$)	Total Inc GST (\$)			
Cost Centre 7050 15405338 03807 1HFK120 5971 WHITE FORD RANGER UTILITY	15/11/24	17:51:03	BIBRA LAKE	WA	7451	015694	ULT DSL	169.90 P	16.44	25.39	2.54	27.93	54918	171	9.6 16.3
	16/11/24	17:49:58	BIBRA LAKE	WA	7451	060539	ULT DSL	169.90 P	17.79	27.48	2.75	30.23	55101	183	9.7 16.5
	17/11/24	17:45:02	BIBRA LAKE	WA	7451	060559	ULT DSL	169.90 P	19.51	30.14	3.01	33.15	55307	206	9.5 16.1
	19/11/24	16:39:00	BIBRA LAKE	WA	7451	060736	ULT DSL	169.90 P	49.63	76.65	7.67	84.32	55464	157	31.6 53.7
	21/11/24	05:51:41	BIBRA LAKE	WA	7451	060836	ULSD G10	167.90 P	19.35	29.54	2.95	32.49	56000	536	3.6 6.1
							DIESEL		394.83	604.70	60.46	665.16			
							TOTAL	THIS PERIOD	394.83	604.70	60.46	665.16		3960	10.0 16.8
							YEAR TO DATE		3,030.91	4,883.77	488.33	5,372.10		30812	9.8 17.4
							DIESEL		394.83	604.70	60.46	665.16			
							TOTAL	THIS PERIOD	394.83	604.70	60.46	665.16		3960	10.0 16.8
Cost Centre 7050 15405338 01223 1DPZ703 6181 WHITE TOYOTA HIACE COMMUTER	11/11/24	13:40:47	BIBRA LAKE	WA	7451	060114	ULT DSL	169.90 P	71.15	109.89	10.99	120.88	47116	745	9.6 16.2
	29/11/24	10:41:29	BIBRA LAKE	WA	7451	016040	ULT DSL	171.90 P	74.07	115.75	11.58	127.33	47890	774	9.6 16.5
							DIESEL		145.22	225.64	22.57	248.21			
							TOTAL	THIS PERIOD	145.22	225.64	22.57	248.21		1519	9.6 16.3
							YEAR TO DATE		906.98	1,476.39	147.65	1,624.04		8399	10.8 19.3
							DIESEL		145.22	225.64	22.57	248.21			
							TOTAL	THIS PERIOD	145.22	225.64	22.57	248.21		1519	9.6 16.3
							YEAR TO DATE		906.98	1,476.39	147.65	1,624.04		8399	10.8 19.3
	09/11/24	11:25:19	COCKBURN CENTRAL	WA	7395	006011	ULT DSL	172.65	49.50	77.69	7.77	85.46	777		
							DIESEL		49.50	77.69	7.77	85.46			
							TOTAL	THIS PERIOD	49.50	77.69	7.77	85.46			
							YEAR TO DATE		401.87	678.56	67.86	746.42		736	54.6 101.4

BP Australia Pty Ltd
A.B.N. 53 004 085 616
GPO Box 1621
MELBOURNE VIC 3001

BP Plus
Fleet Control Report

Account Enquiries: BP Accounts Receivable Telephone: 1800 225 527



CITY OF COCKBURN
Accounts Payable (Invoice Only) PO
067775
PO Box 1215
BIBRA LAKE DC PRIVATE BOXES WA
6965

CITY OF COCKBURN

Account Number: 0050188034Customer Number: 0115405338Page: 31 of 38

Period Starting: 01/11/2024Period Ending: 30/11/2024Date: 30/11/2024

Card Number Vehicle/Driver	Date	Time	Purchase Location	Site No.	Receipt Number	Customer Reference	Product/Service					Odo meter (km)	KM Span	Litres/100km	Cents /km
							Description	CPL Price	Litres	Total Exc GST (\$)	GST (\$)	Total Inc GST (\$)			
Cost Centre 7050 15405338 04136 1GGP946 6911 SILVER HYUNDAI I30 HATCH	31/10/24 22/11/24	10:01:52 10:25:38	BALDIVIS BIBRA LAKE	WA WA	7374 7451	011800 015864	DIESEL		49.50	77.69	7.77	85.46			
							TOTAL		49.50	77.69	7.77	85.46			
							THIS PERIOD		401.87	678.56	67.86	746.42		736	54.6
							YEAR TO DATE		401.87	678.56	67.86	746.42		736	54.6
							ULP UNM	164.30	40.58	60.61	6.06	66.67	55752	525	7.7
							ULP UNM	166.05	40.14	60.59	6.06	66.65	56291	539	7.4
							M/S		80.72	121.20	12.12	133.32			
							TOTAL		80.72	121.20	12.12	133.32		1064	7.6
							THIS PERIOD		647.57	1,029.60	102.96	1,132.56		6223	10.4
							YEAR TO DATE		647.57	1,029.60	102.96	1,132.56		6223	10.4
Cost Centre 7050 15405338 04441 1IAN776 6931 WHITE FORD RANGER	01/11/24 22/11/24	11:48:09 09:21:17	BIBRA LAKE BIBRA LAKE	WA WA	7451 7451	059464 015859	M/S		80.72	121.20	12.12	133.32			
							TOTAL		80.72	121.20	12.12	133.32		1064	7.6
							THIS PERIOD		647.57	1,029.60	102.96	1,132.56		6223	10.4
							YEAR TO DATE		647.57	1,029.60	102.96	1,132.56		6223	10.4
							ULSD G10	165.90 P	40.85	61.61	6.16	67.77	11411	484	8.4
							ULSD G10	167.90 P	57.18	87.28	8.73	96.01	119063		14.0
							DIESEL		98.03	148.89	14.89	163.78			
							TOTAL		98.03	148.89	14.89	163.78		484	20.3
							THIS PERIOD		1,143.52	1,867.24	186.72	2,053.96		8433	13.6
							YEAR TO DATE		1,143.52	1,867.24	186.72	2,053.96		8433	13.6
Cost Centre 7050 15405338 04433 1IAN778 6941 WHITE FORD RANGER	07/11/24 22/11/24	11:57:09 13:08:06	BIBRA LAKE BIBRA LAKE	WA WA	7451 7451	059859 015877	DIESEL		98.03	148.89	14.89	163.78			
							TOTAL		98.03	148.89	14.89	163.78		484	20.3
							THIS PERIOD		1,143.52	1,867.24	186.72	2,053.96		8433	13.6
							YEAR TO DATE		1,143.52	1,867.24	186.72	2,053.96		8433	13.6
							ULT DSL	169.90 P	73.05	112.83	11.28	124.11	12238	765	9.5
							ULT DSL	170.90 P	73.78	114.63	11.46	126.09	13016	778	9.5
							DIESEL		146.83	227.46	22.74	250.20			
							TOTAL		146.83	227.46	22.74	250.20		1543	9.5
							THIS PERIOD		1,100.96	1,818.41	181.82	2,000.23		11613	9.5
							YEAR TO DATE		1,100.96	1,818.41	181.82	2,000.23		11613	9.5

BP Australia Pty Ltd
A.B.N. 53 004 085 616
GPO Box 1621
MELBOURNE VIC 3001

BP Plus
Fleet Control Report

Account Enquiries: BP Accounts Receivable Telephone: 1800 225 527



CITY OF COCKBURN
Accounts Payable (Invoice Only) PO
067775
PO Box 1215
BIBRA LAKE DC PRIVATE BOXES WA
6965

CITY OF COCKBURN

Account Number: 0050188034
Period Starting: 01/11/2024

Customer Number: 0115405338
Period Ending: 30/11/2024

Page: 32 of 38
Date: 30/11/2024

Card Number Vehicle/Driver	Date	Time	Purchase Location	Site No.	Receipt Number	Customer Reference	Product/Service					Odo meter (km)	KM Span	Litres/ 100km	Cents /km									
							Description	CPL Price	Litres	Total Exc GST (\$)	GST (\$)					Total Inc GST (\$)								
Cost Centre 7050 90000763 26726 11HH592 6951 WHITE FORD RANGER	31/10/24 20/11/24	06:52:12 11:42:30	BIBRA LAKE BIBRA LAKE	WA WA	7451 7451	015216 015810		DIESEL	146.83	227.46	22.74	250.20												
							TOTAL	THIS PERIOD	146.83	227.46	22.74	250.20		1543	9.5	16.2								
							YEAR TO DATE	1,100.96	1,818.41	181.82	2,000.23		11613	9.5	17.2									
								ULT DSL	168.90 P	66.27	101.75	10.18	111.93	2794	616	10.8	18.2							
								ULT DSL	170.90 P	58.68	91.16	9.12	100.28	3341	547	10.7	18.3							
								DIESEL	124.95	192.91	19.30	212.21												
							TOTAL	THIS PERIOD	124.95	192.91	19.30	212.21		1163	10.7	18.2								
							YEAR TO DATE	380.45	592.56	59.27	651.83		2984	12.7	21.8									
							Cost Centre 7050 15405338 04615 11HH589 6961 WHITE FORD RANGER UTE	06/11/24 18/11/24 27/11/24	08:36:09 08:59:03 14:40:44	BIBRA LAKE BIBRA LAKE BIBRA LAKE	WA WA WA	7451 7451 7451	059753 060588 061362		DIESEL	124.95	192.91	19.30	212.21					
														TOTAL	THIS PERIOD	124.95	192.91	19.30	212.21		1163	10.7	18.2	
														YEAR TO DATE	380.45	592.56	59.27	651.83		2984	12.7	21.8		
	ULSD G10	165.90 P	72.50	109.35	10.93	120.28								5854	862	8.4	14.0							
	ULSD G10	166.90 P	68.17	103.44	10.34	113.78								6575	721	9.5	15.8							
	ULT DSL	171.90 P	63.49	99.22	9.92	109.14								7237	662	9.6	16.5							
	DIESEL	204.16	312.01	31.19	343.20																			
TOTAL	THIS PERIOD	204.16	312.01	31.19	343.20									2245	9.1	15.3								
YEAR TO DATE	599.09	935.08	93.50	1,028.58		6108								9.8	16.8									
Cost Centre 7050 90000764 78360 11GU559 7433 SCHAEFFER ART LOADER - HOURS	01/11/24 04/11/24 06/11/24 08/11/24 09/11/24 12/11/24 14/11/24 16/11/24 19/11/24 21/11/24 22/11/24 26/11/24	06:16:52 06:59:33 06:40:07 06:19:40 14:26:08 06:44:30 06:42:27 06:56:35 06:41:08 06:41:34 07:33:22 06:37:18	BIBRA LAKE BIBRA LAKE BIBRA LAKE BIBRA LAKE BIBRA LAKE BIBRA LAKE BIBRA LAKE BIBRA LAKE BIBRA LAKE BIBRA LAKE BIBRA LAKE BIBRA LAKE	WA WA WA WA WA WA WA WA WA WA WA WA	7451 7451 7451 7451 7451 7451 7451 7451 7451 7451 7451 7451	059413 059678 059738 059911 060031 060143 015623 060502 015740 060842 015844 061181									ULSD G10	165.90 P	41.19	62.12	6.21	68.33	344	22	187.2	310.6
															ULSD G10	165.90 P	51.41	77.54	7.75	85.29	82024			
								ULSD G10	165.90 P	16.54	24.95	2.49	27.44	341										
								ULSD G10	166.90 P	39.47	59.89	5.99	65.88	777										
								ULSD G10	166.90 P	34.46	52.28	5.23	57.51	366										
								ULSD G10	166.90 P	23.02	34.93	3.49	38.42	372	6	383.7	640.3							
								ULSD G10	166.90 P	31.17	47.29	4.73	52.02	384	12	259.8	433.5							
								ULSD G10	166.90 P	48.80	74.05	7.40	81.45	398	14	348.6	581.8							
								ULSD G10	166.90 P	27.64	41.94	4.19	46.13	14										
								ULSD G10	167.90 P	37.01	56.49	5.65	62.14	423	409	9.0	15.2							
								ULSD G10	167.90 P	36.42	55.59	5.56	61.15	430	7	520.3	873.6							
								ULSD G10	168.90 P	39.89	61.25	6.12	67.37	441	11	362.6	612.5							

BP Australia Pty Ltd
A.B.N. 53 004 085 616
GPO Box 1621
MELBOURNE VIC 3001

BP Plus Fleet Control Report

Account Enquiries: BP Accounts Receivable Telephone: 1800 225 527



CITY OF COCKBURN
Accounts Payable (Invoice Only) PO
067775
PO Box 1215
BIBRA LAKE DC PRIVATE BOXES WA
6965

CITY OF COCKBURN

Account Number: **0050188034**
Period Starting: **01/11/2024**

Customer Number: **0115405338**
Period Ending: **30/11/2024**

Page: 33 of 38
Date: 30/11/2024

Card Number Vehicle/Driver	Date	Time	Purchase Location		Site No.	Receipt Number	Customer Reference	Product/Service					Odo meter (km)	KM Span	Litres/100km	Cents /km		
								Description	CPL Price	Litres	Total Exc GST (\$)	GST (\$)					Total Inc GST (\$)	
Cost Centre	29/11/24	06:40:18	BIBRA LAKE	WA	7451	061520		ULSD G10	168.90 P	25.87	39.72	3.97	43.69	452	11	235.2	397.2	
								DIESEL		452.89	688.04	68.78	756.82					
							TOTAL	THIS PERIOD		452.89	688.04	68.78	756.82					
							YEAR TO DATE		959.21	1,446.82	144.66	1,591.48						
								DIESEL		452.89	688.04	68.78	756.82					
	TOTAL	THIS PERIOD		452.89	688.04	68.78	756.82											
	YEAR TO DATE		959.21	1,446.82	144.66	1,591.48												
	7050 90000764 77594 1HHZ646 7454 MERC REAR LOADER - HOURS	02/11/24	06:55:00	BIBRA LAKE	WA	7451	059505		ULT DSL	168.90 P	138.18	212.17	21.22	233.39	5356	305	18.1	30.5
		04/11/24	06:07:11	BIBRA LAKE	WA	7451	059566		ULT DSL	168.90 P	55.06	84.55	8.45	93.00	5661			
		05/11/24	06:08:49	BIBRA LAKE	WA	7451	059646		AdBlue	199.90 P	18.02	32.75	3.27	36.02	5670			
							ULT DSL	168.90 P	102.02	156.65	15.66	172.31						
06/11/24		09:57:53	BIBRA LAKE	WA	7451	015401		ULT DSL	168.90 P	121.29	186.24	18.62	204.86	5683				
07/11/24		06:08:59	BIBRA LAKE	WA	7451	059822		ULT DSL	169.90 P	63.36	97.86	9.79	107.65	5678				
08/11/24		06:15:04	BIBRA LAKE	WA	7451	059910		ULT DSL	169.90 P	89.11	137.64	13.76	151.40	5697				
11/11/24		06:08:41	BIBRA LAKE	WA	7451	060068		AdBlue	199.90 P	16.80	30.53	3.05	33.58	5705				
							ULT DSL	169.90 P	89.82	138.73	13.87	152.60						
12/11/24		06:21:05	BIBRA LAKE	WA	7451	060139		ULT DSL	169.90 P	92.64	143.09	14.31	157.40	5714				
13/11/24		06:05:07	BIBRA LAKE	WA	7451	060229		ULT DSL	169.90 P	77.44	119.61	11.96	131.57	5721				
14/11/24		06:12:47	BIBRA LAKE	WA	7451	060324		ULT DSL	169.90 P	79.48	122.76	12.28	135.04	5729				
15/11/24		06:19:19	BIBRA LAKE	WA	7451	060414		ULT DSL	169.90 P	81.12	125.29	12.53	137.82	5738				
18/11/24		06:08:33	BIBRA LAKE	WA	7451	015704		AdBlue	199.90 P	19.67	35.75	3.57	39.32	777				
							ULT DSL	169.90 P	94.06	145.28	14.53	159.81						
19/11/24	08:04:01	BIBRA LAKE	WA	7451	015747		ULT DSL	169.90 P	89.99	138.99	13.90	152.89	755					
20/11/24	09:31:11	BIBRA LAKE	WA	7451	015794		ULT DSL	170.90 P	121.91	189.40	18.94	208.34	5765					
22/11/24	06:14:54	BIBRA LAKE	WA	7451	060930		ULT DSL	170.90 P	136.91	212.71	21.27	233.98	5778					
25/11/24	06:07:04	BIBRA LAKE	WA	7451	061077		AdBlue	199.90 P	17.18	31.22	3.12	34.34	5787					
							ULT DSL	171.90 P	79.91	124.88	12.49	137.37						
26/11/24	14:57:44	BIBRA LAKE	WA	7451	061252		ULT DSL	171.90 P	113.18	176.87	17.69	194.56	5797					
28/11/24	07:24:35	BIBRA LAKE	WA	7451	061410		ULT DSL	171.90 P	107.78	168.43	16.84	185.27	5806					
29/11/24	06:06:48	BIBRA LAKE	WA	7451	061515		ULT DSL	171.90 P	70.69	110.47	11.05	121.52	5813					
							ADBLUE		71.67	130.25	13.01	143.26						
							DIESEL		1803.95	2791.62	279.16	3070.78						
						TOTAL	THIS PERIOD		1,875.62	2,921.87	292.17	3,214.04		435	431.2	738.9		
							YEAR TO DATE		3,338.58	5,132.41	513.24	5,645.65	599		557.4	942.5		

BP Australia Pty Ltd
A.B.N. 53 004 085 616
GPO Box 1621
MELBOURNE VIC 3001

BP Plus Fleet Control Report

Account Enquiries: BP Accounts Receivable Telephone: 1800 225 527



CITY OF COCKBURN
Accounts Payable (Invoice Only) PO
067775
PO Box 1215
BIBRA LAKE DC PRIVATE BOXES WA
6965

CITY OF COCKBURN

Account Number: **0050188034**
Period Starting: **01/11/2024**

Customer Number: **0115405338**
Period Ending: **30/11/2024**

Page: 34 of 38
Date: 30/11/2024

Card Number Vehicle/Driver	Date	Time	Purchase Location	Site No.	Receipt Number	Customer Reference	Product/Service					Odo meter (km)	KM Span	Litres/ 100km	Cents /km
							Description	CPL Price	Litres	Total Exc GST (\$)	GST (\$)	Total Inc GST (\$)			
Cost Centre			7454				ADBLUE DIESEL		71.67 1803.96	130.25 2791.62	13.01 279.16	143.26 3070.78			
							TOTAL	THIS PERIOD	1,875.62	2,921.87	292.17	3,214.04		435	431.2
							YEAR TO DATE		3,338.58	5,132.41	513.24	5,645.65		599	557.4
															942.5
7050 90000764 78311 1HHZ645 7473 MERC REAR LOADER - HOURS	01/11/24 02/11/24	06:15:28 06:57:22	BIBRA LAKE BIBRA LAKE	WA WA	7451 7451	059411 059506	ULSD G10	165.90 P	143.51	216.44	21.64	238.08	67966	98	146.4
							AdBlue	199.90 P	21.68	39.40	3.94	43.34	518		242.9
	04/11/24 06/11/24	07:00:52 06:42:57	BIBRA LAKE BIBRA LAKE	WA WA	7451 7451	015295 059739	ULSD G10	165.90 P	76.44	115.28	11.53	126.81			
							ULSD G10	165.90 P	104.01	156.86	15.69	172.55	68268		
	08/11/24 09/11/24	06:20:33 14:26:57	BIBRA LAKE BIBRA LAKE	WA WA	7451 7451	059912 060032	ULSD G10	165.90 P	87.82	132.45	13.24	145.69	6840		
							ULSD G10	166.90 P	79.60	120.77	12.08	132.85	68523		
							AdBlue	199.90 P	11.55	20.99	2.10	23.09	68602	79	14.6
							ULSD G10	166.90 P	65.12	98.81	9.88	108.69			29.2
	12/11/24 14/11/24	06:45:03 06:43:23	BIBRA LAKE BIBRA LAKE	WA WA	7451 7451	060144 015624	ULSD G10	166.90 P	67.25	102.05	10.21	112.26	68664	62	108.5
							ULSD G10	166.90 P	97.14	147.39	14.74	162.13	68791	127	181.1
	16/11/24 19/11/24	06:58:37 06:43:09	BIBRA LAKE BIBRA LAKE	WA WA	7451 7451	060503 015741	ULSD G10	166.90 P	88.40	134.13	13.41	147.54	67018		127.7
							ULSD G10	166.90 P	92.76	140.75	14.07	154.82	69036	2018	4.6
	21/11/24 22/11/24	06:42:26 07:34:57	BIBRA LAKE BIBRA LAKE	WA WA	7451 7451	060843 015846	ULSD G10	167.90 P	99.29	151.55	15.16	166.71	69976	940	7.7
							ULSD G10	167.90 P	65.12	99.40	9.94	109.34	69269		17.7
	26/11/24 29/11/24	06:40:21 06:43:41	BIBRA LAKE BIBRA LAKE	WA WA	7451 7451	061182 016020	ULSD G10	168.90 P	118.79	182.40	18.24	200.64	69471	202	58.8
							ULSD G10	168.90 P	119.44	183.39	18.34	201.73	69630	159	99.3
							ADBLUE DIESEL		33.23 1304.70	60.39 1981.67	6.04 198.17	66.43 2179.84			
							TOTAL	THIS PERIOD	1,337.93	2,042.06	204.21	2,246.27		3685	36.3
							YEAR TO DATE		2,432.86	3,696.79	369.68	4,066.47		5711	71.2
Cost Centre			7473				ADBLUE DIESEL		33.23 1304.70	60.39 1981.67	6.04 198.17	66.43 2179.84			
							TOTAL	THIS PERIOD	1,337.93	2,042.06	204.21	2,246.27		3685	36.3
							YEAR TO DATE		2,432.86	3,696.79	369.68	4,066.47		5711	71.2
7050 15405338 00787 1DMM606 7602 WHITE IZUZU TRUCK	18/11/24 26/11/24	13:44:46 08:26:54	PIARA WATERS PIARA WATERS	WA WA	1110 1110	020032 020380	ULT DSL	172.90 P	76.15	119.69	11.97	131.66	58383	168	45.3
							ULT DSL	172.90 P	77.60	121.97	12.20	134.17	58474	91	78.4
	29/11/24	08:23:36	COCKBURN CENTRAL	WA	7395	066845	ULSD G10	174.12	80.73	127.79	12.78	140.57	142538		147.4
							DIESEL		234.48	369.45	36.95	406.40			
							TOTAL	THIS PERIOD	234.48	369.45	36.95	406.40		259	90.5
							YEAR TO DATE		2,215.40	3,714.25	371.44	4,085.69		1892	215.9

BP Australia Pty Ltd
A.B.N. 53 004 085 616
GPO Box 1621
MELBOURNE VIC 3001

BP Plus
Fleet Control Report

Account Enquiries: BP Accounts Receivable Telephone: 1800 225 527



CITY OF COCKBURN
Accounts Payable (Invoice Only) PO
067775
PO Box 1215
BIBRA LAKE DC PRIVATE BOXES WA
6965

CITY OF COCKBURN

Account Number: 0050188034 Customer Number: 0115405338
Period Starting: 01/11/2024 Period Ending: 30/11/2024

Page: 35 of 38
Date: 30/11/2024

Card Number Vehicle/Driver	Date	Time	Purchase Location	Site No.	Receipt Number	Customer Reference	Product/Service					Odo meter (km)	KM Span	Litres/ 100km	Cents /km										
							Description	CPL Price	Litres	Total Exc GST (\$)	GST (\$)					Total Inc GST (\$)									
Cost Centre 7050 90000764 78337 1GHM244 7701 UD REAR LOADER - HOURS	31/10/24 01/11/24 07/11/24 09/11/24 15/11/24 25/11/24 26/11/24 26/11/24	05:57:40 09:26:38 06:41:44 14:29:26 06:41:41 07:20:59 06:41:17 14:19:05	7602 BIBRA LAKE BIBRA LAKE BIBRA LAKE BIBRA LAKE BIBRA LAKE BIBRA LAKE BIBRA LAKE BIBRA LAKE	WA WA WA WA WA WA WA WA	7451 7451 7451 7451 7451 7451 7451 7451	059344 015261 059829 060033 060422 061090 061183 061248		DIESEL	234.48	369.45	36.95	406.40													
							TOTAL	THIS PERIOD YEAR TO DATE	234.48 2,215.40	369.45 3,714.25	36.95 371.44	406.40 4,085.69		259 1892	90.5 117.1	156.9 215.9									
								ULSD G10	165.90 P	88.35	133.25	13.32	146.57	107413	146	60.5	100.4								
								ULSD G10	165.90 P	63.67	96.03	9.60	105.63	107609	196	32.5	53.9								
								ULSD G10	166.90 P	118.61	179.96	18.00	197.96	107863	254	46.7	77.9								
								ULT DSL	169.90 P	109.77	169.55	16.95	186.50	108072	209	52.5	89.2								
								ULSD G10	166.90 P	126.92	192.57	19.26	211.83	108321	249	51.0	85.1								
								ULSD G10	168.90 P	57.40	88.14	8.81	96.95	108435	114	50.4	85.0								
								ULSD G10	168.90 P	35.32	54.24	5.42	59.66	4227											
								ULSD G10	168.90 P	24.61	37.79	3.78	41.57	4223											
	DIESEL		624.65	951.53	95.14	1046.67																			
TOTAL	THIS PERIOD YEAR TO DATE	624.65 1,049.61	951.53 1,593.44	95.14 159.33	1,046.67 1,752.77		1168 1386	53.5 75.7	89.6 126.5																
Cost Centre 7050 15405338 03757 1HDS430 7922 WHITE FORD RANGER UTILITY	07/11/24 20/11/24	10:51:38 14:31:01	7701 BIBRA LAKE BIBRA LAKE	WA WA	7451 7451	015442 015815		DIESEL	624.65	951.53	95.14	1046.67													
							TOTAL	THIS PERIOD YEAR TO DATE	624.65 1,049.61	951.53 1,593.44	95.14 159.33	1,046.67 1,752.77		1168 1386	53.5 75.7	89.6 126.5									
								ULT DSL	169.90 P	65.64	101.38	10.14	111.52	74407	723	9.1	15.4								
								ULT DSL	170.90 P	67.10	104.25	10.42	114.67	75119	712	9.4	16.1								
								DIESEL		132.74	205.63	20.56	226.19												
							TOTAL	THIS PERIOD YEAR TO DATE	132.74 1,390.02	205.63 2,301.69	20.56 230.18	226.19 2,531.87		1435 14998	9.3 9.3	15.8 16.9									
							Cost Centre 7050 15405338 02692 1GJT235 7951 WHITE HYUNDAI I30 HATCH	27/11/24	08:25:19	7922 COCKBURN CENTRAL	WA	7395	066705		DIESEL	132.74	205.63	20.56	226.19						
														TOTAL	THIS PERIOD YEAR TO DATE	132.74 1,390.02	205.63 2,301.69	20.56 230.18	226.19 2,531.87		1435 14998	9.3 9.3	15.8 16.9		
															ULT DSL	175.12	45.34	72.18	7.22	79.40	104763				

BP Australia Pty Ltd
A.B.N. 53 004 085 616
GPO Box 1621
MELBOURNE VIC 3001

BP Plus
Fleet Control Report

Account Enquiries: BP Accounts Receivable Telephone: 1800 225 527



CITY OF COCKBURN
Accounts Payable (Invoice Only) PO
067775
PO Box 1215
BIBRA LAKE DC PRIVATE BOXES WA
6965

Account Number: 0050188034 Customer Number: 0115405338
Period Starting: 01/11/2024 Period Ending: 30/11/2024

Page: 36 of 38
Date: 30/11/2024

CITY OF COCKBURN

Card Number Vehicle/Driver	Date	Time	Purchase Location	Site No.	Receipt Number	Customer Reference	Product/Service					Odo meter (km)	KM Span	Litres/ 100km	Cents /km	
							Description	CPL Price	Litres	Total Exc GST (\$)	GST (\$)					Total Inc GST (\$)
Cost Centre 7050 15405338 04243 1HTF631 7952 WHITE FORD RANGER UTILITY	12/11/24	10:49:22	7951 COCKBURN CENTRAL WA	7395	006086		DIESEL	45.34	72.18	7.22	79.40					
						TOTAL	THIS PERIOD	45.34	72.18	7.22	79.40					
							YEAR TO DATE	655.73	1,087.77	108.78	1,196.55		7493	8.8	16.0	
							DIESEL	45.34	72.18	7.22	79.40					
						TOTAL	THIS PERIOD	45.34	72.18	7.22	79.40					
							YEAR TO DATE	655.73	1,087.77	108.78	1,196.55		7493	8.8	16.0	
Cost Centre 7050 15405338 02601 1GIR690 7961 WHITE MITSUBISHI TRITON UTE	23/11/24	08:39:45	7962 BIBRA LAKE WA	7451	061027		ULT DSL	172.90 P	59.29	93.19	9.32	102.51	17262	599	9.9	17.1
							DIESEL	59.29	93.19	9.32	102.51					
						TOTAL	THIS PERIOD	59.29	93.19	9.32	102.51		599	9.9	17.1	
							YEAR TO DATE	775.60	1,268.32	126.82	1,395.14		5216	14.9	26.7	
							DIESEL	59.29	93.19	9.32	102.51					
						TOTAL	THIS PERIOD	59.29	93.19	9.32	102.51		599	9.9	17.1	
Cost Centre 7050 15405338 02635 1GJF670 7981 WHITE HYUNDAI I30 HATCH	20/11/24	12:33:48	7961 COCKBURN CENTRAL WA	7395	066264		ULT DSL	170.90 P	56.25	87.39	8.74	96.13	49230	400	14.1	24.0
							DIESEL	56.25	87.39	8.74	96.13					
						TOTAL	THIS PERIOD	56.25	87.39	8.74	96.13		400	14.1	24.0	
							YEAR TO DATE	645.69	1,062.78	106.28	1,169.06		5536	11.7	21.1	
							DIESEL	56.25	87.39	8.74	96.13					
						TOTAL	THIS PERIOD	56.25	87.39	8.74	96.13		400	14.1	24.0	

BP Australia Pty Ltd
A.B.N. 53 004 085 616
GPO Box 1621
MELBOURNE VIC 3001

BP Plus
Fleet Control Report

Account Enquiries: BP Accounts Receivable Telephone: 1800 225 527



CITY OF COCKBURN
Accounts Payable (Invoice Only) PO
067775
PO Box 1215
BIBRA LAKE DC PRIVATE BOXES WA
6965

CITY OF COCKBURN

Account Number: 0050188034Customer Number: 0115405338Page: 37 of 38

Period Starting: 01/11/2024Period Ending: 30/11/2024Date: 30/11/2024

Card Number Vehicle/Driver	Date	Time	Purchase Location	Site No.	Receipt Number	Customer Reference	Product/Service					Odo meter (km)	KM Span	Litres/ 100km	Cents /km	
							Description	CPL Price	Litres	Total Exc GST (\$)	GST (\$)					Total Inc GST (\$)
Cost Centre			7981				DIESEL	48.37	76.91	7.69	84.60					
						TOTAL	THIS PERIOD	48.37	76.91	7.69	84.60					
						YEAR TO DATE	377.79	624.58	62.47	687.05		4492	8.4	15.3		
							DIESEL	48.37	76.91	7.69	84.60					
						TOTAL	THIS PERIOD	48.37	76.91	7.69	84.60					
						YEAR TO DATE	377.79	624.58	62.47	687.05		4492	8.4	15.3		
							ULSD G10	164.90 P	50.43	75.60	7.56	83.16	348	16	315.2	519.8
							ULSD G10	165.90 P	19.62	29.59	2.96	32.55	348			
							ULSD G10	166.90 P	18.97	28.78	2.88	31.66	373	25	75.9	126.6
							ULT DSL	169.90 P	20.71	31.99	3.20	35.19	380	7	295.9	502.7
7050 90000764 78345 11GU560 8401 SCHAFFER ART LOADER - HOURS	04/11/24	09:07:32	MANNING	WA	6227	853971	ULT DSL	169.90 P	21.32	32.93	3.29	36.22	387	7	304.6	517.4
	05/11/24	06:08:13	BIBRA LAKE	WA	7451	059645	ULT DSL	169.90 P	20.76	32.06	3.21	35.27	393	6	346.0	587.8
	08/11/24	06:14:22	BIBRA LAKE	WA	7451	059909	ULT DSL	169.90 P	20.00	30.89	3.09	33.98	394	1	2000.0	3398.0
	11/11/24	06:07:40	BIBRA LAKE	WA	7451	060067	ULT DSL	169.90 P	20.86	32.22	3.22	35.44	408	14	149.0	253.1
	12/11/24	06:15:24	BIBRA LAKE	WA	7451	060136	ULSD G10	166.90 P	35.32	53.59	5.36	58.95	413	5	706.4	1179.0
	13/11/24	06:06:16	BIBRA LAKE	WA	7451	060230	ULSD G10	166.90 P	21.02	31.89	3.19	35.08	420	7	300.3	501.1
	14/11/24	06:14:34	BIBRA LAKE	WA	7451	060325	ULSD G10	167.90 P	46.78	71.40	7.14	78.54	437	17	275.2	462.0
	15/11/24	06:18:52	BIBRA LAKE	WA	7451	060413	ULSD G10	168.90 P	46.94	72.07	7.21	79.28	443	6	782.3	1321.3
	18/11/24	06:06:13	BIBRA LAKE	WA	7451	060566	DIESEL		342.73	523.01	52.31	575.32				
	19/11/24	08:05:07	BIBRA LAKE	WA	7451	015748	TOTAL	THIS PERIOD	342.73	523.01	52.31	575.32		111	308.8	518.3
22/11/24	06:14:27	BIBRA LAKE	WA	7451	060929	YEAR TO DATE	739.86	1,116.85	111.69	1,228.54		212	349.0	579.5		
26/11/24	14:57:51	BIBRA LAKE	WA	7451	015954		DIESEL	342.73	523.01	52.31	575.32					
Cost Centre			8401				DIESEL	342.73	523.01	52.31	575.32					
						TOTAL	THIS PERIOD	342.73	523.01	52.31	575.32		111	308.8	518.3	
						YEAR TO DATE	739.86	1,116.85	111.69	1,228.54		212	349.0	579.5		
							DIESEL	342.73	523.01	52.31	575.32					
						TOTAL	THIS PERIOD	342.73	523.01	52.31	575.32		111	308.8	518.3	
						YEAR TO DATE	739.86	1,116.85	111.69	1,228.54		212	349.0	579.5		
							ULP 95 UNM	173.28	50.20	79.08	7.91	86.99	777			
							ULP 95 UNM	173.28	13.93	21.95	2.19	24.14	777			
							ULP 95 UNM	172.45	23.15	36.29	3.63	39.92	777			
							M/S	87.28	137.32	13.73	151.05					
7050 15405338 02593 OTHER Other OTHER	11/11/24	10:38:06	SPEARWOOD	WA	6443	020683	TOTAL	THIS PERIOD	87.28	137.32	13.73	151.05				
	15/11/24	13:13:04	SPEARWOOD	WA	6443	020845	YEAR TO DATE	902.92	1,490.07	148.98	1,639.05		3647	24.8	44.9	
	20/11/24	11:07:16	SPEARWOOD	WA	6443	020995										

BP Australia Pty Ltd
A.B.N. 53 004 085 616
GPO Box 1621
MELBOURNE VIC 3001

BP Plus
Fleet Control Report

Account Enquiries: BP Accounts Receivable Telephone: 1800 225 527



CITY OF COCKBURN
Accounts Payable (Invoice Only) PO
067775
PO Box 1215
BIBRA LAKE DC PRIVATE BOXES WA
6965

CITY OF COCKBURN

Account Number: 0050188034

Customer Number: 0115405338

Page: 38 of 38

Period Starting: 01/11/2024

Period Ending: 30/11/2024

Date: 30/11/2024

Card Number Vehicle/Driver	Date	Time	Purchase Location	Site No.	Receipt Number	Customer Reference	Product/Service					Odo meter (km)	KM Span	Litres/ 100km	Cents /km
							Description	CPL Price	Litres	Total Exc GST (\$)	GST (\$)				
Cost Centre			Other				M/S	87.28	137.32	13.73	151.05				
						TOTAL	THIS PERIOD	87.28	137.32	13.73	151.05				
						YEAR TO DATE	902.92	1,490.07	148.98	1,639.05		3647	24.8	44.9	
CUSTOMER TOTAL							ADBLUE	104.90	190.64	19.05	209.69				
							DIESEL	18440.38	28523.86	2852.28	31376.14				
							M/S	1401.37	2104.03	210.41	2314.44				
						GRAND TOTAL	THIS PERIOD	19,946.65	30,818.53	3,081.74	33,900.27		122827	16.2	27.6
							YEAR TO DATE	175,214.49	287,161.74	28,715.84	315,877.58		1356253	12.9	23.3

14.2.3 (2025/MINUTE NO 0007) Monthly Financial Report - November and December 2024

Executive Director Corporate and System Services

Author Head of Finance

Attachments 1. Financial Report - December 2024 [↓](#)
2. Financial Report - November 2024 [↓](#)

Council Decision

MOVED Cr T Widenbar SECONDED Cr T Dewan

That Council ADOPTS the Monthly Financial Report containing the Statement of Financial Activity and other financial information for the months of November and December 2024, as attached to the Agenda.

CARRIED 9/0

Background

Local Government (Financial Management) Regulations 1996 prescribe that a Local Government is to prepare each month a Statement of Financial Activity.

Regulation 34(2) requires the Statement of Financial Activity to be accompanied by documents containing:

1. Details of the composition of the closing net current assets (less restricted and committed assets).
2. Explanation for each material variance identified between year to date (YTD) budgets and actuals.
3. Any other supporting information considered relevant by the Local Government.

Regulation 34(4)(a) prescribes that the Statement of Financial Activity and accompanying documents are to be presented to Council within two months after the end of the month to which the statement relates.

The regulations require the information reported in the statement to be shown either by nature or type, statutory program, or business unit.

The City has chosen to report the information according to nature or type and organisational business structure.

Local Government (Financial Management) Regulations 1996 - Regulation 34 (5) states "Each financial year, a Local Government is to adopt a percentage or value, calculated in accordance with the Australian Accounting Standards, to be used in statements of financial activity for reporting material variances."

This regulation requires Council to annually set a materiality threshold for the purpose of disclosing budget variances within monthly financial reporting.

The materiality threshold has been set by Council at \$300,000 for 2024-25(FY25).

Detailed analysis of budget variances is an ongoing exercise, with necessary budget amendments either submitted for Council approval through the Expenditure Review Committee or included in the City's mid-year budget review.

Submission

N/A

Report

The attached Financial Reports for November and December 2024 have been prepared in accordance with the *Local Government Act 1995* and the associated Financial Management Regulations. As there was no Council meeting held in January, the November 2024 financial report has been included to meet statutory requirements.

These have been reviewed, and the following commentary addresses key financial results and the City's budgetary performance up to the end of December.

Statement of Financial Position

This shows the City's financial position at the end of the month, compared to the end of the previous financial year. Net assets total \$1.902 billion at the end of the month (\$1.826 billion end of June 2024), mainly increasing due to the levy of the annual rates.

Opening Surplus

The audited opening surplus budget of \$19.69 million now reflects the adjustments adopted by Council in December. This is \$12.78 million greater than the previous revised budget of \$6.91 million (inclusive of \$5.91 million for carry forwards).

This additional surplus was reviewed at the Expenditure Review Committee meeting in November 2024 and recommended transfers to financial reserves were also adopted by Council at its December meeting (as per Council policy). These have been incorporated into the December financial report.

Closing Surplus

The City's YTD closing surplus to the end of December was \$106.77 million, compared to a YTD budget of \$82.77 million.

This represents a favourable budget variance of \$24.0 million, comprising the variances across the FY25 operating and capital budgets as detailed in this report.

The full year closing surplus is currently budgeted at \$166,617, slightly down on the adopted budget surplus of \$300,000. This will fluctuate throughout the year due to budget amendments adopted by Council (e.g., Expenditure Review Committee recommendations and the statutory mid-year budget review).

Operating Revenue

Operating revenue of \$172.39 million was \$3.37 million ahead of YTD budget for December.

The following table summarises the operating revenue budget performance by nature:

Revenue from operating activities	Amended		YTD Actual \$	YTD Variance \$
	Full Year Budget \$	YTD Budget \$		
Rates	133,800,000	133,554,503	133,709,033	154,530
Specified Area Rates	616,025	616,025	650,059	34,034
Fees & Charges	40,876,009	23,023,511	24,912,589	1,889,078
Service Charges	220,000	110,000	247,110	137,110
Operating Grants, Subsidies, Contributions	15,711,258	4,962,734	4,779,332	(183,402)
Interest Earnings	12,835,100	6,417,550	7,180,302	762,752
Profit/Loss on Sale of Assets	1,464,133	331,311	913,298	581,987
Total	205,522,525	169,015,634	172,391,723	3,376,089

Material variances in the City's operating revenue include the following budget items:

- Rates revenue was \$0.15 million ahead of YTD budget due to strong interim rating
- Interest earnings on term deposit investments outperformed the YTD budget by \$0.76 million and will require a mid-year review upwards adjustment
- Landfill fees were \$0.68 million ahead of the YTD budget, with delays to Waste to Energy (W2E) processing infrastructure driving additional tonnages through the gate
- Cockburn ARC fees and charges were ahead of YTD budget by \$0.68 million, a strong result given the gym expansion works in progress
- Operating grants & subsidies were \$0.47 million under YTD budget, with family day care subsidies showing a \$0.25 million shortfall
- Profit on disposal of fleet and plant assets was showing a positive variance of \$0.56 million, although this is a non-cash derived book value subject to further processing.

Operating Expenditure

Operating expenditure of \$98.47 million to the end of December was under YTD budget by \$5.68 million (or 2.7% of full year budget).

The following table summarises the operating expenditure budget variance performance by nature:

Expenditure from Operating Activities	Amended		YTD Actual \$	YTD Variance \$
	Full Year Budget \$	YTD Budget \$		
Employee costs	82,165,757	40,822,949	40,459,255	363,694
Materials & Contracts	60,309,312	27,942,032	22,062,576	5,879,456
Utility charges	6,521,338	3,169,078	3,004,937	164,141
Interest/Finance Costs	260,312	80,150	115,262	(35,112)
Insurance expenses	2,570,579	2,345,640	2,546,232	(200,592)
Other expenditure	12,686,562	7,383,726	7,844,333	(460,607)
Depreciation/Amortisation	46,190,627	22,421,772	22,445,868	(24,096)
Total	210,704,487	104,165,347	98,478,463	5,686,884

Material variances in the City's operating expenditure included the following budget items:

- Materials and contracts (\$5.87 million under YTD budget):
 - Cockburn ARC operating contract costs were \$0.71 million under YTD budget
 - Delay in Waste to Energy domestic waste processing causing an \$0.85 million contract underspend (City's waste continuing to be landfilled at internal cost)
 - Timing variance of \$0.40 million in the City of South Perth verge collection contract cost
 - Streets maintenance costs (streetscapes, verges, were \$0.52 million under YTD budget)
 - Organisation Review related costs are under YTD budget by \$0.31 million.
 - Software licencing costs were \$0.67 million over YTD budget, mainly due to increased Microsoft licencing costs
- Other expenditure (\$0.46 million over YTD budget) – landfill levy was \$0.71 million over YTD budget due to higher commercial tonnage volumes.

Capital Expenditure

Council adopted a capital works program of \$53.73 million in the FY25 annual budget, that is now at \$80.71 million following recognition of carry forwards and other adjustments adopted by Council.

The City has spent \$24.17 million on its capital program to the end of December, representing an underspend of \$11.35 million against YTD budget.

While the capital budget is showing a YTD cash underspend, the City currently has committed procurement contract expenditure of \$22.71M. This represents a total spend/commitment of \$46.88 million (58%) against the full year budget.

The following table shows the budget performance by asset class:

Capital Acquisitions	Amended		YTD Actual \$	YTD Variance \$
	Budget \$	YTD Budget \$		
Buildings	24,985,317	10,755,216	8,532,173	(2,223,043)
Furniture & Equipment	969,100	574,100	418,800	(155,300)
Plant and Equipment	13,302,290	4,786,573	3,507,184	(1,279,389)
Information Technology	1,450,137	819,118	352,411	(466,707)
Infrastructure - Roads	12,152,291	5,078,747	2,481,110	(2,597,636)
Infrastructure - Drainage	8,879,802	5,063,164	2,257,523	(2,805,641)
Infrastructure - Footpath	2,194,860	906,121	400,239	(505,882)
Infrastructure - Parks hard	8,180,809	4,373,887	2,977,908	(1,395,979)
Infrastructure - Landscaping	90,686	90,686	43,246	(47,440)
Infrastructure - Landfill site	6,862,554	1,947,881	3,024,457	1,076,576
Infrastructure - Marina	202,385	25,385	46,850	21,465
Infrastructure - Coastal	1,442,592	1,116,620	135,998	(980,622)
Total	80,712,823	35,537,497	24,177,899	(11,359,598)

Major variances identified in the City's capital program budget were identified as follows:

- Buildings (\$2.22 million under YTD budget):
 - ARC Expansion - \$0.54 million under YTD budget.
- Parks infrastructure (\$1.39 million under YTD budget):
 - Len Packham Court Rehabilitation - \$0.22 million under YTD budget
 - Rose Shanks Vehicle Access Tracks - \$0.20 million under YTD budget
 - Balboa tile repairs - \$0.19 million under YTD budget.
- Coastal Infrastructure (\$0.98 million under YTD budget):
 - CY O'Connor Fringing Reef - \$0.77 million under YTD budget.
- Drainage Infrastructure (\$2.80 million under YTD budget):
 - Marvell Avenue Drainage Improvements - \$0.95 million under YTD budget
 - Edeline Street Drainage Improvements - \$0.65 million under YTD budget
 - Parks Infrastructure Renewal Allocation - \$0.30 million under YTD budget.
- Roads Infrastructure (\$2.59 million under YTD budget):
 - Bennett Avenue Upgrade (Rollinson to Garston) – capital contribution \$1.1 million under YTD budget
 - Carrington & Forrest Rd Blackspot Program - \$0.90 million under YTD budget
 - Carrington Street (Winterfold to Healy) - \$0.30 million under YTD budget.

Non-Operating Grants, Subsidies and Contributions

The City's budget for capital grants and contributions is a net \$11.64 million.

This includes \$13.64 million in funding to be received, less an outgoing contribution of \$2 million for road reserve land acquisition.

There was \$1.40 million of non-operating grants or contributions recognised to the end of December, tracking under the YTD budget of \$3.33 million. Recognition of this capital revenue is tied to project completion (as per the Australian Accounting Standards).

Financial Reserves

A detailed schedule of the City's financial reserves is included in the financial report, showing a balance of \$203.08 million held at the end of December.

General revenue reserves were \$169.92 million, with the balance of \$33.16 million balance for restricted and legislated purposes (including \$14.68 million from developer contributions).

Transfers in and out of financial reserves are made in accordance with budgetary and statutory requirements with the end of year budget position currently showing a forecast balance of \$205.44 million.

Cash and Financial Assets

The City's closing cash and financial assets investment holding at the end of December totalled \$285.73 million (down from \$299.67 million in November).

This balance included financial assets (term deposits and investments) of \$270.74 million, and cash and cash equivalent holdings (cash at bank and at call deposits) of \$14.99 million.

\$203.82 million of these funds are internally and externally restricted, reflecting the City's financial reserves and cash liability for bonds and deposits held.

The remaining \$81.91 million represented unrestricted municipal funds for the City's operating activities and liabilities.

Investment Performance, Ratings and Maturity

The City's term deposit portfolio running yield has slightly increased to an annualised 4.92 percent as of 31 December (higher than 4.90 percent the month before).

There were no cash rate changes made by the Reserve Bank of Australia (RBA) during the reporting period, with the portfolio running yield continuing to outperform the City's KPI target rate of 4.85 percent (cash rate of 4.35 percent plus 0.50 percent performance margin). The timing of any future rate cuts will rely on forthcoming data.

One new investment was placed during the month of December at a rate of 4.90% for three years.

Current term deposit investments are fully compliant with Council's Investment Policy requirements, as indicated below:

Investment Policy Compliance		
Legislative Requirements	✓	Fully compliant
Portfolio Credit Rating Limit	✓	Fully compliant
Institutional Exposure Limits	✓	Fully compliant
Term to Maturity Limits	✓	Fully compliant

The portfolio also includes several reverse mortgage securities purchased under previous policy and statutory provisions.

These have a face value of \$2.316 million and market value of \$1.49 million, although the City currently carries them at a book value of \$0.741 million (net of a \$1.575 million impairment provision made several years ago).

The City receives interest and capital payments, with \$0.69million returned to date of the original \$3.0 million invested.

The City's investments were held with the following financial institutions as of 31 December (inclusive of accrued interest):

Issuer	Market Value	% Total Value
AMP Bank Ltd	4,683,198.06	1.68%
Australian Military Bank Limited	3,067,658.64	1.10%
Bank of Queensland Ltd	19,511,886.32	7.01%
Credit Union Australia Ltd t/as Great Southern Bank	6,207,410.94	2.23%
Defence Bank Ltd	10,823,191.80	3.89%
Emerald Reverse Mortgage Trust	1,504,597.47	0.54%
ING Bank Australia Limited	71,522,882.58	25.69%
Judo Bank	22,580,673.99	8.11%
National Australia Bank Ltd	43,064,765.71	15.47%
Rabobank Australia Ltd	78,606,888.36	28.24%
Suncorp Bank (Norfin Ltd) - Subsidiary of ANZ	11,252,365.76	4.04%
Westpac Banking Corporation Ltd	5,541,943.44	1.99%
Portfolio Total	278,367,463.04	100.00%

The City's short-term deposits (less than 12 months) comprised 52.0 percent (\$144.9 million) of the City's portfolio, compared to 49.6 percent (\$144.8 million) in November.

These were classified under the following credit ratings:

Market Value by Security Rating Group (Short Term)



Deposits invested between one and three years made up 48.0 percent (\$133.5 million) of the City's portfolio, compared to 50.4 percent (\$147.2 million) in November.

These were classified under following credit ratings:

Market Value by Security Rating Group (Long Term)



Investment in Fossil Fuel Free Banks

At month end, the City held \$77.82 million (28.6 percent) of its investment portfolio with banks considered non-funders of fossil fuel related industries (\$86.82 million 30.3 percent in November).

The amount invested with fossil fuel free banks fluctuates depending on the competitiveness of deposit rates being offered and the capacity of fossil fuel free banks to accept funds.

The City will endeavour to preference a fossil fuel free investment, given a similar deposit rate.

Rates Debt Recovery

The collectible rates and charges currently raised for 2024-25 (comprising net arrears, annual levies, and part year rating) totals \$159.73 million.

To the end of December, the City had collected \$112.14 million (70.2 percent), leaving a balance outstanding of \$47.59 million (29.8 percent).

The City also held prepayments for the following year's rates totalling \$0.98 million.

The City has raised \$0.24 million for underground power charges in FY25, being year two of a ten-year repayment plan.

In terms of overdue and delinquent rates accounts under formal or legal debt recovery processes, the City had 150 properties owing a total of \$0.80 million in combined rates and legal fees (79 properties and \$0.63 million in November). This increase reflects those properties falling into arrears for their 2024-25 annual rates.

Formal debt recovery activities are commenced when ratepayers have overdue rates and have not committed to instalment or other payment arrangements or sought relief under the City's Financial Hardship Policy.

Trade and Sundry Debtors

The City had \$3.39 million in outstanding trade and sundry debtors to the end of December (\$3.99 million in November).

Those debts overdue by more than 90 days made up \$0.41 million or 12.0 percent of total debts outstanding (\$0.39 million or 9.7 percent in November).

The 90-day debtors included \$140k owing from the Department of Education, \$60k from Burgess Rawson (commercial leasing), \$53k from Naval Base shacks, and \$162k from landfill customers. These debts are actively managed.

Strategic Plans/Policy ImplicationsListening & Leading

A community focused, sustainable, accountable, and progressive organisation.

- Best practice Governance, partnerships and value for money.

Budget/Financial Implications

Budget amendments are initially referred to Council's Expenditure Review Committee for recommendation to Council.

Council's adopted budget surplus for FY25 of \$300,000 has since decreased to \$166,617 due to Council decisions made throughout the year. Budget surplus changes are listed at Note 8 in the financial report.

Legal Implications

N/A

Community Consultation

N/A

Risk Management Implications

It is important that Council reviews the performance of its adopted budget monthly, focusing on revenue, expenditure, and the closing financial position.

This regular review ensures that Council remains informed and can identify any potential financial risks promptly.

Advice to Proponent(s)/Submitters

N/A

Implications of Section 3.18(3) *Local Government Act 1995*

Nil

CITY OF COCKBURN

MONTHLY FINANCIAL REPORT
(Containing the Statement of Financial Activity)
For the Period Ended 31 December 2024

LOCAL GOVERNMENT ACT 1995
LOCAL GOVERNMENT (FINANCIAL MANAGEMENT) REGULATIONS 1996

TABLE OF CONTENTS

Monthly Summary Information	2
Statement of Financial Activity by Nature or Type	4
Statement of Financial Activity by Business Unit	6
Statement of Financial Position	7
Basis of Preparation	8
Note 1 Statement of Financial Activity Information	9
Note 2 Cash and Financial Assets	10
Note 3 Disposal of Assets	11
Note 4 Capital Acquisitions	12
Note 5 Borrowings	13
Note 6 Cash Reserves	14
Note 7 Other Current Liabilities	16
Note 9 Budget Amendments	17
Note 10 Explanation of Material Variances	18

MONTHLY FINANCIAL REPORT
FOR THE PERIOD ENDED 31 DECEMBER 2024

SUMMARY INFORMATION

Funding surplus / (deficit) Components

	Funding surplus / (deficit)			
	Amended Budget	YTD Budget (a)	YTD Actual (b)	Var. \$ (b)-(a)
Opening	\$19.69 M	\$19.69 M	\$19.69 M	(\$0.00 M)
Closing	\$0.17 M	\$82.78 M	\$106.78 M	\$24.00 M

Refer to Statement of Financial Activity

Cash and financial assets		
	\$285.74 M	% of total
Unrestricted Cash	\$81.92 M	28.7%
Restricted Cash	\$203.82 M	71.3%

Refer to Note 2 - Cash and Financial Assets

Key Operating Activities

Amount attributable to operating activities			
Amended Budget	YTD Budget (a)	YTD Actual (b)	Var. \$ (b)-(a)
\$39.54 M	\$86.60 M	\$97.92 M	\$11.31 M

Refer to Statement of Financial Activity

Employee Cost		
YTD Actual	(\$40.46 M)	% Variance
YTD Budget	(\$40.82 M)	(0.9%)

Refer to Statement of Financial Activity

Rates Revenue		
YTD Actual	\$134.36 M	% Variance
YTD Budget	\$134.17 M	0.0%

Refer to Statement of Financial Activity

Fees and Charges		
YTD Actual	\$24.91 M	% Variance
YTD Budget	\$23.02 M	8.2%

Refer to Statement of Financial Activity

Materials & Contracts		
YTD Actual	(\$22.06 M)	% Variance
YTD Budget	(\$27.94 M)	(21.0%)

Refer to Statement of Financial Activity

Key Investing Activities

Amount attributable to investing activities			
Amended Budget	YTD Budget (a)	YTD Actual (b)	Var. \$ (b)-(a)
(\$66.12 M)	(\$30.93 M)	(\$21.86 M)	\$9.07 M

Refer to Statement of Financial Activity

Proceeds on sale		
YTD Actual	\$0.91 M	%
Amended Budget	\$2.94 M	31.0%

Refer to Note 3 - Disposal of Assets

Asset Acquisition		
YTD Actual	\$24.18 M	% Spent
Amended Budget	\$80.71 M	30.0%

Refer to Note 4 - Capital Acquisition

Capital Grants		
YTD Actual	(\$1.41 M)	% Received
Amended Budget	(\$10.60 M)	13.3%

Refer to Note 4 - Capital Acquisition

Key Financing Activities

Amount attributable to financing activities			
Amended Budget	YTD Budget (a)	YTD Actual (b)	Var. \$ (b)-(a)
\$7.05 M	\$7.41 M	\$11.03 M	\$3.62 M

Refer to Statement of Financial Activity

Borrowings	
Principal repayments	\$1.25 M
Interest expense	\$0.10 M
Principal due	\$3.75 M

Refer to Note 5 - Borrowings

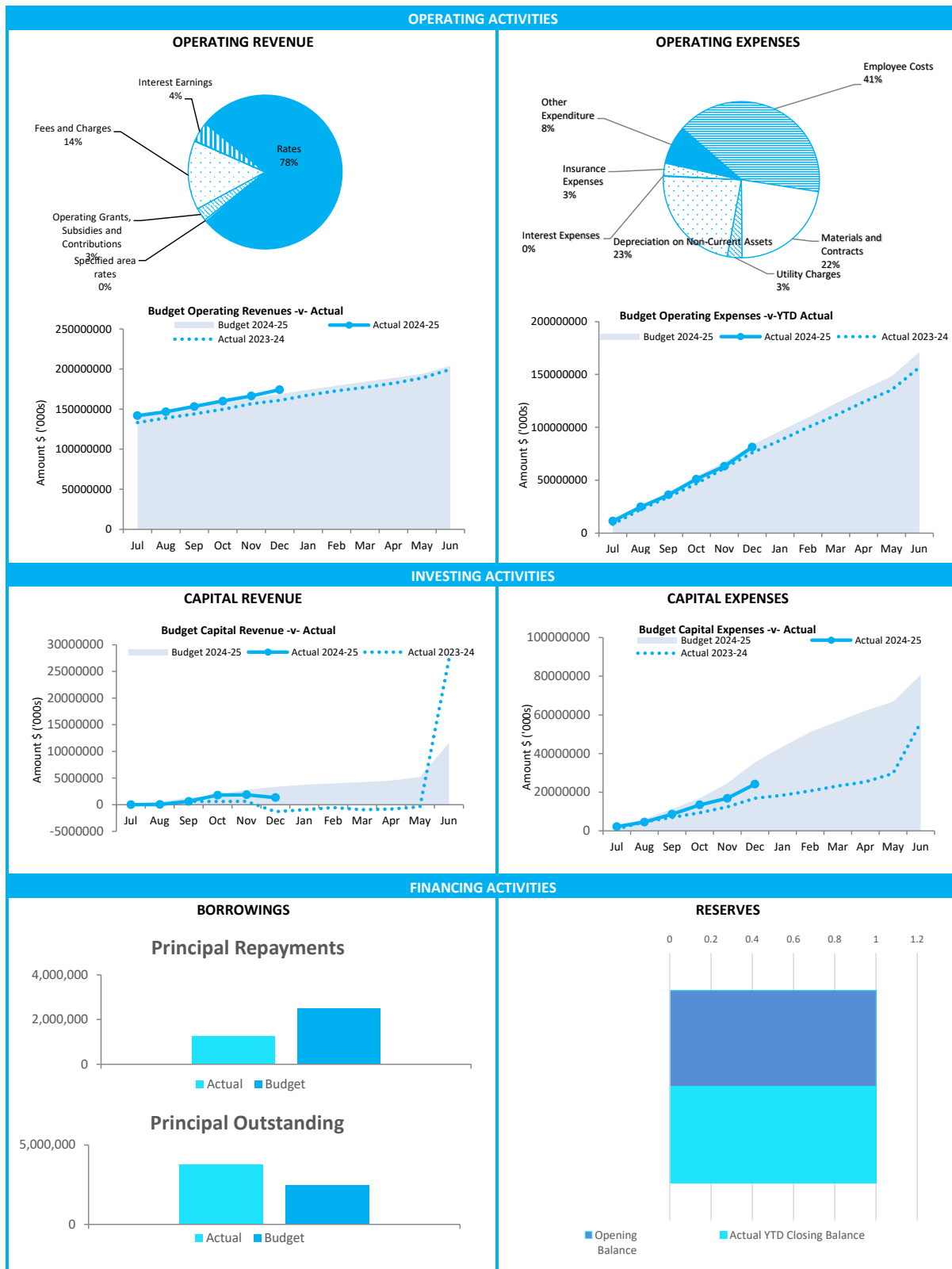
Reserves	
Reserves balance	\$203.08 M
Interest earned	\$0.51 M

Refer to Note 6 - Cash Reserves

This information is to be read in conjunction with the accompanying Financial Statements and notes.

**MONTHLY FINANCIAL REPORT
FOR THE PERIOD ENDED 31 DECEMBER 2024**

SUMMARY INFORMATION - GRAPHS



This information is to be read in conjunction with the accompanying Financial Statements and Notes.

**STATEMENT OF FINANCIAL ACTIVITY
FOR THE PERIOD ENDED 31 DECEMBER 2024**

BY NATURE OR TYPE

	Ref Note	Amended Budget	YTD Budget (a)	YTD Actual (b)	Var. \$ (b)-(a)	Var. % (b)-(a)/(a)	Var.
		\$	\$	\$	\$	%	
Opening funding surplus / (deficit)	1(c)	19,690,453	19,690,453	19,688,757	(1,696)	(0.01%)	
Revenue from operating activities							
Rates		133,800,000	133,554,503	133,709,033	154,530	0.12%	
Specified area rates		616,025	616,025	650,059	34,034	5.52%	
Operating grants, subsidies and contributions		15,711,258	4,962,734	4,779,332	(183,402)	(3.70%)	
Fees and charges		40,876,009	23,023,511	24,912,589	1,889,078	8.20%	▲
Service charges		220,000	110,000	247,110	137,110	124.65%	
Interest earnings		12,835,100	6,417,550	7,180,302	762,752	11.89%	▲
Fair value adjustments to financial assets at fair value through profit or loss		0	0	0	0	0.00%	
Profit/(loss) on disposal of assets		1,464,133	331,311	913,298	581,987	175.66%	▲
		205,522,525	169,015,634	172,391,723	3,376,089	2.00%	
Expenditure from operating activities							
Employee costs		(82,165,757)	(40,822,949)	(40,459,255)	363,694	0.89%	▲
Materials and contracts		(60,309,312)	(27,942,032)	(22,062,576)	5,879,456	21.04%	▲
Utility charges		(6,521,338)	(3,169,078)	(3,004,937)	164,141	5.18%	
Depreciation on non-current assets		(46,190,627)	(22,421,772)	(22,445,868)	(24,096)	(0.11%)	
Interest expenses		(260,312)	(80,150)	(115,262)	(35,112)	(43.81%)	
Insurance expenses		(2,570,579)	(2,345,640)	(2,546,232)	(200,592)	(8.55%)	
Other expenditure		(12,686,562)	(7,383,726)	(7,844,333)	(460,607)	(6.24%)	▼
		(210,704,487)	(104,165,347)	(98,478,463)	5,686,884	5.46%	
Non-cash amounts excluded from operating activities	1(a)	44,726,494	21,753,154	24,002,607	2,249,453	10.34%	▲
Amount attributable to operating activities		39,544,532	86,603,441	97,915,867	11,312,426		
Investing activities							
Proceeds from non-operating grants, subsidies and contributions		11,649,745	3,336,021	1,408,268	(1,927,753)	(57.79%)	▼
Proceeds from disposal of assets	3	2,941,417	1,274,953	913,298	(361,655)	(28.37%)	▼
Payments for property, plant and equipment and infrastructure	4	(80,712,823)	(35,537,497)	(24,177,899)	11,359,598	31.97%	▲
Amount attributable to investing activities		(66,121,661)	(30,926,523)	(21,856,333)	9,070,190		
Financing Activities							
Transfer from reserves	6	73,701,917	14,491,551	23,957,658	9,466,107	65.32%	▲
Payments for principal portion of lease liabilities		0	0	(135,867)	(135,867)	0.00%	
Repayment of debentures	5	(2,500,000)	0	(1,250,000)	(1,250,000)	0.00%	
Transfer to reserves	6	(64,148,624)	(7,079,071)	(11,543,690)	(4,464,619)	(63.07%)	▼
Amount attributable to financing activities		7,053,293	7,412,480	11,028,101	3,615,621		
Closing funding surplus / (deficit)	1(c)	166,617	82,779,852	106,776,392	23,996,540		

KEY INFORMATION

▲▼ Indicates a variance between Year to Date (YTD) Actual and YTD Actual data as per the adopted materiality threshold.

Refer to Note 9 for an explanation of the reasons for the variance.

This statement is to be read in conjunction with the accompanying Financial Statements and Notes.

KEY TERMS AND DESCRIPTIONS FOR THE PERIOD ENDED 31 DECEMBER 2024

REVENUE

RATES

All rates levied under the *Local Government Act 1995*. Includes general, differential, specified area rates, minimum rates, interim rates, back rates, ex-gratia rates, less discounts and concessions offered. Exclude administration fees, interest on instalments, interest on arrears, service charges and sewerage rates.

OPERATING GRANTS, SUBSIDIES AND CONTRIBUTIONS

Refers to all amounts received as grants, subsidies and contributions that are not non-operating grants.

NON-OPERATING GRANTS, SUBSIDIES AND CONTRIBUTIONS

Amounts received specifically for the acquisition, construction of new or the upgrading of identifiable non financial assets paid to a local government, irrespective of whether these amounts are received as capital grants, subsidies, contributions or donations.

REVENUE FROM CONTRACTS WITH CUSTOMERS

Revenue from contracts with customers is recognised when the local government satisfies its performance obligations under the contract.

FEES AND CHARGES

Revenues (other than service charges) from the use of facilities and charges made for local government services, sewerage rates, rentals, hire charges, fee for service, photocopying charges, licences, sale of goods or information, fines, penalties and administration fees. Local governments may wish to disclose more detail such as rubbish collection fees, rental of property, fines and penalties, other fees and charges.

SERVICE CHARGES

Service charges imposed under *Division 6 of Part 6 of the Local Government Act 1995*. *Regulation 54 of the Local Government (Financial Management) Regulations 1996* identifies these as television and radio broadcasting, underground electricity and neighbourhood surveillance services. Exclude rubbish removal charges. Interest and other items of a similar nature received from bank and investment accounts, interest on rate instalments, interest on rate arrears and interest on debtors.

INTEREST EARNINGS

Interest and other items of a similar nature received from bank and investment accounts, interest on rate instalments, interest on rate arrears and interest on debtors.

OTHER REVENUE / INCOME

Other revenue, which can not be classified under the above headings, includes dividends, discounts, rebates etc.

PROFIT ON ASSET DISPOSAL

Excess of assets received over the net book value for assets on their disposal.

NATURE OR TYPE DESCRIPTIONS

EXPENSES

EMPLOYEE COSTS

All costs associate with the employment of person such as salaries, wages, allowances, benefits such as vehicle and housing, superannuation, employment expenses, removal expenses, relocation expenses, worker's compensation insurance, training costs, conferences, safety expenses, medical examinations, fringe benefit tax, etc.

MATERIALS AND CONTRACTS

All expenditures on materials, supplies and contracts not classified under other headings. These include supply of goods and materials, legal expenses, consultancy, maintenance agreements, communication expenses, advertising expenses, membership, periodicals, publications, hire expenses, rental, leases, postage and freight etc. Local governments may wish to disclose more detail such as contract services, consultancy, information technology, rental or lease expenditures.

UTILITIES (GAS, ELECTRICITY, WATER, ETC.)

Expenditures made to the respective agencies for the provision of power, gas or water. Exclude expenditures incurred for the reinstatement of roadwork on behalf of these agencies.

INSURANCE

All insurance other than worker's compensation and health benefit insurance included as a cost of employment.

LOSS ON ASSET DISPOSAL

Shortfall between the value of assets received over the net book value for assets on their disposal.

DEPRECIATION ON NON-CURRENT ASSETS

Depreciation expense raised on all classes of assets.

INTEREST EXPENSES

Interest and other costs of finance paid, including costs of finance for loan debentures, overdraft accommodation and refinancing expenses.

OTHER EXPENDITURE

Statutory fees, taxes, allowance for impairment of assets, member's fees or State taxes. Donations and subsidies made to community groups.

**STATEMENT OF FINANCIAL ACTIVITY
FOR THE PERIOD ENDED 31 DECEMBER 2024**

STATUTORY REPORTING BY BUSINESS UNIT

	Ref Note	Amended Budget	YTD Budget (a)	YTD Actual (b)	Var. \$ (b)-(a)	Var. % (b)-(a)/(a)	Var.
		\$	\$	\$	\$	%	
Opening funding surplus / (deficit)	1(c)	19,690,453	19,690,453	19,688,757	(1,696)	(0.01%)	
Revenue from operating activities							
Office of the CEO		0	0	427	427	0.00%	
Legal and Compliance		1,653	827	922	95	11.49%	
Finance		154,006,045	141,229,917	142,389,569	1,159,652	0.82%	▲
Library & Cultural Services		220,982	99,282	101,772	2,490	2.51%	
Recreation Infrastructure & Services		15,241,956	7,383,889	8,162,843	778,954	10.55%	▲
Community Development & Services		8,140,772	4,050,378	3,637,630	(412,748)	(10.19%)	▼
Community Safety & Ranger Services		1,770,970	858,648	671,181	(187,467)	(21.83%)	
Development and Compliance		3,358,618	2,015,940	2,277,964	262,024	13.00%	
Planning		230,521	115,260	49,035	(66,225)	(57.46%)	
Sustainability & Environment		612,000	296,244	199,892	(96,352)	(32.52%)	
Operations & Maintenance		15,983,356	10,269,848	11,289,648	1,019,800	9.93%	▲
Projects		795,215	(337,307)	225,119	562,426	(166.74%)	
Property & Assets		4,384,819	2,310,590	2,512,411	201,821	8.73%	
Advocacy and Engagement		668,618	668,618	686,800	18,182	2.72%	
People Culture and Safety		107,000	53,500	185,983	132,483	247.63%	
		205,522,525	169,015,634	172,391,723	3,376,089		
Expenditure from operating activities							
Office of the CEO		(2,900,374)	(1,281,061)	(1,103,110)	177,951	13.89%	
Strategy & Integrated Planning		(881,268)	(406,735)	(307,121)	99,614	24.49%	
Legal and Compliance		(2,088,753)	(947,146)	(839,881)	107,265	11.33%	
Finance		(6,445,136)	(4,243,786)	(4,412,945)	(169,159)	(3.99%)	
Information & Technology		(10,361,150)	(5,608,928)	(6,315,124)	(706,196)	(12.59%)	▼
Procurement		(1,042,224)	(517,946)	(477,446)	40,500	7.82%	
Library & Cultural Services		(8,452,089)	(4,056,235)	(3,875,500)	180,735	4.46%	
Recreation Infrastructure & Services		(19,109,050)	(9,553,706)	(8,646,687)	907,019	9.49%	▲
Community Development & Services		(13,848,051)	(6,779,047)	(6,451,801)	327,246	4.83%	▲
Community Safety & Ranger Services		(7,215,042)	(3,525,424)	(3,283,091)	242,333	6.87%	
Development and Compliance		(7,345,402)	(3,625,269)	(3,275,613)	349,656	9.64%	▲
Planning		(4,559,286)	(2,144,451)	(1,598,596)	545,855	25.45%	▲
Sustainability & Environment		(5,203,943)	(2,075,721)	(1,821,295)	254,426	12.26%	
Operations & Maintenance		(97,325,668)	(47,415,031)	(45,609,209)	1,805,822	3.81%	▲
Projects		(1,300,936)	(639,754)	(437,926)	201,828	31.55%	
Property & Assets		(13,635,079)	(6,213,715)	(6,105,670)	108,045	1.74%	
Advocacy and Engagement		(1,324,504)	(699,328)	(567,207)	132,121	18.89%	
Communications and Marketing		(2,168,302)	(1,066,710)	(1,047,981)	18,729	1.76%	
Customer Experience		(1,514,078)	(721,797)	(701,856)	19,941	2.76%	
Business and Economic Development		(1,104,622)	(513,051)	(479,251)	33,800	6.59%	
People Culture and Safety		(5,277,836)	(2,602,078)	(2,241,836)	360,242	13.84%	▲
Internal Recharging		2,398,307	471,573	1,120,681	649,108	(137.65%)	
		(210,704,486)	(104,165,346)	(98,478,465)	5,686,881		
Non-cash amounts excluded from operating activities	1(a)	44,726,494	21,753,154	24,002,607	2,249,453	10.34%	▲
Amount attributable to operating activities		39,544,533	86,603,442	97,915,865	11,312,423		
Investing Activities							
Proceeds from non-operating grants, subsidies and contributions		11,649,745	3,336,021	1,408,268	(1,927,753)	(57.79%)	▼
Proceeds from disposal of assets	3	2,941,417	1,274,953	913,298	(361,655)	(28.37%)	▼
Payments for property, plant and equipment and infrastructure	4	(80,712,823)	(35,537,497)	(24,177,899)	11,359,598	31.97%	▲
Amount attributable to investing activities		(66,121,661)	(30,926,523)	(21,856,333)	9,070,190		
Financing Activities							
Transfer from reserves	6	73,701,917	14,491,551	23,957,658	9,466,107	65.32%	▲
Repayment of debentures	5	(2,500,000)	0	(1,250,000)	(1,250,000)	0.00%	
Transfer to reserves	6	(64,148,624)	(7,079,071)	(11,543,690)	(4,464,619)	(63.07%)	▼
Amount attributable to financing activities		7,053,293	7,412,480	11,028,101	3,615,621		
Closing funding surplus / (deficit)	1(c)	166,617	82,779,852	106,776,392	23,996,537		

KEY INFORMATION

▲ ▼ Indicates a variance between Year to Date (YTD) Actual and YTD Actual data as per the adopted materiality threshold. Refer to threshold. Refer to Note 9 for an explanation of the reasons for the variance.

The material variance adopted by Council for the 2024-25 year is \$300,000 or 0.00% whichever is the greater.

This statement is to be read in conjunction with the accompanying Financial Statements and notes.

**MONTHLY FINANCIAL REPORT
FOR THE PERIOD ENDED 31 DECEMBER 2024**

STATEMENT OF FINANCIAL POSITION

	Year to Date 31 December 2024	Last Year Closing 30 June 2023
	\$	\$
Current Assets		
Cash and cash equivalents	14,998,574	12,990,274
Financial assets	141,000,000	157,000,000
Trade and other receivables	63,630,721	21,289,887
Inventories	10,535	34,392
Total Current Assets	219,639,830	191,314,553
Non-Current Assets		
Trade and other receivables	1,361,963	1,422,960
Other financial assets	129,907,528	77,951,928
Property, plant and equipment	413,653,408	405,648,836
Infrastructure	1,234,292,041	1,240,564,580
Total Non-Current Assets	1,779,214,938	1,725,588,304
Total Assets	1,998,854,768	1,916,902,857
Current Liabilities		
Trade and other payables	21,302,701	18,323,043
Other liabilities	5,778,840	3,512,697
Lease liabilities	44,109	179,976
Borrowings	1,250,000	2,500,000
Employee related provisions	9,991,424	9,886,824
Total Current Liabilities	38,367,074	34,402,540
Non-Current Liabilities		
Other liabilities	17,135,960	14,579,630
Borrowings	2,500,000	2,500,000
Employee related provisions	1,926,117	1,816,599
Other provisions	37,144,875	37,144,875
Total Non-Current Liabilities	58,706,952	56,041,104
Total Liabilities	97,074,027	90,443,644
Net Assets	1,901,780,741	1,826,459,213
Equity		
Retained surplus	715,304,808	627,569,311
Reserve accounts	203,082,579	215,496,546
Revaluation surplus	983,393,355	983,393,355
Total Equity	1,901,780,741	1,826,459,213

This statement is to be read in conjunction with the accompanying notes.

MONTHLY FINANCIAL REPORT
FOR THE PERIOD ENDED 31 DECEMBER 2024

BASIS OF PREPARATION

BASIS OF PREPARATION

REPORT PURPOSE

This report is prepared to meet the requirements of *Local Government (Financial Management) Regulations 1996 , Regulation 34* . Note: The statements and accompanying notes are prepared based on all transactions recorded at the time of preparation and may vary due to transactions being processed for the reporting period after the date of preparation.

BASIS OF ACCOUNTING

This statement comprises a special purpose financial report which has been prepared in accordance with Australian Accounting Standards (as they apply to local governments and not-for-profit entities) and Interpretations of the Australian Accounting Standards Board, and the *Local Government Act 1995* and accompanying regulations.

The *Local Government (Financial Management) Regulations 1996* take precedence over Australian Accounting Standards. Regulation 16 prohibits a local government from recognising as assets Crown land that is a public thoroughfare, such as land under roads, and land not owned by but under the control or management of the local government, unless it is a golf course, showground, racecourse or recreational facility of State or regional significance. Consequently, some assets, including land under roads acquired on or after 1 July 2008, have not been recognised in this financial report. This is not in accordance with the requirements of *AASB 1051 Land Under Roads paragraph 15* and *AASB 116 Property, Plant and Equipment paragraph 7*.

Accounting policies which have been adopted in the preparation of this financial report have been consistently applied unless stated otherwise. Except for cash flow and rate setting information, the report has been prepared on the accrual basis and is based on historical costs, modified, where applicable, by the measurement at fair value of selected non-current assets, financial assets and liabilities.

PREPARATION TIMING AND REVIEW

Date prepared: All known transactions up to 31 December 2024

SIGNIFICANT ACCOUNTING POLICES

CRITICAL ACCOUNTING ESTIMATES

The preparation of a financial report in conformity with Australian Accounting Standards requires management to make judgements, estimates and assumptions that effect the application of policies and reported amounts of assets and liabilities, income and expenses. The estimates and associated assumptions are based on historical experience and various other factors that are believed to be reasonable under the circumstances; the results of which form the basis of making the judgements about carrying values of assets and liabilities that are not readily apparent from other sources. Actual results may differ from these estimates.

THE LOCAL GOVERNMENT REPORTING ENTITY

All funds through which the City controls resources to carry on its functions have been included in the financial statements forming part of this financial report. In the process of reporting on the local government as a single unit, all transactions and balances between those funds (for example, loans and transfers between funds) have been eliminated. All monies held in the Trust Fund are excluded from the financial statements. A separate statement of those monies

GOODS AND SERVICES TAX

Revenues, expenses and assets are recognised net of the amount of GST, except where the amount of GST incurred is not recoverable from the Australian Taxation Office (ATO). Receivables and payables are stated inclusive of GST receivable or payable. The net amount of GST recoverable from, or payable to, the ATO is included with receivables or payables in the statement of financial position. Cash flows are presented on a gross basis. The GST components of cash flows arising from investing or financing activities which are recoverable from, or payable to, the ATO are presented as operating cash flows.

ROUNDING OFF FIGURES

All figures shown in this statement are rounded to the nearest dollar.

**NOTES TO THE STATEMENT OF FINANCIAL ACTIVITY
FOR THE PERIOD ENDED 31 DECEMBER 2024**

**NOTE 1
STATEMENT OF FINANCIAL ACTIVITY INFORMATION**

(a) Non-cash items excluded from operating activities

The following non-cash revenue and expenditure has been excluded from operating activities within the Statement of Financial Activity in accordance with Financial Management Regulation 32.

	Notes	Amended Budget	YTD Budget (a)	YTD Actual (b)
Non-cash and non-current items excluded from operating activities				
		\$	\$	\$
Adjustments to operating activities				
Less: (Profit)/loss on asset disposals	3	(1,464,133)	(668,618)	(913,298)
Less: Movement in liabilities associated with restricted cash				2,299,522
Add: Movement in other liabilities (non-current)		0	0	60,997
Movement in employee benefit provisions (non-current)		0	0	109,518
Add: Depreciation on assets		46,190,627	22,421,772	22,445,868
Total non-cash items excluded from operating activities		44,726,494	21,753,154	24,002,607

(b) Adjustments to net current assets in the Statement of Financial Activity

The following current assets and liabilities have been excluded from the net current assets used in the Statement of Financial Activity in accordance with *Financial Management Regulation* 32 to agree to the surplus/(deficit) after imposition of general rates.

		Last Year Closing 30 June 2024	This Time Last Year 31 December 2023	Year to Date 31 December 2024
Adjustments to net current assets				
Less: Reserves - restricted cash	6	(215,496,545)	(223,382,983)	(203,082,578)
Less: Bonds & deposits		(2,192,268)	(3,859,561)	(2,449,076)
Add: Borrowings	5	2,500,000	2,500,000	1,250,000
Add: Lease liabilities		179,976	104,531	44,109
Add: Financial assets at amortised cost - non-current	2	77,785,586	56,832,654	129,741,186
Total adjustments to net current assets		(137,223,251)	(167,805,359)	(74,496,359)
Cash and cash equivalents	2	12,990,274	10,975,810	14,998,574
Financial assets at amortised cost	2	157,000,000	210,000,000	141,000,000
Rates receivables		2,136,208	59,453,532	45,897,978
Receivables		15,794,445	10,417,967	15,199,898
Other current assets		3,393,626	3,752,838	2,543,380
Less: Current liabilities				
Payables		(18,323,043)	(18,551,104)	(21,302,701)
Borrowings	5	(2,500,000)	(2,500,000)	(1,250,000)
Contract liabilities	7	(3,512,697)	(2,206,528)	(5,778,840)
Lease liabilities		(179,976)	(104,531)	(44,109)
Provisions	7	(9,886,824)	(9,413,922)	(9,991,424)
Less: Total adjustments to net current assets	1(b)	(137,223,251)	(167,805,359)	(74,496,359)
Closing funding surplus / (deficit)		19,688,757	94,018,706	106,776,392

CURRENT AND NON-CURRENT CLASSIFICATION

In the determination of whether an asset or liability is current or non-current, consideration is given to the time when each asset or liability is expected to be settled. Unless otherwise stated assets or liabilities are classified as current if expected to be settled within the next 12 months, being the Council's operational cycle.

NOTES TO THE STATEMENT OF FINANCIAL ACTIVITY
FOR THE PERIOD ENDED 31 DECEMBER 2024

OPERATING ACTIVITIES
NOTE 2
CASH AND FINANCIAL ASSETS

Description	Classification	Unrestricted	Restricted	Total Cash	Institution
		\$	\$	\$	
Cash on hand					
Cash at bank	Cash and cash equivalents	4,974,165	0	4,974,165	NATIONAL AUSTRALIA BANK
Cash on hand	Cash and cash equivalents	24,409	0	24,409	
Term deposits - current	Cash and cash equivalents	10,000,000	0	10,000,000	NATIONAL AUSTRALIA BANK
Term deposits - current	Financial assets at amortised cost	0	13,500,000	13,500,000	BANK OF QUEENSLAND
Term deposits - current	Financial assets at amortised cost	0	24,500,000	24,500,000	ING BANK
Term deposits - current	Financial assets at amortised cost	5,500,000	0	5,500,000	WESTPAC
Term deposits - current	Financial assets at amortised cost	417,422	36,082,578	36,500,000	NATIONAL AUSTRALIA BANK
Term deposits - current	Financial assets at amortised cost	11,000,000	0	11,000,000	SUNCORP
Term deposits - current	Financial assets at amortised cost	14,000,000	0	14,000,000	JUDO BANK
Term deposits - current	Financial assets at amortised cost	3,000,000	0	3,000,000	AMP
Term deposits - current	Financial assets at amortised cost	10,000,000	0	10,000,000	DEFENCE BANK
Term deposits - current	Financial assets at amortised cost	23,000,000	0	23,000,000	RABOBANK
Other investment - non current	Financial assets at amortised cost	0	741,186	741,186	BARCLAYS BANK
Other investment - non current	Financial assets at amortised cost	0	5,500,000	5,500,000	BANK OF QUEENSLAND
Other investment - non current	Financial assets at amortised cost	0	8,000,000	8,000,000	JUDO BANK
Other investment - non current	Financial assets at amortised cost	0	5,500,000	5,500,000	NATIONAL AUSTRALIA BANK
Other investment - non current	Financial assets at amortised cost	0	6,000,000	6,000,000	CREDIT UNION AUSTRALIA
Other investment - non current	Financial assets at amortised cost	0	1,500,000	1,500,000	AMP
Other investment - non current	Financial assets at amortised cost	0	54,500,000	54,500,000	RABOBANK
Other investment - non current	Financial assets at amortised cost	0	3,000,000	3,000,000	AMB
Other investment - non current	Financial assets at amortised cost	0	45,000,000	45,000,000	ING BANK
Total		81,915,996	203,823,764	285,739,760	
Comprising					
		\$	\$	\$	
Cash and cash equivalents		14,998,574	0	14,998,574	
Financial assets at amortised cost		66,917,422	203,823,764	270,741,186	
		81,915,996	203,823,764	285,739,760	

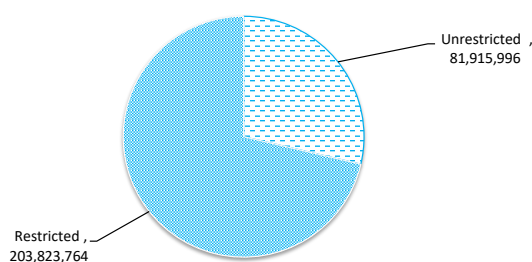
KEY INFORMATION

Cash and cash equivalents include cash on hand, cash at bank, deposits available on demand with banks and other short term highly liquid investments highly liquid investments with original maturities of three months or less that are readily convertible to known amounts of cash and which are subject to an insignificant risk of changes in value and bank overdrafts. Bank overdrafts are reported as short term borrowings in current liabilities in the statement of net current assets.

The local government classifies financial assets at amortised cost if both of the following criteria are met:

- the asset is held within a business model whose objective is to collect the contractual cashflows, and
- the contractual terms give rise to cash flows that are solely payments of principal and interest.

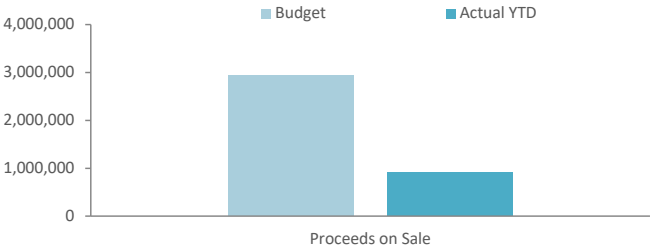
Financial assets at amortised cost held with registered financial institutions are listed in this note other financial assets at amortised cost are provided in Note 4 - Other assets.



NOTES TO THE STATEMENT OF FINANCIAL ACTIVITY
FOR THE PERIOD ENDED 31 DECEMBER 2024

OPERATING ACTIVITIES
NOTE 3
DISPOSAL OF ASSETS

Asset Ref.	Asset description	Budget				YTD Actual			
		Net Book Value	Proceeds	Profit	(Loss)	Net Book Value	Proceeds	Profit	(Loss)
		\$	\$	\$	\$	\$	\$	\$	\$
	Plant and Machinery								
		1,477,284	2,272,799	795,515	0	0	226,498	226,498	0
	Freehold Land								
	Lot 100 32 Plantagenet, Hamilton Hill	0	668,618	668,618	0	0	668,618	668,618	0
	Lot 303 Wattleup Road, Hammond Park		0	0	0		18,182	18,182	0
		1,477,284	2,941,417	1,464,133	0	0	913,298	913,298	0



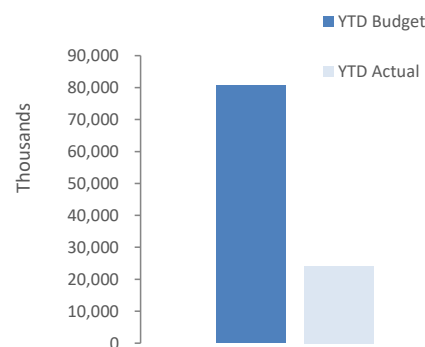
**NOTES TO THE STATEMENT OF FINANCIAL ACTIVITY
FOR THE PERIOD ENDED 31 DECEMBER 2024**

**INVESTING ACTIVITIES
NOTE 4
CAPITAL ACQUISITIONS**

Capital acquisitions	Amended		YTD Actual	YTD Actual Variance
	Budget	YTD Budget		
	\$	\$	\$	\$
Buildings	24,985,317	10,755,216	8,532,173	(2,223,043)
Furniture and equipment	969,100	574,100	418,800	(155,300)
Plant and equipment	13,302,290	4,786,573	3,507,184	(1,279,389)
Information technology	1,450,137	819,118	352,411	(466,707)
Infrastructure - roads	12,152,291	5,078,747	2,481,110	(2,597,636)
Infrastructure - drainage	8,879,802	5,063,164	2,257,523	(2,805,641)
Infrastructure - footpath	2,194,860	906,121	400,239	(505,882)
Infrastructure - parks hard	8,180,809	4,373,887	2,977,908	(1,395,979)
Infrastructure - parks landscaping	90,686	90,686	43,246	(47,440)
Infrastructure - landfill site	6,862,554	1,947,881	3,024,457	1,076,576
Infrastructure - marina	202,385	25,385	46,850	21,465
Infrastructure - coastal	1,442,592	1,116,620	135,998	(980,622)
Payments for Capital Acquisitions	80,712,823	35,537,497	24,177,899	(11,359,598)
Total Capital Acquisitions	80,712,823	35,537,497	24,177,899	(11,359,598)
Capital Acquisitions Funded By:				
	\$	\$	\$	\$
Capital grants and contributions	(10,596,129)	(2,021,601)	(1,408,268)	613,332
Other (disposals & C/Fwd)	(2,941,417)	(1,274,953)	(913,298)	361,655
Cash backed reserves				
Open Space Infrastructure	(6,915,079)	0	(2,085,424)	(2,085,424)
Plant & Equipment	(10,074,753)	(2,198,648)	(2,339,893)	(141,245)
Technology	(909,151)	(174,885)	(59,929)	114,957
Building Infrastructure	(22,445,809)	(5,660,102)	(6,950,132)	(1,290,030)
Commercial Landfill	(4,975,324)	(761,821)	(1,864,336)	(1,102,515)
Land Management	(55,732)	(55,732)	(55,732)	0
Roads Infrastructure	(13,638,780)	(1,944,993)	(3,616,084)	(1,671,091)
Climate Change Mitigation	(257,500)	0	(1,613)	(1,613)
Port Coogee Special Maintenance SAR	(141,223)	0	(561)	(561)
Waste Management	(1,902,230)	(955,000)	(1,060,367)	(105,367)
Project Contingency	(6,467,214)	(4,367,342)	(3,357,547)	1,009,795
Port Coogee Marina	(217,000)	(40,000)	0	40,000
Port Coogee Waterways WEMP	(344,600)	(70,000)	0	70,000
Contribution - operations	1,169,118	(16,012,421)	(464,715)	15,547,706
Capital funding total	(80,712,823)	(35,537,497)	(24,177,899)	11,359,598

SIGNIFICANT ACCOUNTING POLICIES

All assets are initially recognised at cost. Cost is determined as the fair value of the assets given as consideration plus costs incidental to the acquisition. For assets acquired at no cost or for nominal consideration, cost is determined as fair value at the date of acquisition. The cost of non-current assets constructed by the local government includes the cost of all materials used in the construction, direct labour on the project and an appropriate proportion of variable and fixed overhead. Certain asset classes may be revalued on a regular basis such that the carrying values are not materially different from fair value. Assets carried at fair value are to be revalued with sufficient regularity to ensure the carrying amount does not differ materially from that determined using fair value at reporting date.



**NOTES TO THE STATEMENT OF FINANCIAL ACTIVITY
FOR THE PERIOD ENDED 31 DECEMBER 2024**

FINANCING ACTIVITIES

NOTE 5

BORROWINGS

Repayments - borrowings

Information on borrowings		1 July 2024	New Loans		Principal Repayments		Principal Outstanding		Interest Repayments	
Particulars	Loan No.		Actual	Budget	Actual	Budget	Actual	Budget	Actual	Budget
		\$	\$	\$	\$	\$	\$	\$	\$	\$
Recreation and culture										
To assist fund the Cockburn Central West development	8	5,000,000	0	0	1,250,000	2,500,000	3,750,000	2,500,000	95,719	350,000
C/Fwd Balance		5,000,000	0	0	1,250,000	2,500,000	3,750,000	2,500,000	95,719	350,000
Total		5,000,000	0	0	1,250,000	2,500,000	3,750,000	2,500,000	95,719	350,000
Current borrowings		2,500,000					1,250,000			
Non-current borrowings		2,500,000					2,500,000			
		5,000,000					3,750,000			

All debenture repayments were financed by general purpose revenue.

KEY INFORMATION

All loans and borrowings are initially recognised at the fair value of the consideration received less directly attributable transaction costs. After initial recognition, interest-bearing loans and borrowings are subsequently measured at amortised cost using the effective interest method. Fees paid on the establishment of loan facilities that are yield related are included as part of the carrying amount of the loans and borrowings.

**NOTES TO THE STATEMENT OF FINANCIAL ACTIVITY
FOR THE PERIOD ENDED 31 DECEMBER 2024**

OPERATING ACTIVITIES

NOTE 6

CASH RESERVES

Reserve name	Opening Balance	Budget Interest Earned	Actual Interest Earned	Budget Transfers In (+)	Actual Transfers In (+)	Budget Transfers Out (-)	Actual Transfers Out (-)	Budget Closing Balance	Actual YTD Closing Balance
	\$	\$	\$	\$	\$	\$	\$	\$	\$
General Revenue									
Open Space Infrastructure	2,957,823	0	0	8,300,000	325,000	(7,115,079)	(2,172,538)	4,142,744	1,110,285
Plant & Equipment	11,903,412	0	0	3,000,500	0	(10,074,753)	(2,339,893)	4,829,159	9,563,519
Technology	4,996,707	0	0	500,000	0	(1,124,151)	(124,878)	4,372,556	4,871,829
Building Infrastructure	81,909,811	0	0	15,219,811	846,051	(22,845,816)	(7,100,498)	74,283,806	75,655,365
Commercial Landfill	30,626,038	0	0	6,227,332	0	(5,066,620)	(1,873,409)	31,786,750	28,752,629
Land Management	2,496,160	0	0	1,052,618	668,618	(63,451)	(63,451)	3,485,327	3,101,327
Roads Infrastructure	17,551,013	0	0	17,500,000	0	(15,788,287)	(3,646,029)	19,262,726	13,904,984
Naval Base Shacks	1,441,186	0	0	200,000	0	(150,000)	(1,506)	1,491,186	1,439,680
Risk	2,148,515	0	0	0	0	0	0	2,148,515	2,148,515
Climate Change Mitigation	1,308,938	0	0	1,280,000	0	(257,500)	(1,613)	2,331,438	1,307,325
Waste Management	10,219,333	0	0	3,500,000	0	(2,002,230)	(1,102,367)	11,717,103	9,116,966
Project Contingency	14,041,447	0	0	5,910,453	6,422,795	(7,727,427)	(3,953,264)	12,224,473	16,510,978
Port Coogee Marina	2,441,833	0	0	505,989	0	(217,000)	0	2,730,822	2,441,833
Total General Revenue Reserve	184,042,217	0	0	63,196,703	8,262,465	(72,432,314)	(22,379,446)	174,806,605	169,925,236
Restricted Revenue									
Port Coogee Waterways WEMP	1,015,087	0	19,367	0	0	(356,600)	0	658,487	1,034,454
Port Coogee Special Maintenance SAR	2,259,408	0	47,827	440,750	453,996	(404,298)	(232,688)	2,295,860	2,528,543
Port Coogee Waterways SAR	436,484	0	10,362	113,263	120,829	0	0	549,747	567,676
Naval Base Shack Removal	961,449	0	17,957	50,000	0	(18,372)	(13,750)	993,077	965,657
Cockburn Coast SAR	183,240	0	4,384	62,012	73,008	(124,066)	(14,107)	121,186	246,526
POS Cash in Lieu	5,649,812	0	104,376	0	0	0	0	5,649,812	5,754,188
Developer Contribution Plans - Various	12,387,362	0	292,913	0	2,121,135	0	(114,527)	12,393,160	14,686,884
Restricted Funding	8,561,487	0	15,069	285,896	0	(366,267)	(1,203,141)	7,976,387	7,373,415
Total Restricted Revenue Reserve	31,454,328	0	512,256	951,921	2,768,969	(1,269,603)	(1,578,212)	30,637,716	33,157,342
Total Cash Reserve	215,496,545	0	512,256	64,148,624	11,031,435	(73,701,917)	(23,957,658)	205,444,321	203,082,578

**NOTES TO THE STATEMENT OF FINANCIAL ACTIVITY
FOR THE PERIOD ENDED 31 DECEMBER 2024**

**OPERATING ACTIVITIES
NOTE 7
OTHER CURRENT LIABILITIES**

	Note	Opening Balance 1 July 2024	Liability Increase	Liability Reduction	Closing Balance 31 December 2024
Other current liabilities		\$	\$	\$	\$
Contract liabilities					
Unspent grants, contributions and reimbursements - non-operating		3,512,697	4,075,583	(1,809,440)	5,778,840
Total unspent grants, contributions and reimbursements		3,512,697	4,075,583	(1,809,440)	5,778,840
Provisions					
Annual leave		4,783,341	30,921,898	(30,817,298)	4,887,941
Long service leave		5,103,483	0	0	5,103,483
Total Provisions		9,886,824	30,921,898	(30,817,298)	9,991,424
Total other current liabilities		13,399,521	34,997,481	(32,626,738)	15,770,264
Amounts shown above include GST (where applicable)					

KEY INFORMATION

Provisions

Provisions are recognised when the City has a present legal or constructive obligation, as a result of past events, for which it is probable that an outflow of economic benefits will result and that outflow can be reliably measured.

Provisions are measured using the best estimate of the amounts required to settle the obligation at the end of the reporting period.

Employee benefits

Short-term employee benefits

Provision is made for the City's obligations for short-term employee benefits. Short-term employee benefits are benefits (other than termination benefits) that are expected to be settled wholly before 12 months after the end of the annual reporting period in which the employees render the related service, including wages, salaries and sick leave. Short-term employee benefits are measured at the (undiscounted) amounts expected to be paid when the obligation is settled.

The City's obligations for short-term employee benefits such as wages, salaries and sick leave are recognised as a part of current trade and other payables in the calculation of net current assets.

Other long-term employee benefits

The City's obligations for employees' annual leave and long service leave entitlements are recognised as provisions in the statement of financial position.

Long-term employee benefits are measured at the present value of the expected future payments to be made to employees. Expected future payments incorporate anticipated future wage and salary levels, durations of service and employee departures and are discounted at rates determined by reference to market yields at the end of the reporting period on government bonds that have maturity dates that approximate the terms of the obligations. Any remeasurements for changes in assumptions of obligations for other long-term employee benefits are recognised in profit or loss in the periods in which the changes occur. The City's obligations for long-term employee benefits are presented as non-current provisions in its statement of financial position, except where the City does not have an unconditional right to defer settlement for at least 12 months after the end of the reporting period, in which case the obligations are presented as current provisions.

Contract liabilities

An entity's obligation to transfer goods or services to a customer for which the entity has received consideration (or the amount is due) from the customer. Grants to acquire or construct recognisable non-financial assets to identified specifications be constructed to be controlled by the City are recognised as a liability until such time as the City satisfies its obligations under the agreement.

**NOTES TO THE STATEMENT OF FINANCIAL ACTIVITY
FOR THE PERIOD ENDED 31 DECEMBER 2024**

**NOTE 8
BUDGET AMENDMENTS**

Amendments to original budget since budget adoption. Surplus/(Deficit)

Project/ Activity	Description	Council Resolution	Classification	Non Cash Adjustment	Increase in Available Cash	Decrease in Available Cash	Amended Budget Running Balance
				\$	\$	\$	\$
	Budget adoption						300,000
Various	Expenditure Review Committee July 2024	OCM 13/8/24				(27,308)	272,692
OP4717	OME0 Amenities increase budget	OCM 9/7/24	Operating Expenses			(58,500)	214,192
Various	Expenditure Review Committee Sep 2024	OCM 8/10/24			10,676		224,868
OP6266	Increase budget to install public pontoon at Ngarkal Beach	OCM 12/11/24	Operating Expenses			12,000	236,868
	Public pontoon at Ngarkal Beach funded by Port Coogee						
OP6266	WEMP Reserve	OCM 12/11/24	Transfer from Reserve		(12,000)		224,868
Various	Expenditure Review Committee Nov 2024	OCM 10/12/24				(58,251)	166,617
				0	(1,324)	(132,059)	

**NOTES TO THE STATEMENT OF FINANCIAL ACTIVITY
FOR THE PERIOD ENDED 31 DECEMBER 2024**

**NOTE 9
EXPLANATION OF MATERIAL VARIANCES**

The material variance thresholds are adopted annually by Council as an indicator of whether the actual expenditure or revenue varies from the year to date Actual materially.

The material variance adopted by Council for the 2024-25 year is \$300,000 or 0.00% whichever is the greater.

Reporting Program	Var. \$	Var. %	Timing/ Permanent	Explanation of Variance
Revenue from operating activities				
Finance	1,159,652	0.82%	▲ Timing	Revenue brought forward
Recreation Infrastructure & Services	778,954	10.55%	▲ Timing	Revenue brought forward
Community Development & Services	(412,748)	(10.19%)	▼ Timing	Revenue delayed
Operations & Maintenance	1,019,800	9.93%	▲ Timing	Revenue brought forward
Expenditure from operating activities				
Finance	(169,159)	(3.99%)	Timing	Expenditure brought forward
Information & Technology	(706,196)	(12.59%)	▼ Timing	Expenditure brought forward
Recreation Infrastructure & Services	907,019	9.49%	▲ Timing	Expenditure delayed
Community Development & Services	327,246	4.83%	▲ Timing	Expenditure delayed
Development and Compliance	349,656	9.64%	▲ Timing	Expenditure delayed
Planning	545,855	25.45%	▲ Timing	Expenditure delayed
Operations & Maintenance	1,805,822	3.81%	▲ Timing	Expenditure delayed
People Culture and Safety	360,242	13.84%	▲ Timing	Expenditure delayed
Investing activities				
Proceeds from non-operating grants, subsidies and contributions	(1,927,753)	(57.79%)	▼ Timing	Grant delayed
Proceeds from disposal of assets	(361,655)	(28.37%)	▼ Timing	Pending completion of fixed assets processing
Payments for property, plant and equipment and infrastructure	11,359,598	31.97%	▲ Timing	Expenditure delayed
Financing activities				
Transfer from reserves	9,466,107	65.32%	▲ Timing	Expenditure delayed
Transfer to reserves	(4,464,619)	(63.07%)	▼ Timing	Revenue brought forward

CITY OF COCKBURN

MONTHLY FINANCIAL REPORT
(Containing the Statement of Financial Activity)
For the Period Ended 30 November 2024

LOCAL GOVERNMENT ACT 1995
LOCAL GOVERNMENT (FINANCIAL MANAGEMENT) REGULATIONS 1996

TABLE OF CONTENTS

Monthly Summary Information	2
Statement of Financial Activity by Nature or Type	4
Statement of Financial Activity by Business Unit	6
Statement of Financial Position	7
Basis of Preparation	8
Note 1 Statement of Financial Activity Information	9
Note 2 Cash and Financial Assets	10
Note 3 Disposal of Assets	11
Note 4 Capital Acquisitions	12
Note 5 Borrowings	13
Note 6 Cash Reserves	14
Note 7 Other Current Liabilities	16
Note 9 Budget Amendments	17
Note 10 Explanation of Material Variances	18

MONTHLY FINANCIAL REPORT
FOR THE PERIOD ENDED 30 NOVEMBER 2024

SUMMARY INFORMATION

Funding surplus / (deficit) Components

	Funding surplus / (deficit)			
	Amended Budget	YTD Budget (a)	YTD Actual (b)	Var. \$ (b)-(a)
Opening	\$6.91 M	\$6.91 M	\$19.69 M	\$12.78 M
Closing	\$0.22 M	\$91.78 M	\$118.02 M	\$26.24 M

Refer to Statement of Financial Activity

Cash and financial assets

	\$299.67 M	% of total
Unrestricted Cash	\$89.70 M	29.9%
Restricted Cash	\$209.97 M	70.1%

Refer to Note 2 - Cash and Financial Assets

Key Operating Activities

Amount attributable to operating activities

Amended Budget	YTD Budget (a)	YTD Actual (b)	Var. \$ (b)-(a)
\$39.91 M	\$98.16 M	\$107.01 M	\$8.85 M

Refer to Statement of Financial Activity

Employee Cost

YTD Actual	(\$31.39 M)	% Variance
YTD Budget	(\$31.52 M)	(0.4%)

Refer to Statement of Financial Activity

Rates Revenue

YTD Actual	\$134.47 M	% Variance
YTD Budget	\$134.15 M	0.0%

Refer to Statement of Financial Activity

Fees and Charges

YTD Actual	\$21.40 M	% Variance
YTD Budget	\$20.18 M	6.0%

Refer to Statement of Financial Activity

Materials & Contracts

YTD Actual	(\$18.12 M)	% Variance
YTD Budget	(\$22.69 M)	(20.1%)

Refer to Statement of Financial Activity

Key Investing Activities

Amount attributable to investing activities

Amended Budget	YTD Budget (a)	YTD Actual (b)	Var. \$ (b)-(a)
(\$65.75 M)	(\$20.71 M)	(\$14.08 M)	\$6.62 M

Refer to Statement of Financial Activity

Proceeds on sale

YTD Actual	\$0.88 M	%
Amended Budget	\$2.74 M	31.9%

Refer to Note 3 - Disposal of Assets

Asset Acquisition

YTD Actual	\$16.82 M	% Spent
Amended Budget	\$82.47 M	20.4%

Refer to Note 4 - Capital Acquisition

Capital Grants

YTD Actual	(\$1.86 M)	% Received
Amended Budget	(\$13.98 M)	13.3%

Refer to Note 4 - Capital Acquisition

Key Financing Activities

Amount attributable to financing activities

Amended Budget	YTD Budget (a)	YTD Actual (b)	Var. \$ (b)-(a)
\$19.15 M	\$7.41 M	\$5.41 M	(\$2.00 M)

Refer to Statement of Financial Activity

Borrowings

Principal repayments	\$0.00 M
Interest expense	\$0.02 M
Principal due	\$5.00 M

Refer to Note 5 - Borrowings

Reserves

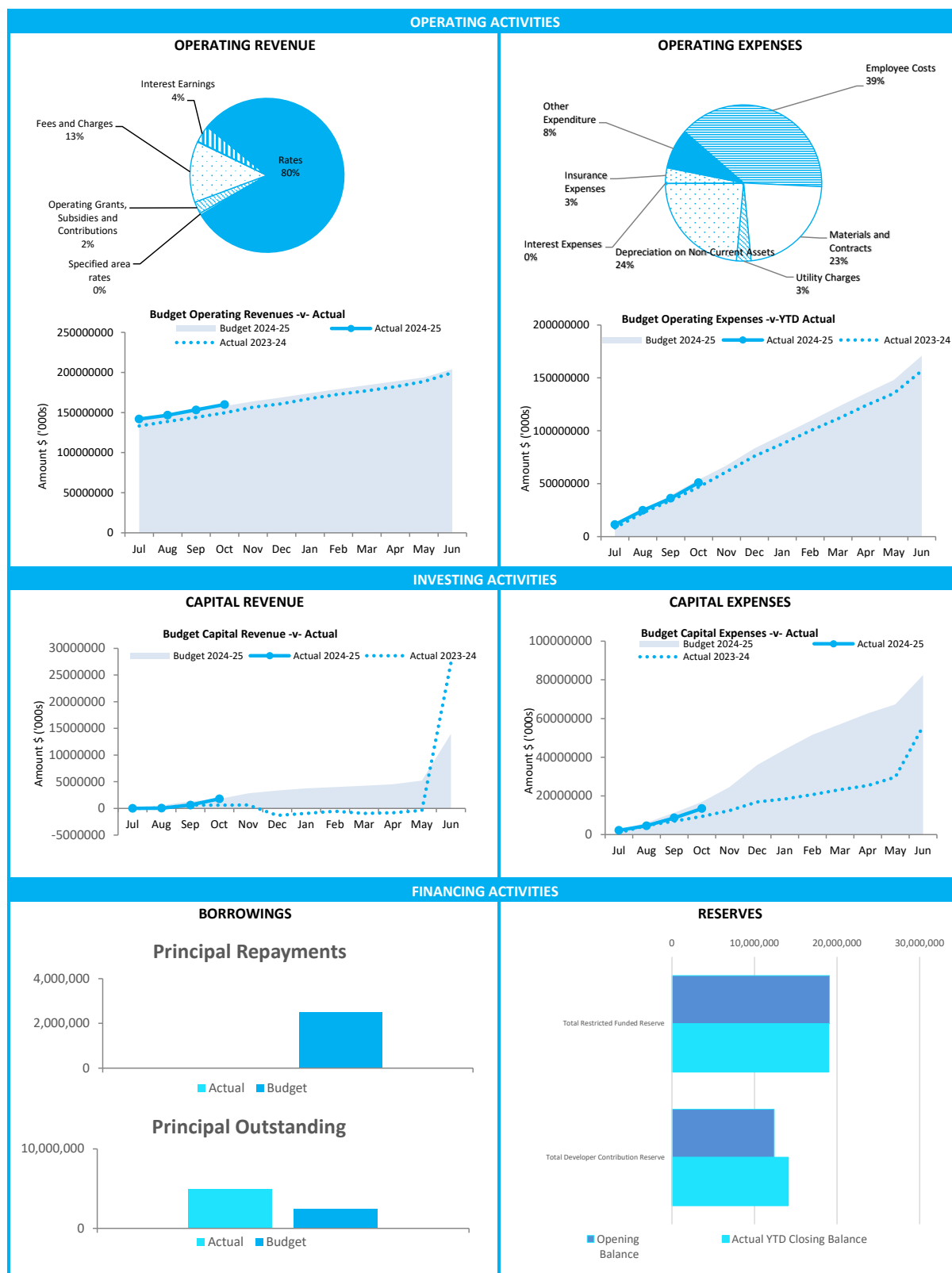
Reserves balance	\$209.97 M
Interest earned	\$0.44 M

Refer to Note 6 - Cash Reserves

This information is to be read in conjunction with the accompanying Financial Statements and notes.

**MONTHLY FINANCIAL REPORT
FOR THE PERIOD ENDED 30 NOVEMBER 2024**

SUMMARY INFORMATION - GRAPHS



This information is to be read in conjunction with the accompanying Financial Statements and Notes.

**STATEMENT OF FINANCIAL ACTIVITY
FOR THE PERIOD ENDED 30 NOVEMBER 2024**

BY NATURE OR TYPE

	Ref Note	Amended Budget	YTD Budget (a)	YTD Actual (b)	Var. \$ (b)-(a)	Var. % (b)-(a)/(a)	Var.
		\$	\$	\$	\$	%	
Opening funding surplus / (deficit)	1(c)	6,910,453	6,910,453	19,688,757	12,778,304	184.91%	▲
Revenue from operating activities							
Rates		133,800,000	133,530,044	133,824,531	294,487	0.22%	
Specified area rates		616,025	616,025	649,739	33,714	5.47%	
Operating grants, subsidies and contributions		15,652,122	4,198,635	4,194,771	(3,864)	(0.09%)	
Fees and charges		40,876,009	20,183,088	21,403,530	1,220,442	6.05%	▲
Service charges		220,000	91,667	239,126	147,459	160.86%	
Interest earnings		12,835,100	5,347,958	6,003,405	655,447	12.26%	▲
Profit/(loss) on disposal of assets		1,265,133	439,418	875,668	436,250	99.28%	▲
		205,264,389	164,406,835	167,190,770	2,783,935	1.69%	
Expenditure from operating activities							
Employee costs		(82,165,757)	(31,523,318)	(31,391,634)	131,684	0.42%	
Materials and contracts		(59,880,065)	(22,687,088)	(18,119,543)	4,567,545	20.13%	▲
Utility charges		(6,521,338)	(2,670,539)	(2,410,156)	260,383	9.75%	
Depreciation on non-current assets		(46,190,627)	(18,634,961)	(18,658,151)	(23,190)	(0.12%)	
Interest expenses		(260,312)	(66,792)	(38,165)	28,627	42.86%	
Insurance expenses		(2,570,579)	(2,345,640)	(2,546,232)	(200,592)	(8.55%)	
Other expenditure		(12,686,562)	(6,285,137)	(6,585,190)	(300,053)	(4.77%)	▼
		(210,275,240)	(84,213,475)	(79,749,071)	4,464,404	5.30%	
Non-cash amounts excluded from operating activities	1(a)	44,925,494	17,966,343	19,563,897	1,597,554	8.89%	▲
Amount attributable to operating activities		39,914,643	98,159,703	107,005,596	8,845,893		
Investing activities							
Proceeds from non-operating grants, subsidies and contributions		13,977,745	2,846,910	1,856,216	(990,694)	(34.80%)	▼
Proceeds from disposal of assets	3	2,742,417	1,054,953	875,668	(179,285)	(16.99%)	
Payments for property, plant and equipment and infrastructure	4	(82,472,151)	(24,607,756)	(16,815,813)	7,791,942	31.66%	▲
Amount attributable to investing activities		(65,751,989)	(20,705,893)	(14,083,929)	6,621,963		
Financing Activities							
Transfer from reserves	6	73,020,385	14,491,551	15,797,993	1,306,442	9.02%	▲
Repayment of debentures	5	(2,500,000)	0	0	0	0.00%	
Transfer to reserves	6	(51,368,624)	(7,079,071)	(10,273,648)	(3,194,577)	(45.13%)	▼
Amount attributable to financing activities		19,151,761	7,412,480	5,411,283	(2,001,197)		
Closing funding surplus / (deficit)	1(c)	224,868	91,776,745	118,021,706	26,244,961		

KEY INFORMATION

▲▼ Indicates a variance between Year to Date (YTD) Actual and YTD Actual data as per the adopted materiality threshold.

Refer to Note 9 for an explanation of the reasons for the variance.

This statement is to be read in conjunction with the accompanying Financial Statements and Notes.

KEY TERMS AND DESCRIPTIONS**FOR THE PERIOD ENDED 30 NOVEMBER 2024****NATURE OR TYPE DESCRIPTIONS****REVENUE****RATES**

All rates levied under the *Local Government Act 1995*. Includes general, differential, specified area rates, minimum rates, interim rates, back rates, ex-gratia rates, less discounts and concessions offered. Exclude administration fees, interest on instalments, interest on arrears, service charges and sewerage rates.

OPERATING GRANTS, SUBSIDIES AND CONTRIBUTIONS

Refers to all amounts received as grants, subsidies and contributions that are not non-operating grants.

NON-OPERATING GRANTS, SUBSIDIES AND CONTRIBUTIONS

Amounts received specifically for the acquisition, construction of new or the upgrading of identifiable non financial assets paid to a local government, irrespective of whether these amounts are received as capital grants, subsidies, contributions or donations.

REVENUE FROM CONTRACTS WITH CUSTOMERS

Revenue from contracts with customers is recognised when the local government satisfies its performance obligations under the contract.

FEES AND CHARGES

Revenues (other than service charges) from the use of facilities and charges made for local government services, sewerage rates, rentals, hire charges, fee for service, photocopying charges, licences, sale of goods or information, fines, penalties and administration fees. Local governments may wish to disclose more detail such as rubbish collection fees, rental of property, fines and penalties, other fees and charges.

SERVICE CHARGES

Service charges imposed under *Division 6 of Part 6 of the Local Government Act 1995*. *Regulation 54 of the Local Government (Financial Management) Regulations 1996* identifies these as television and radio broadcasting, underground electricity and neighbourhood surveillance services. Exclude rubbish removal charges. Interest and other items of a similar nature received from bank and investment accounts, interest on rate instalments, interest on rate arrears and interest on debtors.

INTEREST EARNINGS

Interest and other items of a similar nature received from bank and investment accounts, interest on rate instalments, interest on rate arrears and interest on debtors.

OTHER REVENUE / INCOME

Other revenue, which can not be classified under the above headings, includes dividends, discounts, rebates etc.

PROFIT ON ASSET DISPOSAL

Excess of assets received over the net book value for assets on their disposal.

EXPENSES**EMPLOYEE COSTS**

All costs associate with the employment of person such as salaries, wages, allowances, benefits such as vehicle and housing, superannuation, employment expenses, removal expenses, relocation expenses, worker's compensation insurance, training costs, conferences, safety expenses, medical examinations, fringe benefit tax, etc.

MATERIALS AND CONTRACTS

All expenditures on materials, supplies and contracts not classified under other headings. These include supply of goods and materials, legal expenses, consultancy, maintenance agreements, communication expenses, advertising expenses, membership, periodicals, publications, hire expenses, rental, leases, postage and freight etc. Local governments may wish to disclose more detail such as contract services, consultancy, information technology, rental or lease expenditures.

UTILITIES (GAS, ELECTRICITY, WATER, ETC.)

Expenditures made to the respective agencies for the provision of power, gas or water. Exclude expenditures incurred for the reinstatement of roadwork on behalf of these agencies.

INSURANCE

All insurance other than worker's compensation and health benefit insurance included as a cost of employment.

LOSS ON ASSET DISPOSAL

Shortfall between the value of assets received over the net book value for assets on their disposal.

DEPRECIATION ON NON-CURRENT ASSETS

Depreciation expense raised on all classes of assets.

INTEREST EXPENSES

Interest and other costs of finance paid, including costs of finance for loan debentures, overdraft accommodation and refinancing expenses.

OTHER EXPENDITURE

Statutory fees, taxes, allowance for impairment of assets, member's fees or State taxes. Donations and subsidies made to community groups.

STATEMENT OF FINANCIAL ACTIVITY
FOR THE PERIOD ENDED 30 NOVEMBER 2024

STATUTORY REPORTING BY BUSINESS UNIT

	Ref Note	Amended Budget	YTD Budget (a)	YTD Actual (b)	Var. \$ (b)-(a)	Var. % (b)-(a)/(a)	Var.
		\$	\$	\$	\$	%	
Opening funding surplus / (deficit)	1(c)	6,910,453	6,910,453	19,688,757	12,778,304	184.91%	▲
Revenue from operating activities							
Office of the CEO		0	0	427	427	0.00%	
Legal and Compliance		1,653	689	922	233	33.82%	
Finance		154,006,045	140,089,622	141,285,865	1,196,243	0.85%	▲
Library & Cultural Services		220,982	72,735	87,298	14,563	20.02%	
Recreation Infrastructure & Services		15,241,956	6,352,424	6,930,491	578,067	9.10%	▲
Community Development & Services		8,140,772	3,370,599	3,121,282	(249,317)	(7.40%)	
Community Safety & Ranger Services		1,770,970	715,540	613,969	(101,571)	(14.20%)	
Development and Compliance		3,358,618	1,791,570	1,920,633	129,063	7.20%	
Planning		230,521	96,050	41,695	(54,355)	(56.59%)	
Sustainability & Environment		612,000	246,870	304,705	57,835	23.43%	
Operations & Maintenance		15,924,220	9,221,848	9,554,798	332,950	3.61%	▲
Projects		596,215	(229,200)	205,196	434,396	(189.53%)	
Property & Assets		4,384,819	1,964,886	2,298,963	334,077	17.00%	▲
Advocacy and Engagement		668,618	668,618	668,618	0	0.00%	
People Culture and Safety		107,000	44,583	155,380	110,797	248.52%	
		205,264,389	164,406,834	167,190,769	2,783,935		
Expenditure from operating activities							
Executive Support		(2,900,374)	(982,769)	(713,186)	269,583	27.43%	
Civic Services		(881,268)	(310,834)	(249,039)	61,795	19.88%	
Corporate Strategy		(2,088,753)	(756,811)	(699,751)	57,060	7.54%	
Governance, Risk & Compliance		(6,445,136)	(3,832,448)	(4,290,649)	(458,201)	(11.96%)	▼
Finance		(10,361,150)	(4,844,225)	(4,869,477)	(25,252)	(0.52%)	
Information & Technology		(1,042,224)	(401,239)	(376,057)	25,182	6.28%	
Procurement		(8,452,089)	(3,177,212)	(3,020,606)	156,606	4.93%	
Library & Cultural Services		(19,109,050)	(7,619,779)	(6,784,523)	835,256	10.96%	▲
Recreation Infrastructure & Services		(13,643,590)	(5,428,123)	(5,081,274)	346,849	6.39%	▲
Community Development & Services		(7,215,042)	(2,879,807)	(2,611,886)	267,921	9.30%	
Community Safety & Ranger Services		(7,344,895)	(2,804,666)	(2,521,605)	283,061	10.09%	
Development Assessment & Compliance		(4,559,286)	(1,618,994)	(1,301,440)	317,554	19.61%	▲
Planning		(5,124,342)	(1,671,231)	(1,425,160)	246,071	14.72%	
Sustainability & Environment		(97,238,741)	(38,614,910)	(37,478,517)	1,136,393	2.94%	▲
Operations & Maintenance		(1,300,936)	(426,335)	(304,708)	121,627	28.53%	
Projects		(13,577,328)	(4,927,645)	(4,864,925)	62,720	1.27%	
Property & Assets		(1,324,504)	(574,777)	(499,744)	75,033	13.05%	
Stakeholder Management		(2,168,302)	(818,416)	(847,612)	(29,196)	(3.57%)	
Communications & Marketing		(1,514,078)	(573,976)	(534,828)	39,148	6.82%	
Customer Experience		(1,104,622)	(402,546)	(382,627)	19,919	4.95%	
Business & Economic Development		(5,277,836)	(2,070,985)	(1,831,608)	239,377	11.56%	
Internal Recharging		2,398,307	524,250	940,149	415,899	(79.33%)	
		(210,275,239)	(84,213,478)	(79,749,073)	4,464,405		
Non-cash amounts excluded from operating activities	1(a)	44,925,494	17,966,343	19,563,897	1,597,554	8.89%	▲
Amount attributable to operating activities		39,914,644	98,159,699	107,005,593	8,845,894		
Investing Activities							
Proceeds from non-operating grants, subsidies and contributions		13,977,745	2,846,910	1,856,216	(990,694)	(34.80%)	▼
Proceeds from disposal of assets	3	2,742,417	1,054,953	875,668	(179,285)	(16.99%)	
Payments for property, plant and equipment and infrastructure	4	(82,472,151)	(24,607,756)	(16,815,813)	7,791,942	31.66%	▲
Amount attributable to investing activities		(65,751,989)	(20,705,893)	(14,083,929)	6,621,963		
Financing Activities							
Transfer from reserves	6	73,020,385	14,491,551	15,797,993	1,306,442	9.02%	▲
Repayment of debentures	5	(2,500,000)	0	0	0	0.00%	
Transfer to reserves	6	(51,368,624)	(7,079,071)	(10,273,648)	(3,194,577)	(45.13%)	▼
Amount attributable to financing activities		19,151,761	7,412,480	5,411,283	(2,001,197)		
Closing funding surplus / (deficit)	1(c)	224,868	91,776,745	118,021,706	26,244,963		

KEY INFORMATION

▲ ▼ Indicates a variance between Year to Date (YTD) Actual and YTD Actual data as per the adopted materiality threshold. Refer to threshold. Refer to Note 9 for an explanation of the reasons for the variance.

The material variance adopted by Council for the 2024-25 year is \$300,000 or 0.00% whichever is the greater.

This statement is to be read in conjunction with the accompanying Financial Statements and notes.

**MONTHLY FINANCIAL REPORT
FOR THE PERIOD ENDED 30 NOVEMBER 2024**

STATEMENT OF FINANCIAL POSITION

	Year to Date 30 November 2024	Last Year Closing 30 June 2023
	\$	\$
Current Assets		
Cash and cash equivalents	14,933,041	12,990,274
Financial assets	141,000,000	157,000,000
Trade and other receivables	70,239,437	21,289,887
Inventories	-1,074	34,392
Total Current Assets	226,171,404	191,314,553
Non-Current Assets		
Trade and other receivables	1,361,963	1,422,960
Other financial assets	143,907,528	77,951,928
Property, plant and equipment	411,802,347	405,648,836
Infrastructure	1,232,568,731	1,240,564,580
Total Non-Current Assets	1,789,640,567	1,725,588,304
Total Assets	2,015,811,971	1,916,902,857
Current Liabilities		
Trade and other payables	23,473,440	18,323,043
Other liabilities	5,857,404	3,512,697
Lease liabilities	66,914	179,976
Borrowings	2,500,000	2,500,000
Employee related provisions	10,237,130	9,886,824
Total Current Liabilities	42,134,888	34,402,540
Non-Current Liabilities		
Other liabilities	16,421,617	14,579,630
Borrowings	2,500,000	2,500,000
Employee related provisions	1,853,463	1,816,599
Other provisions	37,144,875	37,144,875
Total Non-Current Liabilities	57,919,955	56,041,104
Total Liabilities	100,054,844	90,443,644
Net Assets	1,915,757,127	1,826,459,213
Equity		
Retained surplus	722,391,571	627,569,311
Reserve accounts	209,972,200	215,496,545
Revaluation surplus	983,393,355	983,393,355
Total Equity	1,915,757,127	1,826,459,213

This statement is to be read in conjunction with the accompanying notes.

MONTHLY FINANCIAL REPORT
FOR THE PERIOD ENDED 30 NOVEMBER 2024

BASIS OF PREPARATION

BASIS OF PREPARATION

REPORT PURPOSE

This report is prepared to meet the requirements of *Local Government (Financial Management) Regulations 1996 , Regulation 34* . Note: The statements and accompanying notes are prepared based on all transactions recorded at the time of preparation and may vary due to transactions being processed for the reporting period after the date of preparation.

BASIS OF ACCOUNTING

This statement comprises a special purpose financial report which has been prepared in accordance with Australian Accounting Standards (as they apply to local governments and not-for-profit entities) and Interpretations of the Australian Accounting Standards Board, and the *Local Government Act 1995* and accompanying regulations.

The *Local Government (Financial Management) Regulations 1996* take precedence over Australian Accounting Standards. Regulation 16 prohibits a local government from recognising as assets Crown land that is a public thoroughfare, such as land under roads, and land not owned by but under the control or management of the local government, unless it is a golf course, showground, racecourse or recreational facility of State or regional significance. Consequently, some assets, including land under roads acquired on or after 1 July 2008, have not been recognised in this financial report. This is not in accordance with the requirements of *AASB 1051 Land Under Roads paragraph 15* and *AASB 116 Property, Plant and Equipment paragraph 7*.

Accounting policies which have been adopted in the preparation of this financial report have been consistently applied unless stated otherwise. Except for cash flow and rate setting information, the report has been prepared on the accrual basis and is based on historical costs, modified, where applicable, by the measurement at fair value of selected non-current assets, financial assets and liabilities.

PREPARATION TIMING AND REVIEW

Date prepared: All known transactions up to 30 November 2024

SIGNIFICANT ACCOUNTING POLICES

CRITICAL ACCOUNTING ESTIMATES

The preparation of a financial report in conformity with Australian Accounting Standards requires management to make judgements, estimates and assumptions that effect the application of policies and reported amounts of assets and liabilities, income and expenses. The estimates and associated assumptions are based on historical experience and various other factors that are believed to be reasonable under the circumstances; the results of which form the basis of making the judgements about carrying values of assets and liabilities that are not readily apparent from other sources. Actual results may differ from these estimates.

THE LOCAL GOVERNMENT REPORTING ENTITY

All funds through which the City controls resources to carry on its functions have been included in the financial statements forming part of this financial report. In the process of reporting on the local government as a single unit, all transactions and balances between those funds (for example, loans and transfers between funds) have been eliminated. All monies held in the Trust Fund are excluded from the financial statements. A separate statement of those monies

GOODS AND SERVICES TAX

Revenues, expenses and assets are recognised net of the amount of GST, except where the amount of GST incurred is not recoverable from the Australian Taxation Office (ATO). Receivables and payables are stated inclusive of GST receivable or payable. The net amount of GST recoverable from, or payable to, the ATO is included with receivables or payables in the statement of financial position. Cash flows are presented on a gross basis. The GST components of cash flows arising from investing or financing activities which are recoverable from, or payable to, the ATO are presented as operating cash flows.

ROUNDING OFF FIGURES

All figures shown in this statement are rounded to the nearest dollar.

**NOTES TO THE STATEMENT OF FINANCIAL ACTIVITY
FOR THE PERIOD ENDED 30 NOVEMBER 2024**

**NOTE 1
STATEMENT OF FINANCIAL ACTIVITY INFORMATION**

(a) Non-cash items excluded from operating activities

The following non-cash revenue and expenditure has been excluded from operating activities within the Statement of Financial Activity in accordance with Financial Management Regulation 32.

	Notes	Amended Budget	YTD Budget (a)	YTD Actual (b)
Non-cash and non-current items excluded from operating activities				
		\$	\$	\$
Adjustments to operating activities				
Less: (Profit)/loss on asset disposals	3	(1,265,133)	(668,618)	(875,668)
Less: Movement in liabilities associated with restricted cash				1,683,553
Add: Movement in other liabilities (non-current)		0	0	60,997
Movement in employee benefit provisions (non-current)		0	0	36,864
Add: Depreciation on assets		46,190,627	18,634,961	18,658,151
Total non-cash items excluded from operating activities		44,925,494	17,966,343	19,563,897

(b) Adjustments to net current assets in the Statement of Financial Activity

The following current assets and liabilities have been excluded from the net current assets used in the Statement of Financial Activity in accordance with *Financial Management Regulation* 32 to agree to the surplus/(deficit) after imposition of general rates.

		Last Year Closing 30 June 2024	This Time Last Year 30 November 2023	Year to Date 30 November 2024
Adjustments to net current assets				
Less: Reserves - restricted cash	6	(215,496,545)	(223,382,983)	(209,972,199)
Less: Bonds & deposits		(2,192,268)	(3,859,561)	(2,350,702)
Add: Borrowings	5	2,500,000	2,500,000	2,500,000
Add: Lease liabilities		179,976	104,531	66,914
Add: Financial assets at amortised cost - non-current	2	77,785,586	56,832,654	143,741,186
Total adjustments to net current assets		(137,223,251)	(167,805,359)	(66,014,801)
Cash and cash equivalents	2	12,990,274	10,975,810	14,933,041
Financial assets at amortised cost	2	157,000,000	210,000,000	141,000,000
Rates receivables		2,136,208	59,453,532	53,392,511
Receivables		15,794,445	10,417,967	14,313,738
Other current assets		3,393,626	3,752,838	2,532,114
Less: Current liabilities				
Payables		(18,323,043)	(18,551,104)	(23,473,440)
Borrowings	5	(2,500,000)	(2,500,000)	(2,500,000)
Contract liabilities	7	(3,512,697)	(2,206,528)	(5,857,404)
Lease liabilities		(179,976)	(104,531)	(66,914)
Provisions	7	(9,886,824)	(9,413,922)	(10,237,130)
Less: Total adjustments to net current assets	1(b)	(137,223,251)	(167,805,359)	(66,014,801)
Closing funding surplus / (deficit)		19,688,757	94,018,706	118,021,706

CURRENT AND NON-CURRENT CLASSIFICATION

In the determination of whether an asset or liability is current or non-current, consideration is given to the time when each asset or liability is expected to be settled. Unless otherwise stated assets or liabilities are classified as current if expected to be settled within the next 12 months, being the Council's operational cycle.

NOTES TO THE STATEMENT OF FINANCIAL ACTIVITY
FOR THE PERIOD ENDED 30 NOVEMBER 2024

OPERATING ACTIVITIES
NOTE 2
CASH AND FINANCIAL ASSETS

Description	Classification	Unrestricted	Restricted	Total Cash	Institution
		\$	\$	\$	
Cash on hand					
Cash at bank	Cash and cash equivalents	4,908,020	0	4,908,020	NATIONAL AUSTRALIA BANK
Cash on hand	Cash and cash equivalents	25,021	0	25,021	
Term deposits - current	Cash and cash equivalents	10,000,000	0	10,000,000	NATIONAL AUSTRALIA BANK
Term deposits - current	Financial assets at amortised cost	16,500,000	0	16,500,000	BANK OF QUEENSLAND
Term deposits - current	Financial assets at amortised cost	0	32,500,000	32,500,000	ING BANK
Term deposits - current	Financial assets at amortised cost	5,500,000	0	5,500,000	WESTPAC
Term deposits - current	Financial assets at amortised cost	768,987	33,731,013	34,500,000	NATIONAL AUSTRALIA BANK
Term deposits - current	Financial assets at amortised cost	17,000,000	0	17,000,000	SUNCORP
Term deposits - current	Financial assets at amortised cost	14,000,000	0	14,000,000	JUDO BANK
Term deposits - current	Financial assets at amortised cost	3,000,000	0	3,000,000	AMP
Term deposits - current	Financial assets at amortised cost	10,000,000	0	10,000,000	DEFENCE BANK
Term deposits - current	Financial assets at amortised cost	8,000,000	0	8,000,000	RABOBANK
Other investment - non current	Financial assets at amortised cost	0	741,186	741,186	BARCLAYS BANK
Other investment - non current	Financial assets at amortised cost	0	5,500,000	5,500,000	BANK OF QUEENSLAND
Other investment - non current	Financial assets at amortised cost	0	8,000,000	8,000,000	JUDO BANK
Other investment - non current	Financial assets at amortised cost	0	7,500,000	7,500,000	NATIONAL AUSTRALIA BANK
Other investment - non current	Financial assets at amortised cost	0	6,000,000	6,000,000	CREDIT UNION AUSTRALIA
Other investment - non current	Financial assets at amortised cost	0	1,500,000	1,500,000	AMP
Other investment - non current	Financial assets at amortised cost	0	69,500,000	69,500,000	RABOBANK
Other investment - non current	Financial assets at amortised cost	0	3,000,000	3,000,000	AMB
Other investment - non current	Financial assets at amortised cost	0	42,000,000	42,000,000	ING BANK
Total		89,702,028	209,972,199	299,674,227	
Comprising					
		\$	\$	\$	
Cash and cash equivalents		14,933,041	0	14,933,041	
Financial assets at amortised cost		74,768,987	209,972,199	284,741,186	
		89,702,028	209,972,199	299,674,227	

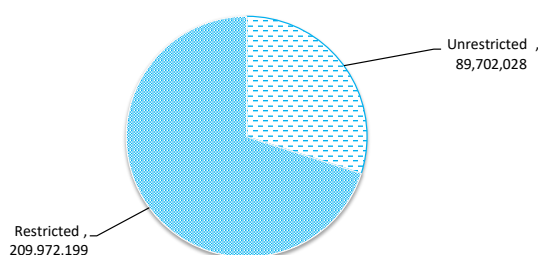
KEY INFORMATION

Cash and cash equivalents include cash on hand, cash at bank, deposits available on demand with banks and other short term highly liquid investments highly liquid investments with original maturities of three months or less that are readily convertible to known amounts of cash and which are subject to an insignificant risk of changes in value and bank overdrafts. Bank overdrafts are reported as short term borrowings in current liabilities in the statement of net current assets.

The local government classifies financial assets at amortised cost if both of the following criteria are met:

- the asset is held within a business model whose objective is to collect the contractual cashflows, and
- the contractual terms give rise to cash flows that are solely payments of principal and interest.

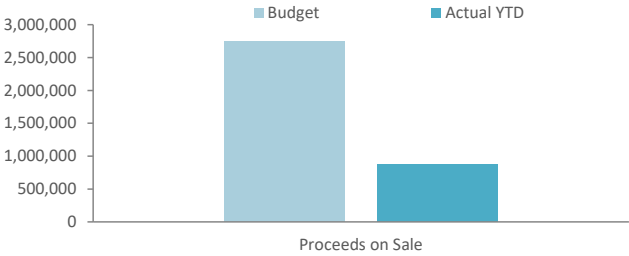
Financial assets at amortised cost held with registered financial institutions are listed in this note other financial assets at amortised cost are provided in Note 4 - Other assets.



NOTES TO THE STATEMENT OF FINANCIAL ACTIVITY
FOR THE PERIOD ENDED 30 NOVEMBER 2024

OPERATING ACTIVITIES
NOTE 3
DISPOSAL OF ASSETS

Asset Ref.	Asset description	Budget				YTD Actual			
		Net Book Value	Proceeds	Profit	(Loss)	Net Book Value	Proceeds	Profit	(Loss)
		\$	\$	\$	\$	\$	\$	\$	\$
	Plant and Machinery	1,477,284	2,742,417	1,265,133	0	0	207,050	207,050	0
	Freehold Land								
	Lot 100 32 Plantagenet	0	0	0	0	0	668,618	668,618	0
		1,477,284	2,742,417	1,265,133	0	0	875,668	875,668	0



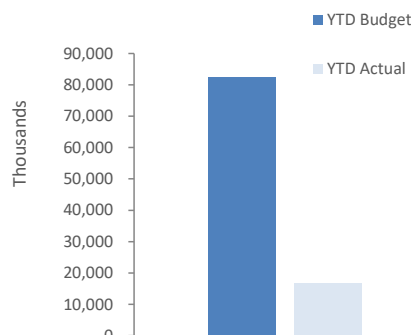
**NOTES TO THE STATEMENT OF FINANCIAL ACTIVITY
FOR THE PERIOD ENDED 30 NOVEMBER 2024**

**INVESTING ACTIVITIES
NOTE 4
CAPITAL ACQUISITIONS**

Capital acquisitions	Amended		YTD Actual	YTD Actual Variance
	Budget	YTD Budget		
	\$	\$	\$	\$
Buildings	24,925,440	8,341,173	6,585,479	(1,755,695)
Furniture and equipment	969,100	474,100	358,795	(115,305)
Plant and equipment	12,607,290	3,515,029	2,933,922	(581,107)
Information technology	1,450,137	764,078	265,529	(498,548)
Infrastructure - roads	15,313,981	1,903,702	1,310,470	(593,231)
Infrastructure - drainage	7,800,940	3,784,069	1,384,336	(2,399,733)
Infrastructure - footpath	2,194,860	694,606	231,442	(463,164)
Infrastructure - parks hard	8,180,809	3,545,853	1,649,431	(1,896,422)
Infrastructure - parks landscaping	90,686	90,686	29,115	(61,571)
Infrastructure - landfill site	7,293,931	1,221,955	1,893,672	671,717
Infrastructure - marina	202,385	25,385	46,850	21,465
Infrastructure - coastal	1,442,592	247,120	126,773	(120,347)
Payments for Capital Acquisitions	82,472,151	24,607,756	16,815,813	(7,791,942)
Total Capital Acquisitions	82,472,151	24,607,756	16,815,813	(7,791,942)
Capital Acquisitions Funded By:				
	\$	\$	\$	\$
Capital grants and contributions	(13,977,745)	(2,846,910)	(1,856,216)	990,694
Other (disposals & C/Fwd)	(2,742,417)	(1,054,953)	(875,668)	179,285
Cash backed reserves				
Plant & Vehicle Replacement	(9,578,753)	(2,161,770)	(2,237,288)	(75,518)
Information Technology	(450,000)	(100,000)	0	100,000
Major Building Refurbishment	(2,710,200)	0	(126,377)	(126,377)
Waste & Recycling	(5,406,701)	(512,345)	(1,640,345)	(1,128,000)
Land Development and Investment Fund	(55,732)	(55,732)	(55,732)	0
Roads & Drainage Infrastructure	(13,393,608)	(1,730,384)	(1,969,655)	(239,271)
Community Infrastructure	(18,497,282)	(4,311,203)	(4,369,897)	(58,694)
Greenhouse Action Fund	(257,500)	0	(1,613)	(1,613)
Port Coogee Special Maintenance - SAR	(141,223)	0	(561)	(561)
Community Surveillance	(459,151)	(74,885)	(24,091)	50,794
Waste Collection	(1,902,230)	(485,000)	(171,054)	313,946
Cockburn ARC Building Maintenance	(1,178,450)	(50,000)	(2,250)	47,750
Carry Forward Projects	(6,467,214)	(3,677,213)	(2,452,583)	1,224,630
Port Coogee Marina Assets Replacement	(217,000)	(40,000)	0	40,000
Port Coogee Waterways - WEMP	(344,600)	(70,000)	0	70,000
Contribution - operations	(4,692,345)	(7,437,361)	(1,032,484)	6,404,876
Capital funding total	(82,472,151)	(24,607,756)	(16,815,813)	7,791,942

SIGNIFICANT ACCOUNTING POLICIES

All assets are initially recognised at cost. Cost is determined as the fair value of the assets given as consideration plus costs incidental to the acquisition. For assets acquired at no cost or for nominal consideration, cost is determined as fair value at the date of acquisition. The cost of non-current assets constructed by the local government includes the cost of all materials used in the construction, direct labour on the project and an appropriate proportion of variable and fixed overhead. Certain asset classes may be revalued on a regular basis such that the carrying values are not materially different from fair value. Assets carried at fair value are to be revalued with sufficient regularity to ensure the carrying amount does not differ materially from that determined using fair value at reporting date.



**NOTES TO THE STATEMENT OF FINANCIAL ACTIVITY
FOR THE PERIOD ENDED 30 NOVEMBER 2024**

FINANCING ACTIVITIES

NOTE 5

BORROWINGS

Repayments - borrowings

Information on borrowings		1 July 2024	New Loans		Principal Repayments		Principal Outstanding		Interest Repayments	
Particulars	Loan No.		Actual	Budget	Actual	Budget	Actual	Budget	Actual	Budget
		\$	\$	\$	\$	\$	\$	\$	\$	\$
Recreation and culture										
To assist fund the Cockburn Central West development	8	5,000,000	0	0	0	2,500,000	5,000,000	2,500,000	21,719	350,000
C/Fwd Balance		5,000,000	0	0	0	2,500,000	5,000,000	2,500,000	21,719	350,000
Total		5,000,000	0	0	0	2,500,000	5,000,000	2,500,000	21,719	350,000
Current borrowings		2,500,000					2,500,000			
Non-current borrowings		2,500,000					2,500,000			
		5,000,000					5,000,000			

All debenture repayments were financed by general purpose revenue.

KEY INFORMATION

All loans and borrowings are initially recognised at the fair value of the consideration received less directly attributable transaction costs. After initial recognition, interest-bearing loans and borrowings are subsequently measured at amortised cost using the effective interest method. Fees paid on the establishment of loan facilities that are yield related are included as part of the carrying amount of the loans and borrowings.

**NOTES TO THE STATEMENT OF FINANCIAL ACTIVITY
FOR THE PERIOD ENDED 30 NOVEMBER 2024**

OPERATING ACTIVITIES

NOTE 6

CASH RESERVES

Reserve name	Opening Balance	Budget Interest Earned	Actual Interest Earned	Budget Transfers In (+)	Actual Transfers In (+)	Budget Transfers Out (-)	Actual Transfers Out (-)	Budget Closing Balance	Actual YTD Closing Balance
	\$	\$	\$	\$	\$	\$	\$	\$	\$
General Revenue									
Building Infrastructure	81,909,811	0	0	12,719,811	726,822	(22,769,939)	(4,645,517)	71,859,683	77,991,116
Climate Change Mitigation	1,308,938	0	0	500,000	0	(257,500)	(1,613)	1,551,438	1,307,325
Commercial Landfill	30,626,038	0	0	4,227,332	0	(5,497,997)	(1,649,418)	29,355,373	28,976,620
Land Management	2,496,160	0	0	1,052,618	668,618	(63,451)	(63,451)	3,485,327	3,101,327
Naval Base Shacks	1,441,186	0	0	200,000	0	(150,000)	(1,506)	1,491,186	1,439,680
Open Space Infrastructure	2,957,823	0	17,705	7,300,000	325,000	(7,115,079)	(922,251)	3,142,744	2,378,276
Plant & Equipment	11,903,412	0	0	3,000,500	0	(9,578,753)	(2,237,288)	5,325,159	9,666,124
Port Coogee Marina	2,441,833	0	0	505,989	0	(217,000)	0	2,730,822	2,441,833
Risk	2,148,515	0	0	0	0	0	0	2,148,515	2,148,515
Roads Infrastructure	17,551,013	0	0	12,500,000	0	(15,543,115)	(1,999,600)	14,507,898	15,551,412
Technology	4,996,707	0	0	500,000	0	(1,124,151)	(84,795)	4,372,556	4,911,912
Waste Management	10,219,333	0	0	2,000,000	0	(2,002,230)	(213,054)	10,217,103	10,006,279
Project Contingency	14,041,447	0	0	5,910,453	5,910,453	(7,727,427)	(2,948,157)	12,224,473	17,003,743
Total Reserve - General Revenue	184,042,217	0	17,705	50,416,703	7,630,893	(72,046,642)	(14,766,650)	162,412,278	176,924,165
Restricted Revenue									
Port Coogee Special Maintenance SAR	2,259,408	0	38,572	440,750	453,996	(404,298)	(198,884)	2,295,860	2,553,092
Port Coogee Waterways SAR	436,484	0	8,312	113,263	120,829	0	0	549,747	565,625
Port Coogee Waterways WEMP	1,015,087	0	15,631	0	0	(356,600)	0	658,487	1,030,717
Cockburn Coast SAR	183,240	0	3,491	62,012	73,008	(124,066)	(13,383)	121,186	246,356
Developer Contribution Plans	12,387,362	0	241,906	0	1,556,174	0	(114,527)	12,387,362	14,070,915
POS Cash in Lieu	5,649,812	0	83,593	0	0	0	0	5,649,812	5,733,404
Restricted Funding	9,522,937	0	29,538	335,896	0	(88,779)	(704,548)	9,770,053	8,847,927
Total Reserve - Restricted Revenue	31,454,328	0	421,043	951,921	2,204,008	(973,743)	(1,031,342)	31,432,506	33,048,037
Total Cash Reserve	215,496,545	0	438,748	51,368,624	9,834,901	(73,020,385)	(15,797,993)	193,844,784	209,972,201

**NOTES TO THE STATEMENT OF FINANCIAL ACTIVITY
FOR THE PERIOD ENDED 30 NOVEMBER 2024**

**OPERATING ACTIVITIES
NOTE 7
OTHER CURRENT LIABILITIES**

	Note	Opening Balance 1 July 2024	Liability Increase	Liability Reduction	Closing Balance 30 November 2024
Other current liabilities		\$	\$	\$	\$
Contract liabilities					
Unspent grants, contributions and reimbursements - non-operating		3,512,697	3,617,720	(1,273,013)	5,857,404
Total unspent grants, contributions and reimbursements		3,512,697	3,617,720	(1,273,013)	5,857,404
Provisions					
Annual leave		4,783,341	25,983,510	(25,633,204)	5,133,647
Long service leave		5,103,483	0	0	5,103,483
Total Provisions		9,886,824	25,983,510	(25,633,204)	10,237,130
Total other current liabilities		13,399,521	29,601,230	(26,906,217)	16,094,534
Amounts shown above include GST (where applicable)					

KEY INFORMATION

Provisions

Provisions are recognised when the City has a present legal or constructive obligation, as a result of past events, for which it is probable that an outflow of economic benefits will result and that outflow can be reliably measured.

Provisions are measured using the best estimate of the amounts required to settle the obligation at the end of the reporting period.

Employee benefits

Short-term employee benefits

Provision is made for the City's obligations for short-term employee benefits. Short-term employee benefits are benefits (other than termination benefits) that are expected to be settled wholly before 12 months after the end of the annual reporting period in which the employees render the related service, including wages, salaries and sick leave. Short-term employee benefits are measured at the (undiscounted) amounts expected to be paid when the obligation is settled.

The City's obligations for short-term employee benefits such as wages, salaries and sick leave are recognised as a part of current trade and other payables in the calculation of net current assets.

Other long-term employee benefits

The City's obligations for employees' annual leave and long service leave entitlements are recognised as provisions in the statement of financial position.

Long-term employee benefits are measured at the present value of the expected future payments to be made to employees. Expected future payments incorporate anticipated future wage and salary levels, durations of service and employee departures and are discounted at rates determined by reference to market yields at the end of the reporting period on government bonds that have maturity dates that approximate the terms of the obligations. Any remeasurements for changes in assumptions of obligations for other long-term employee benefits are recognised in profit or loss in the periods in which the changes occur. The City's obligations for long-term employee benefits are presented as non-current provisions in its statement of financial position, except where the City does not have an unconditional right to defer settlement for at least 12 months after the end of the reporting period, in which case the obligations are presented as current provisions.

Contract liabilities

An entity's obligation to transfer goods or services to a customer for which the entity has received consideration (or the amount is due) from the customer. Grants to acquire or construct recognisable non-financial assets to identified specifications be constructed to be controlled by the City are recognised as a liability until such time as the City satisfies its obligations under the agreement.

NOTE 8

BUDGET AMENDMENTS

[illegible]

**NOTES TO THE STATEMENT OF FINANCIAL ACTIVITY
FOR THE PERIOD ENDED 30 NOVEMBER 2024**

**NOTE 9
EXPLANATION OF MATERIAL VARIANCES**

The material variance thresholds are adopted annually by Council as an indicator of whether the actual expenditure or revenue varies from the year to date Actual materially.

The material variance adopted by Council for the 2024-25 year is \$300,000 or 0.00% whichever is the greater.

Reporting Program	Var. \$	Var. %	Timing/ Permanent	Explanation of Variance
Revenue from operating activities				
Finance	1,196,243	0.85%	▲ Timing	Revenue brought forward
Recreation Infrastructure & Services	578,067	9.10%	▲ Timing	Revenue brought forward
Operations & Maintenance	332,950	3.61%	▲ Timing	Revenue brought forward
Property & Assets	334,077	17.00%	▲ Timing	Revenue delayed
Expenditure from operating activities				
Governance, Risk & Compliance	(458,201)	(11.96%)	▼ Timing	Expenditure brought forward
Library & Cultural Services	835,256	10.96%	▲ Timing	Expenditure delayed
Recreation Infrastructure & Services	346,849	6.39%	▲ Timing	Expenditure delayed
Development Assessment & Compliance	317,554	19.61%	▲ Timing	Expenditure brought forward
Sustainability & Environment	1,136,393	2.94%	▲ Timing	Expenditure delayed
Investing activities				
Proceeds from non-operating grants, subsidies and contributions	(990,694)	(34.80%)	▼ Timing	Grant delayed
Payments for property, plant and equipment and infrastructure	7,791,942	31.66%	▲ Timing	Expenditure delayed
Financing activities				
Transfer from reserves	1,306,442	9.02%	▲ Timing	Expenditure delayed
Transfer to reserves	(3,194,577)	(45.13%)	▼ Timing	Revenue brought forward

14.3 Community and Place

Type of Interest	Nature of Interest
Deputy Mayor Stone submitted an Impartiality Interest, pursuant to Regulation 22 of the <i>Local Government (Model Code of Conduct) Regulations 2021</i> for Item 13.1.	I am a former committee member of the Southern Lions Rugby Club, and my daughter and I currently play and are members of a netball club that also play at the Success sports facility.

14.3.1 (2025/MINUTE NO 0008) Success Reserve Master Plan

Executive Director Community and Place
 Author Community Facilities Advisor
 Attachments N/A

Officer Recommendation

That Council:

- (1) ENDORSES the Success Reserve Master Plan and capital project priorities identified in the report (Attachment 1); and
- (2) RECEIVES the Community Feedback Report from the community engagement period of the draft Success Reserve Master Plan (Attachment 2).

Council Decision

MOVED Deputy Mayor Stone SECONDED Cr K Allen
 That Council:

- (1) ENDORSES the Success Reserve Master Plan and the capital project priorities identified in the report (Attachment 1), with amendments to the Priority List as follows:
 1. Overflow parking
 2. Netball lights
 3. Rugby lights
 4. Building upgrades – to also include grandstand seating, sponsors' seating, and investigate media platforms
 5. Carpark upgrades
 6. Exercise equipment
 7. Path lighting
 8. Playground
 9. Footy goals et al
 10. Department of Fire and Emergency Services site plan
 11. New courts and carpark.
- (2) RECEIVES the Community Feedback Report from the community engagement period of the Draft Success Reserve Master Plan (Attachment 2), and advises key stakeholders of the outcome.

CARRIED 9/0

Reason

The reason for the re-prioritisation of these items is to better reflect the priorities of Rugby WA and the Southern Lions Football Club, per the consultation, as they are one of the main users of the facility.

Officer Comment

The determination of priorities within the Master Plan is a decision of Council.

Background

Success Regional Recreation Reserve (Reserve No 7756) is located on Hammond Road, Success and was commissioned for recreational activities in 2010. The land is owned by the State of WA with a Management Order granted to the City.

Success Reserve is an active sporting facility that is home to the Southern Lions Rugby Union Club and Success Netball Association.

The reserve comprises of three rugby fields and 20 netball courts to facilitate the two main user groups.

It also caters for the broader community through path networks, a play space, picnic area and a large community building.

The building caters for several community groups plus large functions and events, however it is not conducive to allow both community and Club use as intended due to the single kitchen already being shared by Netball and Rugby users.

The reserve includes an important and valued bushland area in the south west corner which contains a wetland area. To the north of the internal road is an ecological and drainage corridor and to the east lies a powerline easement.

There is a parcel of land directly adjoining the reserve where the old Success Fire Station is located which is owned by Department of Fire and Emergency Services.

Draft Master Plan Development

The City commenced investigations into the Success Reserve Master Plan in 2022 with Otium Planning Group Pty Ltd appointed to lead the Master Plan development process.

The objectives of developing the Master Plan were to determine the most suitable development options (renew, upgrade or replacement) for the community infrastructure, incorporating it into one integrated site master plan.

Specifically, the consultant was requested to investigate solutions to the following issues:

- Car parking capacity at peak times
- Functionality issues of the Success Regional Sports and Community Facility
- Outdoor hard court and reserve infrastructure limiting membership capacity
- Site constraints – natural environment and possible contaminated site.

Key findings from the Master Plan development process include:

- The project is supported at the strategic level, identified in City's Strategic Community Plan 2020-2030
- The City's current population is 131,913 and it is forecast to grow to 178,353 by 2046 – representing a change of 35.21%
- Success Reserve is the only facility of its kind in the wider catchment and is categorised at a regional level for its sporting activities and community facility
- Whilst the reserve predominantly caters for sport, the forecast growth will also see a demand for a higher level of community provision across all age groups and should also include safe access activity spaces, seating, shade, lighting and infrastructure that will support a healthy lifestyle
- The site has many constraints that impacts significantly on the type, size, number, and timing of infrastructure that may be needed in the future. Areas unable to be developed are the conservation area at the south-west corner and the ecological and drainage corridor that runs along the northern length of the local road
- The former fire station (owned by DFES) is reported as being contaminated and will need to be demolished and remediated following further investigation. (Note: demolition was completed in December 2024)
- The City is likely to need this site in the future for the growth of Netball Infrastructure and parking
- The functional audit concluded that the existing building has a number of issues relating to access compliance, best practice, functionality and not being fit for purpose
- This Master Plan presents an opportunity for the City to improve the level of service able to be provided with more functional and modern facilities for all.

Concept building plans and concept site master plans were developed, and an Opinion of Probable Costs was prepared for the various infrastructure items proposed in the concept plan and site master plan.

With the total Cost to implement the entire Master Plan estimated to be \$26,420,000, comprising:

- Community Building \$12,490,000
- Site master plan infrastructure \$13,930,000 (made up of 8-10 proposals).

Council considered the draft Success Reserve Master Plan at the September 2024 OCM and endorsed the draft plan for purposes of Public Comment (2024/MINUTE NO.0187).

Community and stakeholder feedback was sought on the Draft Master Plan, and this consultation phase closed on 4 November 2024.

Submission

There were three written and 25 online submissions in response to the Draft Success Reserve Master Plan, the written submissions were received from:

- Southern Lions Rugby Union Football Club
- Rugby WA
- Success Primary School.

Feedback received within these submissions has been included in the Community Feedback Report (Attachment 2) and is addressed, along with the 25 online submissions in the Community Consultation section of this report.

Report

The September 2024 report on the draft Success Reserve Master Plan recommended to deliver the identified capital works projects in a phased approach in order of priority. The following table noting the proposals, indicative cost and priority order was included in that report.

Priority	Infrastructure Item	Cost (ex GST)
1	Outdoor court sports floodlighting	\$4,858,000
2	DFES site planning and investigation	Variable depending on scope of investigation
3	Small sporting infrastructure – including Australian rules football goal posts, 3 x 3 basketball pad/path connections, southern fence extension	\$396,000
4	Path lighting	\$316,000
5	Temporary overflow parking (if required)	\$368,000
6	Reserve sports lighting	\$1,366,000
7	Existing car park upgrade – including formalising parallel parking	\$1,233,000
8	Outdoor exercise area	\$256,000
9	Playspace upgrade	\$250,000
10	Four new netball courts and Hammond Road car park extension	\$4,067,000
11	Community building upgrade/extension	\$12,142,000

It was noted that further investigative work was required to support the business case for some proposals given the remaining asset life of the existing building, and the extension of playing opportunities provided by court lighting.

The short-term priority areas include:

1. Netball floodlights (subject to funding being secured through successful grant application)
2. Begin investigation into the adjoining DFES Fire Station site
3. Smaller infrastructure items, including:
 - a. Australian football goals – for umpire training
 - b. Basketball pad - \$20,000 funding previously allocated
 - c. Southern fence extension – minimise Sting Nematode affecting turf.

The investigations into the DFES site requires a level of work outside of the scope of the master plan process.

It is anticipated that once the final master plan is endorsed, Officers will progress more investigation work and present a report to a future Council meeting for a decision specifically relating to this site.

It is noted that demolition of the fire station commenced in December 2024.

Community and Stakeholder Feedback

During the public comment period, feedback was sought under the following key questions:

- How satisfied are you with the overall draft Master Plan for Success Reserve?
- Is there anything you think we may have missed within the draft Concept Building Plan (upgrades to the community facility), that should be considered?
- Is there anything you think we may have missed within the draft Concept Site Plan (upgrades to the oval, parking, netball courts, lighting, and outdoor precinct) that should be considered?
- Is there anything else you would like to say about the draft Master Plans for Success Reserve?

25 online submissions and three written submissions were received (Attachment 2), with the majority of comments in support of the draft master plan. Overall 88% were either neutral/satisfied/very satisfied with the Plan. Feedback on key infrastructure elements is summarised below:

Element	Feedback
Playing fields	<ul style="list-style-type: none"> • Desire for 3 senior playing fields • Lighting to 200 lux standard main field • Prioritise lighting.
Courts	<ul style="list-style-type: none"> • Cover to netball courts/indoor courts • More shelters/increased run-off • Improved drainage • Pedestrian safety around courts.
Building	<ul style="list-style-type: none"> • More toilets • Increased undercover areas • Consideration of a parenting room • Prioritise building upgrades • Consideration of increase to change room size • Consideration of dedicated gym for rugby.
Play	<ul style="list-style-type: none"> • More play for younger children • Natureplay.
Active Elements	<ul style="list-style-type: none"> • Consider half court instead of 3x3, more than one court • Consider relocating outdoor gym closer to school for student use • Consider tennis hit-up wall/tennis courts.
Parking	<ul style="list-style-type: none"> • Consideration of bus parking • More parking • More ACROD • Additional signage directing to alternative/overflow parking.
General	<ul style="list-style-type: none"> • Enhanced security, lighting, CCTV, shade, shelter • More toilets • Improved pathway connections to the school • More provision for local residents, rather than netball/rugby visitors • More seating.

Impact of Feedback on Master Plan or Priorities

The draft master plan report noted the following three priorities: Netball floodlights, DFES site investigation, smaller infrastructure items.

It is recommended that these priorities remain unchanged as court lighting is in progress; DFES investigations may take some time and inform further stages; and lastly, the small infrastructure items provide for some 'quick wins' to alleviate minor pain points at the site.

The majority of feedback received can be considered and incorporated into design as each element is progressed.

Parking continues to be a prevailing issue at the site, while no change to the priority order is recommended, some consideration may be given to the timing of the parking elements when reviewed as part of the annual budget and long term financial plan reviews.

The submissions provided by Rugby WA and the Southern Lions Rugby Union Club note their key priorities:

- Ongoing advocacy for three senior size playing fields
- Prioritising lighting to 200 lux for the main field, and 100 lux for the outer area
- Prioritising building upgrade, in particular change room.

Playing fields.

The report notes:

"No change with regard to the number and size of existing rugby fields. The investigation has demonstrated that the site cannot accommodate three full size fields with the 5m run-off for each, without installation of extensive high fencing, reducing the run-off to 3m for each field and the compromising on the interchange and viewing arrangements." Rugby has proposed discussions with Watercorp with view to any opportunity for extending the playing fields. This could be undertaken while progressing remaining proposals.

Playing field lighting. The submission notes that the responsibility for lighting beyond the City provision standards would be at the cost of Rugby. Should external funding be made available, the timing and prioritisation of this element could be adjusted accordingly.

Reprioritising building upgrade. Further investigations, detailed design and funding and staging options need to be undertaken to inform a business case for this element. The remaining useful asset life of the building may provide some challenges in demonstrating cost benefit ratio. While noted as Priority 11 – the further investigative work on this element will run concurrently to the implementation of the lower value proposals.

Conclusion

The feedback from the draft Master Plan consultation period is noted and will inform ongoing implementation of the endorsed Master Plan during detailed planning and design stages of each element.

The Success Reserve Master Plan and priority proposals will guide further work and inform the City's project and financial planning activity.

Strategic Plans/Policy Implications

Community, Lifestyle and Security

A vibrant healthy, safe, inclusive, and connected community.

- Accessible and inclusive community, recreation and cultural services and facilities that enrich our community.
- A safe and healthy community that is socially connected.

Budget/Financial Implications

Funding requests will be included as part of the Annual Budget process to support the planning and development of project proposals identified as priorities within the endorsed Master Plan.

Part of one of the priority projects identified – *Priority 1 – Outdoor Courts Sports Floodlighting*, was included in the September 2024 Report considering the annual CSRFF grant applications (2024/MINUTE NO 0188) Success Reserve Netball Courts Floodlighting Upgrade.

The total construction estimate was \$562,497 with a grant request of \$187,499 and City contribution of \$374,998. A budget submission will be presented in the City's annual budget process for 2025/26.

Legal Implications

N/A

Community Consultation

The Draft Success Master Plan was made available following the September 2024 Council decision, and stakeholders, nearby residents and general community members were advised of its availability.

Opportunity for feedback was made available via:

- Online – via Comment on Cockburn
- In person – through 30-minute, in person meeting the engagement team
- In writing.

The public comment period closed on 4 November 2024.

Provided with this report is a Community Feedback Summary (Attachment 2) which details the methods used and the feedback received during the recent stakeholder and community comment period.

Risk Management Implications

Given the number of proposals and the significant costs involved in completing all those identified, there is a low reputational risk of community/stakeholder concerns with an extended timeframe for delivery and costs.

There is a low reputational risk where users may have different or emerging priorities over the timeframe to implement all identified proposals, however the Master Plan needs to consider all aspects when determining priority order, and changes in circumstances can be accommodated during ongoing annual review of capital and planning programme.

If Council decides to defer or not support the Master Plan, the City's future priorities will be at a medium risk of not meeting community needs for the site along with being challenged to manage expectation within its available resources.

Advice to Proponent(s)/Submitters

The Proponent(s) and those who lodged a submission on the proposal have been advised that this matter is to be considered at the 11 February 2025 Ordinary Council Meeting.

Those who lodged a submission as part of the recent public comment period on the draft Success Reserve Master Plan will be advised of the outcome following Council's decision.

Implications of Section 3.18(3) *Local Government Act 1995*

Nil.

15. Reports-Standing Committee

Nil

16. Committee Minutes

Nil

17. Motions of Which Previous Notice Has Been Given

Nil

18. Notices Of Motion Given At The Meeting For Consideration At Next Meeting**18.1 Investigation – Rockingham and Phoenix Road Roundabout**

An investigation is requested into the viability of the proposed single lane roundabout at Rockingham Road and Phoenix Road, Spearwood, replacing the existing two lane signalised intersection, noting the Government guidelines for roundabouts, the imbalance of large traffic volumes at this intersection, the likely increase in traffic congestion, and increased safety concerns for pedestrians and cyclists, including students from the nearby Phoenix Primary School, from the introduction of a roundabout at this intersection, as well as significant Community concern about this proposal.

CARRIED 9/0**19. New Business of an Urgent Nature Introduced by Members or Officers**

Nil

20. Matters to be Noted for Investigation, Without Debate

Nil

21. (2025/MINUTE NO 0009) Confidential Business

21.1 Confidential Land Matter

This report and its attachments are **CONFIDENTIAL** in accordance with Section 5.23(2) (e)(iii) of the *Local Government Act 1995*, which permits the meeting to be closed to the public for business relating to the following:

(e)(iii) a matter that if disclosed, would reveal information about the business, professional, commercial or financial affairs of a person.

Council Decision

MOVED Cr T Widenbar SECONDED Cr T Dewan

That Council ADOPTS the actions agreed as specified in the Confidential Resolution.

CARRIED 9/0

22. (2025/MINUTE NO 0010) Resolution of Compliance

Council Decision

MOVED Cr C Reeve-Fowkes SECONDED Cr T Widenbar

That Council is satisfied that resolutions carried at this Meeting and applicable to items concerning Council provided services and facilities, are:-

- (1) integrated and co-ordinated, so far as practicable, with any provided by the Commonwealth, the State or any public body;
- (2) not duplicated, to an extent Council considers inappropriate, services or facilities as provided by the Commonwealth, the State or any other body or person, whether public or private; and
- (3) managed efficiently and effectively.

CARRIED 9/0

23. Closure of Meeting

There being no further business, the Presiding Member closed the meeting at 7:39pm.