



The Council of the City of Cockburn

Ordinary Council Meeting **Agenda**

Tuesday, 11 November 2025



City of Cockburn
PO Box 1215, Bibra Lake
Western Australia 6965

Cnr Rockingham Road and
Coleville Crescent, Spearwood

Telephone: (08) 9411 3444
Facsimile: (08) 9411 3333

Notice of Meeting

Pursuant to Clause 2.4 of Council's Standing Orders, an Ordinary Meeting of Council has been called for Tuesday 11 November 2025.

The meeting is to be conducted at 7:00 PM in the City of Cockburn Council Chambers, Administration Building, Coleville Crescent, Spearwood.

A handwritten signature in black ink, appearing to read 'D. Simms', is positioned above the name of the Chief Executive Officer.

Daniel Simms
Chief Executive Officer

Ordinary Council Meeting, 7pm, Tuesday, 11 November 2025

Agenda

Table of Contents

| | Page |
|--|------|
| 1. Declaration of Meeting..... | 5 |
| 2. Appointment of Presiding Member..... | 5 |
| 3. Disclaimer | 5 |
| 4. Acknowledgement of Receipt of Written Declarations of Financial Interests and Conflict of Interest..... | 5 |
| 5. Apologies and Leaves of Absence..... | 5 |
| 6. Response to Previous Public Questions Taken on Notice | 5 |
| 7. Written Requests for Leave of Absence..... | 7 |
| 8. Public Question Time | 7 |
| 9. Confirmation of Minutes..... | 7 |
| 9.1 Minutes of the Ordinary Council Meeting - 14/10/2025 | 7 |
| 9.2 Minutes of the Special Council Meeting - 28/10/2025 | 7 |
| 10. Deputations | 7 |
| 11. Business Left Over from Previous Meeting (if adjourned) | 7 |
| 12. Declaration by Members who have Not Given Due Consideration to Matters Contained in the Business Paper Presented before the Meeting | 7 |
| 13. Decisions Made at Electors Meeting..... | 7 |
| 14. Reports - CEO (and Delegates)..... | 8 |
| 14.1 Sustainable Development and Safety | 8 |
| 14.1.1 Development Contribution Plan 13 - Exercise of Clause 5.3.11.5..... | 8 |
| 14.1.2 Initiation and Final Adoption of (Basic) Amendment No.187 to Town Planning Scheme No.3 - Local Structure Plan Rationalisations..... | 15 |
| 14.1.3 Development Application - DA25/0515 - 35 Albion Avenue Lake Coogee - Renewal of DA22/0127 (Commercial Vehicle Parking) | 118 |
| 14.1.4 Preliminary Referral - Metropolitan Region Scheme (MRS) Amendment Lot 70 (No.340) Wattleup Road, Wattleup | 135 |
| 14.1.5 Multiple Dog Application – Property ID 6037680 - Reconsideration of Previous Decision | 146 |
| 14.2 Corporate and System Services | 152 |
| 14.2.1 Quarterly Organisational Performance Report..... | 152 |
| 14.2.2 Corporate Business Plan Key Performance Indicator - Quarter 1 Update Report..... | 174 |

| | | |
|--------|---|-----|
| 14.2.3 | Budget Amendments to the 2025-26 Municipal Budget | 184 |
| 14.2.4 | Payments Made from Municipal Fund and Local Procurement Summary - September 2025 | 188 |
| 14.2.5 | Monthly Financial Report - September 2025 | 271 |
| 14.3 | Infrastructure Services | 299 |
| 14.3.1 | RFT 20/2025 Electrical Services - Citywide Maintenance, Repairs, Replacement, Testing and Design | 299 |
| 15. | Reports - Standing Committee | 306 |
| 16. | Committee Minutes..... | 306 |
| 17. | Motions of Which Previous Notice Has Been Given..... | 306 |
| 18. | Notices Of Motion Given At The Meeting For Consideration At Next Meeting..... | 306 |
| 19. | New Business of an Urgent Nature Introduced by Members or Officers | 306 |
| 20. | Matters to be Noted for Investigation Without Debate | 306 |
| 21. | Confidential Business | 306 |
| 21.1 | Confidential Contractual Matter | 306 |
| 21.2 | Confidential Service Report | 306 |
| 22. | Closure of Meeting | 306 |

Ordinary Council Meeting, 7pm, Tuesday, 11 November 2025**Agenda****1. Declaration of Meeting**

The Presiding Member will acknowledge the Whadjup Peoples of the Nyungar Nation, who are the traditional custodians of the land on which the meeting is being held, and pay respect to their Elders both past and present and extend that respect to First Nations Peoples present.

2. Appointment of Presiding Member**3. Disclaimer**

Members of the public, who attend Council Meetings, should not act immediately on anything they hear at the Meetings, without first seeking clarification of Council's position.

Persons are advised to wait for written advice from the Council prior to taking action on any matter that they may have before Council.

4. Acknowledgement of Receipt of Written Declarations of Financial Interests and Conflict of Interest**5. Apologies and Leaves of Absence****6. Response to Previous Public Questions Taken on Notice**

Glenn Elliott, Success

Illegal Rubbish Dumping and Anti-Social Behaviour – Biloxi Loop, Success

Q1. What are you going to do about the illegal dumping on Biloxi Loop in Success, near the Aubin Grove Train Station? We are continually living in a rubbish tip. It has gotten to the point now where there has probably been 10 or 12 complaints by residents on Biloxi Loop and the residents at 3 Biloxi Loop, which is the Department of Housing flats, are continuing to dump rubbish on our front verge. We are living in a rubbish tip. I ask the Council, what are you going to do about this continual problem, and I would like some concrete steps to stop this, because we are sick of it?

A1. Response provided at the meeting

The Director Infrastructure Services advised he would take the question on notice and get a review of the volume of illegal dumping that has transpired at that particular location. The City does have the capacity within the process to understand some of the material that has been dumped and maybe align that to specific people or properties.

The City will work with Rangers and CoSafe team to review that. The Department of Housing will be something that the City will have to take up and clearly identify the situation and how it can support them to be able to ensure that the frequency of dumping, as you have raised, can be reduced or mitigated.

Q2. I understand previously the City has installed CCTV cameras in parts of the City, in what you call hotspots. We continually get Police knocking on our doors asking for video footage because we are the first street next to Aubin Grove Train Station. There is also a Department of Housing set of flats across the road. There have been multiple call outs for Police over the past three months and we have been asked multiple times for footage of that area. Can you please explain to me what would be a hotter spot for you to put video cameras in the City of Cockburn?

A2. Response provided at the meeting

The Director Sustainable Development and Safety advised the City only has three mobile CCTV cameras that it currently operates. The priority areas tend to be areas where there is incidents of anti-social behaviour, including physical assaults and the like. So we do prioritise different areas. In this case I will take your question on notice and in terms of when we would schedule for CCTV to go on Biloxi Loop. At this stage it depends on the current schedule and the current hotspots that are being investigated.

Response provide following the meeting

The City has already addressed the issue of unauthorised dumping of materials at Biloxi Loop.

The initial complaint was only received in early October 2025 and was still being actioned (response to Mr Elliot) at the time of the October OCM.

The material being dumped on the verge was household furniture, most likely the result of a tenant vacated one of the units. As such it is unlikely to be an ongoing issue.

Signs have been erected on the property fence about illegal dumping and Department of Communities requested to advise current tenants.

The staff will be getting back to Mr Elliot about the potential timing/scheduling of the City's mobile CCTV in the area.

'We are also liaising with WA Police as to the nature of the incidents in order to determine whether putting a mobile CCTV unit would be of benefit to them and residents.

7. Written Requests for Leave of Absence

Nil

8. Public Question Time

9. Confirmation of Minutes

9.1 Minutes of the Ordinary Council Meeting - 14/10/2025

Recommendation

That Council confirms the Minutes of the Ordinary Council Meeting held on Tuesday, 14 October 2025 as a true and accurate record.

9.2 Minutes of the Special Council Meeting - 28/10/2025

Recommendation

That Council confirms the Minutes of the Special Council Meeting held on Tuesday, 28 October 2025 as a true and accurate record.

10. Deputations

11. Business Left Over from Previous Meeting (if adjourned)

Nil

12. Declaration by Members who have Not Given Due Consideration to Matters Contained in the Business Paper Presented before the Meeting

13. Decisions Made at Electors Meeting

Nil

14 Reports - CEO (and Delegates)

14.1 Sustainable Development and Safety

14.1.1 Development Contribution Plan 13 - Exercise of Clause 5.3.11.5

| | |
|--------------------|---|
| Executive | Director Sustainable Development and Safety |
| Author | Strategic Planning Officer and Service Manager Strategic Planning |
| Attachments | N/A |

RECOMMENDATION

That Council:

- (1) EXERCISES clause 5.3.11.5 of Town Planning Scheme No.3 to apply a lesser Development Contribution Plan rate for the 2025 annual review than the independent certification recommends for Development Contribution Plan 13 (DCP13), with the rate to be not more than the WALGA (Local Government Index) applied to the annual rate update and escalated each quarter until the next annual review; and
- (2) NOTES in applying the lesser rate it:
 1. seeks to be aligned in principle to how DCP13 was originally constructed.
 2. sees the attractiveness of Cockburn as a place to invest and develop continue.
 3. seeks additional funding sources where available to supplement the DCP13 shortfall.

Background

Development contribution provisions (DCP) have been contained in Town Planning Scheme No.3 (TPS3) for a number of years.

The current provisions primarily reflect the wording from State Planning Policy 3.6 Infrastructure Contributions (SPP3.6) with some additions which clarify and deal with specific issues related to the City of Cockburn.

Some of the provisions are 'non-discretionary' in that they provide no flexibility to the administrator of the scheme. In 2020 a discretionary provision was added to provide Council the opportunity to apply flexibility in relation to the rates charged. This is clause 5.3.11.5 which reads:

'Notwithstanding clauses 5.3.11.1, 5.3.11.2(ii), 5.3.11.3 and 5.3.11.4, where the development contribution plan relates to community infrastructure, the local government may adopt a lesser rate than the independent certification recommends and make up the shortfall in accordance with clause 5.3.17.1'.

The purpose of this report is to inform Council's consideration on whether to exercise this clause which is not covered by the delegations to the Chief Executive Officer, in relation to the next review of Development Contribution Plan 13 (DCP13).

Up until the 2023/24 Financial Year, it was previously understood indexation was part of the delegation and applied to the DCP13 rate using the delegation to the Chief Executive Officer. The recommendations of this report are identical to the resolution adopted by Council at the [12 November 2024 OCM \(Item 14.1.5\)](#).

Submission

N/A

Report

What are Development Contribution Plans

Development Contributions Plans are mechanisms used to ensure developers contribute fairly to the cost of infrastructure required to support new developments and subdivisions. These contributions, which can be in the form of payments or 'in-kind' works, play a vital role in funding essential community infrastructure in Cockburn.

This includes roads, drainage systems, community and recreation centres, sporting facilities, libraries, and other amenities benefiting the broader community. DCPs allow for the equitable sharing of these cost between developers within Cockburn.

The ability to implement a DCP stems from State Planning Policy 3.6 – Infrastructure Contributions (SPP3.6) and is incorporated into the City of Cockburn Town Planning Scheme No.3 (TPS3).

Each year, the City is required to conduct an annual review of the infrastructure costs included in its DCPs. This review ensures that the costs, which are often based on estimates, remain current and reflect market conditions. The review involves engaging an independent appropriately qualified and experienced professional to verify the estimated costs. Once certified, this independent review can be provided to developers upon request.

Extent of Development Contribution Plan 13

DCP13 is the City's largest and most extensively applied DCP, for community infrastructure applying to all residential development in the City of Cockburn. It was originally drafted around 2009, and after extensive consultation, gazetted in August 2011.

At the time, it was the first such DCP to be approved under the 2009 State Planning Policy. The adopted lifespan of DCP13 was until 30 June 2031 (far longer than the policy intended), based on a future total of 52,442 dwellings (at 2031), with just under \$150M of infrastructure to deliver.

As developments at Cockburn Coast and Treeby were rezoned, additional infrastructure was added. This was for a future total of 64,417 dwellings (as at 2031) with just over \$220M of infrastructure to deliver. All these 29 items remain in DCP13, none have been deleted.

Progress on delivering DCP13

Significant progress has been made in delivering on the DCP13 commitments, however, all items had originally been anticipated to be completed by 2021. As at 2025, 14 of the 29 items are complete.

Completion of infrastructure was important as it meant the 'actual cost' to be collected via the DCP was known and fixed, instead of being based on estimates and the continuing risk of construction increases.

Some of this is reflective of the enormous construction market cost increases since 2019. It would be unfair to not also acknowledge, many of the items have substantially changed in scope since 2009, meaning the local government has taken on more cost than originally planned (as the DCP will only fund the original scope).

The City recently participated in the Parliamentary Inquiry into local government sustainability. One of the matters noted was development contributions given their importance as a funding stream towards community infrastructure.

There are governance obligations when managing these DCP that are critical to observe but were seemingly created with little regard to how community needs or the construction industry might change over time.

Maintaining attractiveness of Cockburn as a place to invest and develop

When DCP13 was established, it was envisaged to be generally be in the order of 1–2% of the value of each new lot created by developers.

There was industry feedback at the time this would be acceptable. It is worth noting 2009 was a time where housing affordability was also a critical concern in the development and broader communities.

This warrants a reflection on how this concern was treated when DCP13 was set up, as well as changes the State has made to the overarching policy about infrastructure contributions and how this might influence Council's direction today.

In recent years, the State has introduced a "capped rate" for newer community infrastructure DCP of \$5,000 per lot. This is in State Planning Policy 3.6 'Infrastructure Contributions'.

Taking one of Cockburn's popular greenfield development areas, Hammond Park as an example, the current rates are still consistent with these two amounts as shown in the table below:

| Hammond Park land listings September 2025 | Current listing price | 1% of listing price | 2% of listing price | Current DCP 13 rate (due for review in 2026) |
|--|-----------------------------|---------------------------|---------------------------|--|
| Lot 107 Menzie Road (375m ²) | \$430,000 | \$4,300 | \$8,600 | \$5,543.99 |
| Lot 129 Calypso Drive (315m ²) | \$395,000 | \$3,950 | \$7,900 | |
| Lot 64 Tallerack Road (375m ²) | \$430,000 | \$4,300 | \$8,600 | |

This consistency seems to also apply in one of Cockburn's more established suburbs, Hamilton Hill as shown in the table below

| Hamilton Hill land sales recorded August 2025 | Current listing price | 1% of listing price | 2% of listing price | Current DCP 13 rate (due for review in 2026) |
|--|-----------------------------|---------------------------|---------------------------|--|
| 16A Lucius Road (457m ²) | \$975,000 | \$9,750 | \$19,500 | \$4,684.21 |
| 1B Bailey Street (221m ²) | \$750,000 | \$7,500 | \$15,000 | |

The DCP13 rate in practice is not applied as a percentage of the land sale price and rather a rate is set per lot/dwelling. This is because DCP13 is there to partially fund the community infrastructure needs for these new lots and the people who will live there, rather than the value of the property.

Summary

After 2031, the City will lose the ability to levy developers for DCP13 – unless it sought to extend the lifespan of the DCP (via scheme amendment).

Whether this would be approved would be up to the Minister for Planning and should not be presumed given the current lifespan far exceeded the State Planning Policy's intent. In the interim, efforts need to continue on delivery of the remaining DCP13 items.

Therefore, it is recommended to apply a lesser rate than the independent certification recommendations, not exceeding the WALGA (LGI) rate for the annual review (with quarterly escalation).

Some of the upcoming milestones in the administration program for DCPs is the financial auditing and the Annual Status Reports which will document progression against the capital expenditure planning, residential growth and balance of the DCP reserves. These could not be completed without the annual review being done.

Strategic Plans/Policy ImplicationsLocal Economy

A sustainable and diverse local economy that attracts increased investment and provides local employment.

- A City that is 'easy to do business with'.
- Increased Investment, economic growth and local employment.

Community, Lifestyle and Security

A vibrant healthy, safe, inclusive, and connected community.

- Accessible and inclusive community, recreation and cultural services and facilities that enrich our community.

City Growth and Moving Around

A growing City that is easy to move around and provides great places to live.

- An attractive, socially connected and diverse built environment.

Listening and Leading

A community focused, sustainable, accountable, and progressive organisation.

- Best practice Governance, partnerships and value for money.

Budget/Financial Implications

Development Contribution rates are based on estimates (both of growth forecasts and construction costs for remaining infrastructure items).

The reliance on estimates is less than ideal, making forward budget planning difficult for both Council and to a lesser extent, developers dealing with the City.

Development Contribution Plan 13 has a lifespan till 30 June 2031, which is a 20-year period from its commencement.

Originally the infrastructure was intended for delivery in the first 11 years of operation, which has now passed. In part, this would have mitigated the risk of using estimates for construction costs.

Adopting a 'lesser rate' brings an obligation to find another source of funding to provide the remaining infrastructure. In the City's Long Term Financial Plan (LTFP), an amount has been allocated towards community infrastructure projects, as well as an estimate of external funding sources like DCP13. The assumption in the LTFP is a static amount across the years for the DCP, noting it is difficult to predict the variances in DCP income over the years. With a revised capital expenditure plan in development, this can inform the outgoing DCP funds towards items as they are completed.

In preparing the LTFP, there is a recognition of the projects in all our development contribution plans.

Legal Implications

The City's Town Planning Scheme No.3 enables a lesser rate in the situation of DCP13 to be adopted by Council.

This clause is only able to be applied to DCP where the City is a participant (i.e. we have a municipal share to provide) and the DCP is for community infrastructure.

Community Consultation

The City is not required to consult on the annual rate review of DCPs, but it needs to undertake that review.

Advertising of each DCP occurs as part of a scheme amendment process to introduce a DCP into the City's planning scheme. This includes a draft cost and important aspects like the infrastructure item details and the methodology for calculations.

Once the reviewed rate is determined, it is published to the City's website and becomes the new rate to be applied. Before DCP rates are updated, the outcomes of the review are not publicised with developers. Rates are updated in the later part of the calendar year, generally as all required inputs are received and able to be reviewed.

There is not a 'fixed date', other than to be mindful of the last date of publication.

Risk Management Implications

Council has the discretion to exercise clause 5.3.11.5 of the Scheme, however there is no 'obligation' to do so.

Over the years, since DCP13's gazettal, Council has adopted a number of budgets and project plans for capital infrastructure related to DCP13 items.

Very strong progress has been made in delivering and/or progressing the project planning for many of the items, often well beyond the original project envisioned. Our community enjoys and benefits from some wonderful community facilities as a result.

On the other hand, there are still some facilities that have not progressed. This means their final cost is still uncertain (creating risk of the City not collecting sufficient DCP funds).

These items are costed annually based on estimates. There is a direct correlation between how much Council has invested in planning these projects and the reliability of the estimated costs.

Predictably as time goes on, costs also will generally rise, widening the gap between what the DCP will contribute and what Council will need to fund by other means.

In the context of the above level of risk to DCP funding already exercised, there is limited additional risk taken on by exercising clause 5.3.11.5 of the Scheme to apply a lesser rate.

If Council chooses not to apply this lesser rate, this will see higher charges applied to persons and companies undertaking development in Cockburn.

This would be all developers, not simply the larger firms, but also a landowner who might be doing a two-lot subdivision in an older suburb. There is a risk these higher rates would be disputed as well as have the impact of slowing development.

Decreased development has a direct impact on the DCP reserve. Without incoming revenue, the DCP reserve is unable to pay towards projects as they reach completion (this means the local government must fund and carry this share till the DCP receives incoming revenue). This lack of momentum may also delay further project delivery.

Maintaining at least some momentum in development in Cockburn (and the related DCP revenue) could be achieved by applying a lesser rate as per the recommendation.

Advice to Proponent(s)/Submitters

N/A

Implications of Section 3.18(3) *Local Government Act 1995*

Nil

14.1.2 Initiation and Final Adoption of (Basic) Amendment No.187 to Town Planning Scheme No.3 - Local Structure Plan Rationalisations

| | |
|------------------------------|---|
| Executive | Director Sustainable Development and Safety |
| Author | Strategic Planning Officer and Service Manager Strategic Planning |
| Attachments | 1. Draft Scheme Amendment No. 187 Report ↓ |
| Location | Various Locations |
| Owner | Various |
| Applicant | City of Cockburn |
| Application Reference | 109/187 |

RECOMMENDATION

That Council:

- (1) AMENDS the City of Cockburn Town Planning Scheme No. 3, pursuant to Section 75 of the *Planning and Development Act 2005*, by:
 1. Rezoning various lots within 'Development Areas 4, 5, 26, 27, 31 & 41' from 'Development' to 'Residential (R20)', 'Residential (R25)', 'Residential (R30)', 'Residential (R35)', 'Residential (R40)', 'Residential (R50)', 'Residential (R60)', 'Residential (R80)' and 'Local Centre', as depicted on the Scheme Amendment Maps.
 2. Reclassifying land within 'Development Areas 4, 5, 26, 27, 31 & 41' from the 'Development' zone to a local reserve for 'Parks and Recreation', 'Public Purpose – Primary School' or 'Local Road', as depicted on the Scheme Amendment Map.
 3. Reducing the extent of the 'Development Areas 4 (DA4), 5 (DA5), 26 (DA26), 27 (DA27), & 31 (DA31)' special control area boundaries, as depicted on the Scheme Amendment Map.
 4. Deleting 'Development Area 41' (DA41) entirely, from within Table 9 – Development Areas of the Scheme Text and the face of the Scheme Map.
 5. Updating the 'Region Scheme Reserves' on the Scheme Map Legend by:
 - a) Deleting 'Parks and Recreation' and replacing it with 'Regional Open Space'
 - b) Deleting 'Parks and Recreation – Restricted' and replacing it with 'Regional Open Space – Restricted Public Access'
 - c) Deleting both 'Public Purposes - University (U)' and 'Public Purposes - Technical School (TS)' and replacing them with 'Public Purposes - Tertiary Education (TE)'
 - d) Deleting both 'Public Purposes – State Electricity Commission (SEC)' and 'Public Purposes – Water Corporation of WA (WSD)' and replacing them with 'Public Purposes – Public Utilities (PU)'; and
 6. Replacing the 'SEC' and 'WSD' symbols with 'PU', and the 'U' symbol with 'TE' where they currently appear on the face of the Scheme Maps.

- (2) DETERMINES that the Amendment is 'basic' under the provisions of the Planning and Development (Local Planning Schemes) Regulations 2015 as it satisfies the following criteria in Part 5, Division 5, Regulation 34:
- It is an amendment to the local planning scheme that involves zoning land consistent with an approved structure plan for the same land;
 - It is an amendment that brings the local scheme into greater alignment with the region scheme; and/or is
 - It is an amendment that corrects minor anomalies/administrative errors;
- PROVIDES the Amendment to the Western Australian Planning Commission, pursuant to Part 5, Division 4, Regulation 58 of the *Planning and Development (Local Planning Schemes) Regulations 2015*, for its consideration;
- (3) REFERS the Amendment to the Environmental Protection Authority (EPA) pursuant to Section 81 of the *Planning and Development Act 2005*, by giving to the EPA written notice of this resolution and such written information about the amendment as is sufficient to enable the EPA to comply with Section 48A of the *Environmental Protection Act 1986* in relation to the proposed scheme amendment;
- (4) Upon compliance with Section 81 and 82 of the *Planning and Development Act 2005*, DELGATES authorisation and submission of the amendment documentation to the Western Australian Planning Commission along with a request for the endorsement of final approval by the Hon. Minister for Planning; and
- (5) NOTES pursuant to Part 5, Division 1, Regulation 35A of the *Planning and Development (Local Planning Schemes) Regulations 2015*, the intention to revoke the following Structure Plans (via clause 29A of Schedule 2, Part 4 of the *Deemed Provisions*) upon the approval of Amendment No.187:

| FULL REVOCATION | | | |
|------------------|--|---|----------------|
| Structure Plan # | Address | Latest WAPC Endorsement | WAPC Reference |
| 5R | Lot 5 Rockingham Road, Munster (Lake Coogee) | 1 November 2017 | SPN/2098 |
| 26P | Lot 9008 Frankland Ave, Hammond Park | 16 September 2021 | SPN/2191 |
| 26Q | Lot 50 Barfield Road, Hammond Park | 10 February 2022 | SPN/2298 |
| 27D | Lots 109-110 Wattleup Road, Hammond Park | 11 March 2015 (Extended: 20 June 2024) | SPN/0729 |
| 31F | Lots 1, 9 & 10 Hamilton Road, Spearwood | 4 May 2015 (Extended: 2 December 2024) | SPN/0709 |
| 31L | Lot 34 Ocean Road, Coogee | 8 July 2022 | SPN/2299 |
| 41A | Lot 703 Ghostgum Avenue, Treeby | 28 October 2021 | SPN/2253M-1 |

| PARTIAL REVOCATION | | | |
|--------------------|--|--|-----------------|
| Structure Plan # | Address | Latest WAPC Endorsement | WAPC Reference |
| 4C | Lots 1001 & 83 Watson Road & 82 View Street, Beeliar | 8 August 2011 (Extended: 13 May 2025) | SPN/0283 |
| 4H | Lots 75-81 Prizmic Street & 84-90 Watson Road, Beeliar | 28 July 2017 | SPN/2064 |
| 5A | Munster Phase 1 | 11 January 2006 (Extended: 13 Sept. 2023) | 801/02/23/0038P |
| 5C | Munster Phase 3 | 2 May 2010 (Extended: 5 April 2024) | SPN/0821M-1 |
| 27E | Hammond Park West – Lots 71, 74-76 & 303-305 Wattleup Road, Hammond Park | 28 September 2017 (Mods: 28 September 2022) | SPN/2082M-2 |

Background

Structure plans are important planning instruments, regularly used to coordinate the subdivision and development of land, particularly in new, greenfield locations. Despite its recent program of rationalisations, the City still has over 70 local structure plans operating within its scheme area.

When the *Planning and Development (Local Planning Schemes) Regulations* came into effect on 19 October 2015, a key change involved the introduction of a 10-year time limit to the validity period of structure plans. Structure Plans approved prior to this date were automatically given a 10-year timeframe for approval, from when the Regulations came into effect.

Under the State Planning Framework, once a structure plan has served its purpose (typically once all the lots have been subdivided and physically created), the zones and reserves are to be transferred into the Scheme and the structure plan revoked.

This process, commonly referred to as structure plan ‘rationalisation’, ensures the City retains appropriate planning mechanisms to guide and control future use and/or redevelopment of the land (including the same range of permissible land uses and associated development standards as currently apply) into the future, consistent with current community expectations.

Submission

The amendment was prepared by the City to simplify and maintain an appropriate local planning framework.

Following completion of its recent rationalisation program (ahead of the initial 19 October 2025 deadline), the City now undertakes an annual audit to determine which structure plans require extension (ahead of expiry), and which ones have been subdivided and/or developed to the point that they have served their purpose and can either be fully or partially rationalised into the scheme.

As a result, a key difference from earlier proposals is that instead of focusing on the structure plans within one Development Area, it seeks to address structure plans that are ready across the entire City, involving multiple Development Areas.

Report

This proposal involves rationalising the outcomes of the 2025 structure plan audit. The following Local Structure Plans (LSP) have been identified as fully implemented:

| Structure Plan # | Structure Plan Name |
|------------------|---|
| | DEVELOPMENT AREA 5 – MUNSTER (LAKE COOGEE) |
| 5R | Lot 5 Rockingham Road, Munster (Lake Coogee) |
| | DEVELOPMENT AREA 26 – HAMMOND PARK |
| 26P | Lot 9008 Frankland Ave, Hammond Park |
| 26Q | Lot 50 Barfield Road, Hammond Park |
| | DEVELOPMENT AREA 27 – HAMMOND PARK |
| 27D | Lots 109-110 Wattleup Road, Hammond Park |
| | DEVELOPMENT AREA 31 – SPEARWOOD & COOGEE |
| 31F | Lots 1, 9 & 10 Hamilton Road, Spearwood |
| 31L | Lot 34 Ocean Road, Coogee |
| | DEVELOPMENT AREA 41 – GHOSTGUM AVENUE |
| 41A | Lot 703 Ghostgum Avenue, Treeby |

The following LSPs have been identified as being substantially implemented:

| Structure Plan # | Structure Plan Name |
|------------------|--|
| | DEVELOPMENT AREA 4 – BEELIAR |
| 4C | Lots 1001 & 83 Watson Road & 82 View Street, Beeliar |
| 4H | Lots 75-81 Prizmic Street & 84-90 Watson Road, Beeliar |
| | DEVELOPMENT AREA 5 – MUNSTER (LAKE COOGEE) |
| 5A | Munster Phase 1 |
| 5C | Munster Phase 3 |
| | DEVELOPMENT AREA 27 – HAMMOND PARK |
| 27E | Hammond Park West – Lots 71, 74-76 & 303-305 Wattleup Road, Hammond Park |

The principal purpose of this amendment is therefore to:

- Transfer the zones and reserves shown on the approved structure plans for the completed development areas into Town Planning Scheme No.3 (TPS3)
- Make any consequential adjustments to affected Development Areas
- Revoke and/or partially revoke the status of affected structure plans.

The proposal also includes updating the references to select Metropolitan Region Scheme (MRS) reservations on the legend and on the face of the Scheme Maps.

Development Areas

As the determining criteria for inclusion in this proposal are when the Structure Plans were approved, and the speed at which they have developed, the affected structure plans are scattered across the City involving six different Development Areas.

Deletion of Development Area 41 is proposed in response to rationalisation of its only structure plan (41A – Lot 703 Ghostgum Avenue) as part of this proposal.

Otherwise, all the Development Areas still have portions yet to be structure planned, or structure plans in various stages of physical completion. In these instances, deletion and removal of the special provisions from within Table 9 of TPS3 is not proposed, rather just a reduction to the extent of the special control area boundary on the scheme maps to reflect the outcomes of this proposal.

Development Contribution Areas

All the land also forms the subject of one or more Development Contribution Areas (DCA). This amendment has no impact on the operation of those DCA's.

Local Structure Plans

There are currently 38 operative structure plans across the combined six affected Development Areas, that collectively identify a local road, public open space and drainage network servicing a range of low-to-high density (R20-R80) residential housing, educational and commercial facilities.

Of those structure plans, seven (7) have been fully subdivided and/or developed. A further five (5) are substantially complete, with small pockets yet to develop to their ultimate potential.

On each of the structure plans being rationalised, all the proposed zonings and reserves detailed on the structure plan maps typically directly correlate to zonings and reserves that exist in TPS3.

All the public roads have been constructed (or there are arrangements in place to ensure they are), and all other public reserves embellished to the required standard and transferred into public ownership, in accordance with the applicable subdivision approvals.

Further detail on the relevant Development Areas and the structure plans proposed to be rationalised into TPS3 are included in the Draft Scheme Amendment No.187 Report (refer Attachment 1).

Type of Amendment

This scheme amendment is considered a 'Basic' Amendment under the provisions of the *Planning and Development (Local Planning Schemes) Regulations 2015*, on the basis it is an amendment to the local planning scheme that involves zoning land consistent with an approved structure plan for the same land, or administrative changes to align with the Region Scheme.

Strategic Plans/Policy Implications

Local Economy

A sustainable and diverse local economy that attracts increased investment and provides local employment.

- A City that is 'easy to do business with'.

Listening and Leading

A community focused, sustainable, accountable, and progressive organisation.

- Best practice Governance, partnerships and value for money.

Budget/Financial Implications

Not Applicable – the Scheme Amendment documentation has been prepared, and the proposal will be progressed by the administration under its FY26 budget allocation.

Legal Implications

- Planning and Development Act 2005
- Planning and Development (Local Planning Schemes) Regulations 2015

Community Consultation

Part 5 (Division 1, Regulation 34) of the Planning and Development (Local Planning Schemes) Regulations 2015 identifies three scheme amendment types: basic, standard, and complex.

The changes proposed by Scheme Amendment No.187 meet the definition of a 'basic' scheme amendment. Such proposals do not typically require public advertising.

Advertising will only occur if the Western Australian Planning Commission disagrees with the City's determination of the 'type' of Scheme Amendment (i.e. that it should be processed as a 'standard' or 'complex' scheme amendment, pursuant to r.59 of the *Regulations*), or the Minister for Planning subsequently directs the City to do so

(on the basis the Amendment is considered significant, pursuant to r.61 of the *Regulations*).

Amendments to the Regulations that took effect on 1 March 2024 clarified that as there is no need for basic scheme amendments to be advertised, there is no need to seek the Minister's Approval to do so pursuant to s.83A of the *Planning and Development Act 2005*.

Risk Management Implications

The officer recommendation considers the relevant planning matters associated with the proposal. It is considered the officer recommendation is appropriate.

If the Scheme Amendment does not proceed (or is ultimately refused by the Minister for Planning):

- an opportunity will be missed to simplify the planning framework and remove additional layers of planning (structure plans) that have served their purpose
- the City will need to consider alternatives to ensure an appropriate local planning framework is in place to guide future land use for the subject sites ahead of the structure plans expiring.

Advice to Proponent(s)/Submitters

N/A

Implications of Section 3.18(3) *Local Government Act 1995*

Nil



Town Planning Scheme No.3
Amendment No. 187
(Basic)

2025 Local Structure Plan Rationalisations

NOVEMBER 2025

Planning and Development Act 2005
RESOLUTION TO AMEND A TOWN PLANNING SCHEME

City of Cockburn
Town Planning Scheme No.3
Amendment No.187

RESOLVED that the Council, in pursuance of Section 75 of the *Planning and Development Act 2005*, amend the City of Cockburn Town Planning Scheme No. 3 by:

1. Rezoning various lots within 'Development Areas 4, 5, 26, 27, 31 & 41' from 'Development' to 'Residential (R20)', 'Residential (R25)', 'Residential (R30)', 'Residential (R35)', 'Residential (R40)', 'Residential (R50)', 'Residential (R60)', 'Residential (R80)' and 'Local Centre', as depicted on the Scheme Amendment Maps.
2. Reclassifying land within 'Development Areas 4, 5, 26, 27, 31 & 41' from the 'Development' zone to a local reserve for 'Parks and Recreation', 'Public Purpose – Primary School' or 'Local Road', as depicted on the Scheme Amendment Map.
3. Reducing the extent of the 'Development Areas 4 (DA4), 5 (DA5), 26 (DA26), 27 (DA27), & 31 (DA31)' special control area boundaries, as depicted on the Scheme Amendment Map.
4. Deleting 'Development Area 41' (DA41) entirely, from within Table 9 – Development Areas of the Scheme Text and the face of the Scheme Map.
5. Updating the 'Region Scheme Reserves' on the Scheme Map Legend by:
 - a) Deleting 'Parks and Recreation' and replacing it with 'Regional Open Space'
 - b) Deleting 'Parks and Recreation – Restricted' and replacing it with 'Regional Open Space – Restricted Public Access'.
 - c) Deleting both 'Public Purposes - University (U)' and 'Public Purposes - Technical School (TS)' and replacing them with 'Public Purposes - Tertiary Education (TE)';
 - d) Deleting both 'Public Purposes – State Electricity Commission (SEC)' and 'Public Purposes – Water Corporation of WA (WSD)' and replacing them with 'Public Purposes – Public Utilities (PU)'; and
6. Replacing the 'SEC' and 'WSD' symbols with 'PU', and the 'U' symbol with 'TE' where they currently appear on the face of the Scheme Maps.

The Amendment is 'basic' under the provisions of the *Planning and Development (Local Planning Schemes) Regulations 2015* for the following reasons:

- *It is an amendment the local planning scheme that involves zoning land consistent with an approved structure plan for the same land;*

- *It is an amendment that brings the local scheme into greater alignment with the region scheme; and/or is*
- *It is an amendment that corrects minor anomalies/administrative errors.*

Pursuant to Regulation 35A of the *Planning and Development (Local Planning Schemes) Regulations 2015*, the amendment to the above Local Planning Scheme affects the following structure plan(s):

| Structure Plan # | Address | Latest WAPC Endorsement | WAPC Reference |
|------------------|--|---|----------------|
| 5R | Lot 5 Rockingham Road, Munster (Lake Coogee) | 1 November 2017 | SPN/2098 |
| 26P | Lot 9008 Frankland Ave, Hammond Park | 16 September 2021 | SPN/2191 |
| 26Q | Lot 50 Barfield Road, Hammond Park | 10 February 2022 | SPN/2298 |
| 27D | Lots 109-110 Wattleup Road, Hammond Park | 11 March 2015 (Extended: 20 June 2024) | SPN/0729 |
| 31F | Lots 1, 9 & 10 Hamilton Road, Spearwood | 4 May 2015 (Extended: 2 Dec. 2024) | SPN/0709 |
| 31L | Lot 34 Ocean Road, Coogee | 8 July 2022 | SPN/2299 |
| 41A | Lot 703 Ghostgum Avenue, Treeby | 28 October 2021 | SPN/2253M-1 |

Upon the amendment taking effect the above structure plans are to be revoked.

| Structure Plan # | Address | Latest WAPC Endorsement | WAPC Reference |
|------------------|--|--|-----------------|
| 4C | Lots 1001 & 83 Watson Road & 82 View Street, Beeliar | 8 August 2011 (Extended: 13 May 2025) | SPN/0283 |
| 4H | Lots 75-81 Prizmic Street & 84-90 Watson Road, Beeliar | 28 July 2017 | SPN/2064 |
| 5A | Munster Phase 1 | 11 January 2006 (Extended: 13 Sept. 2023) | 801/02/23/0038P |
| 5C | Munster Phase 3 | 2 May 2010 (Extended: 5 April 2024) | SPN/0821M-1 |
| 27E | Hammond Park West – Lots 71, 74-76 & 303-305 Wattleup Road, Hammond Park | 28 September 2017 (Mods: 28 Sept. 2022) | SPN/2082M-2 |

Upon the amendment taking effect 'partial' revocation of the above approved structure plans is to occur.

Dated this day of 20.....

CHIEF EXECUTIVE OFFICER

AMENDMENT REPORT

1.0 INTRODUCTION

Structure Plan No.'s 5R, 26P, 26Q, 27D, 31F, 31L and 41A have all been fully implemented.

Structure Plan No.'s 4C, 4H, 5A, 5C and 27E have been substantially complete for some time, but reflective of their original scale and fragmented ownership, there remain small pockets yet to develop to their ultimate potential.

The purpose of this 'basic' scheme amendment is to transfer the zones and reserves shown on the applicable structure plans into Town Planning Scheme No.3 (TPS 3), to ensure the City maintains appropriate development control.

This process is referred to as the rationalisation of structure plans.

Also included are administrative changes required to address the outcome of the *Planning and Development Amendment (Metropolitan Region Scheme) Bill 2024*, specifically clause 73 of the modernised Metropolitan Region Scheme (MRS) and MRS Amendment No.1431, which in combination have consolidated and renamed several Regional Reserves that need to be reflected in the local scheme.

2.0 BACKGROUND

Development Area 4

Development Area 4 (DA4) has formed the subject of several amendments over the past 30 years, including three separate MRS amendments between 1993 and 1996 that collectively transferred the land from 'Rural' and 'Urban Deferred' into the 'Urban' zone.

In response to the MRS amendments, the City's former District Zoning Scheme No.2 (DZS2) was also amended several times, to establish the DA4 special control area and transfer land within it from 'Rural' to 'Residential (R20 or R40)', the 'Commercial' zone, or a local 'Public Purpose' reservation. Upon the 2002 gazettal of TPS3 the boundary of DA4 remained unchanged, however all undeveloped land was transferred into the newly created 'Development' zone.

At the same time, 'Special Use 11' was created over the then Cockburn Cement owned landholdings (located outside the Hope Valley Wattleup Act area), to effectively limit their use to a conservation area that buffers their nearby manufacturing operation from surrounding use. In 2017, TPS3 Amendment No.110 then rezoned the portion located outside the Kwinana Environmental Protection Policy (EPP) Air Quality Buffer to 'Development', to enable its sale and development for residential purposes.

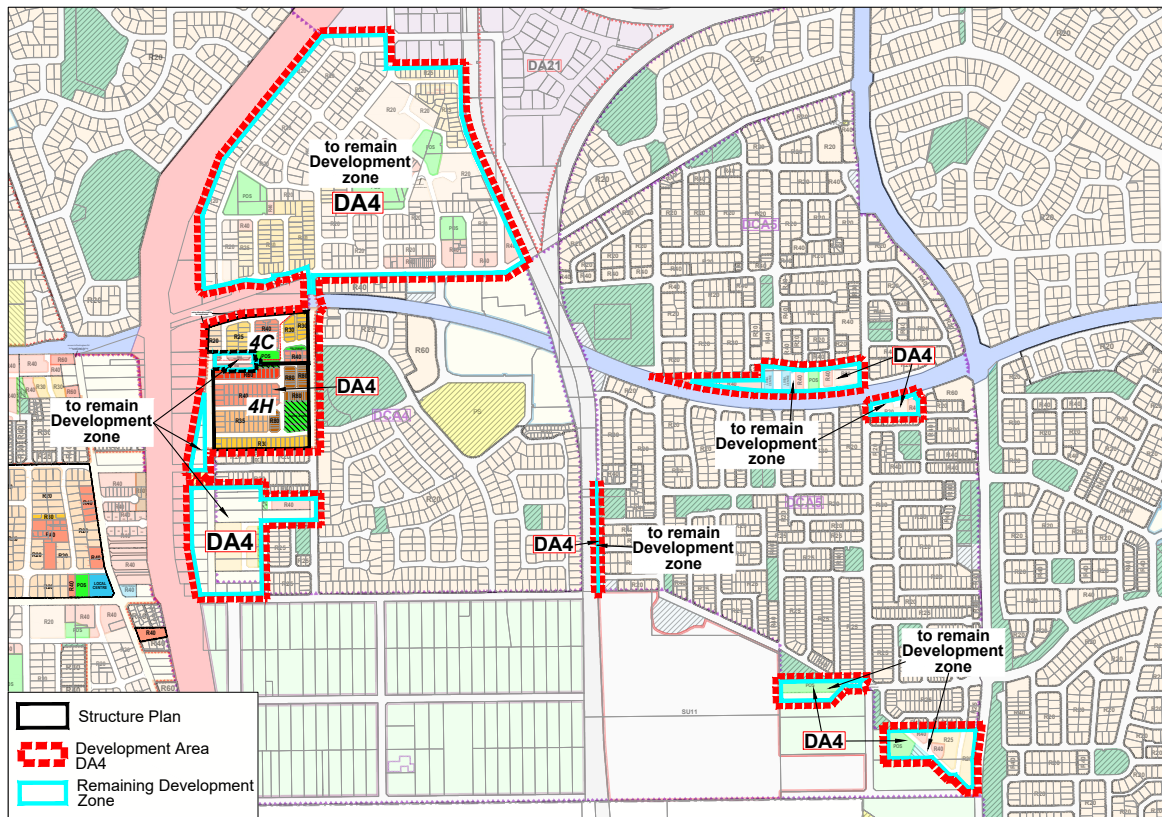


Figure 1 - DA4, Amendment Extent and Development Zone extent

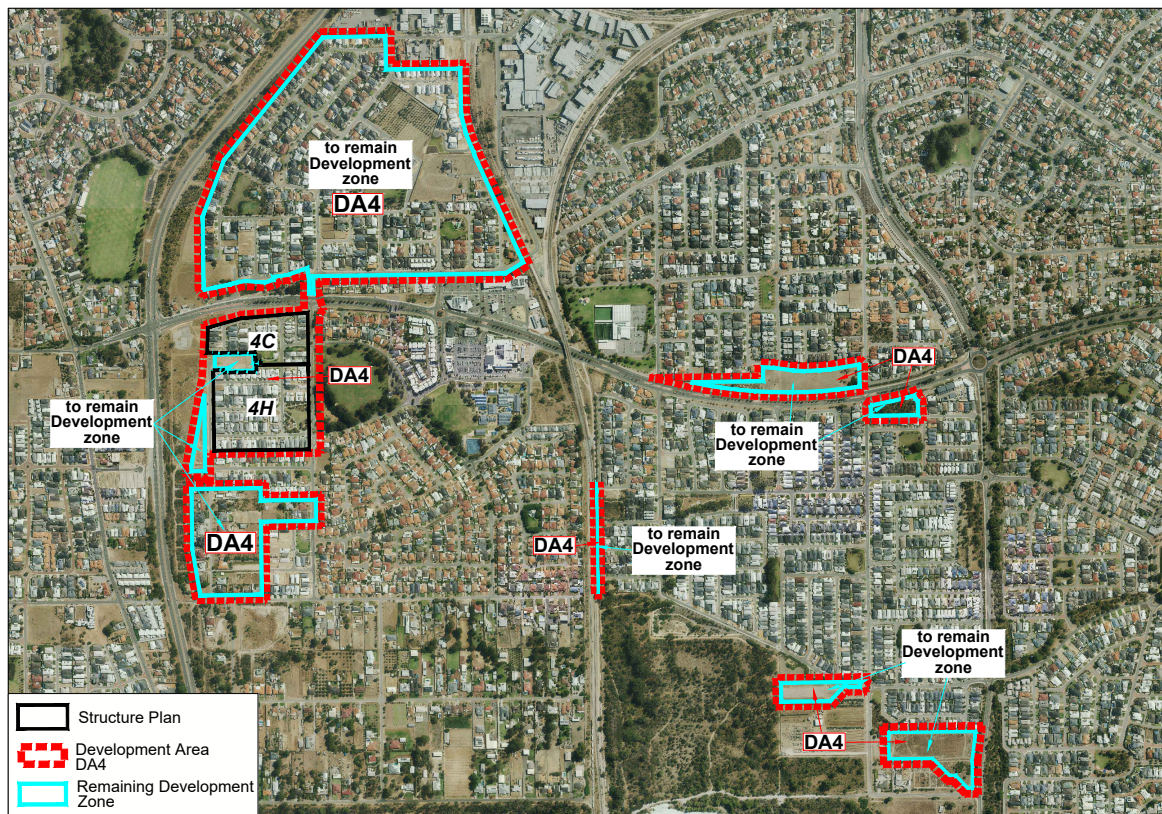


Figure 2 - Aerial Photograph showing extent of Completed Subdivision and Development

DA4 was amended to its current extent as a result of the rationalisations completed via TPS3 Amendment No.174 (gazetted 14 February 2025).

As detailed in the following table, DA4 currently includes six (6) operative structure plans, two (2) of which are proposed to be partially rationalised by this proposal:

| Structure Plan # | Address | Latest Approval (& Expiration Dates) | Proposed Action |
|------------------|---|--|---|
| 4A | Cell 6 – Yangebup / Beeliar | WAPC Mods: 18/7/2022 (Expires: 19/10/2035) | Recent Extension Approved by WAPC |
| 4B | Cell 9 (Yangebup) & Cell 10 (Beeliar) | WAPC Mods: 19/1/2018 (Expires: 19/10/2035) | Recent Extension Approved by WAPC |
| 4C | Lots 1001 & 83 Watson Road and 82 View Street, Beeliar | WAPC: 21/3/2012 (Expires: 19/10/2030) | Partially Included in this Amendment |
| 4G | Lot 95 Watson Road, Beeliar | WAPC: 15/3/2016 (Expires: 15/3/2036) | Recent Extension Approved by WAPC |
| 4H | Lots 75-81 Prizmic Street & 84-90 Watson Road, Beeliar | WAPC: 28/7/2017 (Expires: 28/7/2027) | Partially Included in this Amendment |
| 4K | Lots 7, 65-67 View Street, Beeliar | WAPC: 3/10/2019 (Expires: 3/10/2029) | No Current Action (valid until 2029) |

The extent of DA4 (thick red dotted line), this scheme amendment proposal (black solid line), and the relevant Structure Plans are depicted on **Figures 1 and 2**.

As the balance of 4C, 4H and Structure Plans 4A, B, G and K are either yet to commence or are still undergoing further subdivision and development, they are not being rationalised by this proposal and will retain their existing 'Development' zoning.

Development Area 5

Development Area 5 (DA5) formed the subject of MRS Amendment 939/33A, which was approved by the Minister for Planning on 17 January 1997. The Amendment rezoned land within the subject area from 'Rural' to 'Urban', except land within 750 metres of the Woodman Point Wastewater Treatment Plant (WPWTP) and the Kwinana EPP buffer, which were zoned 'Urban Deferred' under the MRS.

DA5 was created via Amendment No.192 to former DZS2, which covered 13 lots on the western side of Rockingham Road between Mayor Road and West Churchill Avenue.

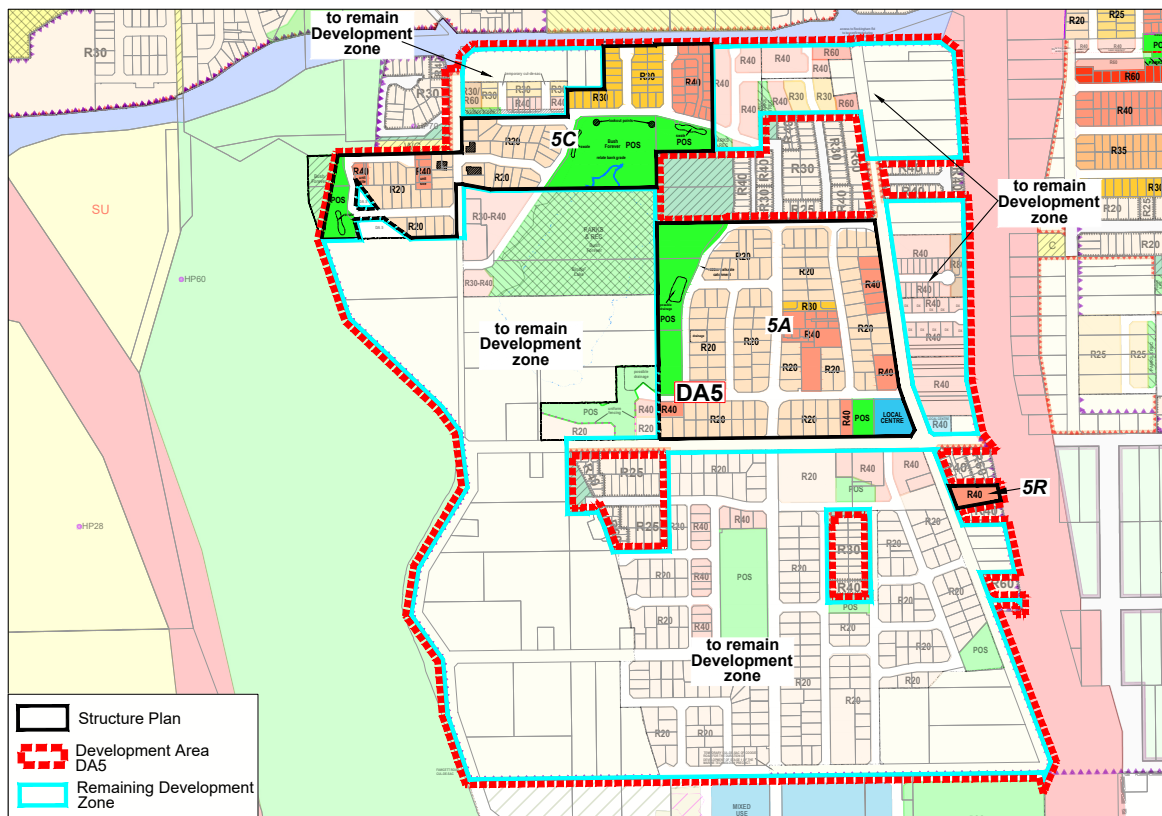


Figure 3 - DA5, Amendment Extent and Development Zone extent

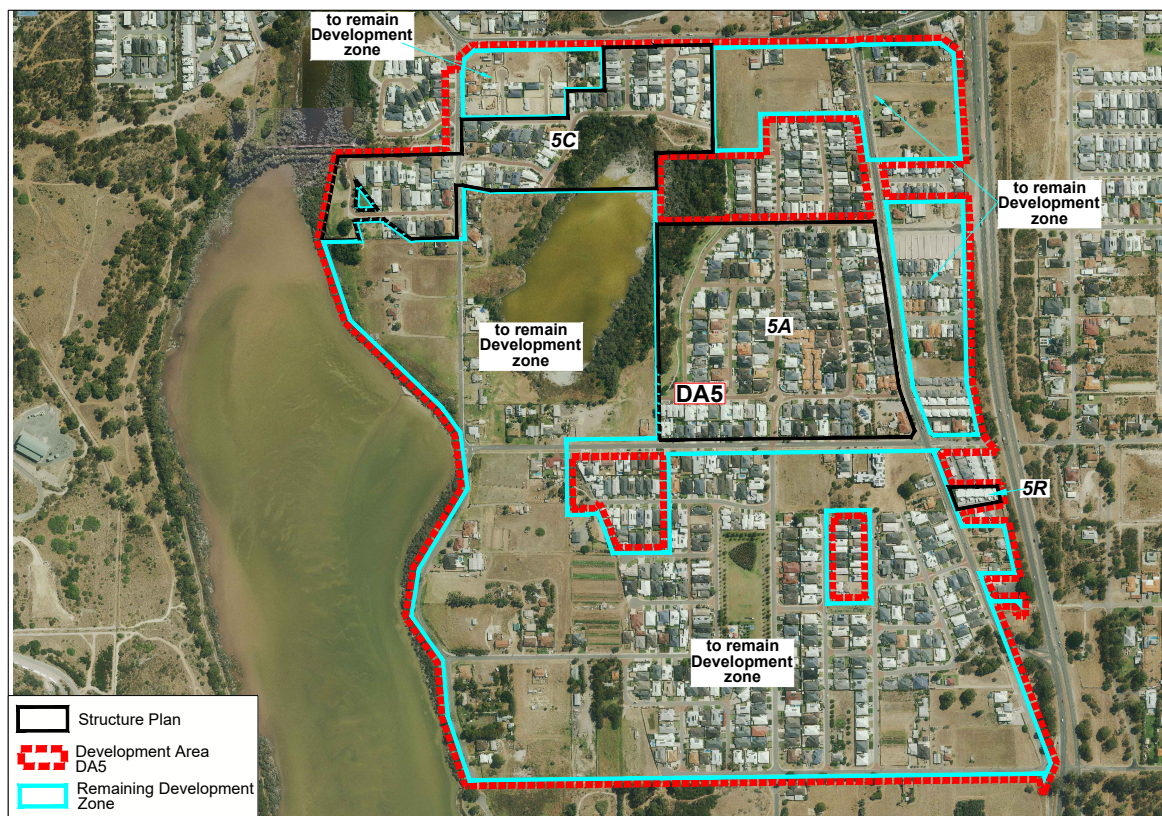


Figure 4 - Aerial Photograph showing extent of Completed Subdivision and Development

DA5 was amended to its current extent as a result of the rationalisations completed via TPS3 Amendment No.173 (gazetted 29 January 2025).

As summarised in the following table, DA5 currently includes 12 operative structure plans, of which two (2) are proposed to be partially rationalised by this proposal:

| Structure Plan # | Address | Latest Approval (& Expiration Dates) | Proposed Action |
|------------------|---|---|---|
| 5A | Munster Phase 1 | WAPC: 31/10/2006 (Expires: 19/10/2030) | Partially Included in this Amendment |
| 5B | Munster Phase 2 | WAPC: 10/12/2007 (Expires: 19/10/2035) | Recent Extension Approved by WAPC |
| 5C | Munster Phase 3 | WAPC: 7/8/2014 (Expires: 19/10/2035) | Partially Included in this Amendment |
| 5E | Lots 1, 24-26 Rockingham Road, Munster (Lake Coogee) | City Modified: 5/9/2014 (Expires: 19/10/2035) | Recent Extension Approved by WAPC |
| 5F | Lots 27-29 Rockingham Road, Munster (Lake Coogee) | City Modified: 5/9/2014 (Expires: 19/10/2035) | Recent Extension Approved by WAPC |
| 5J | Lots 30, 31 and 32 Rockingham Road, Munster (Lake Coogee) | WAPC: 6/5/2014 (Expires: 19/10/2035) | Recent Extension Approved by WAPC |
| 5P | Lot 21 Rockingham Road, Munster (Lake Coogee) | WAPC: 22/3/2017 (Expires: 22/3/2027) | No Current Action (valid until 2027) |
| 5R | Lot 5 Rockingham Road, Munster (Lake Coogee) | WAPC: 1/11/2017 (Expires: 1/11/2027) | No Current Action (valid until 2027) |
| 5T | Lot 51 Mayor Road, Munster (Lake Coogee) | WAPC: 27/5/2019 (Expires: 27/5/2029) | No Current Action (valid until 2029) |
| 5V | Lot 22 Mayor Road, Lake Coogee | WAPC: 21/6/2021 (Expires: 14/4/2031) | No Current Action (valid until 2031) |
| 5W | Lot 2 Fawcett Road, Lake Coogee | WAPC: 21/6/2021 (Expires: 21/6/2031) | No Current Action (valid until 2031) |
| 5X | Lots 71-73 & 500 Fawcett Road, Lake Coogee | WAPC: 28/9/2022 (Expires: 28/9/2032) | No Current Action (valid until 2032) |

The extent of DA5 (thick red dotted line), this scheme amendment proposal (black solid line), and the relevant Structure Plans are depicted on **Figures 3 and 4**.

As the balance of 5A, 5C and Structure Plans 5B, E, F, J, P, R, T, V, W and X are either yet to commence or are still undergoing further subdivision and development, they are not being rationalised by this proposal and will retain their existing 'Development' zoning.

Development Area 26 & 27

Development Area 26 previously formed part of Development Area 9 (DA9 – Gaebler Road) which was expanded to cover this area when TPS3 was first gazetted in December 2002. At the same time a new (unnamed) Development zone was also created west of the future Hammond Road Other Regional Road extension.

In 2005 the City adopted the Southern Suburbs Stage 3 District Structure Plan (DSP) over the land south of Gaebler Road. The DSP informed lifting of the land's Urban Deferred status under the MRS in 2008, and TPS3 Amendment 28, which adjusted the extent of DA9 back to its original configuration (north of Gaebler Road) and introduced two new Special Control Areas to the south (DA 26 – Rowley Road and DA 27 – Wattleup Road), either side of Hammond Road.

The DSP was updated in 2012 to reflect the outcome of State Government strategic decisions in and around the area and remains the key planning instrument that guides the local planning framework.

The DA26 and 27 boundaries were amended to their current extent as a result of the rationalisations completed via TPS3 Amendment No.170 (gazetted 1 October 2024).

As summarised in the following table, DA26 currently includes seven (7) operative structure plans, of which two (2) are ready to be completely rationalised by this proposal:

| Structure Plan # | Address | Latest Approval (& Expiration Dates) | Proposed Action |
|------------------|--|---|--------------------------------------|
| 26G | Lots 114, 123-125 Wattleup Road, Hammond Park | WAPC Mods: 3/8/2023 (Expires: 19/10/2035) | Recent Extension Approved by WAPC |
| 26I | Barfield Road / Frankland Avenue, Hammond Park | WAPC Mods: 6/5/2022 (Expires: 19/10/2035) | Recent Extension Approved by WAPC |
| 26M | Lot 32 Barfield Road, Hammond Park | WAPC: 7/2/2017 (Expires: 7/2/2027) | No Current Action (valid until 2029) |
| 26P | Lot 9008 Frankland Ave, Hammond Park | WAPC: 16/9/2021 (Expires: 16/9/2021) | Included in this Amendment |
| 26Q | Lot 50 Barfield Road, Hammond Park | WAPC: 10/2/2022 (Expires: 10/2/2032) | Included in this Amendment |
| 26R | Lot 28 Barfield Road, Hammond Park | WAPC: 23/1/2024 (Expires: 23/1/2034) | No Current Action (valid until 2034) |
| 26S | Lot 301 Barfield Road, Hammond Park | WAPC: 6/2/2024 (Expires: 13/2/2034) | No Current Action (valid until 2034) |

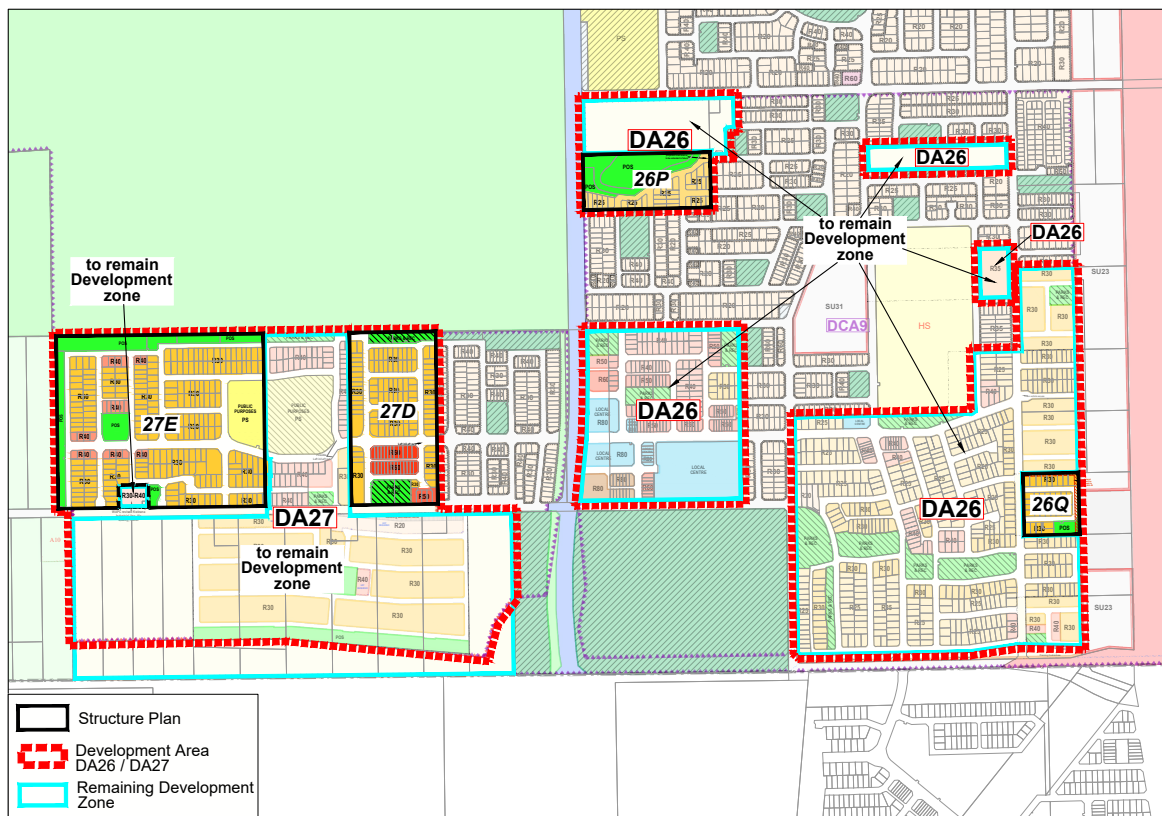


Figure 5 - DA26 & DA27, Amendment Extent and Development Zone extent

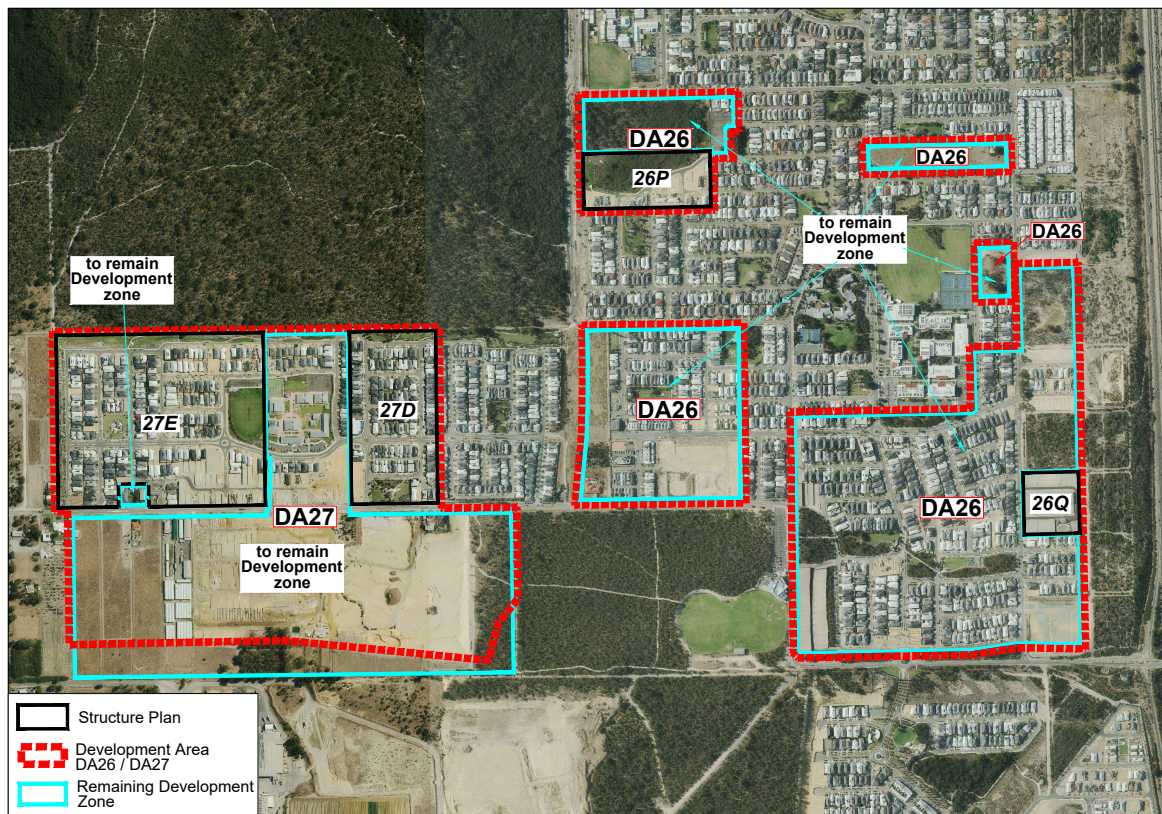


Figure 6 - Aerial Photograph showing extent of Completed Subdivision and Development

DA27 currently includes four (4) operative structure plans, of which one (1) is ready for complete rationalisation, and one (1) is proposed to be partially rationalised by this proposal:

| Structure Plan # | Address | Latest Approval (& Expiration Dates) | Proposed Action |
|------------------|---|--|--------------------------------------|
| 27D | Lots 109-110 Wattleup Road, Hammond Park | WAPC: 3/11/2015 (Expires: 3/11/2027) | Included in this Amendment |
| 27E | Hammond Park West – Lots 71, 74-76 and 303-305 Wattleup Road, Hammond Park | WAPC Mods: 28/9/2022 (Expires: 28/9/2027) | Partially Included in this Amendment |
| 27F | Lots 107, 150, 9159 Wattleup Road, Hammond Park | WAPC: 11/6/2019 (Expires: 11/6/2029) | No Current Action (valid until 2029) |
| 27G | Hammond Quarter – Lots 816, 1000, 803, 805, 200, 9001, 817, 1001 & 9002 Wattleup Road, Hammond Park | WAPC: 14/2/2024 (Expires: 14/2/2034) | No Current Action (valid until 2034) |

The extent of DA 26 and 27 (thick red dotted line), this scheme amendment proposal (black solid line), and the relevant Structure Plans are depicted on **Figures 5 and 6**.

As the balance of 27E and Structure Plans 26G, I, M, R, S and 27F and G are still undergoing development they are not being rationalised by this proposal and will retain their existing 'Development' zoning.

Development Area 31

Development Area 31 (DA31) was created via TPS3 Amendment No.70 (gazetted November 2010). The Packham North District Structure Plan (DSP) was then adopted by Council in 2011 to provide a broad land use framework, including the major road network, neighbourhood structure, commercial, and significant Public Open Space (POS) areas to coordinate and guide the preparation of LSPs.

DA31 was amended to its current extent as a result of the rationalisations completed via TPS3 Amendment No.175 (gazetted 3 December 2024).

As summarised in the following table, DA31 currently includes eight (8) operative structure plans, of which two (2) are ready to be completely rationalised by this proposal:



| Structure Plan # | Address | Latest Approval (& Expiration Dates) | Proposed Action |
|------------------|--|---|---|
| 31C | Lots 480 & 483 Rockingham Road, Spearwood | City Modified: 6/11/2014 (Expires: 19/10/2035) | No Current Action (valid until 2035) |
| 31D | Lots 14-18, 41 & 500 Ocean Road, Coogee | WAPC: 23/4/2013 (Expires: 19/10/2035) | No Current Action (valid until 2035) |
| 31E | Lot 18 Mell Road, Spearwood | Council Approval Only: 11/12/14 (Expires: 19/10/2025) | Being Rationalised via Scheme Amendment 185 |
| 31F | Lots 1, 9 & 10 Hamilton Road, Spearwood | WAPC: 15/4/2015 (Expires: 19/10/2027) | Included in this Amendment |
| 31H | Lots 1, 2 & 20 Entrance Road, Coogee | WAPC: 11/1/2016 (Expires: 11/1/2036) | No Current Action (valid until 2037) |
| 31I | Lot 14 Rockingham Road, Spearwood | WAPC: 9/5/2017 (Expires: 5/5/2027) | No Current Action (valid until 2027) |
| 31J | Lot 600 (No. 66) Mell Road, Spearwood | WAPC: 6/12/2017 (Expires: 6/12/2027) | No Current Action (valid until 2027) |
| 31L | Lot 34 Ocean Road, Coogee | WAPC: 8/7/2022 (Expires: 8/7/2032) | Included in this Amendment |

The extent of DA 31 (thick red dotted line), this scheme amendment proposal (black solid line), and the relevant Structure Plans are depicted on **Figures 7 and 8**.

As Structure Plans 31C, D, E, H, I and J are still undergoing development they are not being rationalised by this proposal and will retain their existing 'Development' zoning.

Development Area 41

Development Area 41 was created via TPS3 Amendment No.117 (gazetted June 2017). As summarised in the following table, DA41 currently includes one (1) operative structure plan that is ready to be completely rationalised by this proposal:

| Structure Plan # | Address | Latest Approval (& Expiration Dates) | Proposed Action |
|------------------|--|---|-----------------------------------|
| 41A | Lot 703 Ghostgum Avenue, Treeby | WAPC Modified 28/10/2021 (Expires: 14/09/2030) | Included in this Amendment |

The extent of DA 41 (thick red dotted line), this scheme amendment proposal (black solid line), and the relevant Structure Plans are depicted on **Figures 9 and 10**.



3.0 AMENDMENT TYPE

Part 5, Division 1, Regulation 34 of the *Planning and Development (Local Planning Schemes) Regulations 2015*, identifies different amendment types: basic, standard and complex.

Regulation 35(2) requires the local government to specify in their resolutions to prepare or adopt an amendment what type of amendment it is, as well as the explanation for forming that opinion.

This proposed amendment is considered a 'basic' amendment, which Regulation 34 describes as any of the following:

- (i) *an amendment to correct an administrative error;*
- (ii) *an amendment to the scheme so that it is consistent with the model provisions in Schedule 1 or with another provision of the local planning scheme;*
- (iii) *an amendment to the scheme text to delete provisions that have been superseded by the deemed provisions in Schedule 2;*
- (iv) *an amendment to the scheme so that it is consistent with any other Act that applies to the scheme or the scheme area;*
- (v) *an amendment to the scheme so that it is consistent with a State planning policy;*
- (vi) *an amendment to the scheme map to include a boundary to show the land covered by an improvement scheme or a planning control area;*
- (vii) *an amendment to the scheme map that is consistent with a structure plan, activity centre plan or local development plan that has been approved under the scheme for the land to which the amendment relates if the scheme currently includes zones of all the types that are outlined in the plan;*
- (viii) *an amendment that results from a consolidation of the scheme in accordance with section 92(1) of the Act;*
- (ix) *an amendment to the scheme so that it is consistent with a region planning scheme that applies to the scheme area if the amendment will have minimal effect on the scheme or landowners in the scheme area.*

The proposed amendment satisfies (i), (vii) and (ix) of the above criteria.

Specifically, it is an amendment to the local planning scheme map that involves zoning/reserving land consistent with approved structure plans for the same land and/or zoning or coding land consistent with their established use and existing tenure (discussed in further detail below), or administrative changes to bring the local scheme closer into alignment with the Metropolitan Region Scheme.

4.0 TOWN PLANNING CONTEXT

4.1 State Planning Framework

The majority of DA4 and DA5 and the entirety of DA26, 27, 31 and 41 are identified in the *South Metropolitan Peel Sub-Regional Planning Framework* and zoned 'Urban' under the Metropolitan Region Scheme

4.2 City of Cockburn Town Planning Scheme No. 3

Under TPS3, the affected land is zoned 'Development' and identified on the Scheme Map and in Table 9 of the Scheme Text as 'Development Area 4', 'Development Area 5', 'Development Area 26', 'Development Area 27', 'Development Area 31' and 'Development Area 41'.

The purpose of the 'Development' zone is to trigger the requirements for a Structure Plan to guide further subdivision and/or development.

Table 9 allows specific 'provisions' to then be applied to defined Development Areas, to inform the subsequent structure planning, subdivision and development process. For the relevant Development Areas, it includes the following:

| TABLE 9 – DEVELOPMENT AREAS | | |
|-----------------------------|-----------------------------------|---|
| REF. NO. | AREA | PROVISIONS |
| DA 4 | Yangebup (Development Zone) | 1. An approved Structure Plan together with all approved amendments shall be given due regard in the assessment of applications for subdivision and development in accordance with clause 27(1) of the Deemed Provisions. |
| DA 5 | Munster (Development Zone) | 1. An approved Structure Plan together with all approved amendments shall be given due regard in the assessment of applications for subdivision, land use and development in accordance with clause 27(1) of the Deemed Provisions. 2. To provide for residential development except within the buffers to the Woodman Point WWTP, Munster Pump Station and Cockburn Central. 3. The local government will not recommend subdivision approval or approved land use and development for residential purposes contrary to the West Australian Planning Commission and Environmental Protection Authority Policy on land within the Cockburn Cement buffer zone. |
| DA 26 | Rowley Road (Development Zone) | 1. An approved Structure Plan together with all approved amendments shall be given due regard in the assessment of applications for subdivision, land use and development in accordance with clause 27(1) of the Deemed Provisions. 2. To provide for residential development and compatible land uses. |

| | | |
|--------------|---------------------------------------|---|
| DA 27 | Wattleup Road (Development Zone) | <ol style="list-style-type: none"> 1. An approved Structure Plan together with all approved amendments shall be given due regard in the assessment of applications for subdivision, land use and development in accordance with clause 27(1) of the Deemed Provisions. 2. To provide for residential development and compatible land uses. |
| DA 31 | Packham North (Development Zone) | <ol style="list-style-type: none"> 1. An approved Structure Plan together with all approved amendments shall be given due regard in the assessment of applications for subdivision, land use and development in accordance with clause 27(1) of the Deemed Provisions. 2. To provide for residential development and compatible land uses. 3. Each subdivision and development application in the Development Area shall achieve at least 85% of the potential number of dwellings achievable under the R Code designated for the application area in the endorsed Structure Plan. |
| DA 41 | Ghostgum Avenue (Development Zone) | <ol style="list-style-type: none"> 1. An approved Structure Plan together with all approved amendments shall be given due regard in the assessment of applications for subdivision, land use and development in accordance with clause 27(1) of the Deemed Provisions. 2. To provide for residential development and compatible land uses. 3. The Structure Plan is to be provided to the Office of Environmental Protection Agency (OEPA) for consultation and comment as part of the advertising period. |

The affected land is also included within various Development Contribution Areas (DCA) identified in Table 10, as summarised below. This amendment has no impact on the operation of those DCA's.

| TABLE 10 – DEVELOPMENT CONTRIBUTION AREAS | | | |
|---|-----------------|------------------------------|--|
| DEVELOPMENT AREA | | ENABLING INFRASTRUCTURE | COMMUNITY INFRASTRUCTURE |
| DA 4 | Yangebup | DCA4 – Yangebup West | DCA13 – City Wide |
| DA 5 | Munster | DCA6 – Munster | DCA13 – City Wide |
| DA 26 | Rowley Road | DCA 9 – Hammond Park | DCA13 – City Wide |
| DA 27 | Wattleup Road | DCA10 - Wattleup | DCA13 – City Wide |
| DA 31 | Packham North | DCA12 – Packham North | DCA13 – City Wide |
| DA 41 | Ghostgum Avenue | N/A | DCA13 – City Wide DCA15 – Treeby/Jandakot |

5.0 PROPOSAL

Subdivision and development of substantial portions of the Development Areas is now complete, meaning that many structure plans have served their purpose and are no longer required.

The amendment therefore seeks to remove these areas from DA 4, 5, 26, 27, 31 and 41 and transfer the structure plan identified zonings and reservations for the land into the Scheme.

Development Areas 4, 5, 26, 27, 31 and 41

As there remain portions of DA 4, 5, 26, 27 and 31 yet to be structure planned, or that involve structure plans in various stages of physical completion, deletion of the abovementioned Development Areas and its special provisions are not proposed at this time, rather just a reduction to the extent of the special control area boundary to reflect the outcomes of this proposal.

Subdivision and development of DA41 however is complete, meaning that both the Structure Plan and its enabling Scheme provisions have served their purpose and are no longer required. This proposal therefore includes the deletion of Development Area 41 in its entirety in addition to transferring the relevant Structure Plan identified zonings and reservations into the Scheme, ahead of their expiry.

Local Structure Plans (LSP)

Details on each structure plan (including the LSP map and a recent aerial of the area) are provided in this section to demonstrate the reasoning for rationalisation.

Identification of the Residential Medium Density (R-MD) referenced in a Structure Plan (4H, 26P, 27D, 27E and 41A) reflects an outdated practice, corrected via Planning Bulletin 112/2024.

Unless otherwise stated, all the approved structure plan designations directly correlate to zonings and reserves pursuant to TPS 3. All the public roads have been constructed and ceded, and all the other public reserves embellished to the required standard and transferred into either public or utility operator ownership, in accordance with the applicable subdivision approvals.

Local Development Plans (LDPs)

Many of the structure plans include Local Development Plans (LDPs). This amendment has no effect on the operation of those instruments which will remain in effect until they expire on (or after) 19 October 2025.

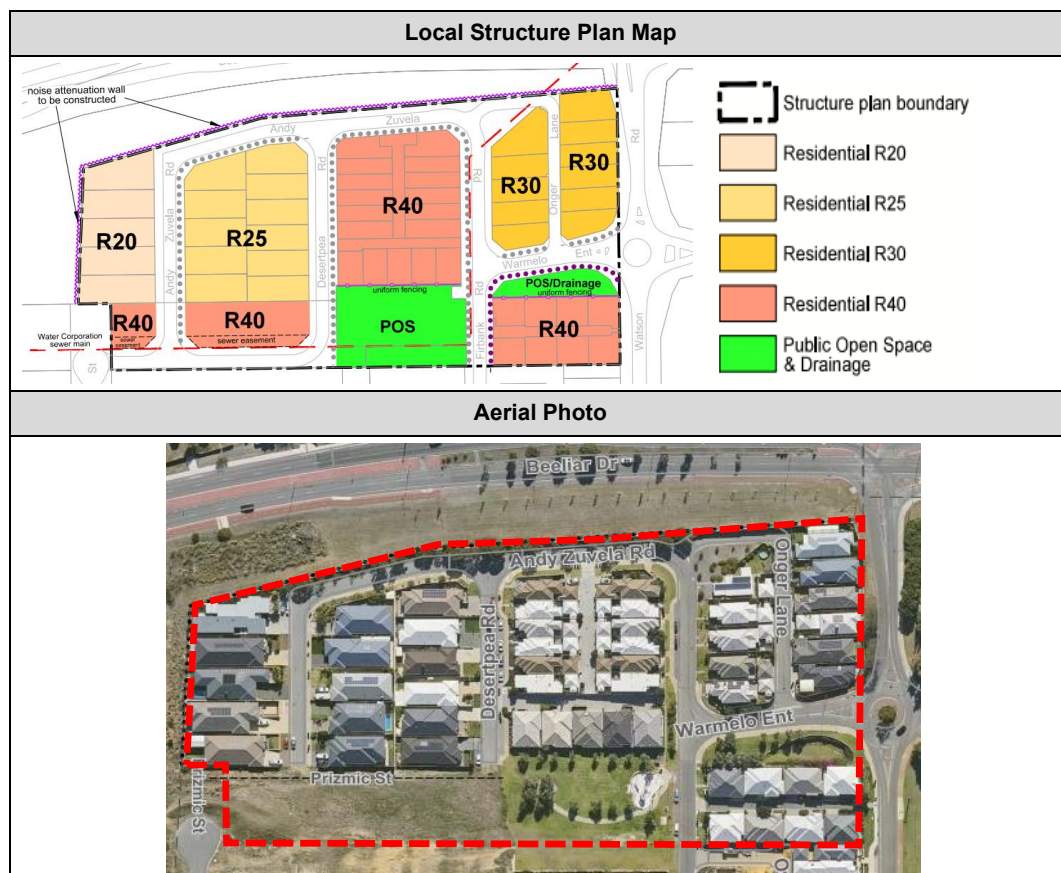
Lots 1001 & 83 Watson Road & Lot 82 View Street, Beeliar – (4C)

Located on the western half of DA4, the LSP is bound by the Stock Road primary regional road reservation to the west, Beeliar Road to the north, Watson Road to the east and similar residential development to the south. The LSP identifies an interconnected local road and POS network, servicing a range of low-to-medium (R20 to R40) density single and grouped residential housing.

Pockets of R30 and R40 are scattered throughout the area, typically involving laneway lot precincts, or similar lots with a direct interface to high amenity locations like POS (Dessertpea & Warmelo Parks) or along the Watson Road public bus route.

An area of Residential R40, including road connection to Prizmic Street and small portion of POS in the southwest corner are yet to be developed and have been excluded from this proposal. They will remain zoned 'Development' and within DA5 of TPS3.

Otherwise, all land within this LSP is proposed to be rezoned and/or reclassified from the 'Development' zone to the correlating zone, residential density coding and/or reserve identified on the current approved LSP Map. A copy of the current and proposed resultant LSP Maps are included at **Appendix A**.



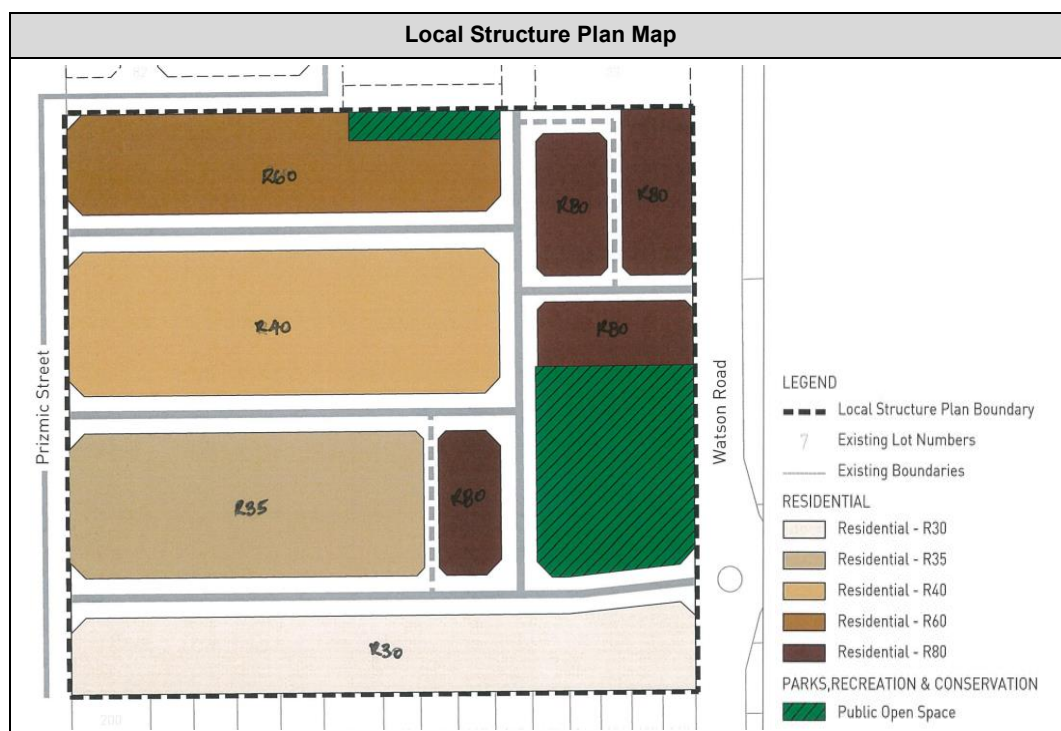
Lots 75 - 81 Prizmic Street & Lots 84 – 90 Watson Road, Beeliar – (4H)

Located between Stock and Watson Roads immediately south of Structure Plan 4C, this LPS identifies an interconnected local road network primarily servicing a range of low-to-medium (R30, R35 and R40) density single residential housing, with a roundabout (Caliza Way) and a secondary east-west 10m wide road reserve (Numana Lane) providing access from Watson Road.

Higher density (R60 and R80) coded single houses are situated within pockets that have a direct relationship to areas of high amenity such as POS (Dessertpea and Firkbank Parks) and/or the Watson Road public bus route.

A pocket of as-yet undeveloped R60 coded land in the northwest corner adjacent to the southern boundary of Structure Plan 4C, has been excluded from this proposal due to its development being reliant upon subdivision of land to the north, including completion of the local road network (extension of Prizmic Street through to Andy Zuvella Road and Dessertpea Roads).

Besides the above, three vacant R80 coded and one R40 coded single house lots, subdivision and development of the structure plan is complete. Other than the R60 pocket remaining 'Development' zone, all land within this LSP is proposed to be rezoned and/or reclassified from the 'Development' zone to the correlating zone, residential density coding and/or reserve identified on the current approved LSP Map. Copies of the current and proposed resultant LSP Maps are included at **Appendix B**.

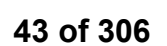




Lots 3, 13, 9001, 625, 15, 16, 17 Rockingham Road & Lots 12, 51 West Churchill Avenue, Munster – (5A)

Centrally located within DA5, this LSP identifies a local road and POS network, inclusive of a large section of Bindjar Reserve, servicing a range of low-to-medium (R20 and R40) density single housing. A Local Centre containing existing commercial businesses is located in the southeast corner at the intersection of Rockingham Road and West Churchill Avenue, abutting Salta Park.

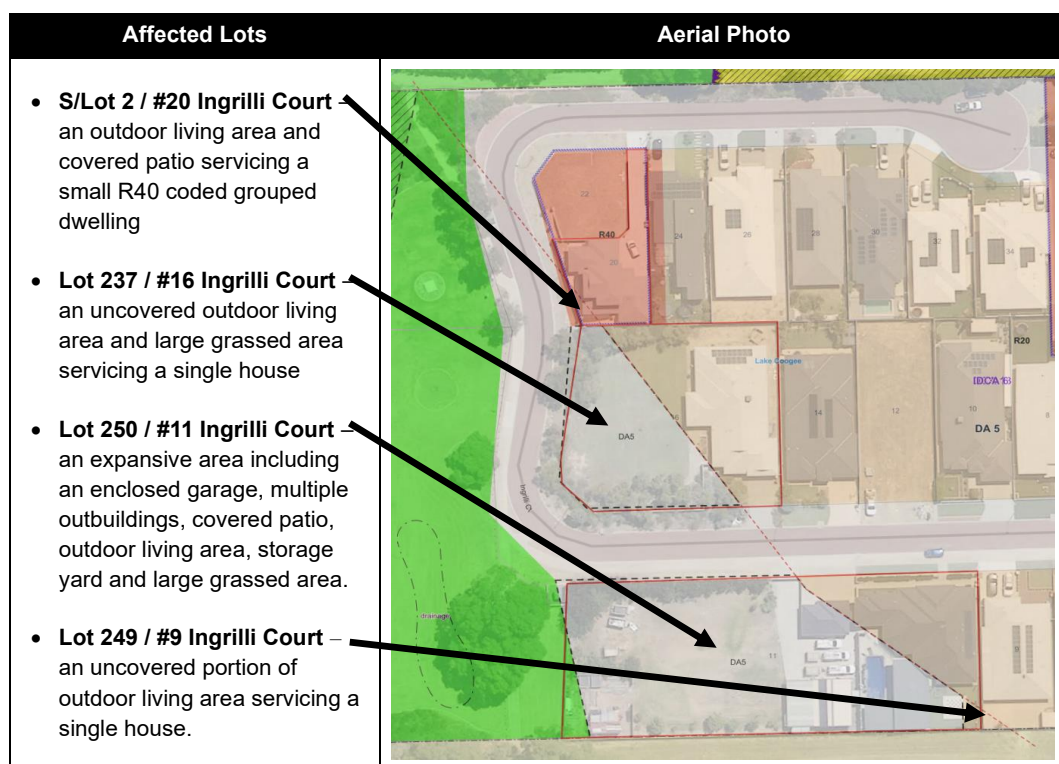
The undeveloped southwest corner, including a portion of POS, the future cul-de-sac head for Edjudina Place, and a small portion of Residential land are excluded from this proposal. Otherwise, aside from two R20 coded single residential lots, all the land is proposed to be rezoned and/or reclassified from the 'Development' zone to the correlating zone and/or reserved identified on the approved LSP Map. Copies of the current and proposed resultant LSP Maps are included at **Appendix C**.



Lots 2, 4, 201, 202, 704, 9000 Fawcett Road & Lots 50, 802 Mayor Road, Munster – (5C)

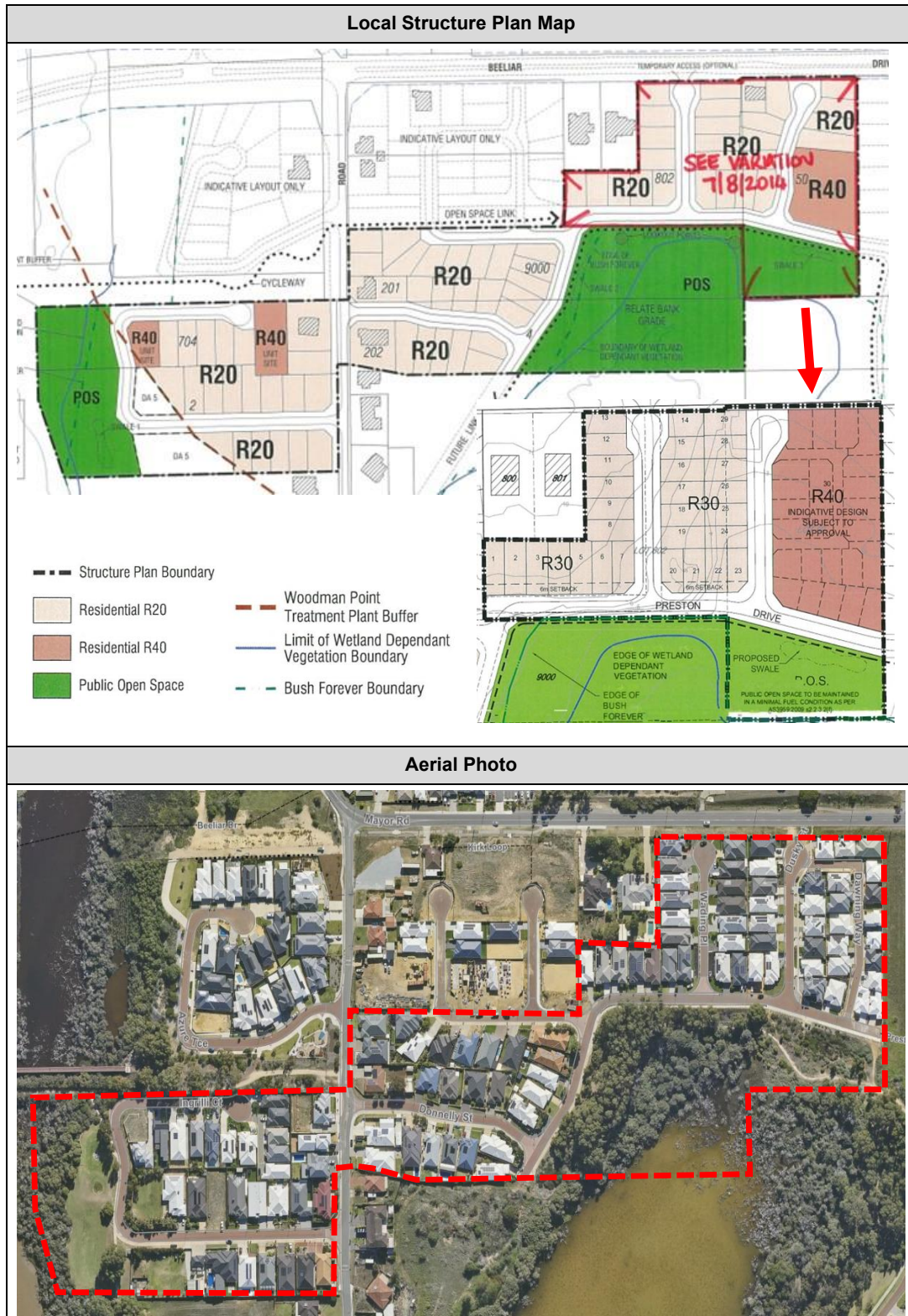
Located in the northwest corner of DA5, the LSP identifies an elongated, integrated local road network servicing low-to-medium (R20 and R40) residential housing. Included are two large POS reserves, both incorporating important environmental attributes recognised under the MRS as Bush Forever Sites (#261 Lake Coogee and #429 Bindjar Lake), with fringing land suitable for drainage and passive recreational use.

The southwest corner also lies within a notional 750m buffer to the Woodman Point Wastewater Treatment Plant (WWTP). Despite being included within the LSP and subsequently developed, this land remains zoned 'Urban Deferred' under the MRS. Most of this land is now POS or road reserve, however portions remain within privately owned land being used for residential purposes including (from north to south):



To avoid inadvertently creating the potential for further subdivision contrary to the intention of the land's Urban Deferred MRS zoning and/or the creation of additional habitable structures within the LSP recognised WWTP buffer, it is proposed that the privately owned land remain zoned 'Development' and within DA5 under TPS3.

Otherwise, all land within this LSP is proposed to be rezoned and/or reclassified from the 'Development' zone to the correlating zone and/or reserve identified on the approved LSP Map. Copies of the current and resultant LSP Maps are included at **Appendix D**.

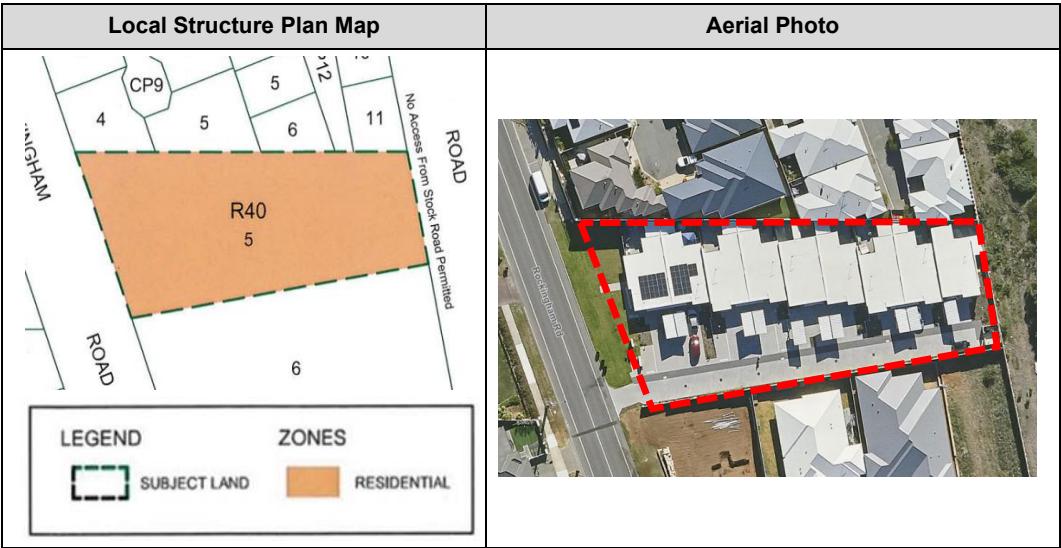


Lot 5 Rockingham Road, Lake Coogee – (5R)

Located mid-way along the eastern edge of DA5, this LSP identifies the entire site for medium (R40) density housing that takes advantage of the public transport route running along the abutting portions of both Rockingham and Stock Roads.

The site has been completely developed and strata subdivided for grouped housing.

The land is therefore proposed to be rezoned from ‘Development’ to the directly correlating zone (and density coding) identified on the current approved LSP Map shown at **Appendix E**.



Lot 9008 Frankland Avenue, Hammond Park – (26P)

Located in the northwest corner of Development Area 26 towards the western end of Gaebler Road and adjacent Hammond Road on the western side, this LSP identifies an interconnected local road network radiating out from a large area of POS to the north (encompassing a conservation category wetland), servicing low (R25) density single residential housing.

Whilst approximately ten lots are yet to have a dwelling constructed on them, the land has been subdivided into its ultimate configuration with development and ceding of all the proposed public reserves now complete.

The LSP has therefore served its purpose with all land proposed to be rezoned and/or reclassified from the ‘Development’ zone to the correlating zone and/or reserve identified on the current approved LSP Map shown at **Appendix F**.

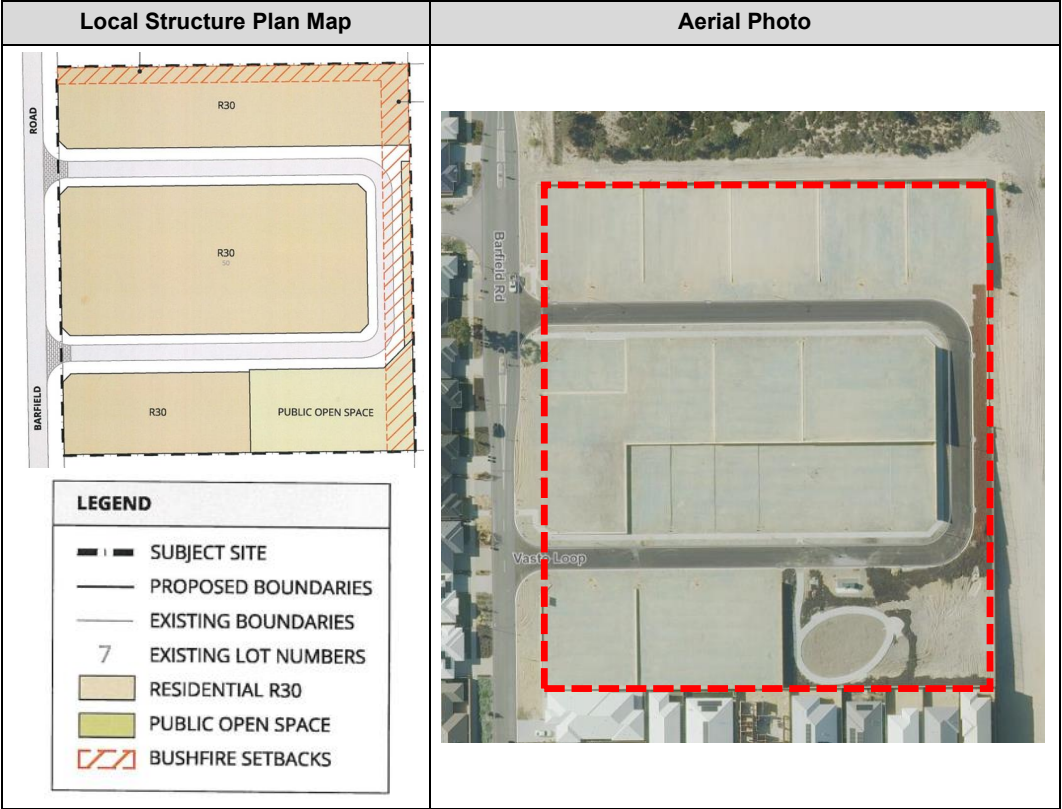


Lot 50 Barfield Road, Hammond Park – 26Q

Located mid-way along the eastern boundary of DA26, east of Barfield Road, this LSP identifies a simple loop road with a POS reserve in the southeast corner servicing low (R30) density single residential housing.

Whilst none of the lots are yet to have a dwelling constructed on them, the land has been subdivided into its ultimate configuration. Development of the POS reserve is currently underway, with the City holding a bond to cover any works not yet completed by the developer.

The LSP has therefore served its purpose with all land proposed to be rezoned and/or reclassified from the ‘Development’ zone to the correlating zone and/or reserve identified on the current approved LSP Map shown at **Appendix H**.



Lot 109 & 110 Wattleup Road, Hammond Park – 27D

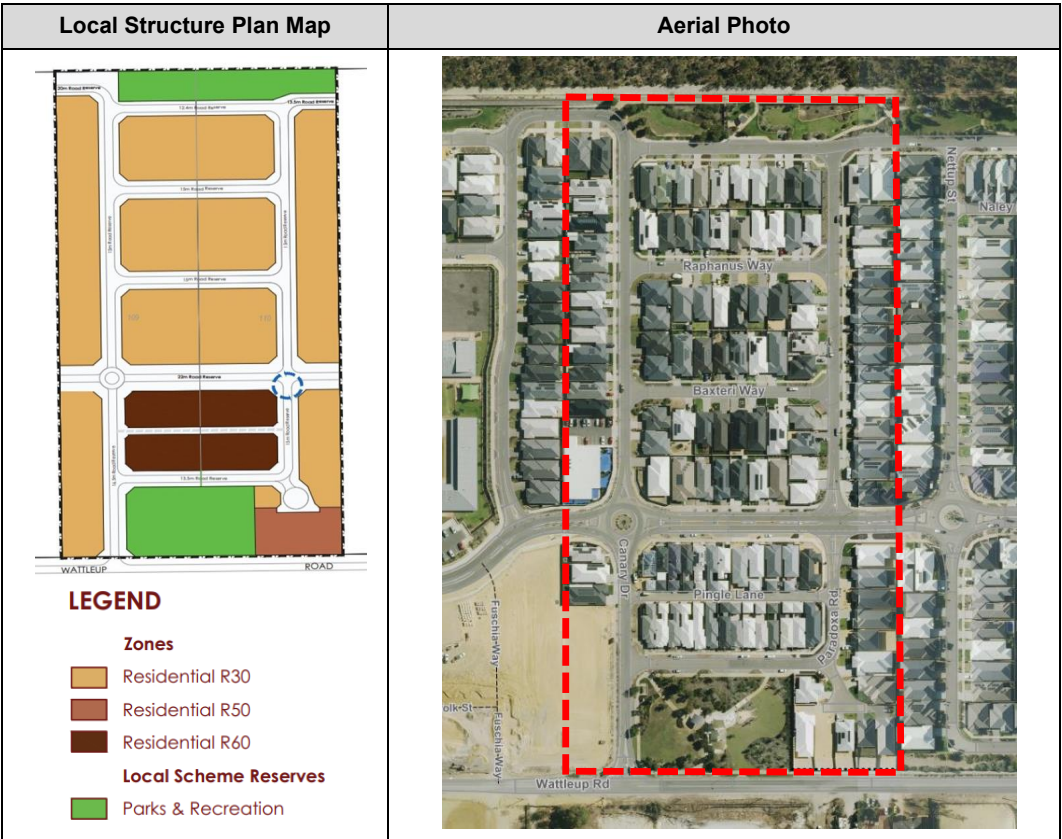
Located centrally within Development Area 27 on the northern side of Wattleup Road, this LSP identifies an interconnected local road network primarily servicing low (R30) density single residential housing.

A linear POS reserve (McPhee Park) acts as a managed landscape interface to Harry Waring Regional Reserve to the north, with pockets of medium (R50 and R60) density laneway and smaller lot housing located in high amenity locations within immediate proximity to the southern POS reserve (Canary Park).

A childcare centre is located on the northwest corner of the intersection of Whadjuk and Canary Drive, within proximity to Jilbup Primary School.

Aside from an approved strip of R30 lots in the southwest corner (currently under construction) all the land has been subdivided to its ultimate configuration, including development and ceding of all the public reserves.

The LSP has therefore served its purpose with all land proposed to be rezoned and/or reclassified from the ‘Development’ zone to the correlating zone and/or reserve identified on the current approved LSP Map shown at **Appendix I**.



Lots 71, 74-76 & 303-305 Wattleup Road, Hammond Park – 27E

Encompassing the northwest corner of DA27, this LSP identifies an interconnected local road network radiating out around a centralised POS reserve (Chittick Park), servicing a range of low-to-medium (R30-40) density single residential housing.

A linear POS reserve (Hibiscus Park) acts as a managed landscape interface to Harry Waring Regional Reserve to the north and MRS zoned Rural land to the west, with a small reserve encompassing a wastewater pump station and drainage basin located along the southern boundary adjacent Wattleup Road. The western-most portion of Jilbup School is identified mid-way along its eastern boundary.

Density plans approved as part of the subdivision process code most of the lots as R30, with pockets of R40 density laneway and squat lot product located in high amenity locations with a direct interface to POS or the future Whadjuk Drive public bus route.

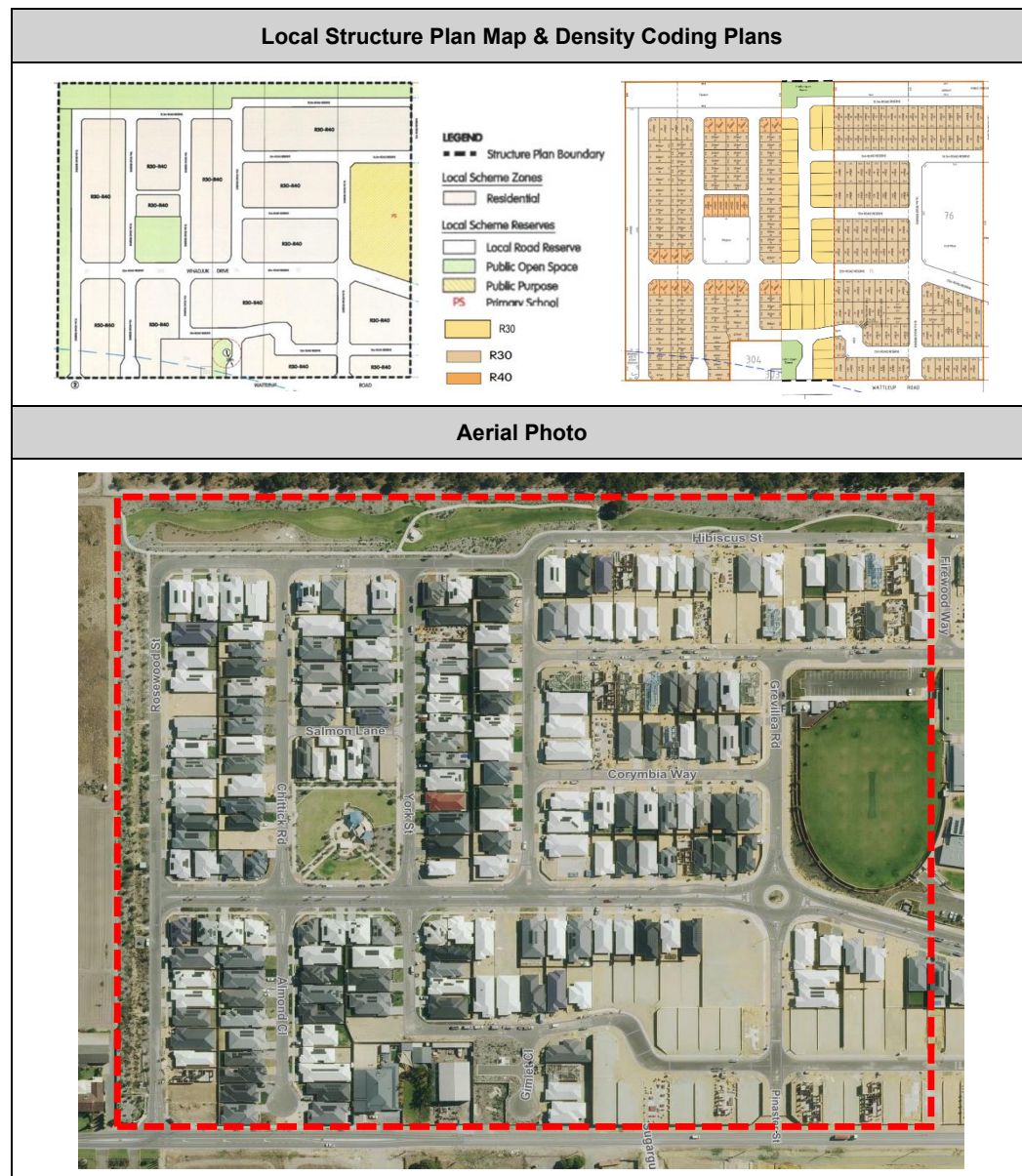
The LSP boundary runs through the middle of three lots that overlap into LSP 27F (Lots 107, 150 & 9150 Wattleup Road). Whilst 27F is not being rationalised as part of this proposal (due to the southeast corner including two roads and a POS reserve not yet being constructed), the full extent of the overlap lots have been included, with their density codings determined on the following basis:

| Affected Lots | Aerial Photo (with LSP overlay) | LSP 27F Extract |
|---|------------------------------------|-----------------|
| <ul style="list-style-type: none">• Lot 534 / #271 Whadjuk Drive – Zoning Certificate issued for the site states R30 / Building Permit for the single dwelling was assessed at R30• Lot 548 / #51 Norfolk Street – Zoning Certificate issued for the site states R30 / Building Permit for the single dwelling was assessed at R30• Lot 563 / #50 Norfolk Street – LSP 27F identifies the eastern half of the lot as R40 / Building Permit for the single dwelling was assessed at R40 | | |

Lots 303 and 304 Wattleup Road, incorporating a large homestead lot and an associated business, have been excluded from this proposal as further subdivision and development (including provision of a site-specific density coding plan) is yet to occur. These lots will remain zoned ‘Development’ and within DA27.

Approximately 20 lots, mainly in the southeast corner remain undeveloped but have effectively been subdivided into their final configuration. Aside from construction of the connection of Pinaster Street to Wattleup Road (which forms the subject of an agreement between the City and the developer), all public reserves have been developed and ceded to the Crown.

Otherwise, all land within this LSP is proposed to be rezoned and/or reclassified from the 'Development' zone to the correlating zone and/or reserve identified on the approved LSP Map. Copies of the current and resultant LSP Maps (and associated coding plans) are included at **Appendix J**.

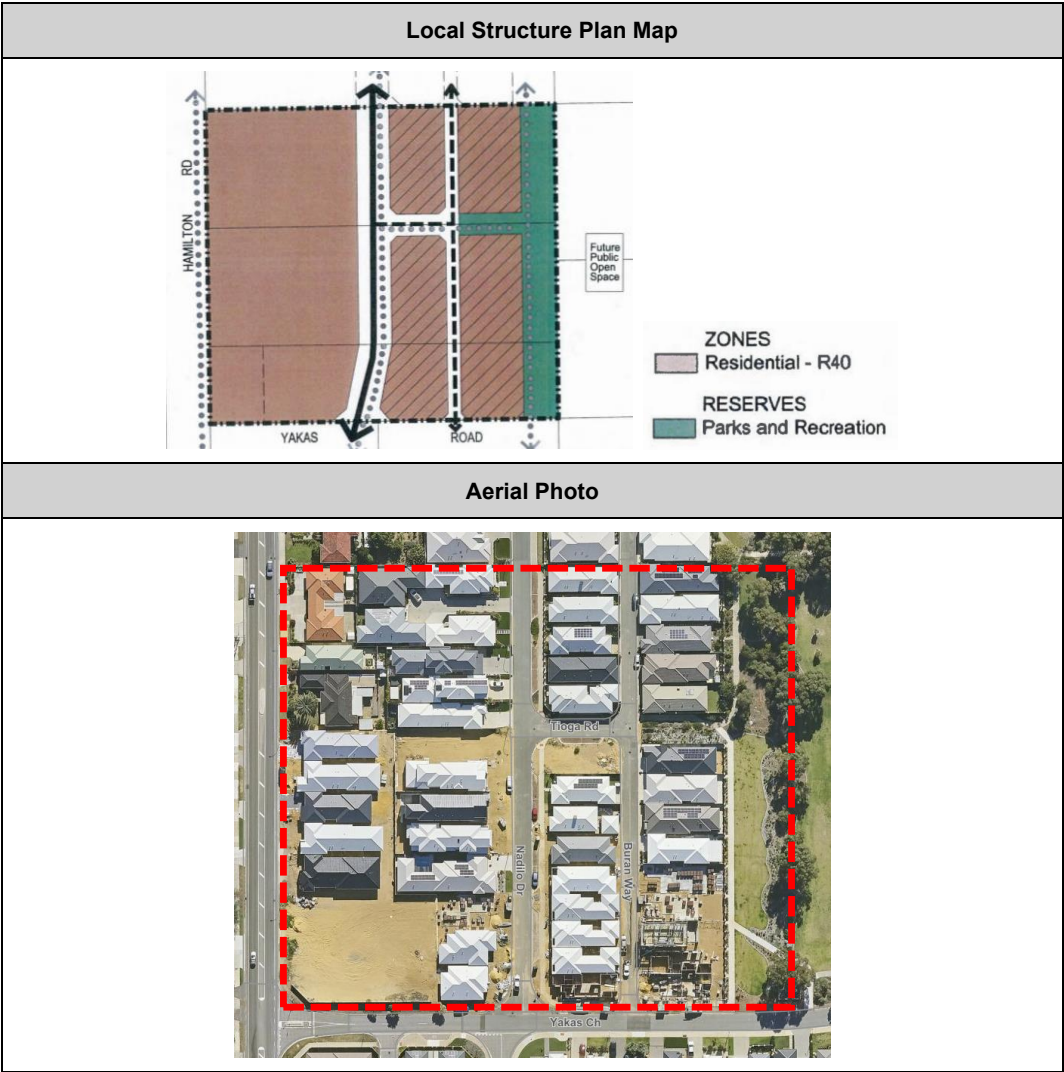


Lots 1, 9 & 10 Hamilton Road, Spearwood – 31F

Located centrally within DA31, this LPS identifies the extension/connection of two local roads and a linear POS reserve (Kitj Park) primarily serving medium (R40) density single residential housing.

Aside from two vacant R40 coded single house lots, and the former homestead lot located on the northeast corner of the intersection of Hamilton and Yakas Road, subdivision and development of the structure plan is complete, including the development and ceding of all public reserves.

The LSP has therefore served its purpose with all land proposed to be rezoned and/or reclassified from the ‘Development’ zone to the correlating zone and/or reserve identified on the current approved LSP Map shown at **Appendix K**.

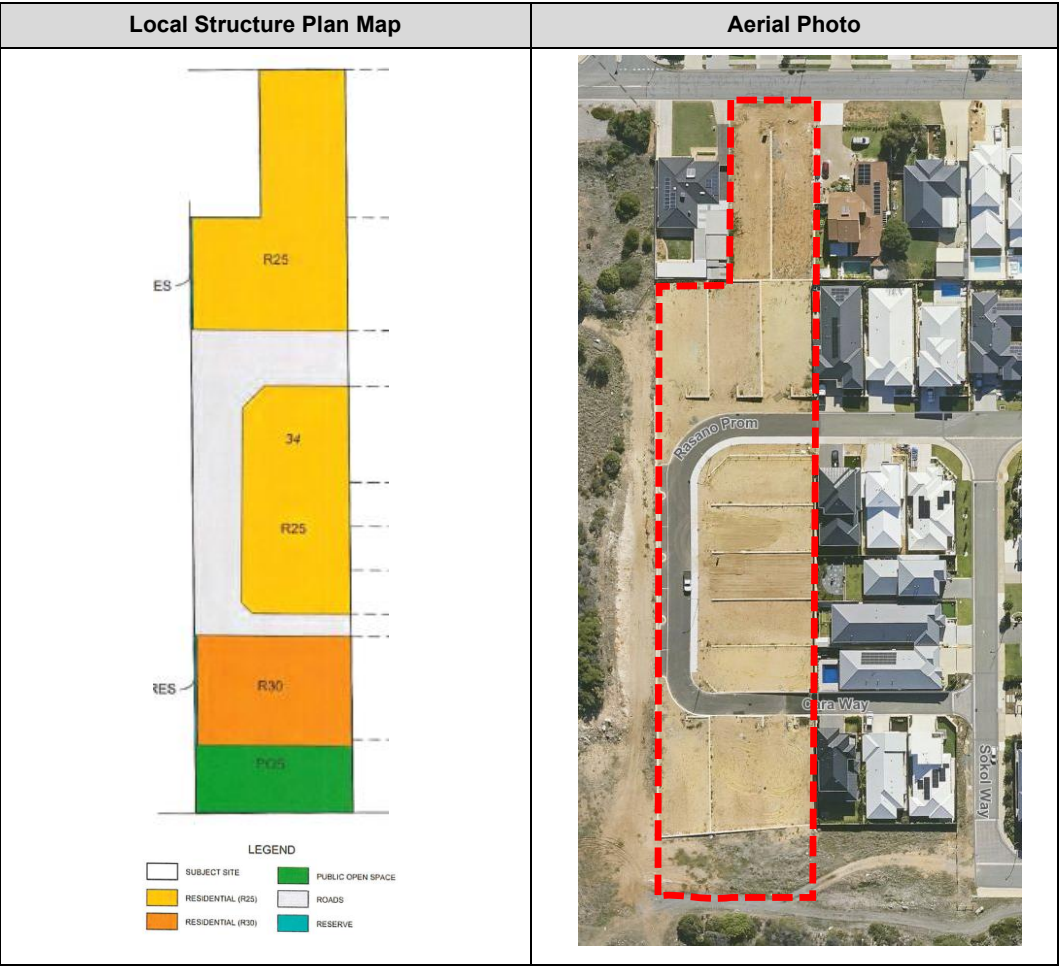


Lots 1, 9 & 10 Hamilton Road, Spearwood – 31L

Located towards the southwest corner of DA31, adjacent Regional POS south of Ocean Road, this LSP identifies a western extension of the local road and POS network to service low (R25 and R30) density single residential housing.

The POS reserve is yet to be developed, but the City has taken a bond to cover works not completed by the developer in coordination with an adjoining reserve (created by the same developer on an adjoining lot). Whilst most lots are yet to be developed with housing, they have been subdivided into their ultimate configuration

The LSP has therefore served its purpose with all land proposed to be rezoned and/or reclassified from the ‘Development’ zone to the correlating zone and/or reserve identified on the current approved LSP Map shown at **Appendix L**.



Lot 703 Ghostgum Avenue, Treeby – 41A

Encompassing the entirety of Development Area 41, north of Armadale Road and east of Ghostgum Avenue, this LSP identifies an interconnected local road network radiating out from a large, centralised area of POS (Kara Park), primarily servicing a range of low (R30) density single residential housing.



Another long linear strip of POS adjacent Ghostgum Avenue (Encyclica and Filigree Parks) connect a protected area of declared rare flora to a regional Bush Forever (Site #390) to the north.

A strip of R25 coded land acts as a transitional area to Armadale Road, with pockets of medium (R40 and R60) density scattered throughout the site, primarily laneway product in high amenity locations with a direct relationship to POS.

A childcare centre has been developed at the western entrance to the area on R40 coded land located on the southern corner of the intersection of Lycaste Parade and Encyclica Boulevard. Aside from 15 lots which have yet to be built on, the area is completely subdivided and developed.

Along the northern edge a slight change has occurred whereby Filigree Grove has been extended through to connect with Lycaste Parade, which in combination with a constructed PAW ensure adequate separation (and a line of defence) between residential lots and the bushfire threat from the Bush Forever site to the north. This proposal involves adjusting the zonings to reflect the WAPC approved subdivision layout and physical works that have since taken place on the ground.

Despite lying outside the approved LSP boundary, the following Development Zoned land is also included within this proposal to reflect the physical works and ceding of land that has previously occurred:

| Affected Lots | Aerial Photo | LSP Extract |
|---|---|---|
| <ul style="list-style-type: none"> Pt. Lot 700 Clementine Boulevard – an extension of the adjoining POS reserve proposed to be reserved for 'Parks and Recreation' Ghostgum Avenue – a constructed road proposed to be reserved as a 'Local Road' |  |  |

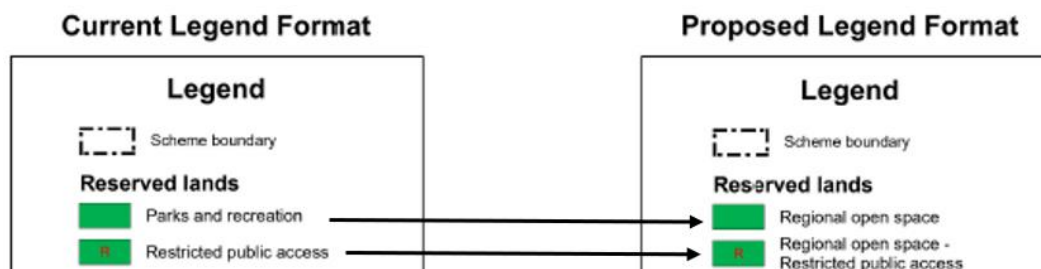
Local Structure Plan Map

Aerial Photo

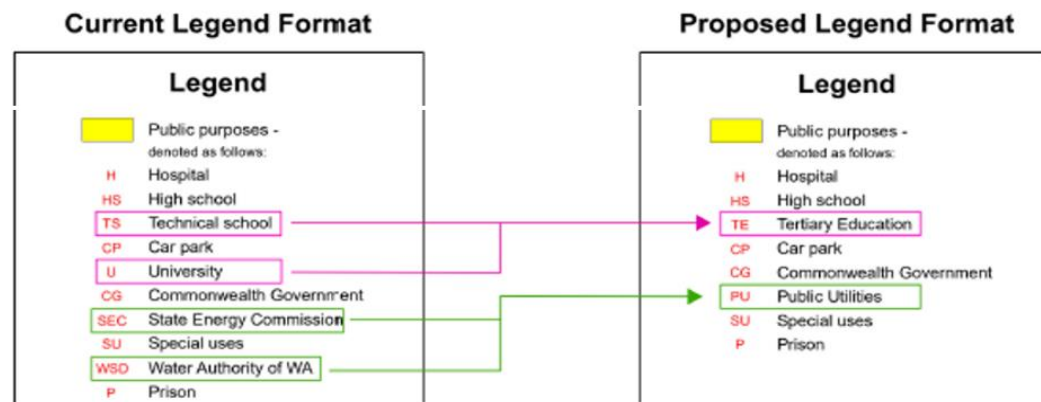
Administrative Changes

This proposal also includes updating several outdated 1963 regional reservations with contemporary naming protocols recently inserted into the Metropolitan Region Scheme.

On 31 March 2025 the *Planning and Development Amendment (Metropolitan Region Scheme) Bill 2024* came into effect. Included within the changes that modernised the MRS, was updating the references to regional open space, to better differentiate them from local schemes. The changes of relevance to TPS3 are summarised below:



On 6 June 2025 *MRS Amendment No.1431* was gazetted. In part, the amendment consolidated the names of Regional 'Public Purpose' Reserves to better reflect the way in which land is used and allow for the transition of ownership between similar service providers and agencies without triggering the prior need for an MRS Amendment.



As these changes are not covered under Section 26 of the *Planning and Development Act* they do not automatically read through to a local scheme, meaning they can only be reflected via inclusion and approval of a local scheme amendment.

This proposal also includes updating the references to these same reserves on the face of the scheme maps. The table beside recognises which Maps require updating and in what way:

| Map No. | Symbol Reference | |
|---------|------------------|----------|
| | Existing | Proposed |
| 1 | SEC & WSD | PU |
| 3 | WSD & U | PU & TE |
| 4-8 | SEC | PU |
| 10-11 | WSD | PU |
| 13 | SEC | PU |
| 14-18 | WSD | PU |

6.0 CONCLUSION

For the following reasons, now is an appropriate time for the structure plans discussed above to be revoked, and its zones and reserves rationalised into the Scheme:

- all public reserves (including local roads, public open space and public purpose) have been suitably constructed/embellished and transferred into public ownership; and
- all zoned land on the endorsed structure plans have been substantially subdivided and/or developed for commercial or residential purposes.
- Where further subdivision and/or development is still to occur on private landholdings, the proposed zoning is consistent with the designation that would have applied under the applicable structure plan.

Recognising these zones and reserves within TPS3 will:

- avoid the future need to seek WAPC approval to extend the approval period of the existing structure plans; and
- remove a redundant layer of planning control; whilst still ensuring the City maintains appropriate mechanisms to guide and control future redevelopment of land (including the same range of permissible land uses and associated development standards as currently apply), consistent with current community expectations.

The other changes proposed are purely administrative, required to ensure consistency between the local and region schemes, reflect good contemporary planning practice and do not pose any adverse impact on surrounding development.

Planning and Development Act 2005

***City of Cockburn
Town Planning Scheme No.3
Amendment No.187***

RESOLVED that the Council, in pursuance of Section 75 of the *Planning and Development Act 2005*, amend the City of Cockburn Town Planning Scheme No. 3 by:

1. Rezoning various lots within 'Development Areas 4, 5, 26, 27, 31 & 41' from 'Development' to 'Residential (R20)', 'Residential (R25)', 'Residential (R30)', 'Residential (R35)', 'Residential (R40)', 'Residential (R50)', 'Residential (R60)', 'Residential (R80)' and 'Local Centre', as depicted on the Scheme Amendment Maps.
2. Reclassifying land within 'Development Areas 4, 5, 26, 27, 31 & 41' from the 'Development' zone to a local reserve for 'Parks and Recreation', 'Public Purpose – Primary School' or 'Local Road', as depicted on the Scheme Amendment Map.
3. Reducing the extent of the 'Development Areas 4 (DA4), 5 (DA5), 26 (DA26), 27 (DA27), & 31 (DA31)' special control area boundaries, as depicted on the Scheme Amendment Map.
4. Deleting 'Development Area 41' (DA41) entirely, from within Table 9 – Development Areas of the Scheme Text and the face of the Scheme Map.
5. Updating the 'Region Scheme Reserves' on the Scheme Map Legend by:
 - a) Deleting 'Parks and Recreation' and replacing it with 'Regional Open Space'
 - b) Deleting 'Parks and Recreation – Restricted' and replacing it with 'Regional Open Space – Restricted Public Access'
 - c) Deleting both 'Public Purposes - University (U)' and 'Public Purposes - Technical School (TS)' and replacing them with 'Public Purposes - Tertiary Education (TE)'
 - d) Deleting both 'Public Purposes – State Electricity Commission (SEC)' and 'Public Purposes – Water Corporation of WA (WSD)' and replacing them with 'Public Purposes – Public Utilities (PU)'; and
6. Replacing the 'SEC' and 'WSD' symbols with 'PU', and the 'U' symbol with 'TE' where they currently appear on the face of the Scheme Maps.

The Amendment is 'basic' under the provisions of the *Planning and Development (Local Planning Schemes) Regulations 2015* for the following reasons:

- *It is an amendment the local planning scheme that involves zoning land consistent with an approved structure plan for the same land;*
- *It is an amendment that brings the local scheme into greater alignment with the region scheme; and/or is*
- *It is an amendment that corrects minor anomalies/administrative errors.*

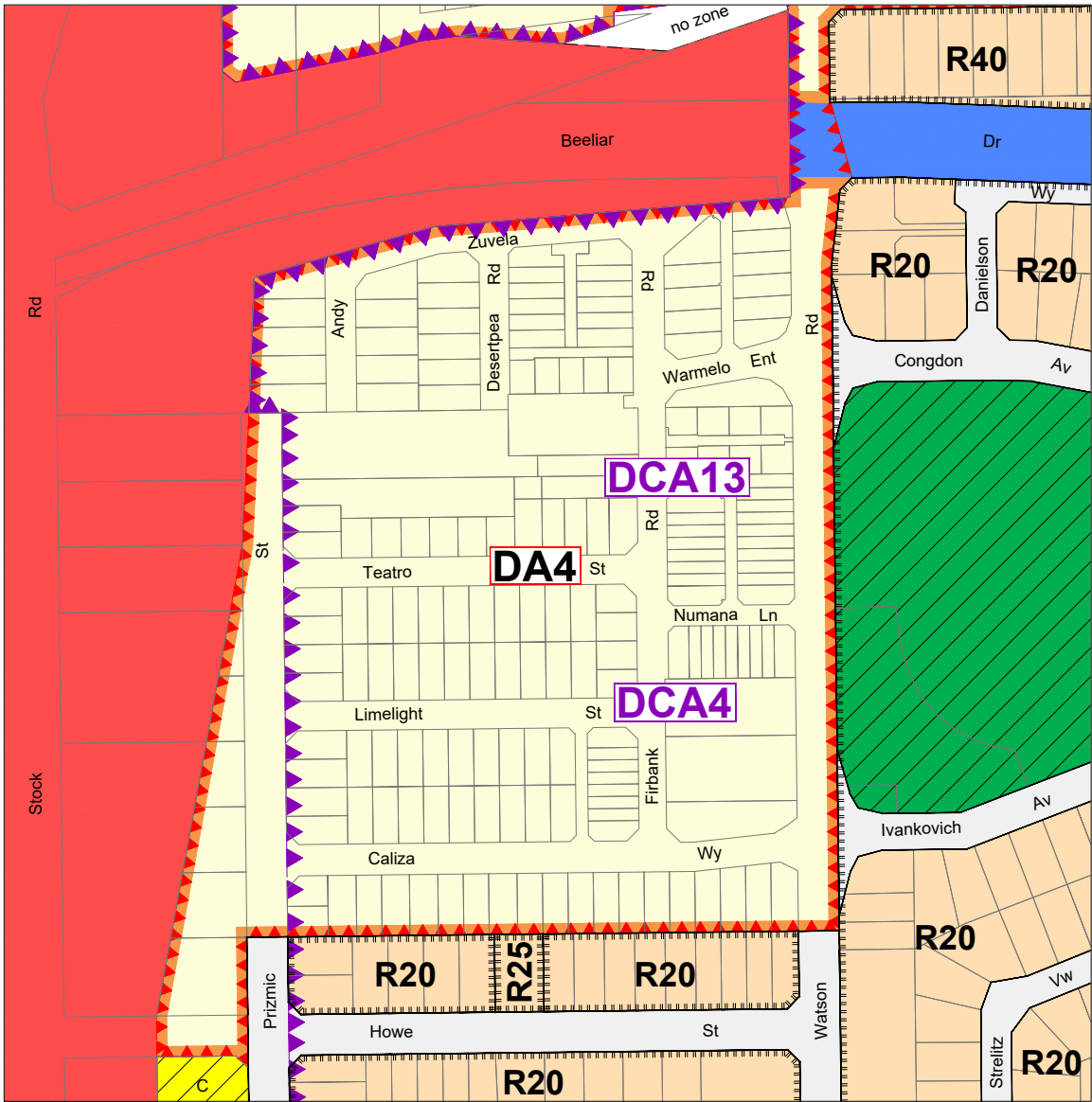
Pursuant to Regulation 35A of the *Planning and Development (Local Planning Schemes) Regulations 2015*, the amendment to the above Local Planning Scheme affects the following structure plan(s):

| Structure Plan # | Address | Latest WAPC Endorsement | WAPC Reference |
|------------------|--|---|----------------|
| 5R | Lot 5 Rockingham Road, Munster (Lake Coogee) | 1 November 2017 | SPN/2098 |
| 26P | Lot 9008 Frankland Ave, Hammond Park | 16 September 2021 | SPN/2191 |
| 26Q | Lot 50 Barfield Road, Hammond Park | 10 February 2022 | SPN/2298 |
| 27D | Lots 109-110 Wattleup Road, Hammond Park | 11 March 2015 (Extended: 20 June 2024) | SPN/0729 |
| 31F | Lots 1, 9 & 10 Hamilton Road, Spearwood | 4 May 2015 (Extended: 2 December 2024) | SPN/0709 |
| 31L | Lot 34 Ocean Road, Coogee | 8 July 2022 | SPN/2299 |
| 41A | Lot 703 Ghostgum Avenue, Treeby | 28 October 2021 | SPN/2253M-1 |

Upon the amendment taking effect the above structure plans are to be revoked.

| Structure Plan # | Address | Latest WAPC Endorsement | WAPC Reference |
|------------------|--|--|-----------------|
| 4C | Lots 1001 & 83 Watson Road & 82 View Street, Beeliar | 8 August 2011 (Extended: 13 May 2025) | SPN/0283 |
| 4H | Lots 75-81 Prizmic Street & 84-90 Watson Road, Beeliar | 28 July 2017 | SPN/2064 |
| 5A | Munster Phase 1 | 11 January 2006 (Extended: 13 September 2023) | 801/02/23/0038P |
| 5C | Munster Phase 3 | 2 May 2010 (Extended: 5 April 2024) | SPN/0821M-1 |
| 27E | Hammond Park West – Lots 71, 74-76 & 303-305 Wattleup Road, Hammond Park | 28 September 2017 (Mods: 28 September 2022) | SPN/2082M-2 |

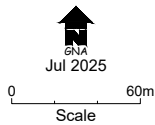
Upon the amendment taking effect 'partial' revocation of the above approved structure plans is to occur.



Current Scheme Map

Map 1
(Partial rationalisation of 4C & 4H)

| GENERAL | REGION RESERVES | LOCAL RESERVES | ZONES |
|--------------------------------|------------------------|-------------------------|-------------|
| Residential Density Codes | Primary Regional Roads | Parks and Recreation | Residential |
| SPECIAL CONTROL AREAS: | Other Regional Roads | Local Road | Development |
| Development Areas | | Public Purposes - Civic | |
| Development Contribution Areas | | | No zone |



Amendment No.187
Town Planning Scheme No.3



Scheme Amendment Map

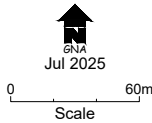
Map 1
(Partial rationalisation of 4C & 4H)

- GENERAL**

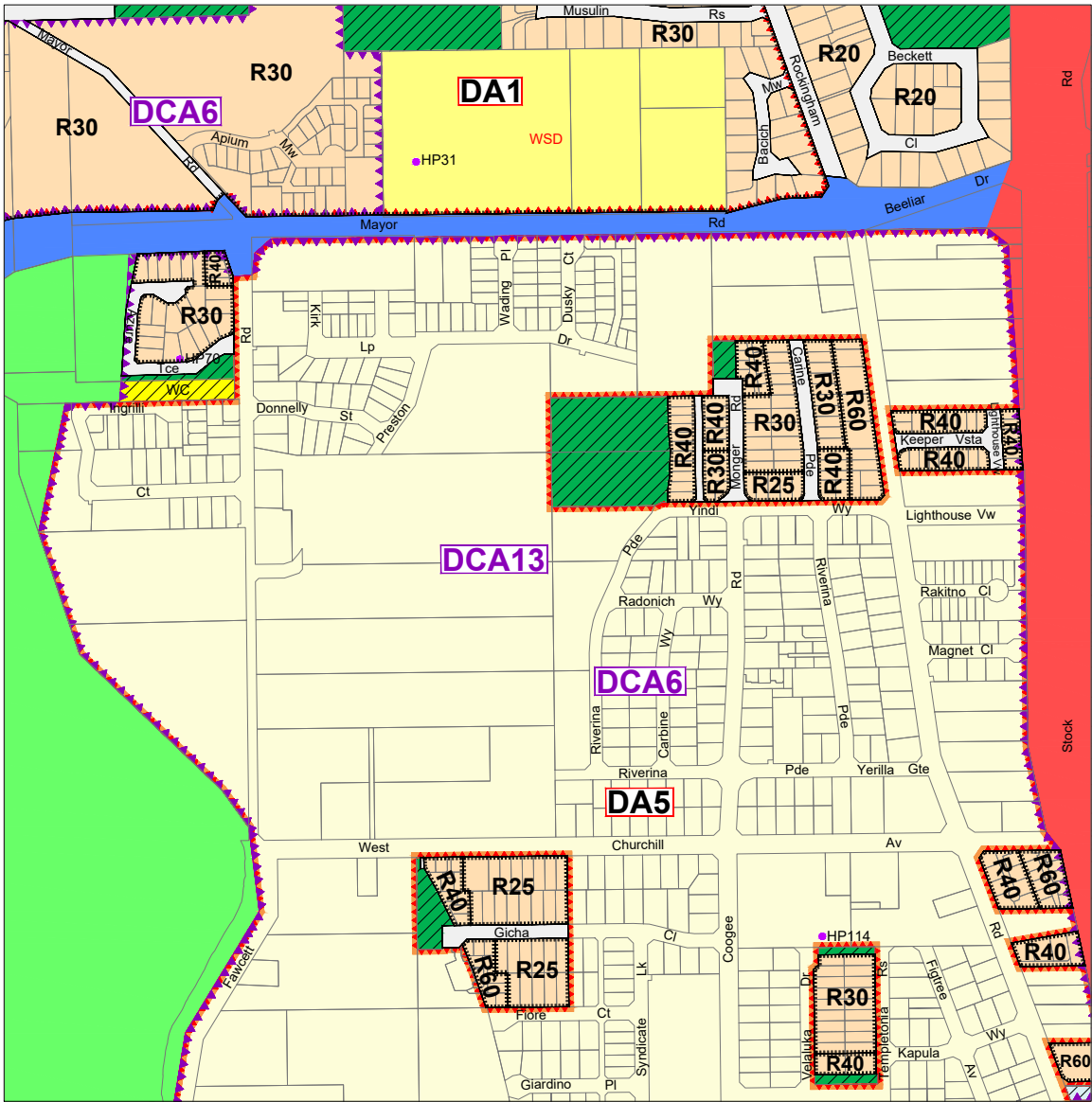
 - Residential Density Codes
 - SPECIAL CONTROL AREAS:**
 - Development Areas
- REGION RESERVES**
- LOCAL RESERVES**

 - Parks and Recreation
 - Local Road
- ZONES**

 - Residential



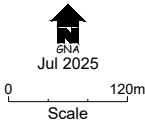
Amendment No.187
Town Planning Scheme No.3



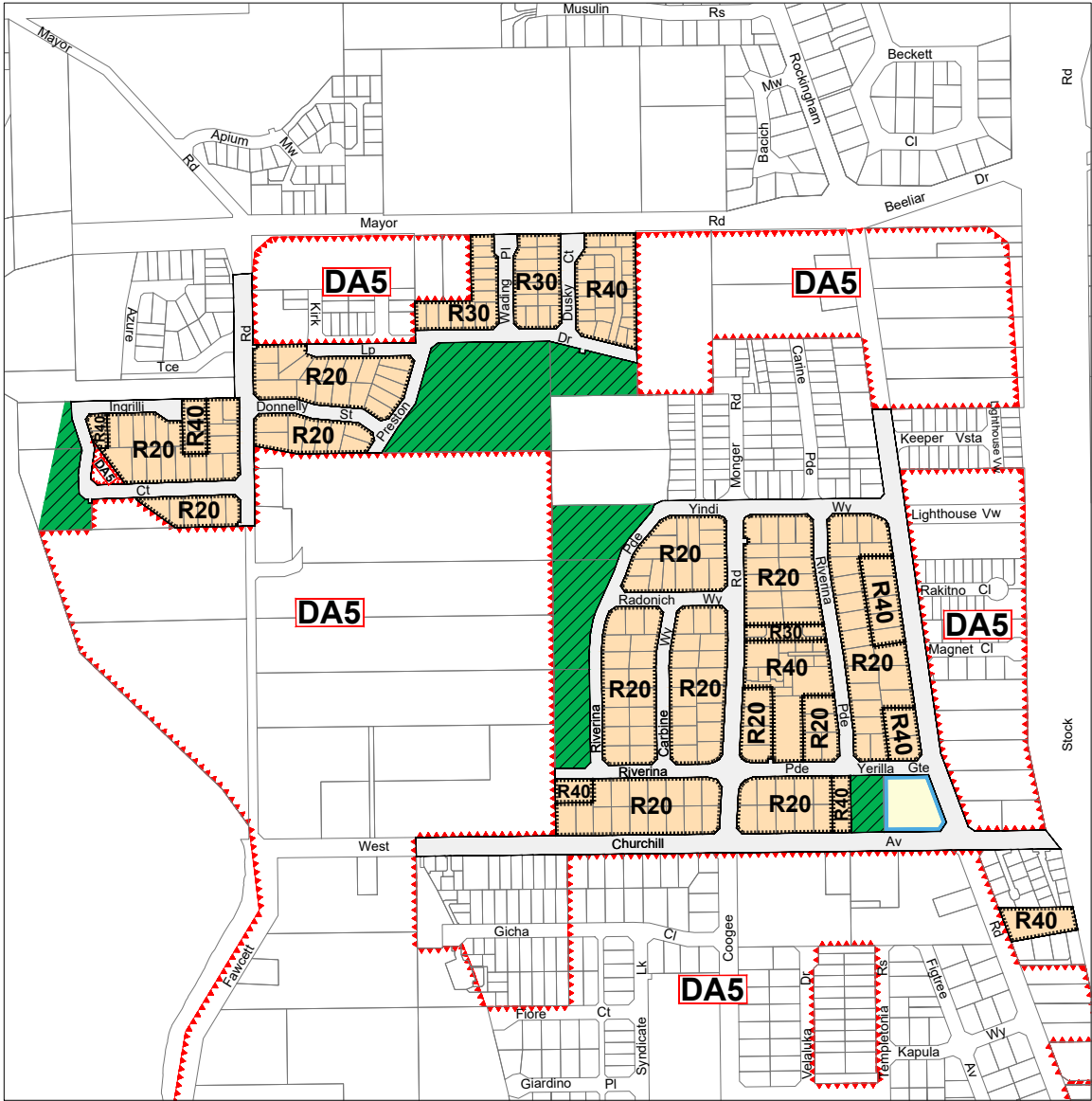
Current Scheme Map

Map 2
(Rationalisation of 5R & partial rationalisation of 5A,5C)

| GENERAL | | REGION RESERVES | | LOCAL RESERVES | | ZONES | |
|------------------------|--------------------------------|-----------------|---|----------------|-------------------------------------|-------|-------------|
| | Residential Density Codes | | Parks and Recreation | | Parks and Recreation | | Residential |
| | Heritage Place | | Primary Regional Roads | | Lakes and Drainage | | Development |
| SPECIAL CONTROL AREAS: | | | Other Regional Roads | | Local Road | | |
| | Development Areas | | Public Purposes - Water Authority of WA | | Public Purposes - Water Corporation | | |
| | Development Contribution Areas | | | | | | |



Amendment No.187
Town Planning Scheme No.3



Scheme Amendment Map

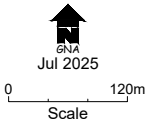
Map 2
(Rationalisation of 5R & partial rationalisation of 5A, 5C)

- GENERAL**

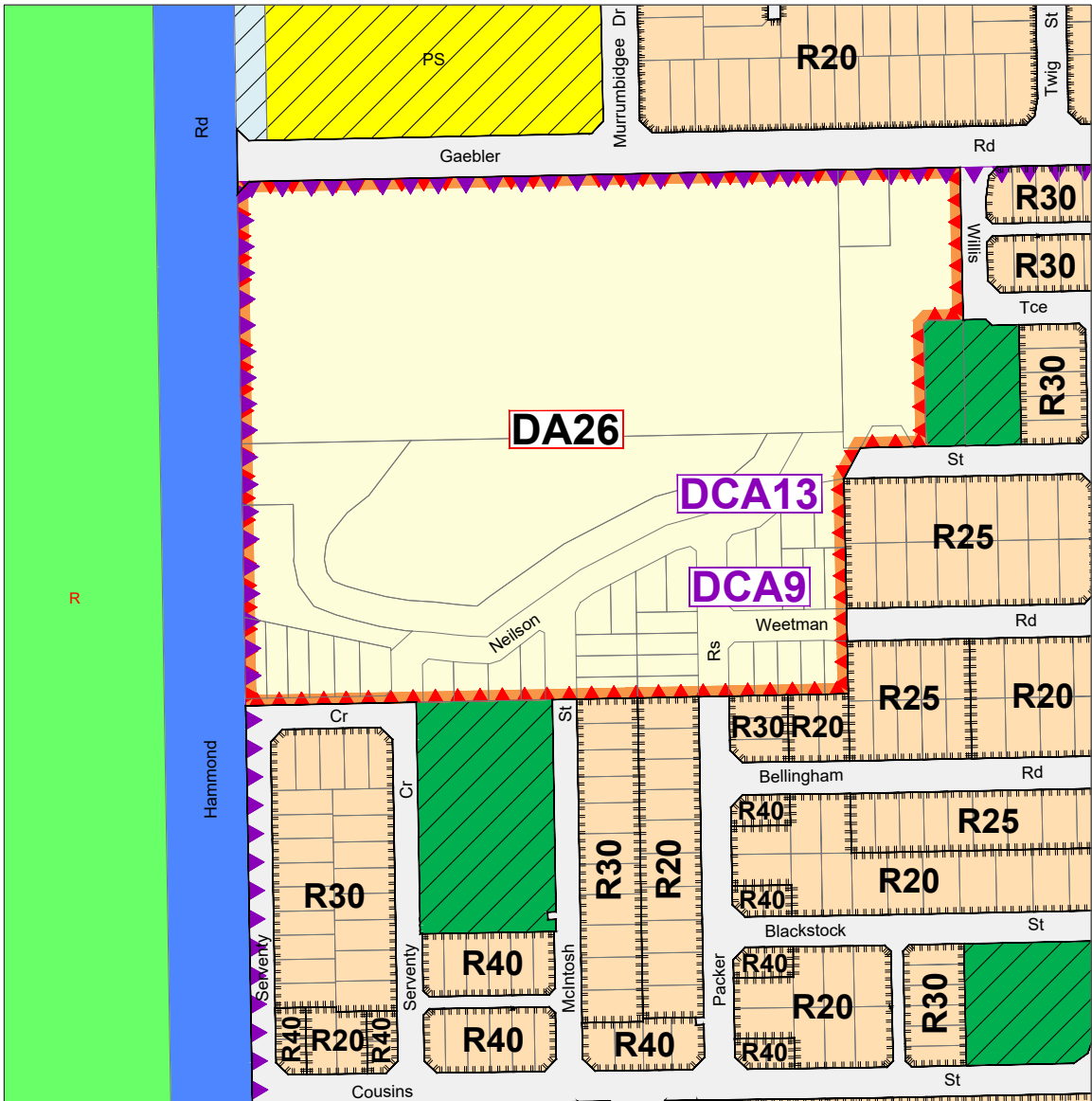
 - Residential Density Codes
 - SPECIAL CONTROL AREAS:**
 - Development Areas
- REGION RESERVES**
- LOCAL RESERVES**

 - Parks and Recreation
 - Local Road
- ZONES**

 - Residential
 - Local Centre



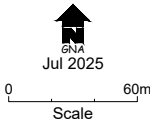
Amendment No.187
Town Planning Scheme No.3



Current Scheme Map

Map 3
(Rationalisation of 26P)

| GENERAL | REGION RESERVES | LOCAL RESERVES | ZONES |
|--|---|--|---|
| <div><div><div>R20</div></div><div>Residential Density Codes</div></div> | <div><div><div>R</div></div><div>Restricted Public Access</div></div> | <div><div><div></div></div><div>Parks and Recreation</div></div> | <div><div><div></div></div><div>Residential</div></div> |
| <div><div><div>DA1</div></div><div>SPECIAL CONTROL AREAS:</div></div> | <div><div><div></div></div><div>Primary Regional Roads</div></div> | <div><div><div></div></div><div>Lakes and Drainage</div></div> | <div><div><div></div></div><div>Development</div></div> |
| <div><div><div>DCA1</div></div><div>Development Areas</div></div> | <div><div><div></div></div><div>Other Regional Roads</div></div> | <div><div><div></div></div><div>Local Road</div></div> | |
| <div><div><div>DCA1</div></div><div>Development Contribution Areas</div></div> | | <div><div><div></div></div><div>Public Purposes - Primary School</div></div> | |



Amendment No.187
Town Planning Scheme No.3



Scheme Amendment Map

Map 3
(Rationalisation of 26P)

GENERAL

Residential Density Codes

SPECIAL CONTROL AREAS:

Development Areas

REGION RESERVES

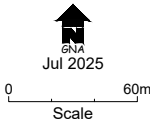
LOCAL RESERVES

Parks and Recreation

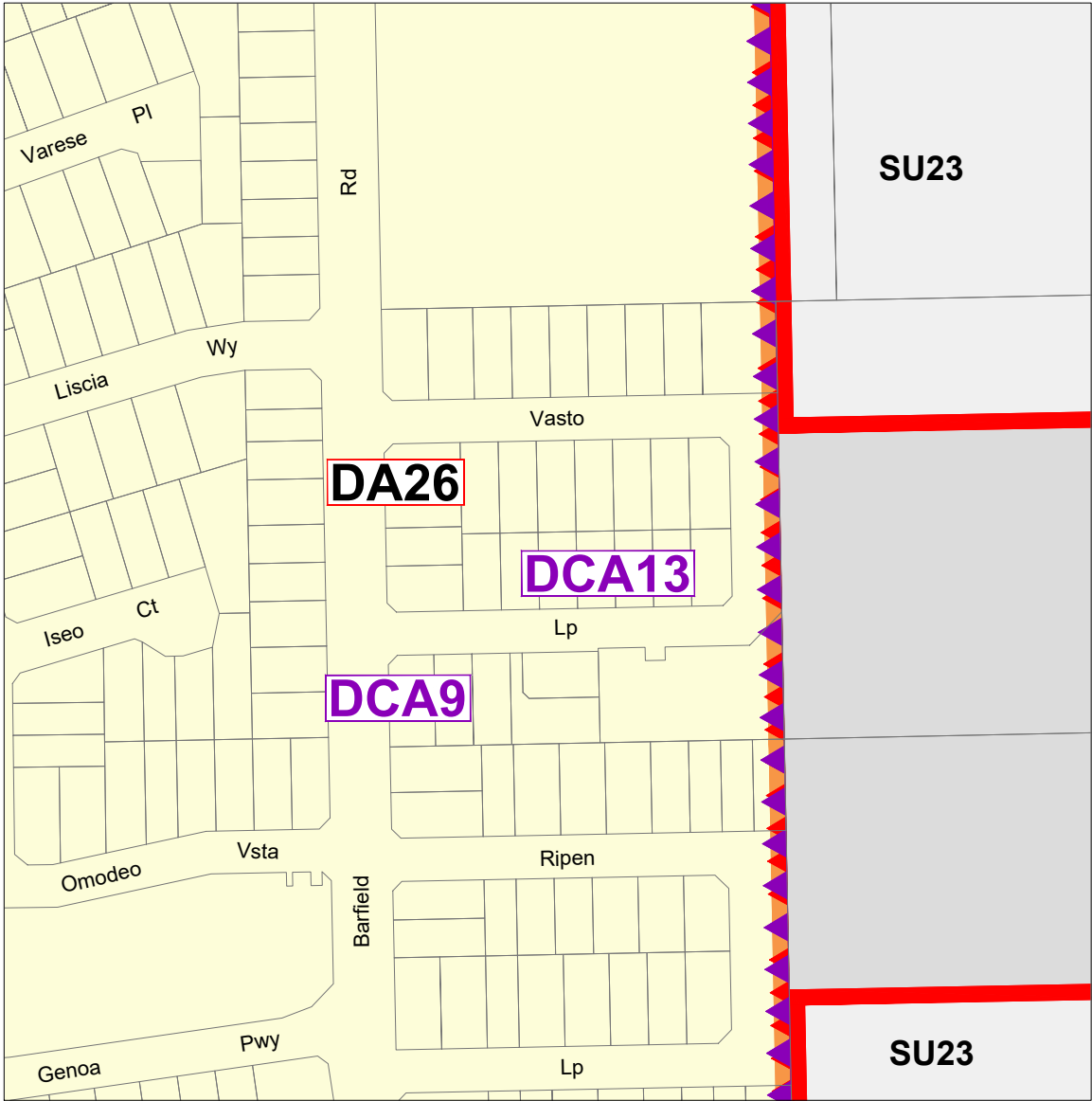
Local Road

ZONES

Residential



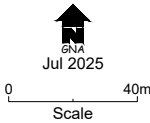
Amendment No.187
Town Planning Scheme No.3



Current Scheme Map

Map 4
(Rationalisation of 26Q)

| | | | |
|--------------------------------|------------------------|-----------------------|--------------|
| GENERAL | REGION RESERVES | LOCAL RESERVES | ZONES |
| SPECIAL CONTROL AREAS: | Railways | | Development |
| Development Areas | | | Special Use |
| Development Contribution Areas | | | |



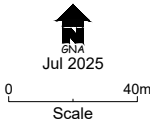
Amendment No.187
Town Planning Scheme No.3



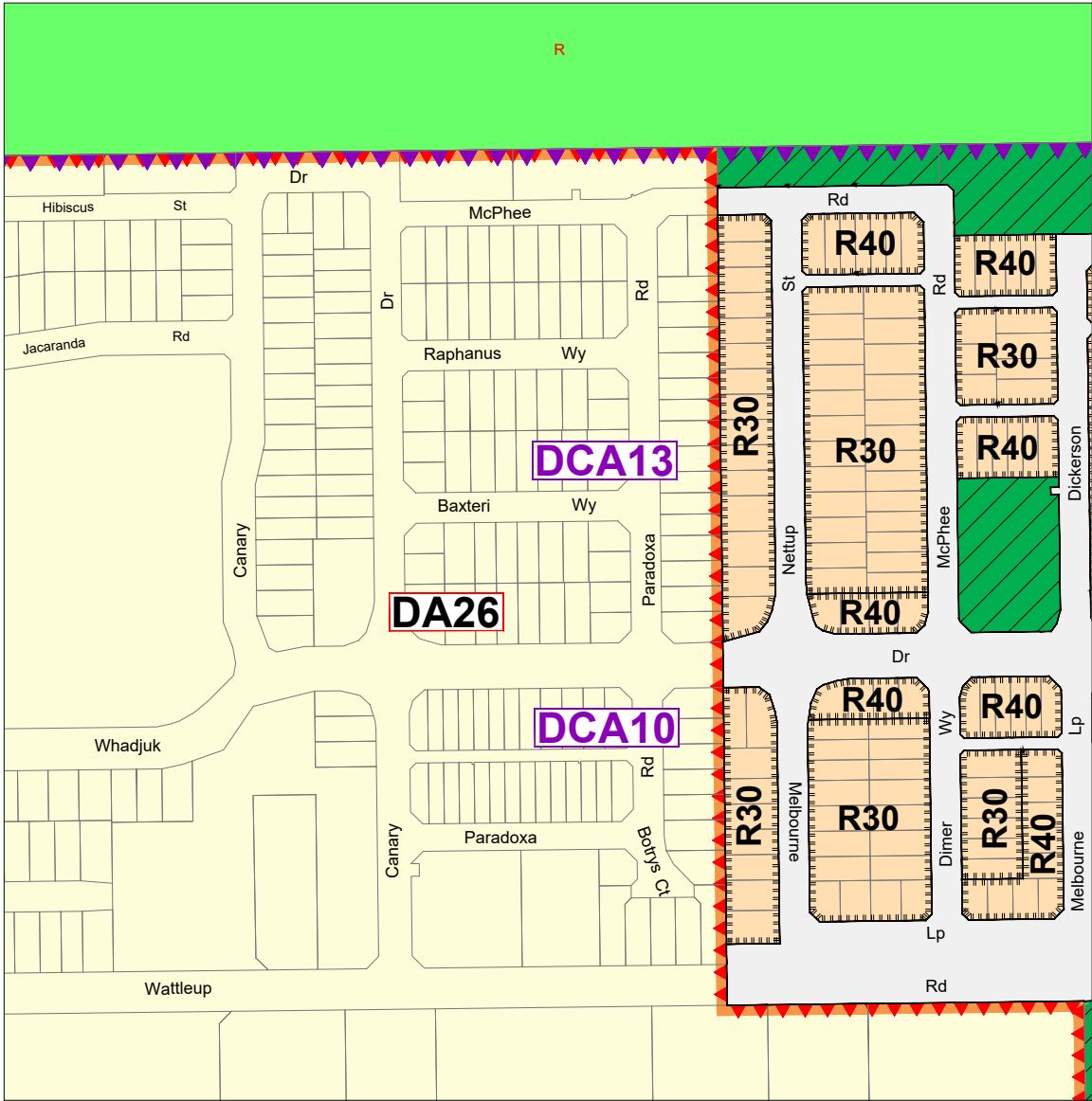
Scheme Amendment Map

Map 4
(Rationalisation of 26Q)

| | | | |
|--|-------------------------------|--|---|
| <p>GENERAL</p> <p>R20 Residential Density Codes</p> <p>SPECIAL CONTROL AREAS:</p> <p>DA1 Development Areas</p> | <p>REGION RESERVES</p> | <p>LOCAL RESERVES</p> <p> Parks and Recreation</p> <p> Local Road</p> | <p>ZONES</p> <p> Residential</p> |
|--|-------------------------------|--|---|



Amendment No.187
Town Planning Scheme No.3



Current Scheme Map

Map 5
(Rationalisation of 27D)

- GENERAL**

 - Residential Density Codes

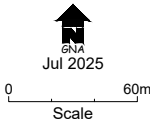
SPECIAL CONTROL AREAS:

 - Development Areas
 - Development Contribution Areas
- REGION RESERVES**

 - Restricted Public Access
- LOCAL RESERVES**

 - Parks and Recreation
 - Local Road
- ZONES**

 - Residential
 - Development



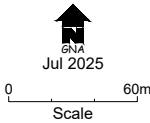
Amendment No.187
Town Planning Scheme No.3



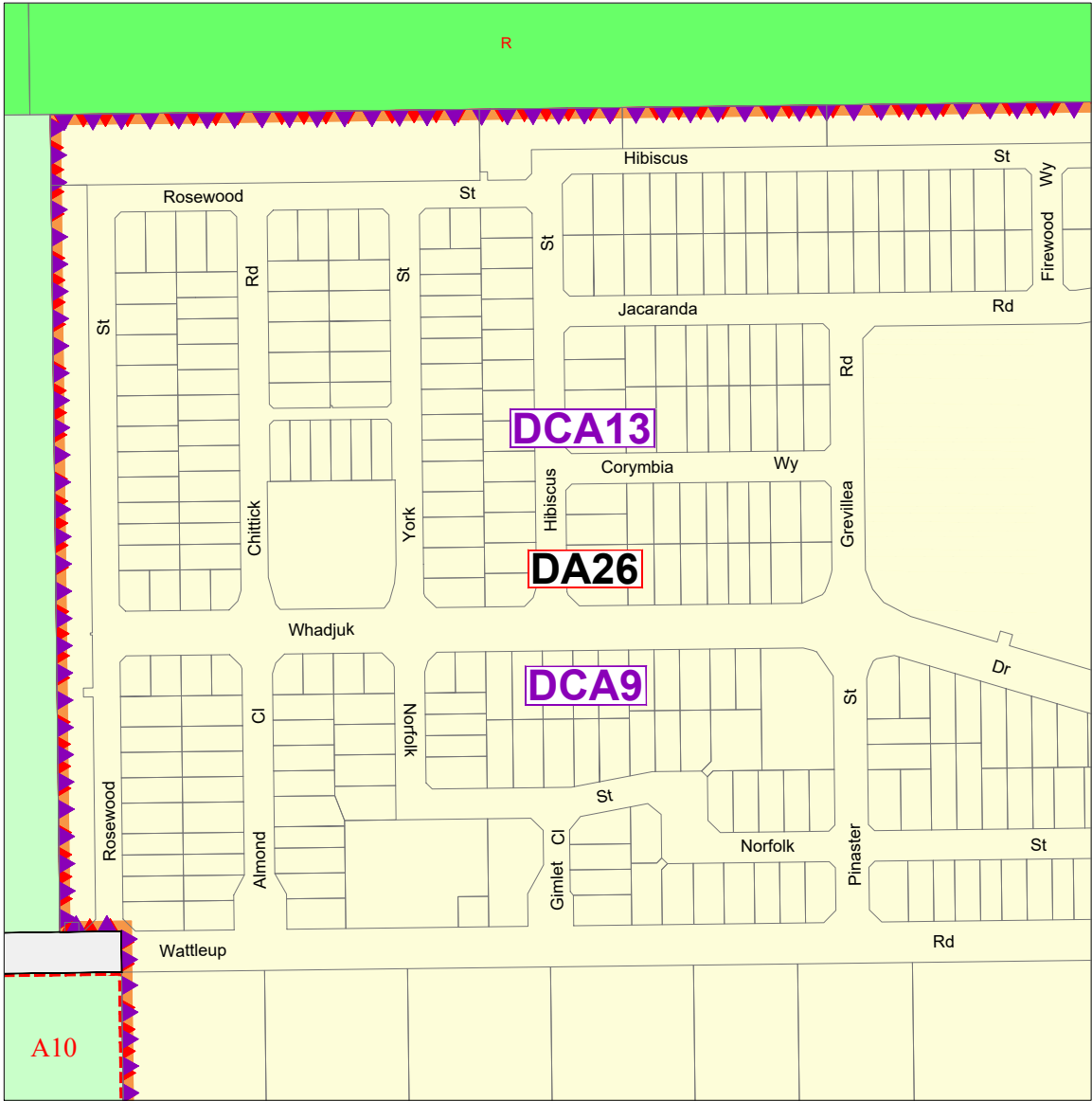
Scheme Amendment Map

Map 5
(Rationalisation of 27D)

| | | | |
|--|-------------------------------|--|---|
| <p>GENERAL</p> <p>R20 Residential Density Codes</p> <p>SPECIAL CONTROL AREAS:</p> <p>DA1 Development Areas</p> | <p>REGION RESERVES</p> | <p>LOCAL RESERVES</p> <p> Parks and Recreation</p> <p> Local Road</p> | <p>ZONES</p> <p> Residential</p> |
|--|-------------------------------|--|---|



Amendment No.187
Town Planning Scheme No.3



Current Scheme Map

Map 6
(Partial rationalisation of 27E)

- GENERAL**

 - Additional Uses

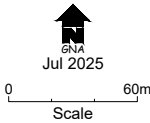
SPECIAL CONTROL AREAS:

 - Development Areas
 - Development Contribution Areas
- REGION RESERVES**

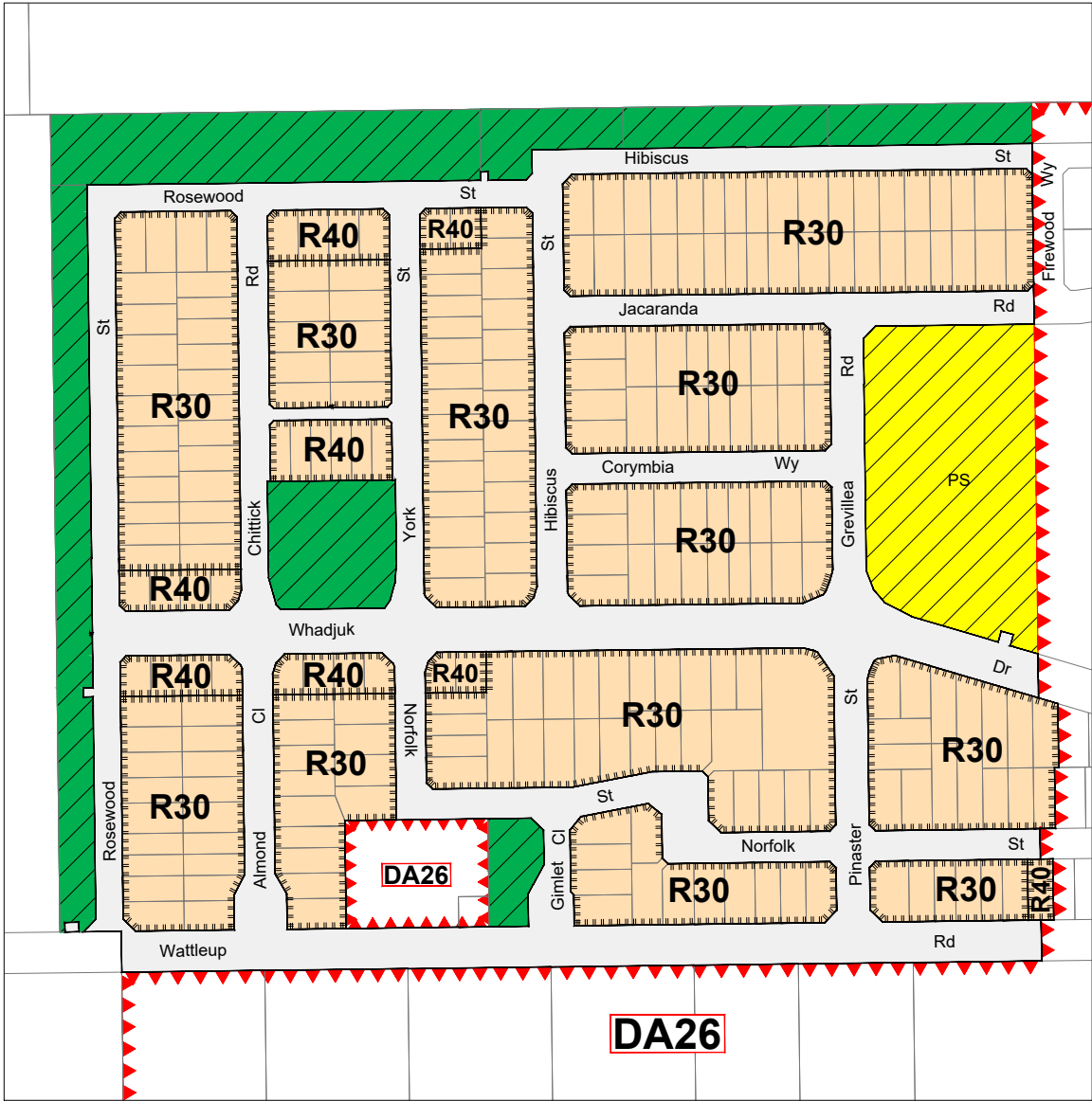
 - Parks and Recreation - Restricted Public Access
- LOCAL RESERVES**

 - Local Road
- ZONES**

 - Development
 - Rural



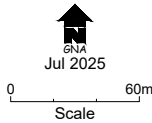
Amendment No.187
Town Planning Scheme No.3



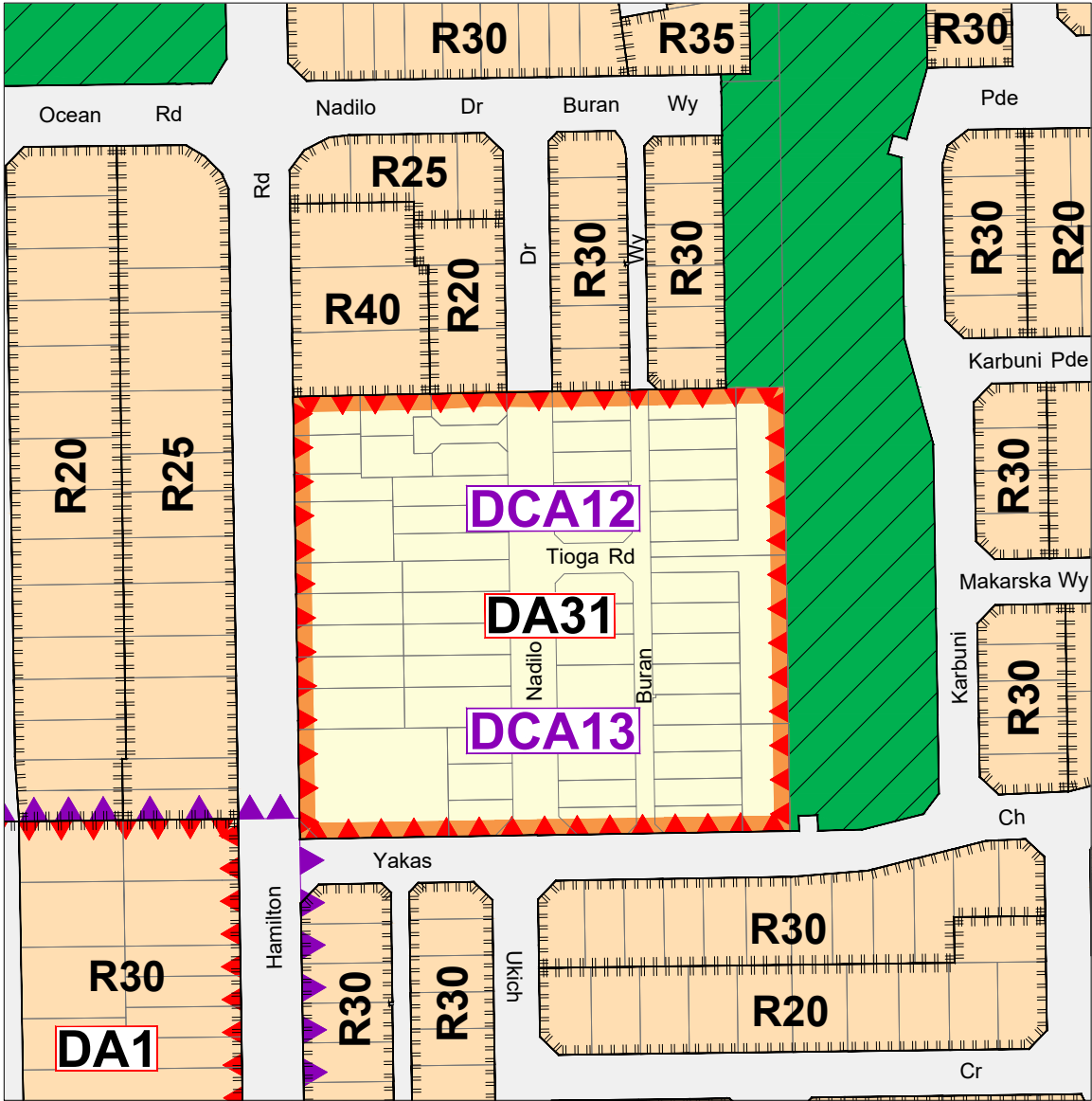
Scheme Amendment Map

Map 6
(Partial rationalisation of 27E)

- | | | | |
|-------------------------------|------------------------|----------------------------------|--------------|
| GENERAL | REGION RESERVES | LOCAL RESERVES | ZONES |
| Residential Density Codes | | Parks and Recreation | Residential |
| SPECIAL CONTROL AREAS: | | Local Road | |
| Development Areas | | Public Purposes - Primary School | |



Amendment No.187
Town Planning Scheme No.3



Current Scheme Map

Map 7
(Rationalisation of 31F)

GENERAL

R20 Residential Density Codes

SPECIAL CONTROL AREAS:

DA1 Development Areas

DCA1 Development Contribution Areas

REGION RESERVES

LOCAL RESERVES

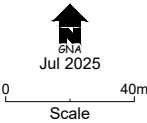
Parks and Recreation

Local Road

ZONES

Residential

Development



Amendment No.187
Town Planning Scheme No.3



Scheme Amendment Map

Map 7
(Rationalisation of 31F)

GENERAL

 Residential Density Codes

REGION RESERVES

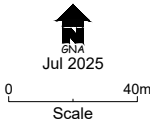
LOCAL RESERVES

 Parks and Recreation

 Local Road

ZONES










 Residential

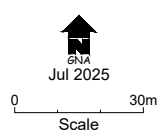


Amendment No.187
Town Planning Scheme No.3

Map 8

(Rationalisation of 31L)

| GENERAL | | REGION RESERVES | | LOCAL RESERVES | | ZONES | |
|---|--------------------------------|---|------------------------|---|----------------------|---|-------------|
|  | Residential Density Codes |  | Parks and Recreation |  | Parks and Recreation |  | Residential |
| SPECIAL CONTROL AREAS: | |  | Primary Regional Roads |  | Local Road |  | Development |
|  | Development Areas | | | | | | |
|  | Development Contribution Areas | | | | | | |



Amendment No.187

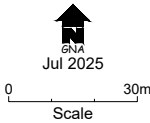
Town Planning Scheme No.3



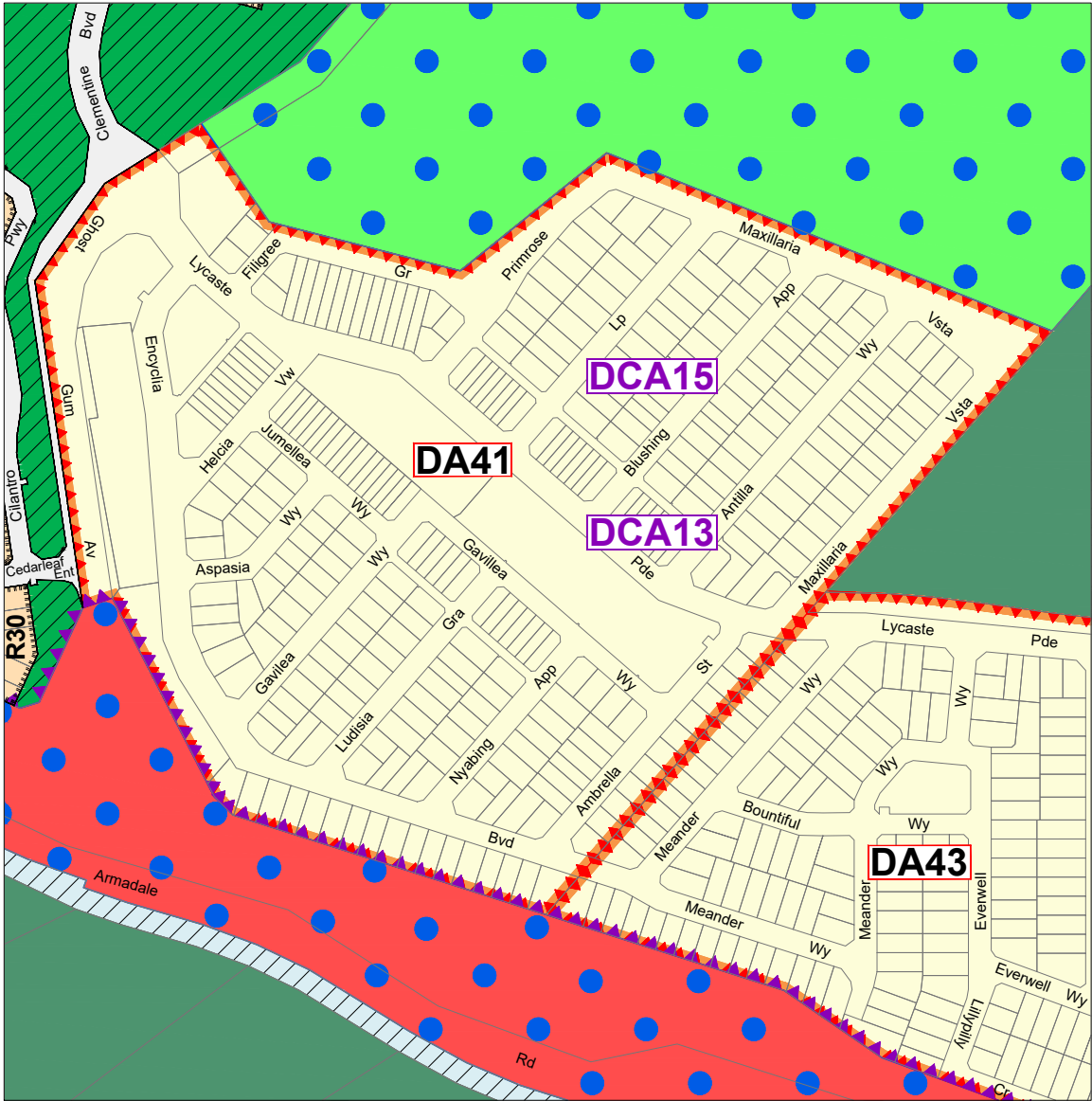
Scheme Amendment Map

Map 8
(Rationalisation of 31L)

| | | | |
|---|-------------------------------|--|---|
| <p>GENERAL</p> <p>R20 Residential Density Codes</p> <p>SPECIAL CONTROL AREAS:</p> <p>DA1 Development Areas</p> | <p>REGION RESERVES</p> | <p>LOCAL RESERVES</p> <p> Parks and Recreation</p> <p> Local Road</p> | <p>ZONES</p> <p> Residential</p> |
|---|-------------------------------|--|---|



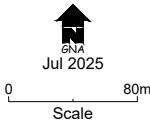
Amendment No.187
Town Planning Scheme No.3



Current Scheme Map

Map 9
(Rationalisation of 41A)

| GENERAL | | REGION RESERVES | | LOCAL RESERVES | | ZONES | |
|---|--------------------------------|---|------------------------|---|----------------------|---|-------------|
|  | Residential Density Codes |  | Parks and Recreation |  | Parks and Recreation |  | Residential |
| SPECIAL CONTROL AREAS: | |  | Water Catchments |  | Lakes and Drainage |  | Development |
|  | Development Areas |  | Primary Regional Roads |  | Local Road |  | Resource |
|  | Development Contribution Areas | | | | | | |



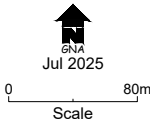
Amendment No.187
Town Planning Scheme No.3



Scheme Amendment Map

Map 9
(Rationalisation of 41A)

| | | | |
|---|------------------------|---|---|
| GENERAL  Residential Density Codes | REGION RESERVES | LOCAL RESERVES  Parks and Recreation  Local Road | ZONES  Residential |
|---|------------------------|---|---|



Amendment No.187
Town Planning Scheme No.3

Current Scheme Map Legend

| GENERAL | REGION RESERVES | LOCAL RESERVES | ZONES |
|--|--|---|----------------------------|
| Scheme Boundary | Parks and Recreation | Parks and Recreation | Residential |
| Residential Density Codes | Restricted Public Access | Lakes and Drainage | Regional Centre |
| Additional Uses | Railways | Local Road | District Centre |
| Restricted Uses | Port Installation | Public Purposes | Local Centre |
| Building Envelope | State Forrests | DENOTED AS FOLLOWS: AG Dept of Agriculture C Civic DOT Dept of Transport FPA Fremantle Port Authority FS Fire Station GS Gas Pipeline K Pre-school OP Oil Pipeline P Police Station PO Post Office PS Primary School TE Telstra TAB Totalisator Agency Board WC Water Corporation WP Western Power | Mixed Business |
| Heritage Place | Water Catchments | | Mixed Use |
| Environmental Conditions | Civic and Cultural | | Industry |
| SPECIAL CONTROL AREAS: | Waterways | | Light and Service Industry |
| | Primary Regional Roads | | Strategic Industry |
| | Other Regional Roads | | Development |
| | Public Purposes | | Special Use |
| | DENOTED AS FOLLOWS: H Hospital HS High School U University CG Commonwealth Government SEC State Energy Commission SU Special Uses WSD Water Authority of WA | | Rural |
| Development Areas | | | Rural Living |
| Development Contribution Areas | | | Resource |
| Jandakot Airport | | | |
| Peel-Harvey Coastal Plain Catchment Area | | | |

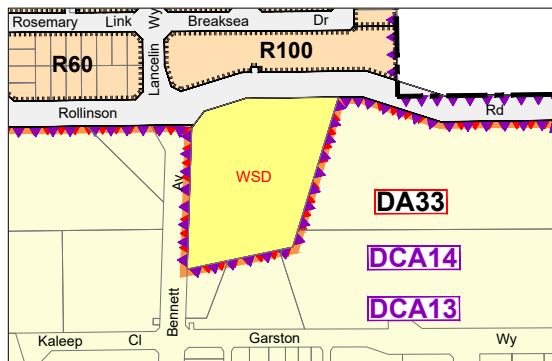
Scheme Amendment Map Legend

| GENERAL | REGION RESERVES | LOCAL RESERVES | ZONES |
|---------|---|----------------|-------|
| | Regional Open Space | | |
| | Regional Open Space - Restricted Public Access | | |
| | Public Purposes | | |
| | DENOTED AS FOLLOWS: H Hospital HS High School TE Tertiary Education CP Car Park CG Commonwealth Government PU Public Utilities SU Special Uses P Prison | | |
| | | | |
| | | | |
| | | | |
| | | | |
| | | | |
| | | | |
| | | | |

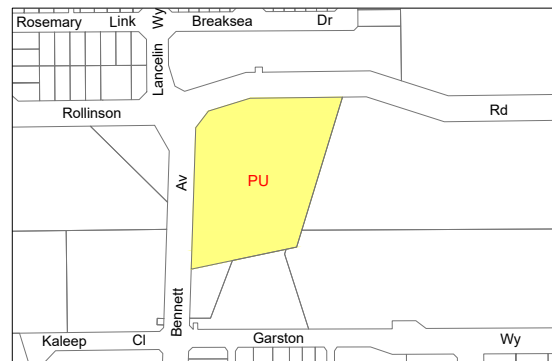
Map 10
(Map Legend)



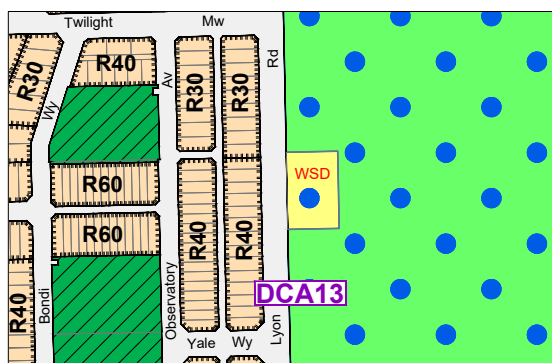
Amendment No.187 Town Planning Scheme No.3



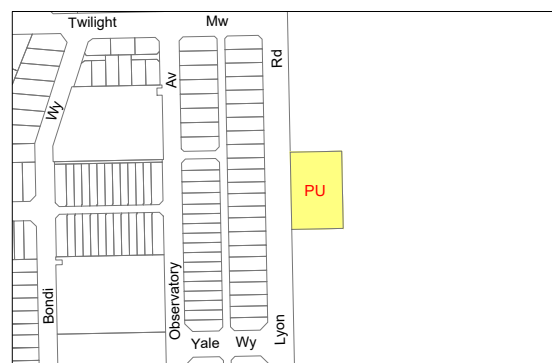
Current Scheme Map



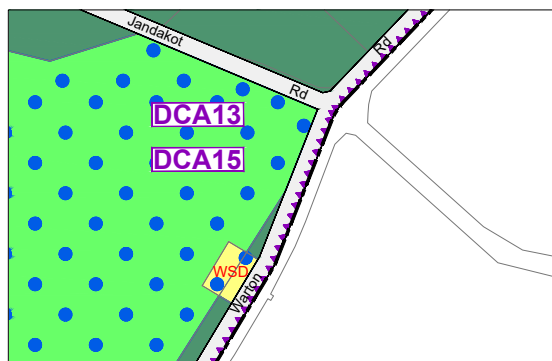
Scheme Amendment Map Map 11



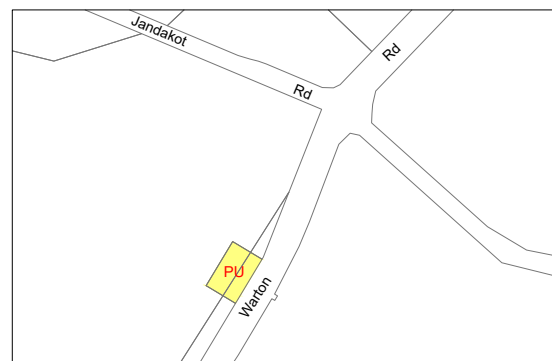
Current Scheme Map



Scheme Amendment Map Map 12



Current Scheme Map



Scheme Amendment Map Map 13

GENERAL

- Scheme Boundary
- Residential Density Codes
- SPECIAL CONTROL AREAS:**
- Development Areas
- Development Contribution Areas

REGION RESERVES

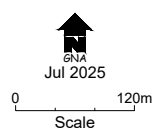
- Parks and Recreation
- Water Catchments
- Public Purposes - Water Authority of WA
- Public Purposes - Public Utilities

LOCAL RESERVES

- Parks and Recreation
- Local Road

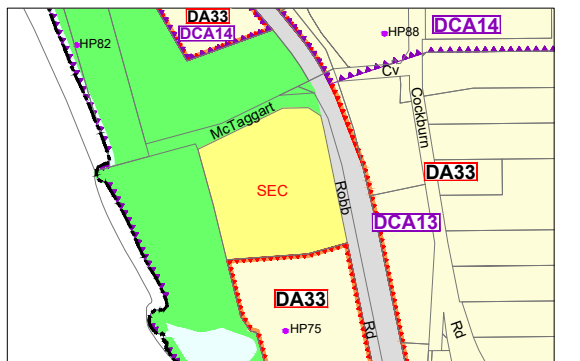
ZONES

- Residential
- Development
- Resource

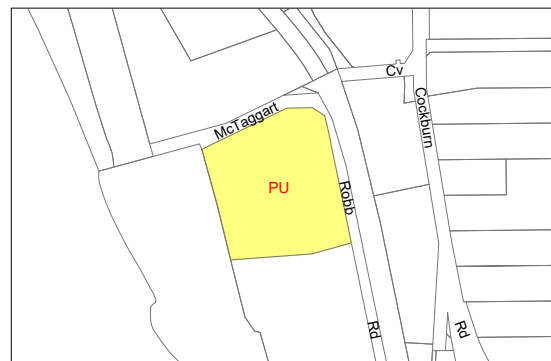


Amendment No.187

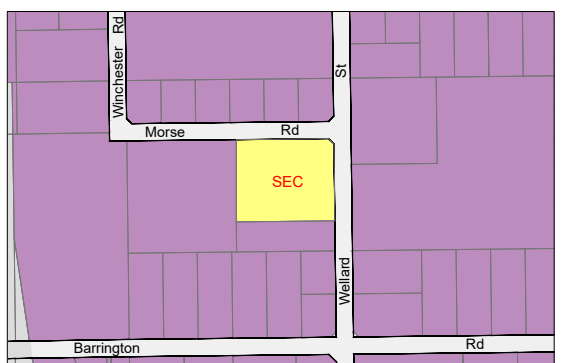
Town Planning Scheme No.3



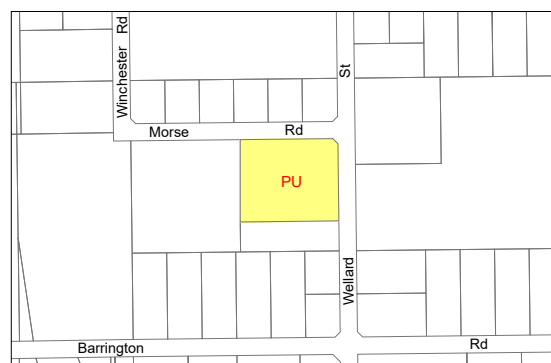
Current Scheme Map



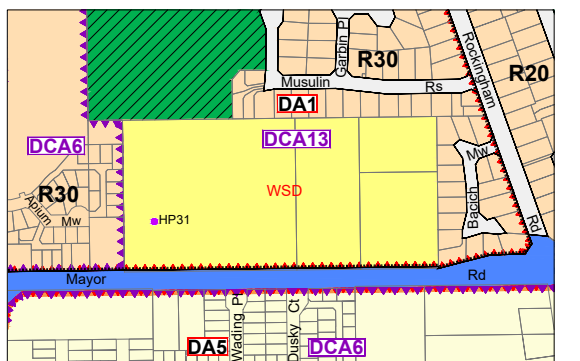
Scheme Amendment Map Map 14



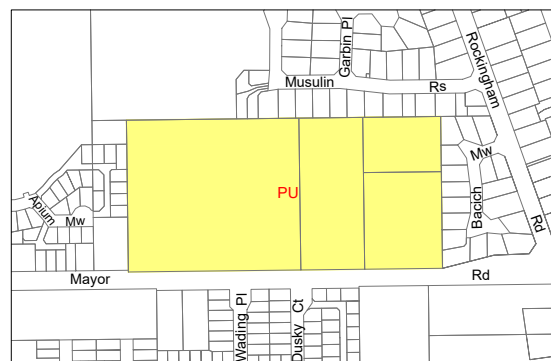
Current Scheme Map



Scheme Amendment Map Map 15



Current Scheme Map



Scheme Amendment Map Map 16

GENERAL

- Scheme Boundary
- Residential Density Codes
- Heritage Place

SPECIAL CONTROL AREAS:

- Development Areas
- Development Contribution Areas

**REGION RESERVES**

- Parks and Recreation
- Railways
- Waterways
- Other Regional Roads
- Public Purposes - State Energy Commission
- Public Purposes - Water Authority of WA
- Public Purposes - Public Utilities

**LOCAL RESERVES**

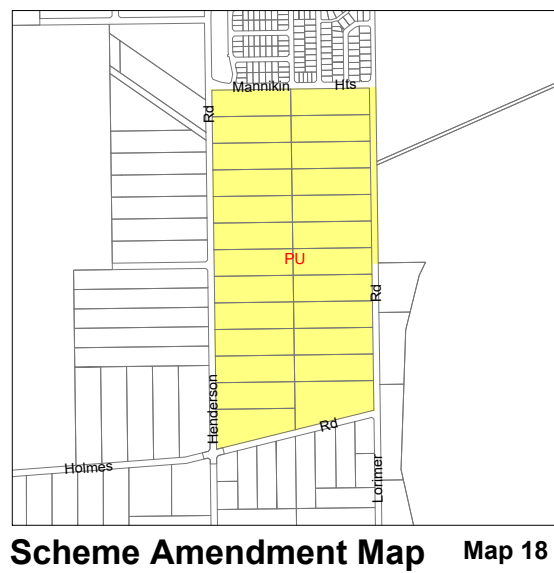
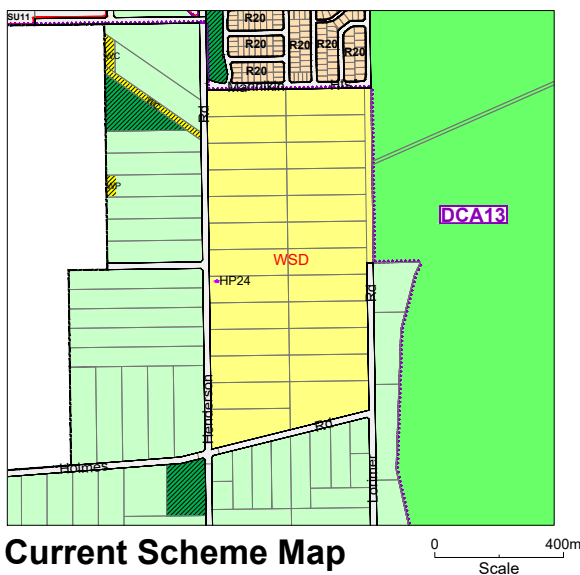
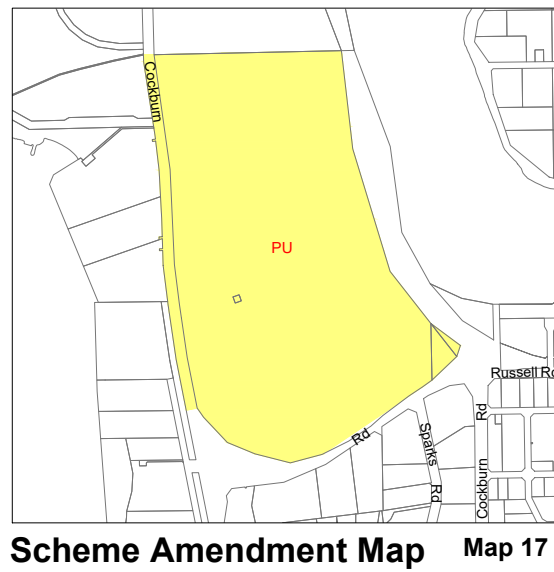
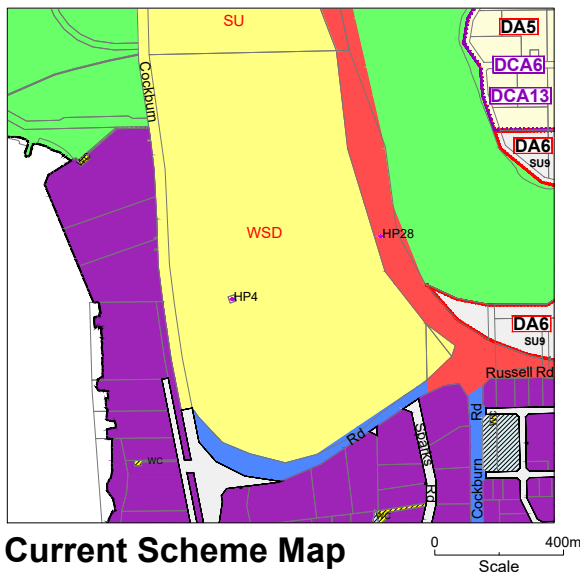
- Parks and Recreation
- Lakes and Drainage
- Local Road
- Public Purposes - Water Corporation

ZONES

- Residential
- Development

Amendment No.187

Town Planning Scheme No.3

**GENERAL**

- Scheme Boundary
- Residential Density Codes
- HP1 Heritage Place
- SPECIAL CONTROL AREAS:**
- DA1 Development Areas
- DCA1 Development Contribution Areas

REGION RESERVES

- Parks and Recreation
- Primary Regional Roads
- Other Regional Roads
- SU Public Purposes - Special Uses
- WSD Public Purposes - Water Authority of WA
- PU Public Purposes - Public Utilities

LOCAL RESERVES

- Parks and Recreation
- Lakes and Drainage
- Local Road
- WC Public Purposes - Water Corporation
- WP Public Purposes - Western Power

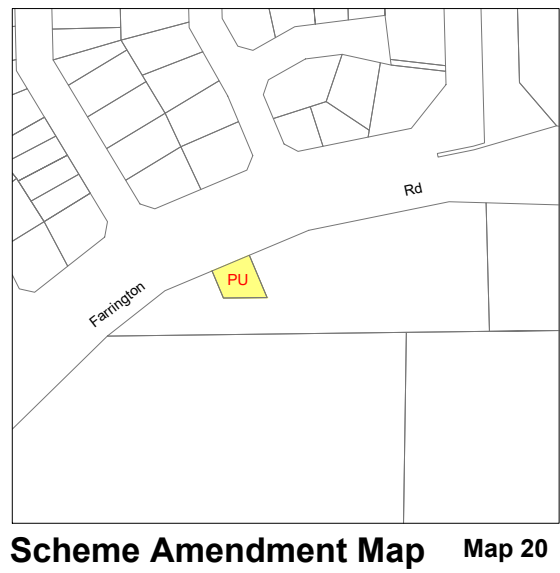
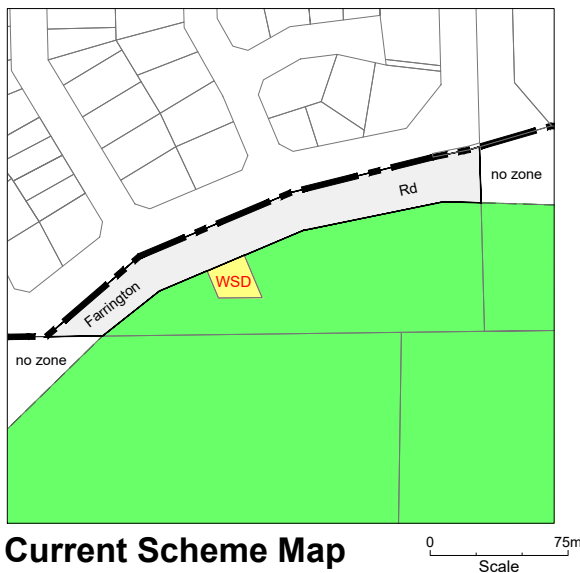
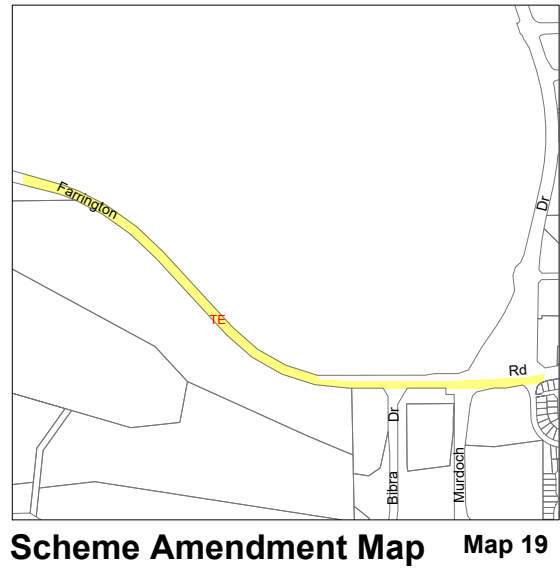
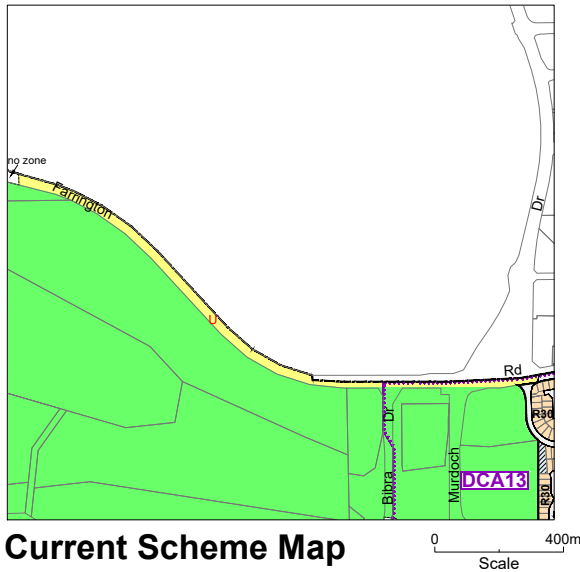
ZONES

- Residential
- Strategic Industry
- Development
- SU1 Special Use
- Rural



Amendment No.187

Town Planning Scheme No.3



- GENERAL**
- Scheme Boundary
 - Residential Density Codes
 - SPECIAL CONTROL AREAS:**
 - Development Contribution Areas

- REGION RESERVES**
- Parks and Recreation
 - Public Purposes - University
 - Public Purposes - Water Authority of WA
 - Public Purposes - Tertiary Education
 - Public Purposes - Public Utilities

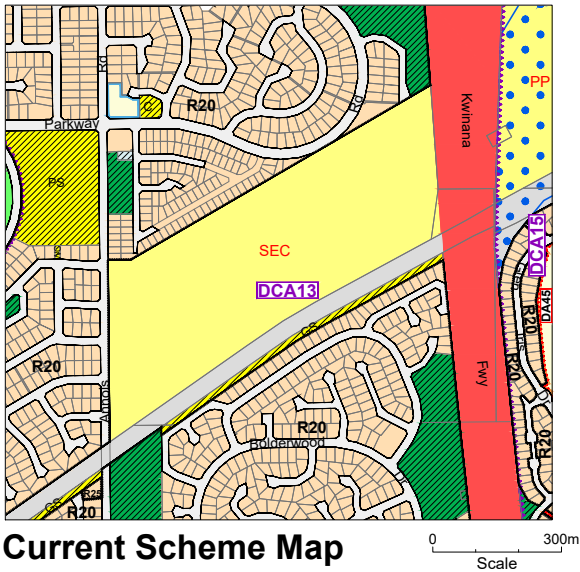
- LOCAL RESERVES**
- Lakes and Drainage
 - Local Road

- ZONES**
- Residential
 - No zone

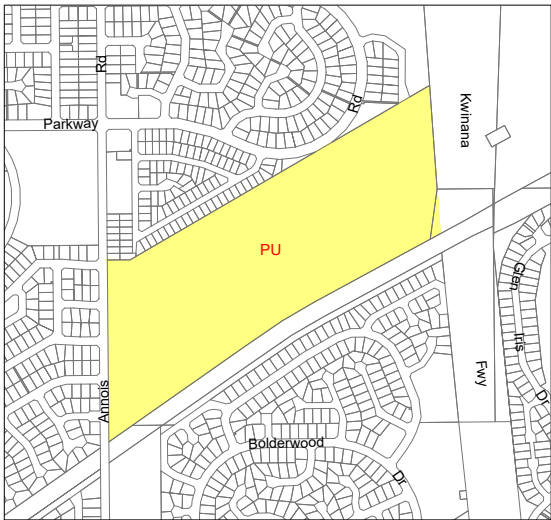


Amendment No.187

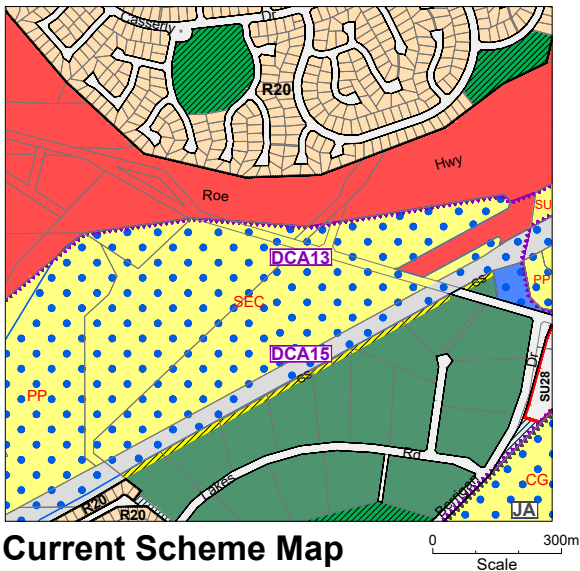
Town Planning Scheme No.3



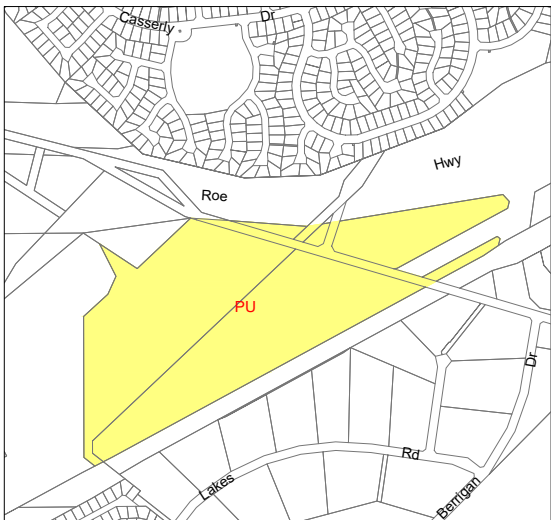
Current Scheme Map



Scheme Amendment Map Map 21



Current Scheme Map



Scheme Amendment Map Map 22

- GENERAL**
- R20** Residential Density Codes
- SPECIAL CONTROL AREAS:**
- DA1** Development Areas
 - DCA1** Development Contribution Areas
 - JA** Jandakot Airport

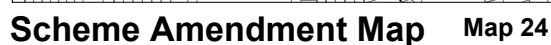
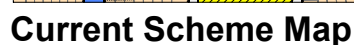
- REGION RESERVES**
- Parks and Recreation**
 - Railways**
 - Water Catchments**
 - Primary Regional Roads**
 - Other Regional Roads**
 - PP** Public Purposes
 - CG** Public Purposes - Commonwealth Government
 - SEC** Public Purposes - State Energy Commission
 - SU** Public Purposes - Special Uses
 - PU** Public Purposes - Public Utilities




- LOCAL RESERVES**
- Parks and Recreation**
 - Lakes and Drainage**
 - Local Road**
 - C** Public Purposes - Civic
 - GS** Public Purposes - Gas Pipeline
 - PS** Public Purposes - Primary School
 - WC** Public Purposes - Water Corporation

- ZONES**
- Residential**
 - Local Centre**
 - Development**
 - SU1** Special Use
 - Resource**



Amendment No.187
Town Planning Scheme No.3



| GENERAL | | REGION RESERVES | | LOCAL RESERVES | | ZONES | |
|---|--------------------------------|---|--|---|---|---|----------------|
|  | Residential Density Codes |  | Water Catchments |  | Parks and Recreation |  | Residential |
|  | Building Envelope |  | Primary Regional Roads |  | Lakes and Drainage |  | Mixed Business |
|  | Heritage Place |  | Other Regional Roads |  | Local Road |  | Industry |
| SPECIAL CONTROL AREAS: | |  | Public Purposes - State Energy Commission |  | Public Purposes - Dept. of Agriculture |  | Development |
|  | Development Areas |  | Public Purposes - Water Authority of WA |  | Public Purposes - Fire Station |  | Special Use |
|  | Development Contribution Areas |  | Public Purposes - Public Utilities |  | Public Purposes - Primary School |  | Resource |
| | | | |  | Public Purposes - Water Corporation | | |
| | | | |  | Public Purposes - Western Power | | |

Map 16



Amendment No.187

Town Planning Scheme No.3

This Basic Amendment was adopted and is recommended for approval by resolution of the City of Cockburn at the Ordinary Meeting of Council held on the ____ day of _____, and the Common Seal of the City of Cockburn was hereunto affixed by the authority of a resolution of the Council in the presence of:

(Seal)

MAYOR

CHIEF EXECUTIVE OFFICER

WAPC ENDORSEMENT (r.63)

DELEGATED UNDER S.16 OF
THE P&D ACT 2005

DATE _____

APPROVAL GRANTED

MINISTER FOR PLANNING

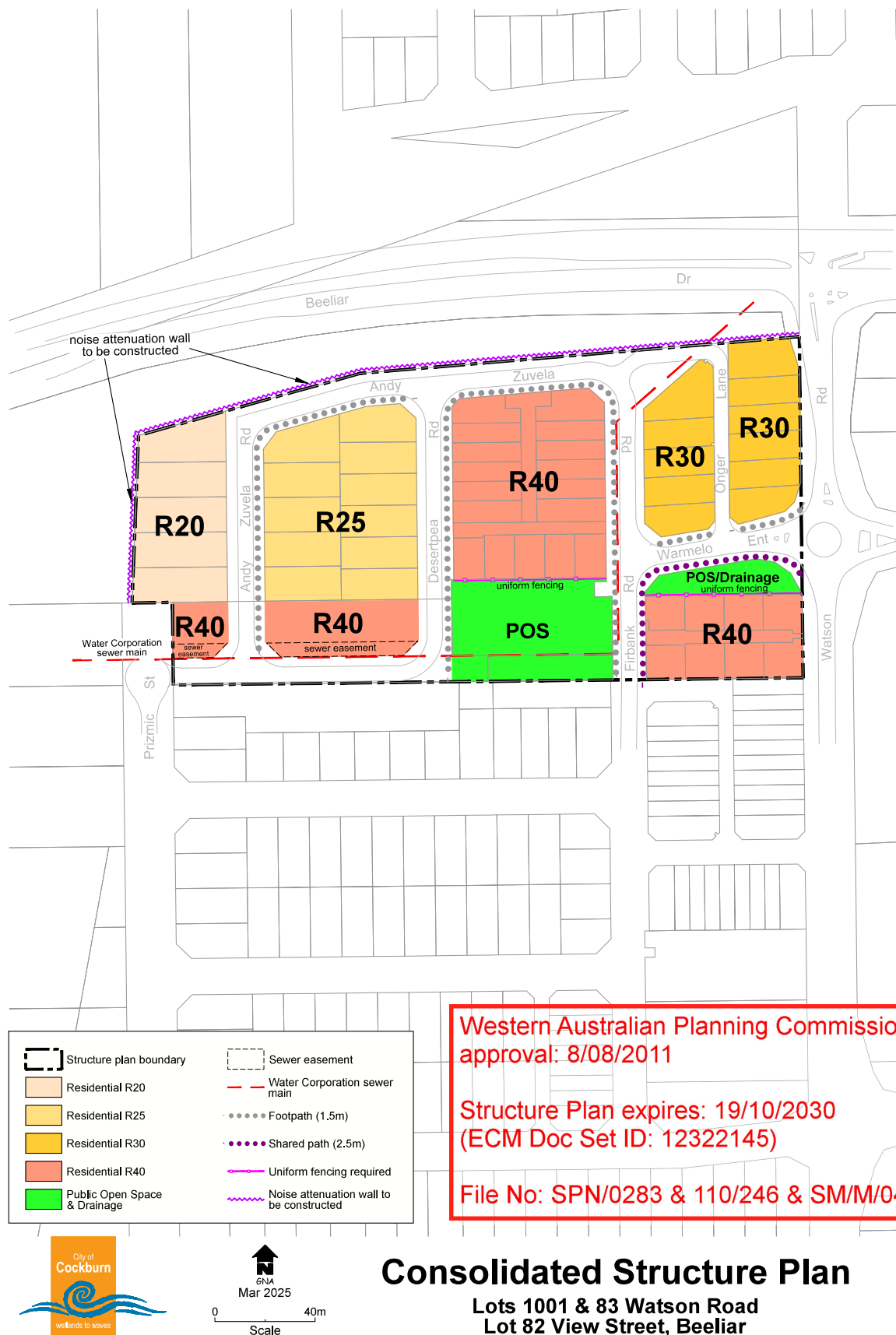
DATE _____

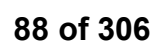
APPENDIX A

Lots 1001 & 83 Watson Road & 82 View Street, Beeliar
(4C)



ATTACHMENT 4



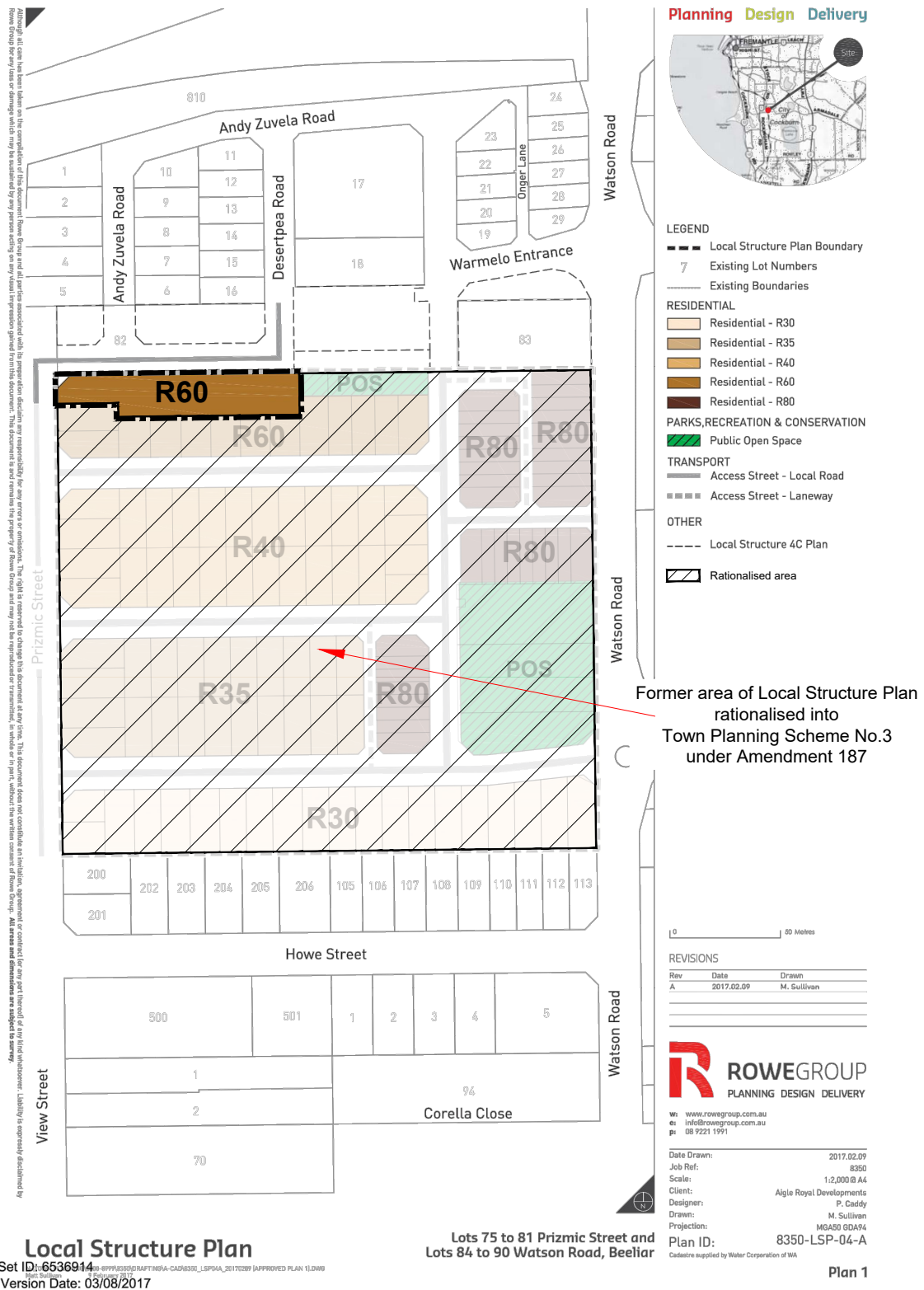


APPENDIX B

Lots 75-81 Prizmic Street & 84-90 Watson Road, Beeliar
(4H)







APPENDIX C

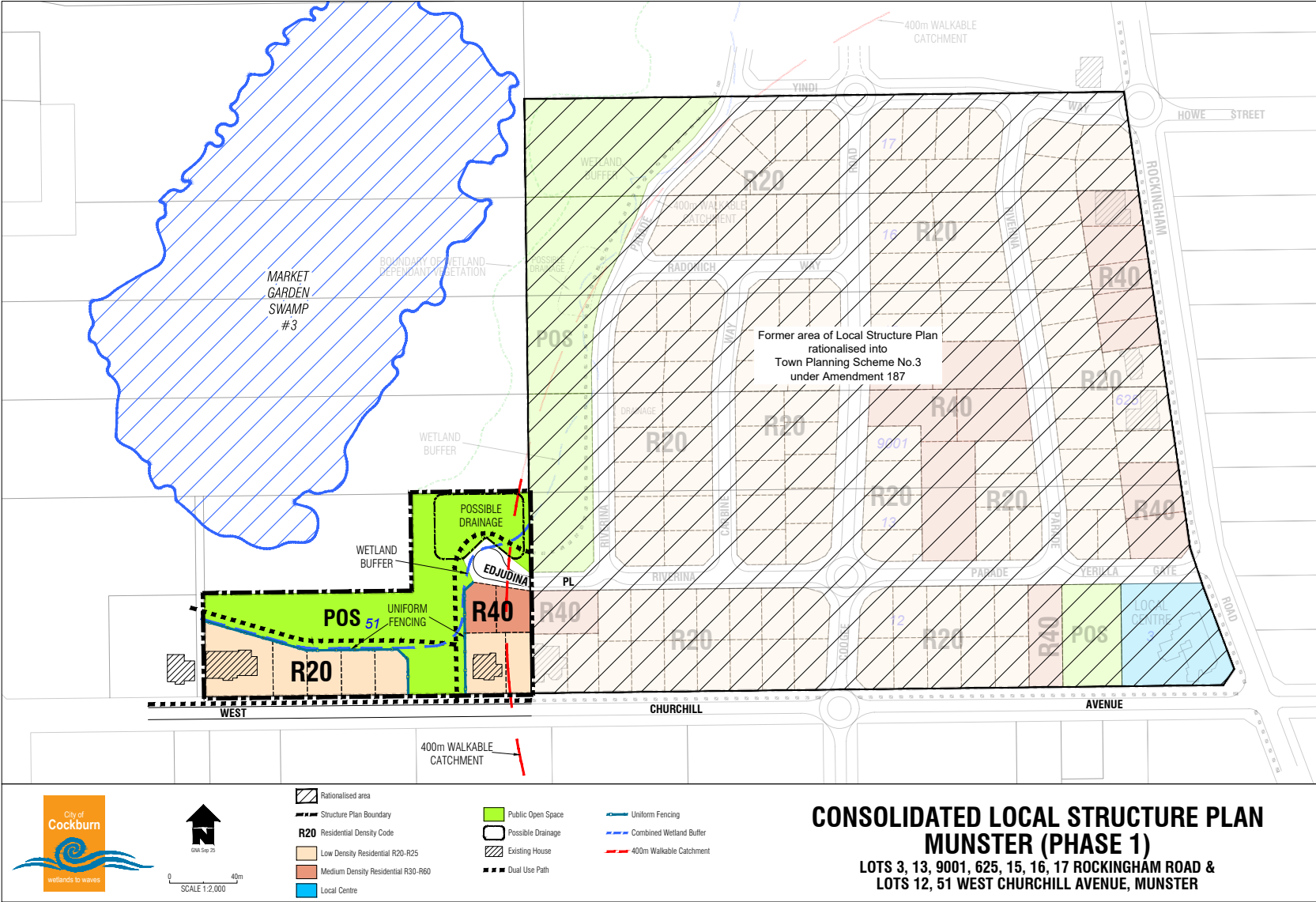
Lots 3, 13, 9001, 625, 15, 16, 17 Rockingham Rd & Lots 12,
& 51 West Churchill Ave, Munster
(5A)



PLAN-IT

20

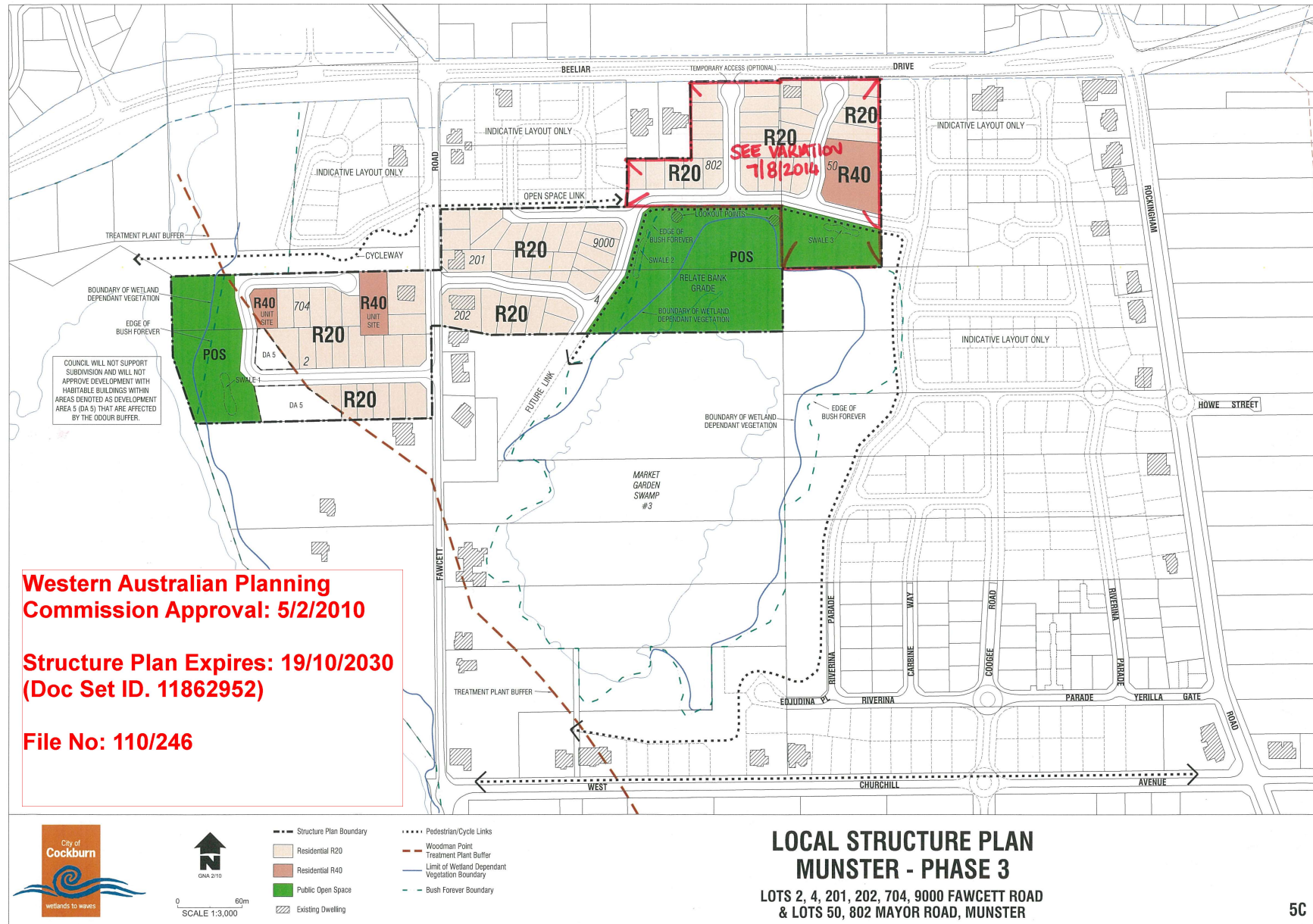




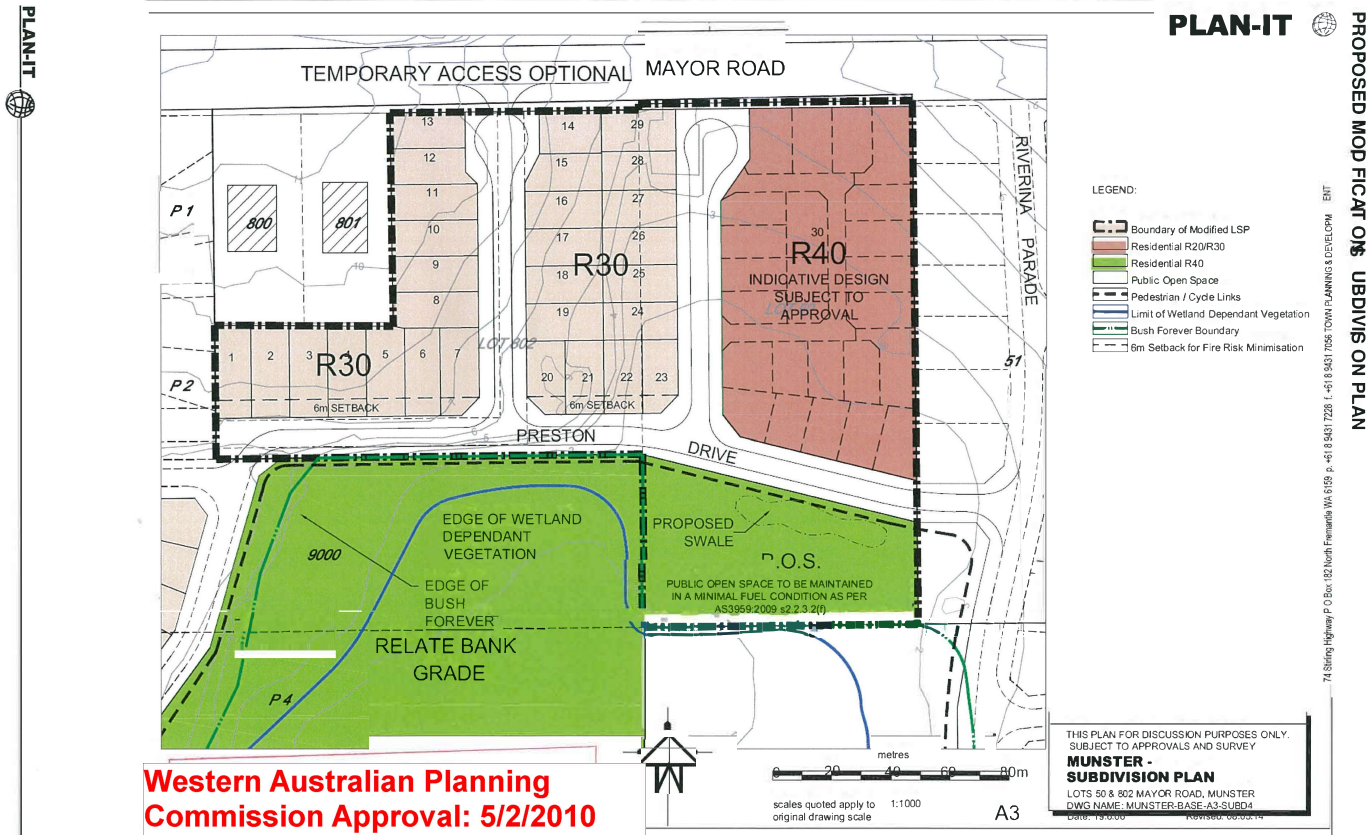
APPENDIX D

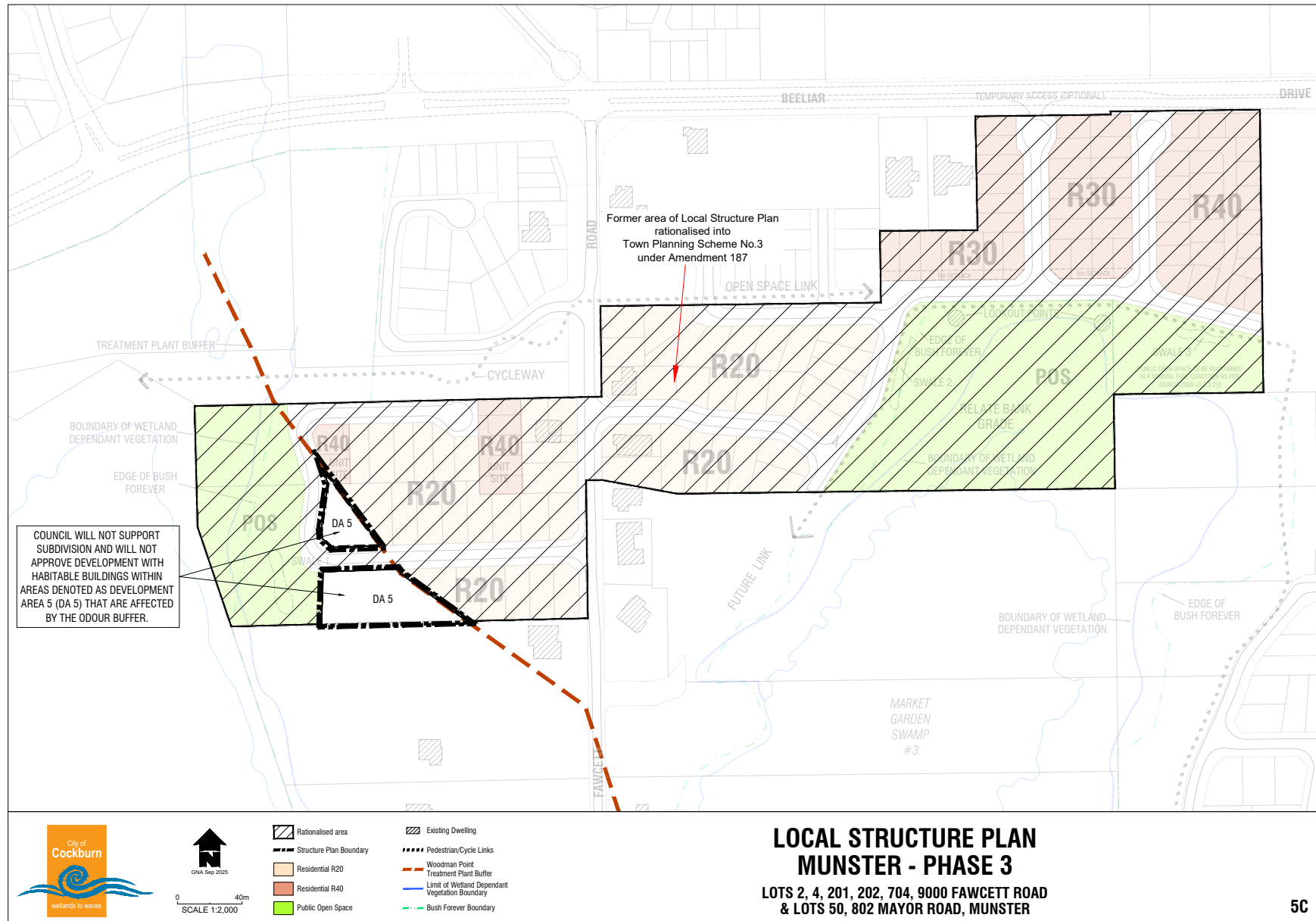
Lots 2, 4, 201, 202, 704, 9000 Fawcett Road & Lots 50, 802
Mayor Road, Munster
(5C)





5C





APPENDIX E

Lot 5 Rockingham Road, Lake Coogee
(5R)



Ordinary Council Meeting: 13/04/2017

Western Australian Planning Commission Approval: 01/11/2015

Structure Plan Expires: 01/11/2035
(Doc Set ID: 11949790)

File No: 110/168



| LEGEND | ZONES |
|--------------|-------------|
| SUBJECT LAND | RESIDENTIAL |

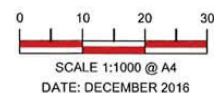
Client: Ray David Forrest
 Job Ref: 16288



Ph 08 9349 2062
 Fax 08 9349 2167
 PO Box 556
 Balcatta WA 6914
 info@stspatial.com.au



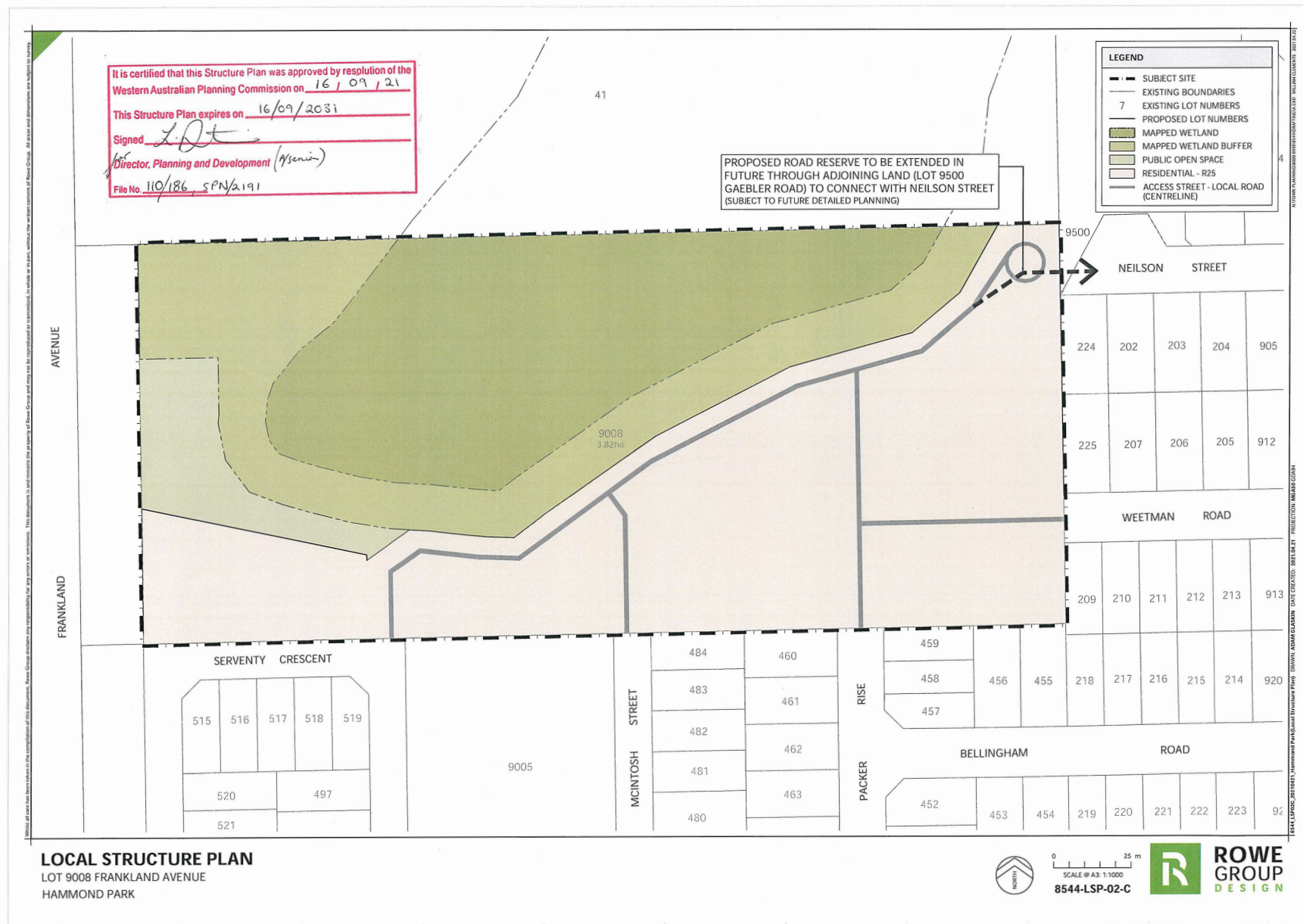
PLAN 1 - LOCAL STRUCTURE PLAN
LOT 5 (No. 626) ROCKINGHAM ROAD
MUNSTER



APPENDIX F

Lot 9008 Frankland Ave, Hammond Park
(26P)





APPENDIX G

Lot 50 Barfield Road, Hammond Park
(26Q)



While all care has been taken in the completion of this document, Rowe Group disclaim any responsibility for any errors or omissions. This document is and remains the property of Rowe Group and may not be reproduced or transmitted, in whole or in part, without the written consent of Rowe Group. All areas and dimensions are subject to survey.



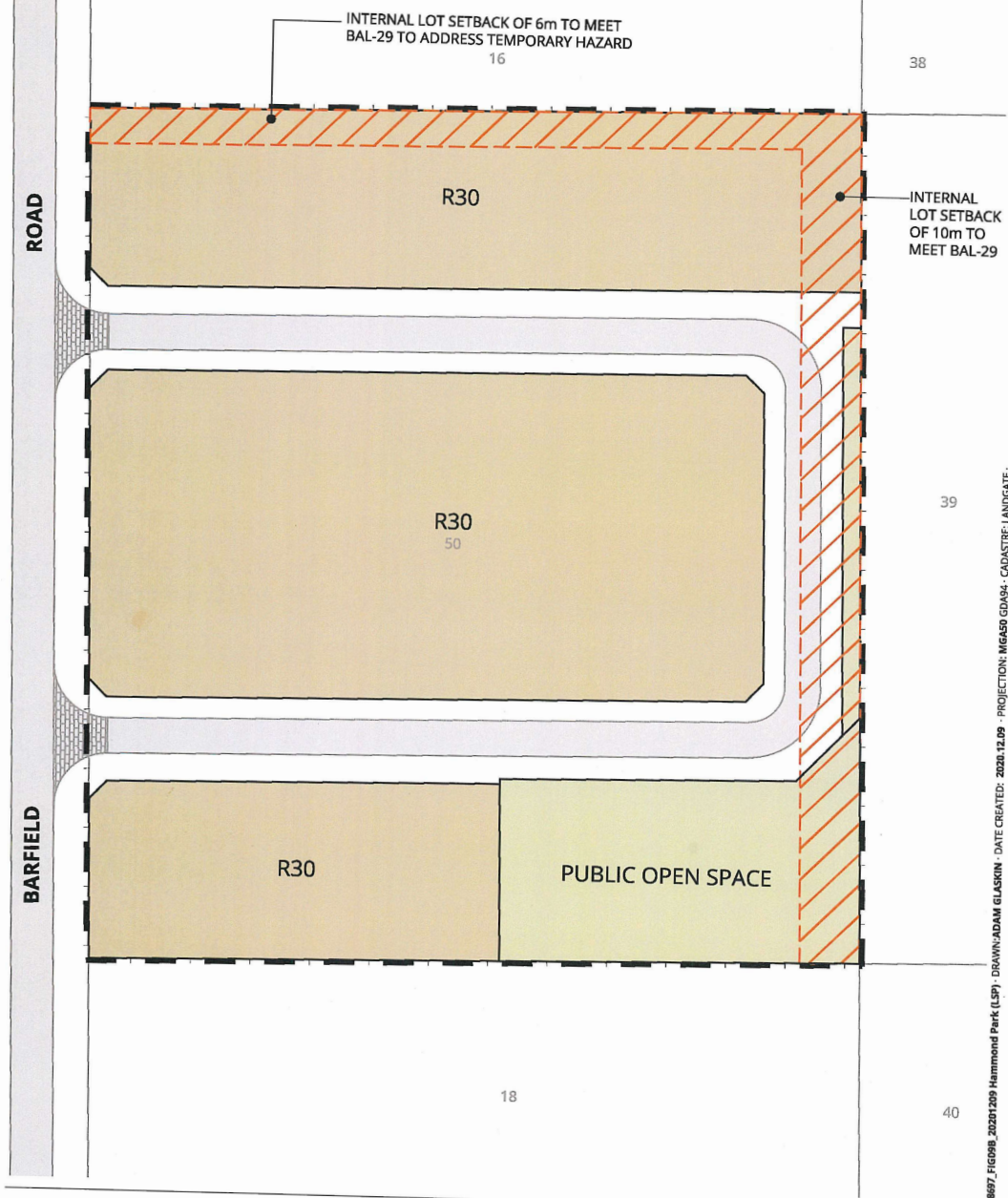
0 25 m
SCALE @ A4: 1:1000



It is certified that this Structure Plan was approved by resolution of the
Western Australian Planning Commission on 10 / 2 / 22
This Structure Plan expires on 10/2/2032
Signed [Signature]
PP
Director, Planning and Development
File No. 110/214

| LEGEND | |
|--------|----------------------|
| | SUBJECT SITE |
| | PROPOSED BOUNDARIES |
| | EXISTING BOUNDARIES |
| | EXISTING LOT NUMBERS |
| | RESIDENTIAL R30 |
| | PUBLIC OPEN SPACE |
| | BUSHFIRE SETBACKS |

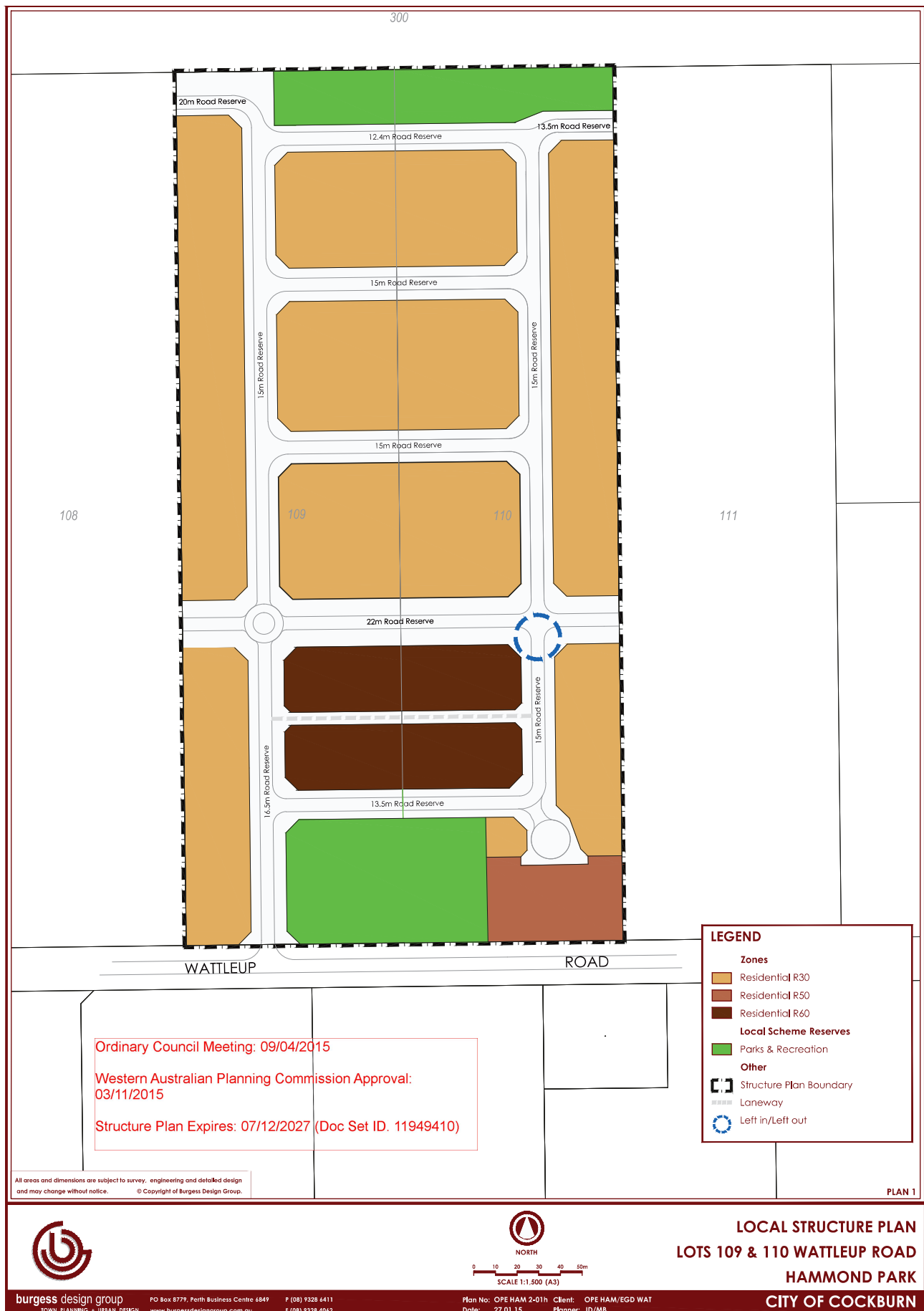
N:\TOWN PLANNING\6006-8959\607\BARFIELD\GA-CAD - ADAM GLASIN - 2020.12.09



APPENDIX H

Lots 109-110 Wattleup Road, Hammond Park
(27D)



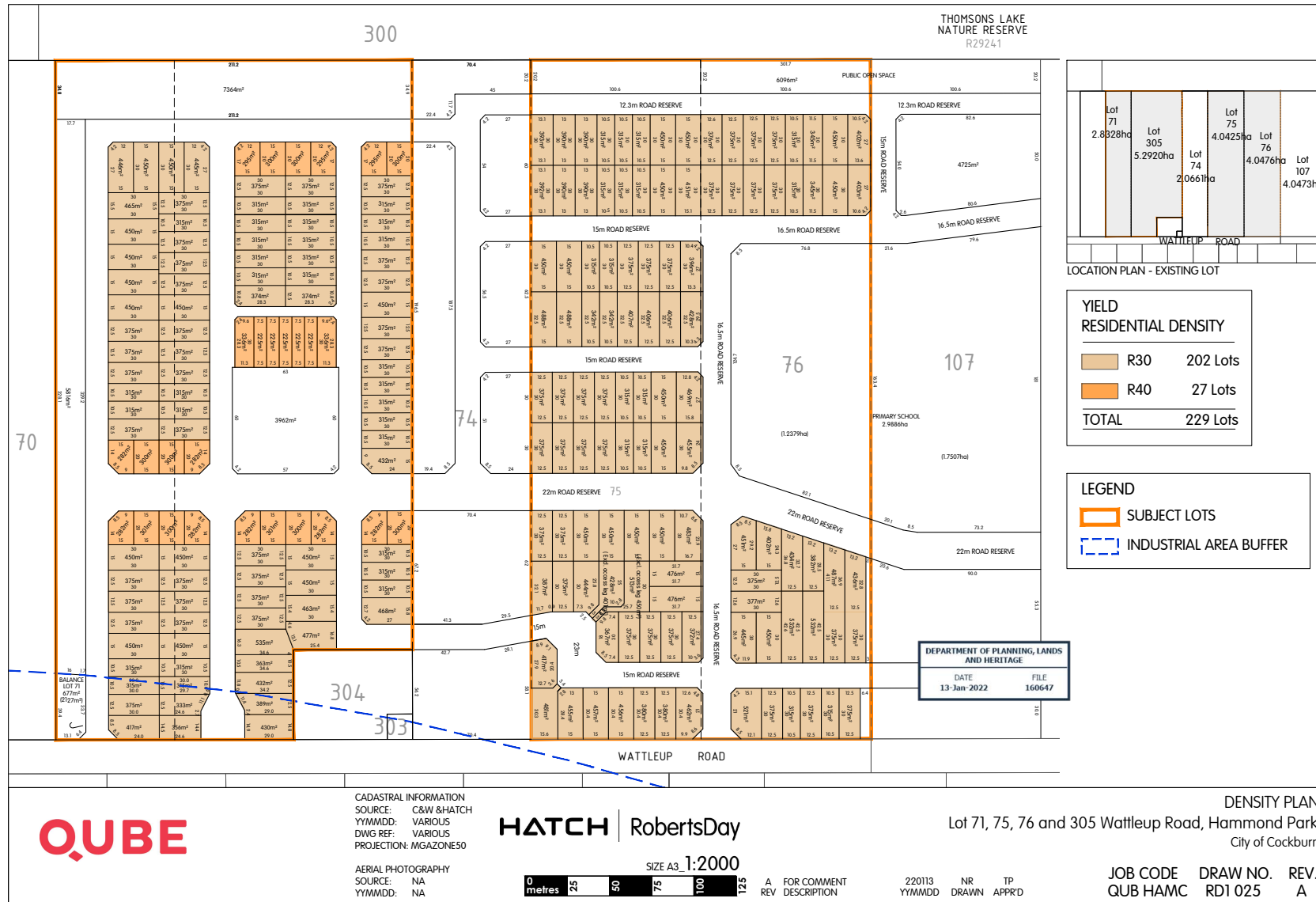


APPENDIX I

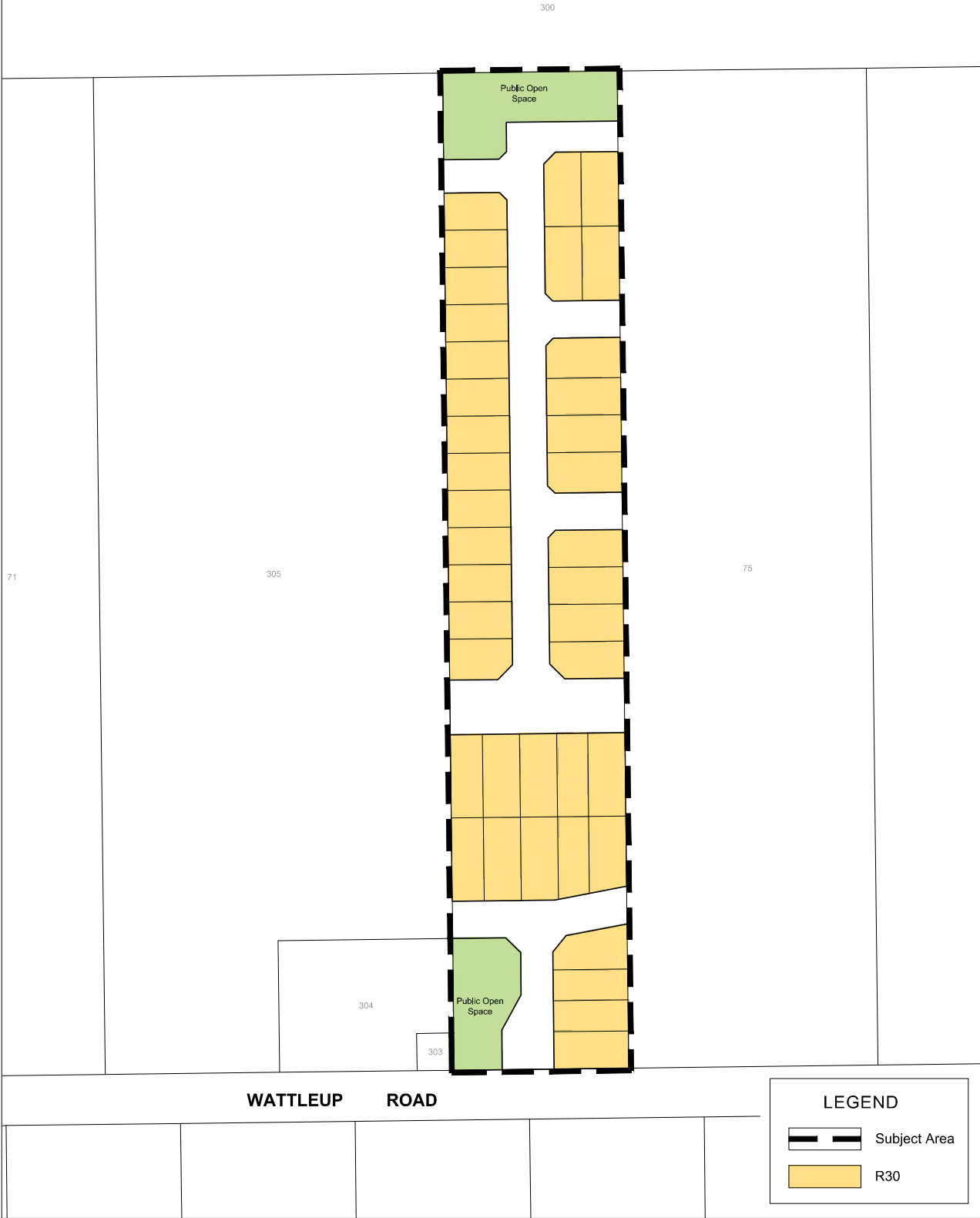
Hammond Park West – Lots 71, 74-76 & 303-305 Wattleup
Road, Hammond Park
(27E)

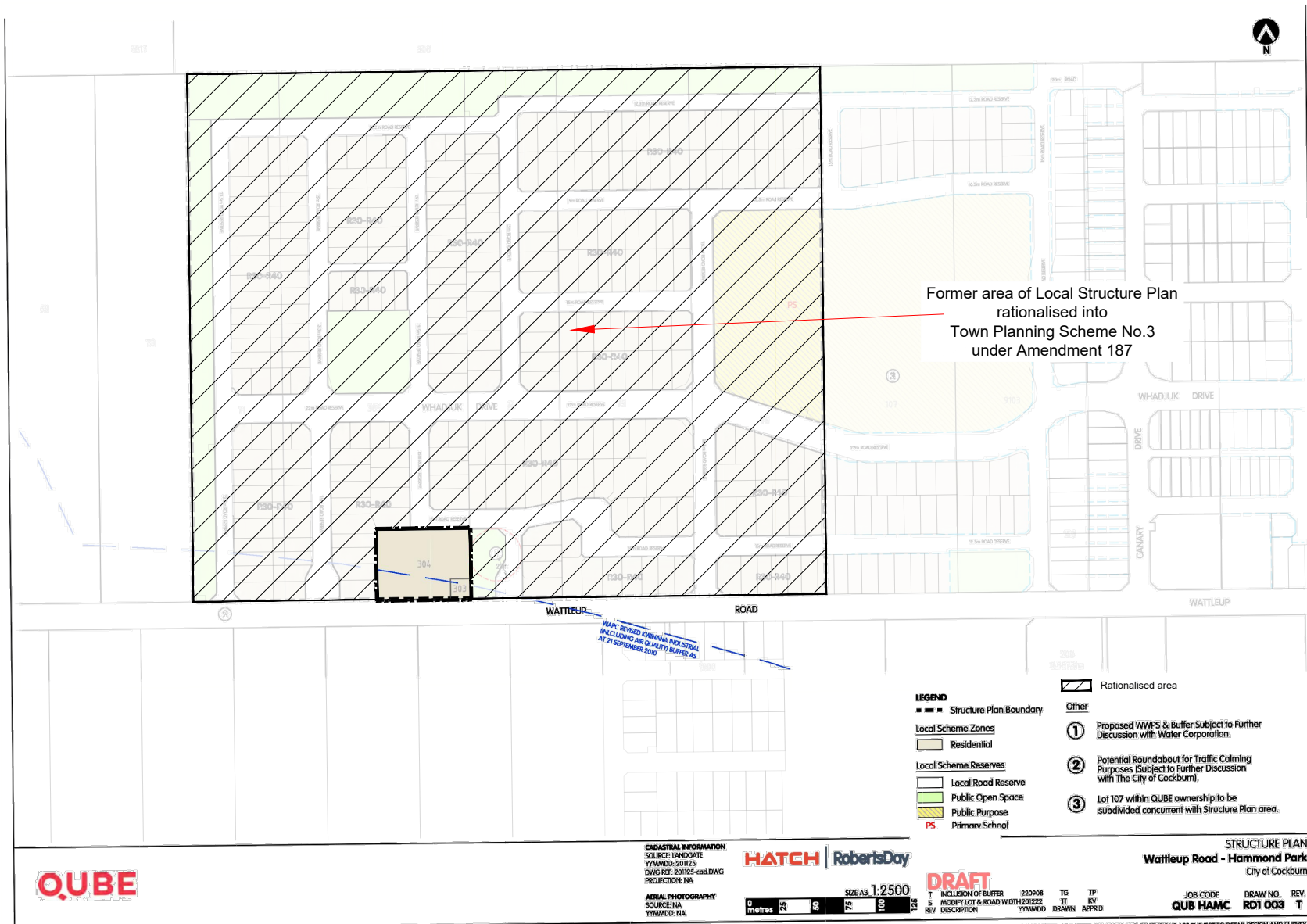






This plan has been prepared for general information purposes only and uses potentially uncontrolled data from external sources. CLE does not guarantee the accuracy of this plan and it should not be used for any detailed site design. This plan remains the property of CLE.





APPENDIX J

Lots 1, 9 & 10 Hamilton Road, Spearwood
(31F)



**CITY OF COCKBURN
STRUCTURE PLAN**

This Structure Plan was adopted by Council on 12/2/15

Signed _____
DIRECTOR OF PLANNING & DEVELOPMENT

File No.: _____

This Structure Plan was endorsed by the Western Australian Planning Commission on 15/4/15

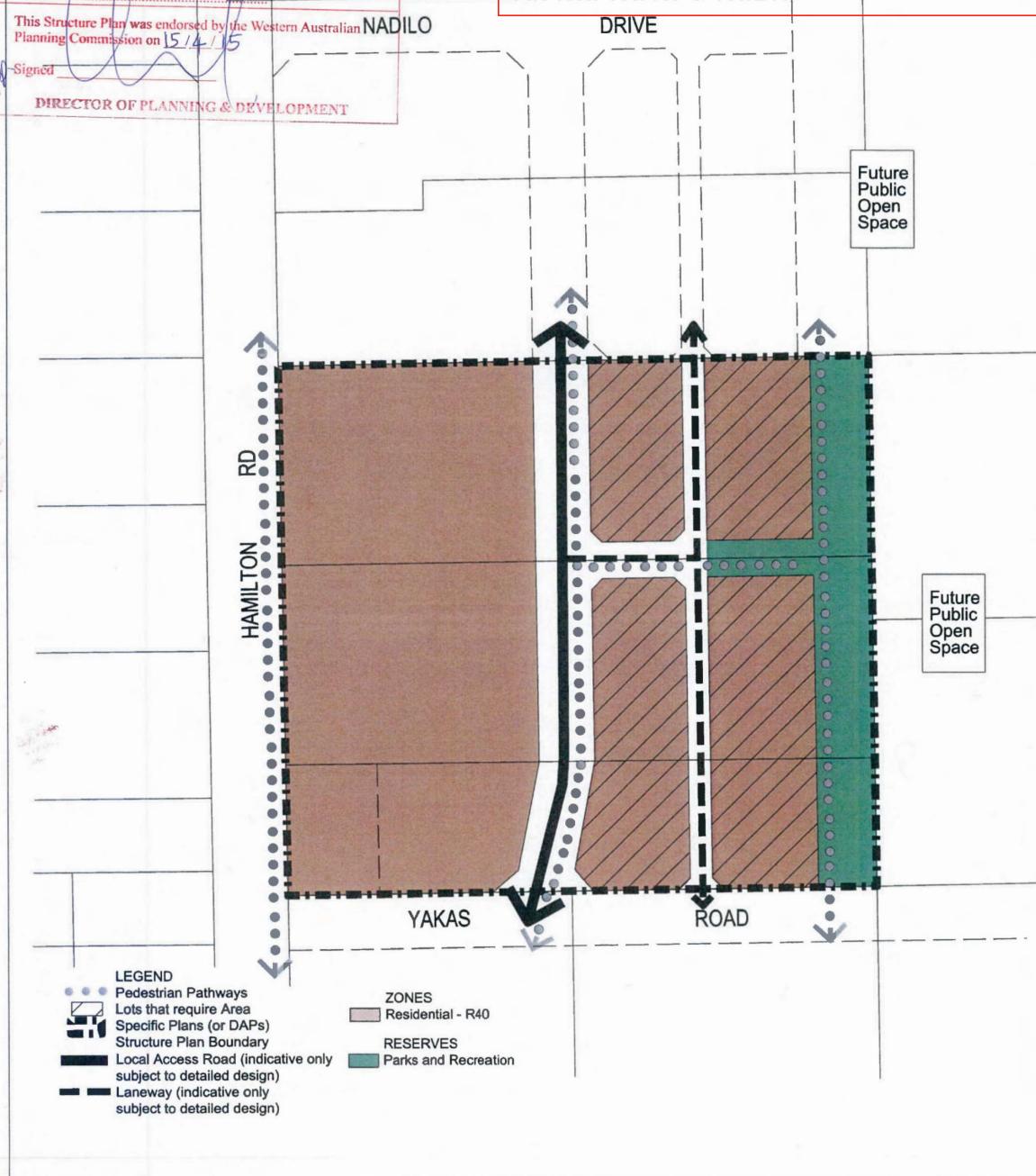
Signed _____
DIRECTOR OF PLANNING & DEVELOPMENT

Ordinary Council Meeting: 12/2/2015

West Australian Planning Commission Approval:
15/4/2015

Structure Plan Expires: 19/10/2027
(Doc Set ID: 12158034)

File No.: 110/117 & 110/246



Plan No.: 20370-2

Revision: REV.3

Scale: 1:1500@A4

0 15 30 45

This plan must not be reproduced without the permission of WHELANS. All dimensions and areas are subject to survey.

Member Practice Suite 4 First Floor 40 Hasler Road Osborne Park WA 6017 www.whelans.com.au

**LOCAL STRUCTURE PLAN
LOTS 1, 9 & 10 HAMILTON ROAD
SPEARWOOD**

PLAN 1

DATE DRAWN: 21/04/2015 FILE: 140829 Subdivision Concept Plan.dgn
DRAWN BY: CdeL V DATUM: AHD
CHECKED BY: MM H DATUM: MGA84 (50)

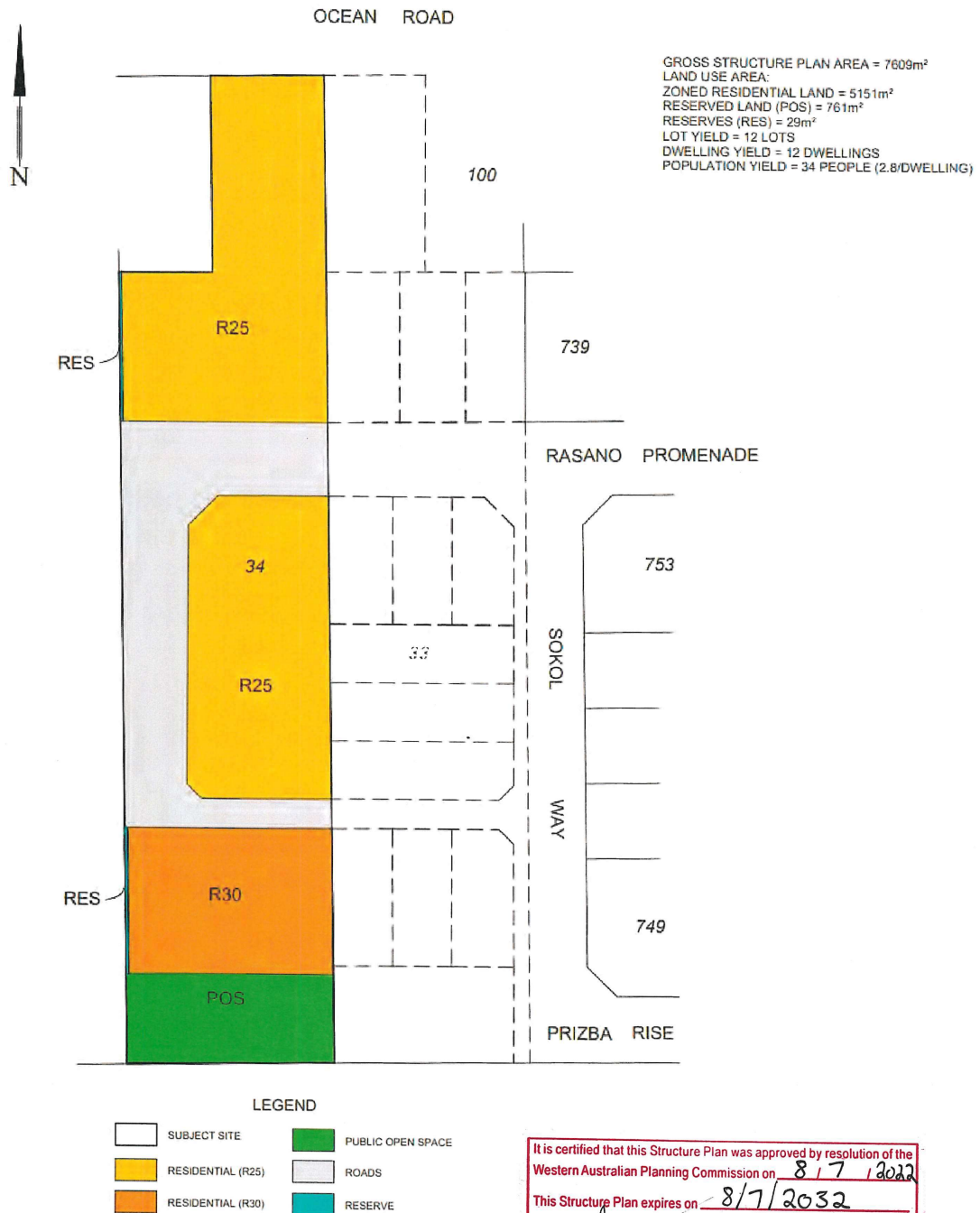
whelans
TOWN PLANNING

APPENDIX K

Lot 34 Ocean Road, Coogee
(31L)



Structure Plan

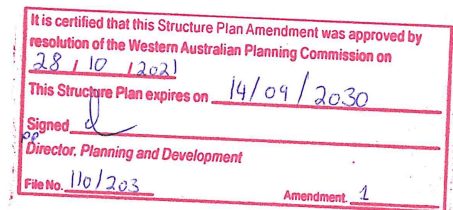


APPENDIX L

Lot 703 Ghostgum Avenue, Treeby
(41A)



part one
implementation



Plan 1: Treeby Local Structure Plan Map



14.1.3 Development Application - DA25/0515 - 35 Albion Avenue Lake Coogee - Renewal of DA22/0127 (Commercial Vehicle Parking)

Executive Director Sustainable Development and Safety

Author Service Lead Planning

Attachments

1. Applicant's Supporting Cover Letter [↓](#)
2. Location Plan [↓](#)
3. Site Plan [↓](#)
4. Schedule of Submissions [↓](#)

Recommendation

That Council:

(1) APPROVES the proposal subject to the following conditions:

1. This is a temporary approval only, valid for a period of three (3) years from the date of this decision.

Upon expiry of this date the commercial vehicle parking use shall cease and shall be removed from the site unless a subsequent planning approval is issued by the City.
2. This approval permits the parking of no more than one (1) commercial vehicle on the property, identified by Vehicle Identification Number (VIN)/Chassis No: WDB9542412K840740, or a replacement vehicle of similar type and scale as may be authorised in writing by the Service Manager Development Services.
3. The commercial vehicle shall be parked in the allocated area, as depicted on the approved plans.
4. Movement of the commercial vehicle between Monday to Friday is limited to between the hours of 6am to 7pm.
5. Movement of the commercial vehicle on Saturdays is limited to enter the site once and exit the site once and only between the hours of 7am to 5pm.
6. Movement of the commercial vehicle on Sundays is limited to enter the site once and exit the site once and only between the hours of 9am to 5pm.
7. The commercial vehicle shall not travel east of the subject property along Albion Avenue.
8. The vehicle parking and access shall be maintained in the form and layout depicted on the approved plans to the satisfaction of the City.
9. The landscaping shall be maintained in the form and layout depicted on the approved plans to the satisfaction of the City
10. The premises shall be kept in a neat and tidy condition at all times by the owner/occupier to the satisfaction of the City.
11. All stormwater being contained and disposed of on-site to the satisfaction of the City.

Footnotes

- a. This is a planning approval only and does not remove the responsibility of the applicant/owner to comply with all relevant building, health and engineering requirements of the Council, or with any requirements of the City of Cockburn Town Planning Scheme No. 3.
- b. With regard to Condition 1, you are advised that if you intend to continue the use of the land beyond the expiration of the approval period, a further application must be lodged with the City prior to the expiration date for determination.

It should be noted that further approval may not be granted depending on circumstances pertaining to the use and or development of the land in the context of the surrounding locality.

- c. Further to the above and Condition 1, you are advised that the temporary approval period is from the notice of determination at Ordinary Council Meeting held on 11 November 2025.
- d. You are advised that should you wish to change the commercial vehicle, you should first contact the City's Development Services team.
- e. The development is to comply with the noise pollution provisions of the *Environmental Protection (Noise) Regulations 1997*.

(2) **NOTIFIES** the applicant and those who made a submission of Council's decision accordingly.

Background

The City has received a development application for the renewal of a development application at 35 Albion Avenue, Lake Coogee. The applicant is seeking to extend their current approval for a temporary commercial vehicle parking which expired in June of this year.

Council previously approved this proposal three times before, at the following Ordinary Meetings of Council:

- 14 November 2019 (for a 1-year temporary period)
- 11 March 2021 (for a 1-year temporary period)
- 9 June 2022 (for a 3-year temporary period)

The use of the property as commercial vehicle parking was originally refused by Council at its OCM held on 11 April 2019. After Council's decision, the applicant exercised their right to apply for a review of the decision by the State Administrative Tribunal (SAT). Council was then invited pursuant to s.31 of the State Administration Act 2004 (WA) to reconsider its decision. An approval was then granted for a 1-year period.

The applicant is now seeking a five (5) year extension to their previously approved operation. The subject property is 7,740m² in area and abuts other properties alike to the south, east and west, and Albion Avenue to the north.

The lot is relatively cleared with some vegetation surrounding the existing residence and along the western lot boundary. The lot currently contains an existing residential building approximately 224m² in area, and a 175m² outbuilding.



Figure One – Subject Site and Surrounding Context

Submission

N/A

Report

The previous determinations granted time limited approvals ranging from 1 year to 3 years. The applicant is now seeking a 5-year approval to provide more certainty.

All other aspects of the proposal will remain as per DA18/0978. These are as follows:

- One commercial vehicle to be parked, to the rear of the property
- The commercial vehicle is associated with the landowner's landscaping business
- Movement of the commercial vehicle Monday to Friday generally consists of the truck leaving in the morning 6am-8am and returning 3pm-6pm
- The commercial vehicle exiting and entering the subject property is using the western side of Albion Avenue, meaning the vehicle will not travel east of the subject property
- Recycled bitumen (required through the previous approval) and formalised crossover to prevent dust issues will remain on the driveway
- Landscaping (trees) planted along the adjoining eastern boundary will continue to act as a visual buffer.

City of Cockburn Local Planning Strategy (LPS)

The LPS, which will guide the long-term growth and change of the City, addresses the subject area in relation to its potential for future industrial or mixed-use development as identified in Perth and Peel @ 3.5 million.

Under the LPS, an industrial (or similar) zone is determined to be inappropriate in this area for several reasons, including the proximity to existing residential development, wetlands, and the relative inaccessibility for heavy vehicles.

The subject area is instead considered, under the LPS, to be potential for residential development, subject to lifting of the urban deferment under the Metropolitan Region Scheme. The LPS acknowledges the subject area is still within the Woodman Point wastewater treatment plant (WWTP) odour buffer area.

The WWTP buffer distance was originally established at 1,000 metres by the Environmental Protection Authority (EPA) but was then reduced to 750 metres following modelling undertaken by the Water Corporation in 1992.

The LPS notes that since this time:

There have been a number of proposals that have included proposed changes to the WWTP buffer area, including inclusion within the Kwinana EPP buffer, although none of these have been based on a technical assessment of the odour/impacts, and none have been implemented.

However, regardless of whether the subject area is within a revised buffer area in future, the LPS states:

Therefore, while it is understood that odour-reduction measures can be costly, it is clear the substantial financial investment to date has been successful, and that such measures will continue to be required into the future to ensure there is no unacceptable impact within the existing residential area outside the buffer, regardless of whether there is further residential development within the 'urban deferred' area.

Metropolitan Region Scheme (MRS) 2025

The subject site is zoned 'Urban Deferred' under the Metropolitan Region Scheme (MRS) meaning:

To provide for land suitable for future urban development but where there are various planning, servicing and environmental requirements that need to be addressed before urban development can take place.

Urban is defined as:

To provide for residential development and associated local employment, recreation and open space, shopping, schools and other community facilities.

Town Planning Scheme No.3 (TPS 3)

The subject site is zoned 'Development' – Development Area 5 under TPS 3. The objective of the Development Zone in TPS 3 is:

To provide for future residential, industrial or commercial development to be guided by a comprehensive Structure Plan prepared under the Scheme.

DA 5 provides the following provisions for development within this area:

1. *An approved Structure Plan together with all approved amendments shall be given due regard in the assessment of applications for subdivision and development in accordance with clause 27(1) of the Deemed Provisions.*
2. *To provide for residential development except within the buffers to the Woodman Point WWTP, Munster Pump Station and Cockburn Cement.*
3. *The local government will not recommend subdivision approval or approve land use and development for residential purposes contrary to Western Australian Planning Commission and Environmental Protection Authority Policy on land within the Cockburn Cement buffer zone.*

In relation to point 1 above clause 27(1) of the Deemed Provisions provides that:

A decision-maker for an application for development approval or subdivision approval in an area that is covered by a structure plan that has been approved by the Commission is to have due regard to, but is not bound by, the structure plan when deciding the application.

There is no adopted structure plan over the subject site to guide existing or future intended land uses, therefore an assessment will be undertaken in accordance with Clause 4.13 of TPS 3, which states that:

There shall be no change to any land use or development existing on land within the Development Zone, without the owner of the land having made an application for and received approval of the Local Government.

AssessmentLocation

The site is located within both the Kwinana Air Quality Buffer and the Woodman Point Wastewater Treatment Plant Odour Buffer. These buffers have largely stagnated development of the locality which to date has been identified as being unsuitable for further residential development.

The difference in potential land uses identified by Perth and Peel @ 3.5 Million and the LPS highlight the uncertainty of future development in the locality. At present it remains zoned 'Urban Deferred' under the MRS, with no existing or proposed structure plan.

As such any development approved in the area at this time should not detract from the amenity of existing residents and not prejudice the overall development potential of the area as per clause 27(1) of the Deemed Provisions.

Given further residential development cannot be supported under the current planning framework, approval of limited temporary commercial activities which can operate alongside residential uses may be an appropriate interim outcome.

The character of the locality is currently mixed. To the east of the subject site along Albion Avenue (approximately 60m) outside the buffer zones, the character is clearly urban residential with detached single residential dwellings developed within the last ten years.

The area within the buffer, where the subject site is located, has more of a rural character, which is consistent with the former market garden land uses throughout the area, some of which are still in operation. It should be noted that if the property was still zoned 'Rural' in TPS 3 then the parking of two commercial vehicles would be exempt from requiring planning approval.

Additionally, if the property was zoned 'Rural Living' then the parking of one commercial vehicle would be exempt from requiring planning approval.

The siting of a commercial vehicle at this location was considered appropriate by Council through the original approval (DA18/0978).

Amenity

The Planning and Development (Local Planning Schemes) Regulations 2015 define amenity as:

All those factors which combine to form the character of an area and include the present and likely future amenity.

The current semi-rural character of the area means that light machinery (such as farming tractors, bobcats etc.) is already in use on some sites for general maintenance and market gardening purposes. The commercial vehicle is not considered to be a significant departure from this, and as such is relatively consistent with these semi-rural activities. The nature of the 'future amenity' is dependent on the future structure plan.

As mentioned above under the *Sub-Regional Planning Framework* the site is subject to the review of the Kwinana Industrial (including Air Quality) Buffer. Therefore, should the review of the Buffer (via the State government) result in it no longer being applicable to the subject site, the future structure plan could provide residential development.

Taking into account timeframes relating to the long-term strategic planning for the area and the timeframes required for the preparation and approval of structure plans, plus approval for subdivision, it is highly unlikely that a residential area could be established within three years. Therefore, it is reasonable to assume that the

character of the area (and future amenity) will remain as it is currently in three years' time. Location of the commercial vehicle, as per the previous approval, is 106 metres from the front lot boundary and partially obscured by the dwelling and outbuilding.

The 400m² parking space occupies less than 3 percent of the total site area and is 90m to the closest neighbouring dwelling. For these reasons the visual impact of the commercial vehicle would be minimal, particularly given the vehicle is often off-site. As the boundary planting continues to establish, any visual impact would be even further reduced.

Noise

Noise is a factor influencing amenity. The vehicle will remain the same as previously approved. Following visits by City Officers and Councillors for the previous application (DA18/0978), Council noted that there was insignificant noise produced upon start-up, and even less when entering the site.

The level of acceptable noise was considered with regard to the *Environmental Protection (Noise) Regulations 1997* and discussed with the Environmental Health team. Most notably, clause 3(1)(a) of the Noise regulations exempts noise emissions from propulsion or braking of motor vehicles operating on a road.

In this instance most of the noise produced by the commercial vehicle would indeed be along the road as it picks up speed, as opposed to the 100m distance it needs to travel to reach the road. It should be noted that with regard to noise concerns of the ancillary machines stored on the property (bobcat and mini excavator), these are less than 3.5 tonnes and therefore exempt from requiring planning approval under Clause 4.10.8 of TPS 3.

Further, the City has not received any noise complaints to date, therefore, it is considered that the continuation of this land use would not pose a noise amenity issue and can continue for a further three years.

Timeframe

The applicant has applied for a temporary five-year approval extension. However, a three-year development approval period is considered more appropriate due to the transitional and uncertain planning context of the subject area, and the potential for future rezoning and structure planning to occur within the medium term.

The City's LPS identifies the area as having potential for future residential development, subject to the lifting of the current 'Urban Deferred' zoning under the Metropolitan Region Scheme (MRS). The LPS also states that the area is potentially not considered suitable for industrial or similar development, due to constraints such as:

- Proximity to existing residential areas
- Environmental factors including nearby wetlands
- Poor access for heavy vehicles.

A five-year approval may risk entrenching incompatible or outdated uses that conflict with this long-term vision although it is not strictly defined yet.

Given the LPS and other strategic documents identify this area as suitable for residential development (subject to resolution of the odour buffer constraints), there is a possibility of rezoning and structure planning processes being initiated or progressed within the next three years.

Approving temporary or semi-permanent development for five years may:

- Prejudice future structure planning outcomes by legitimising uses that are inconsistent with the desired future character of the area
- Complicate the preparation of a comprehensive Structure Plan, particularly where incompatible land use approvals may need to be considered or phased out

For these reasons, a 3-year approval is likely more appropriate than a 5-year approval.

Conclusion

The proposal, which seeks planning approval for the parking of a commercial vehicle at 35 Albion Avenue, Lake Coogee, is supported for the following reasons:

- The parking of one commercial vehicle on the site is considered appropriate given the size of the lot, subject to the parking of the vehicle being managed appropriately so as not to detract from the amenity of neighbours
- Any noise produced is considered to be reasonable for a semi-rural area
- The temporary use is considered an appropriate form of development in relation to the uncertainty of the future development potential of the area. It is therefore recommended that the proposal be approved on a temporary basis subject to revised conditions contained in the recommendation
- The objection received is noted and addressed through the attached schedule of submissions. The recommended conditions are considered to address the concern raised by the objector.

Strategic Plans/Policy Implications

Listening & Leading

A community focused, sustainable, accountable and progressive organisation.

- High quality and effective community engagement and customer service experiences.

Budget/Financial Implications

Potential legal costs should the applicant be aggrieved with the Council decision and seek a review at the State Administrative Tribunal (SAT).

Legal Implications

The use of the property as commercial vehicle parking was originally refused by Council at its OCM held on 11 April 2019. Subsequent to Council's decision, the applicant exercised their right to apply for a review of the decision by the SAT.

Council was then invited pursuant to s31 of the State Administration Act 2004 (WA) to reconsider its decision, resulting in subsequent temporary approvals.

Community Consultation

The application was advertised to nearby residents. One (1) objection was received which is outlined in the attached schedule of submissions along with an officer response.

It should be noted that apart from the objections raised during the public advertising period, the City has not received any formal written complaints regarding the operations of the site since the last approval in 2022.

Risk Management Implications

The applicant has the right to review Council's decision through the SAT.

Should the applicant exercise this right, there may be financial implications, particularly where legal counsel is required.

Advice to Proponent(s)/Submitters

The Proponent(s) and those who lodged a submission on the proposal have been advised that this matter is to be considered at the 11 November 2025 Ordinary Council Meeting.

Implications of Section 3.18(3) *Local Government Act 1995*

Nil

35 Albion Avenue Munster - Lot 1, Volume 1223 Folio 371 Diagram 13327

Land Size 7,741m²

Application renew planning approval to park Truck and Trailer at the above property.

This is an application to renew / extend the current planning approval park a truck and pig trailer at the above property. The application has been approved on three previous applications and the current approval is valid until 10 June 2025. We wish to extend the application for a further 5 years and no changes are requested for the conditions currently imposed.

The parking is 110m from the nearest residence with a fence and trees in between. Furthermore, as the truck is a registered vehicle, it complies with the noise regulations and given the distance is barely perceivable to neighbours.

The vehicles are barely visible from the road. Parking will not affect the amenity of the land area as the total area of truck and trailer is 30m².

- 1) 0.38% of the land area (30m²/7741m²)
- 2) Significant verge trees make it not obvious to the public.
- 3) The total land area makes the impact of the truck on the lot negligible.

The commercial vehicle is not "out of sorts" with the immediate area with three other neighbouring properties on Albion Avenue having commercial vehicles parked either full time or from time to time. By way of example:

- The neighbouring 43 Albion Avenue has a commercial enter and unload the storage situated at the rear.
- The residence at 50B Albion Avenue has a full size bus continually parked.
- 245B Albion(directly opposite) has a commercial tractor used routinely and for long periods to plough the land.
- The neighbouring property, 25 Albion, allows for people to park boats (4 boats and trailers).
- A new storage area was recently approved on the rear adjacent neighbouring property.

All of the above suggests that the amenity of area will not be changed or compromised and not adversely affected by granting this extension. Previous planning assessment reports have recommended approval based on good and proper planning.

Furthermore, a "drive around" the immediate area found 11 other commercial vehicles greater than 3.5 ton on significantly smaller lots, suggesting that community expectations will not be compromised for approval in this instance.

Also see the Cities previous planners reports regarding good and proper planning which in the past which recommended approval.

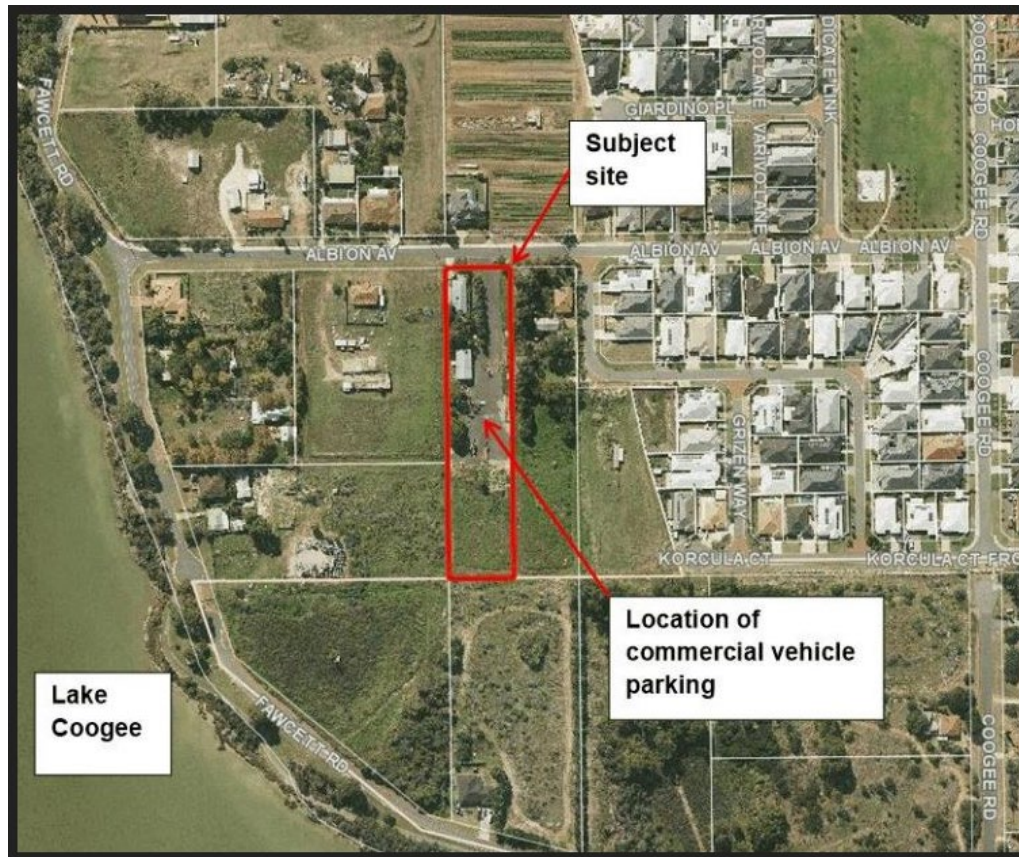
Thank you.



Paul Kreppold

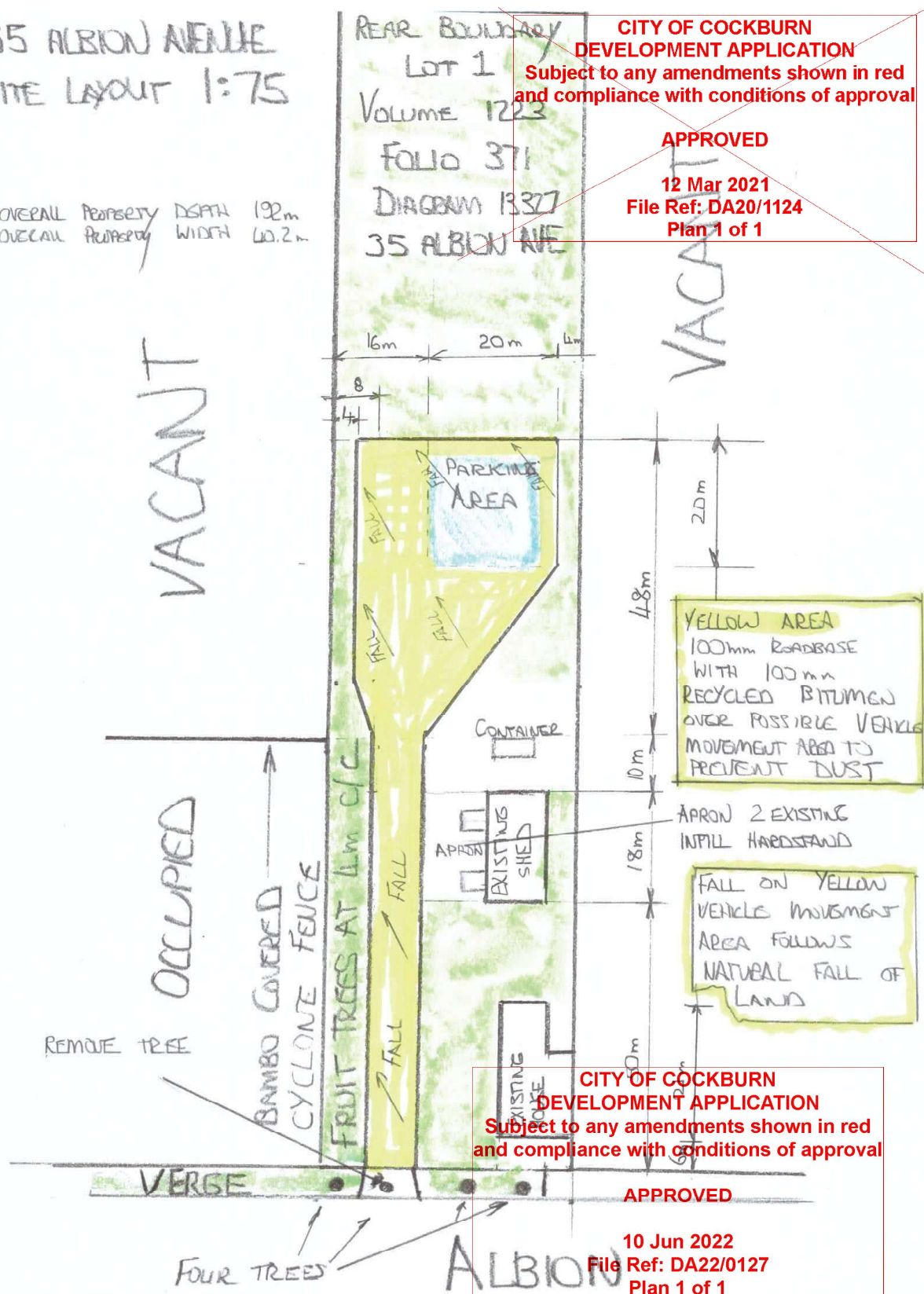
For the owner of 35 Albion Avenue.

10/7/2025



35 ALBION AVENUE
SITE LAYOUT 1:75

OVERALL PERIMETER DEPTH 192m
OVERALL PERIMETER WIDTH 40.2m



Document Set 123066806
Version 1, Version Date 10/07/2020

| Submission | Officer Response |
|--|---|
| <p>I OBJECT THIS DEVELOPMENT APPLICATION DUE TO THE FOLLOWING REASONS:</p> <ol style="list-style-type: none"> 1. x5 off trucks associated with the business arrive, load, unload, depart or park at 35 Albion Avenue. Such activities were not stipulated on the terms and conditions of previous development applications. 2. The justification statement dated 10/07/2025 is not factual and is to be questioned as to its accuracy and content. The parking is not 110 metres away from the nearest residence. Property Nos 25, 35, 43 are residential and their rates notices display: residential. 3. The trucks parking are visible from the rear yard. This is a visual amenity negative impact. 4. No commercial vehicle(s) are associated with property 43. A discontinuance has been in effect for 6 years. The previous storage yard contents were relocated 6 years ago as per a DA severance. A shed shack remains. | <ol style="list-style-type: none"> 1. The application is for a commercial vehicle and associated trailer. Additional trucks that do not have approval are not subject to this application. Other vehicles onsite may not be considered 'commercial vehicles' depending on their size. Unless these vehicles meet the tonnage definition of commercial, they do not require planning approval. If it is alleged that there are additional commercial vehicles onsite, then the City can investigate and potentially commence compliance action. However, this application is solely for the one commercial vehicle/trailer. 2. The reference to 110m is a measured distance to the residential buildings rather than the lot boundary. 3. Parked vehicles are not necessarily out of character for the area which features storage yards, sea containers and other disused vehicles. 4. Noted – this is not relevant to this assessment. 5. Noted – this is not relevant to this assessment 6. Noted – this is not relevant to this assessment 7. The same conditions are recommended to be carried over 8. This application does not pertain to No. 24B |

| | |
|---|--|
| <p>5. Property 50B bus parking is not relevant. It is idle and is not licensed or roadworthy nor does it pull a trailer.</p> <p>6. Property 25 does not require a contract with the City to park x4 boats and trailers.</p> <p>7. Property 153 Fawcett Road has obtained permit approval for x12 off shipping containers. Truck deliveries and departures are subject to strict terms and conditions that shall also be reflective upon No. 35 Albion Avenue.</p> <p>8. Property 24B Albion Avenue is an approved end use of land as it was established during the operation of TPS No. 2. This was automatically rolled over into TPS No. 3 in 2002. The tractor is unlicensed and unroadworthy and does not leave and return to the land.</p> <p>9. Property No. 35 Albion Avenue utilises the land for storage of goods, new and used building construction materials, equipment and plant machinery. This categorizes it as a storage yard. This zoning table land use is not stipulated within all previous and present DAs.</p> | <p>9. This application relates to the parking of commercial vehicles only. Other land uses may require further approval.</p> <p>10. Any dust nuisances can be reported to the City. A full dust management plan is likely an unreasonable requirement to condition, given that commercial vehicle parking is otherwise exempt in rural zones meaning they wouldn't ordinarily need to comply with any development conditions. The applicant is required to adhere to the Environmental Protection Act 1986 which covers dust nuisance regardless of any development conditions.</p> <p>11. The applicant is required to comply with the Environmental Protection (Noise) Regulations 1997 regardless of any development conditions. If a noise nuisance is reported, the City can investigate and infringe. However, operating times have been conditioned that adhere to the requirements of the Regulations.</p> <p>12. This development application pertains to the parking of vehicles only. This is not the appropriate mechanism to control burn offs, material disposals etc. The applicant is required to adhere to other laws and regulations to that sense.</p> <p>13. This development application pertains to the parking of a commercial vehicle only. It is not introducing a vulnerable land use to a bushfire prone area nor is it</p> |
|---|--|

| | |
|---|---|
| <p>10. The development application does not address dust particle containment or suppression. During summer when trucks traverse over the dirt-blue metal track, it is requested that the submitter re-dress this matter.</p> <p>11. The development application does not address load drop noises onto trucks tray by skid steer or excavator. The submitter is to address this.</p> <p>12. The property No. 35 relieves timber salvage on-site. It has been noted that it is burnt on a stockpile. We recommend that such activity be prohibited, and that timber waste be re-directed to Henderson Waste Recovery Centre for recycling.</p> <p>13. As with established industrial parks and commercial business centres, it is requested that Fire Emergency Services Authority undertake an inspection of the site for bush fire preparedness. The area falls under a bush fire prone area. All flammable liquids, oils, lubricants and aerosols are to be stored in an approved enclosure as per the Dangerous Goods Act.</p> <p>14. Today – Friday 22 August at 5:33 AM, x1 truck towing x1 trailer left property 35 and passed by Albion Avenue to have awoken me. The noise is identical to that of rubbish-recycle</p> | <p>increasing the bushfire risk by parking a vehicle. It would not be appropriate to apply a condition relating to storage on the site as this approval does not pertain to that.</p> <p>14. Noted – The City can expect and commence compliance action if there are reported breaches to the planning conditions.</p> <p>15. This application pertains only to the parking of a commercial vehicle and associated trailer. If additional commercial vehicles are located on site, this may be a potential breach and can be investigated. The City has not been able to verify (from site visits) the existence of these trucks. However, the City will continue to monitor the site for compliance.</p> <p>16. A condition restricting movements to the East of Albion Avenue is being recommended as per Council's previous decisions. This area is a zoned residential area and should not accommodate commercial vehicle movements.</p> <p>17. This is not relevant to the application to park a commercial vehicle.</p> |
|---|---|

| | |
|--|--|
| <p>truck as operated by the City. This event was in breach with this commercial truck 6:00 AM start time.</p> <p>15. Other trucks identified as: x Mitsubishi Hino (new model) x Mack (old model) frequents No. 35. During spring/summer these trucks will enter onto Albion Avenue at 5:30–5:45 AM. It is requested that this be justified as to why these commercial vehicles – heavy duty trucks need to arrive on site.</p> <p>16. If a continuance is to occur, then it will be stipulated that these x2 trucks enter and exit via Coogee Road onto Albion Avenue. In this way traffic noise and vibration is shared proportionally by all residences – east and west.</p> <p>17. The x2 other truck medium class size are old and require urgent maintenance to their emission captures by catalytic converter. Post combustion diesel odours do linger in still wind conditions and have entered the home at 65–70 metres away. It is requested that the owner operator rectify this nuisance.</p> <p>END OF STATEMENT</p> | |
|--|--|

14.1.4 Preliminary Referral - Metropolitan Region Scheme (MRS) Amendment Lot 70 (No.340) Wattleup Road, Wattleup

| | |
|------------------------------|---|
| Executive | Director Sustainable Development and Safety |
| Author | Senior Strategic Planner and Service Manager Strategic Planning |
| Attachments | 1. Planning Area G - Local Planning Strategy ↓ 2. MRS Amendment Concept Plan ↓ |
| Location | Lot 70 (No.340) Wattleup Road, Wattleup |
| Owner | Miljenko & Vedrana Garbin |
| Applicant | Hatch Roberts Day |
| Application Reference | 108/001 |

Recommendation

That Council:

- (1) ENDORSES the City preparing pre-lodgement comments to the Department of Planning, Lands and Heritage (DPLH) on the proposed MRS Amendment of Lot 70 (No.340) Wattleup Road, Wattleup from 'Rural' to 'Urban', that:
 - OBJECTS to the proposal on the basis that is inconsistent with the *City of Cockburn Local Planning Strategy, Perth and Peel @ 3.5 Million – South Metropolitan Peel Sub-regional Planning Framework* and the WAPC's 2010 determination for a 0.5km Non-residential transition area from the Kwinana Air Quality Buffer;
- (2) ADVISES the DPLH of the following comments, should DPLH be of the mind to recommend initiation of the MRS Amendment to the Western Australian Planning Commission:
 - a) Should the subject area be rezoned to 'Urban' under the MRS, a concurrent rezoning under the local planning scheme is not supported. A separate local planning scheme amendment should be submitted to the City, seeking to introduce a 'Development' zone with text provisions relating to the need to a prepare a local structure plan and to extend Development Contribution Area 13 over this site.
 - b) A future structure plan prepared for the site should provide for:
 - a continuation of public open space abutting to provide appropriate separation between the Harry Waring Marsupial Reserve and future residential development
 - an appropriate interface between residential development and the 'Rural' zoned Lot 69 Wattleup Road, including provision of any proposed local road to a minimum width of 15m
 - an area of creditable POS, in excess of the minimum 10 per cent requirement, to compensate for the reduction in area of Reserve 54406 through its repurposing as a local road reserve.;

- (3) SUPPORTS the City's administration providing a recommendation to the DPLH and WAPC on future MRS amendments for Lots 67, 68, 69 and 70 Wattleup Road, Wattleup without further consideration by Council; and
- (4) NOTES that the City's administration will not provide support for MRS amendments for the portion of Lots 67, 68, 69 and 70 Wattleup Road, Wattleup outside of the KAQB unless identified for future urban purposes under a future review of the WAPC's *Perth and Peel @ 3.5 Million – South Metropolitan Peel Sub-regional Planning Framework* and the *City of Cockburn Local Planning Strategy*.

Background

The City has received a request from the Department of Planning, Lands and Heritage (DPLH) for pre-lodgement comments on a proposed Metropolitan Region Scheme (MRS) Amendment for Lot 70 (No.340) Wattleup Road, Wattleup (see Figure 1 below):

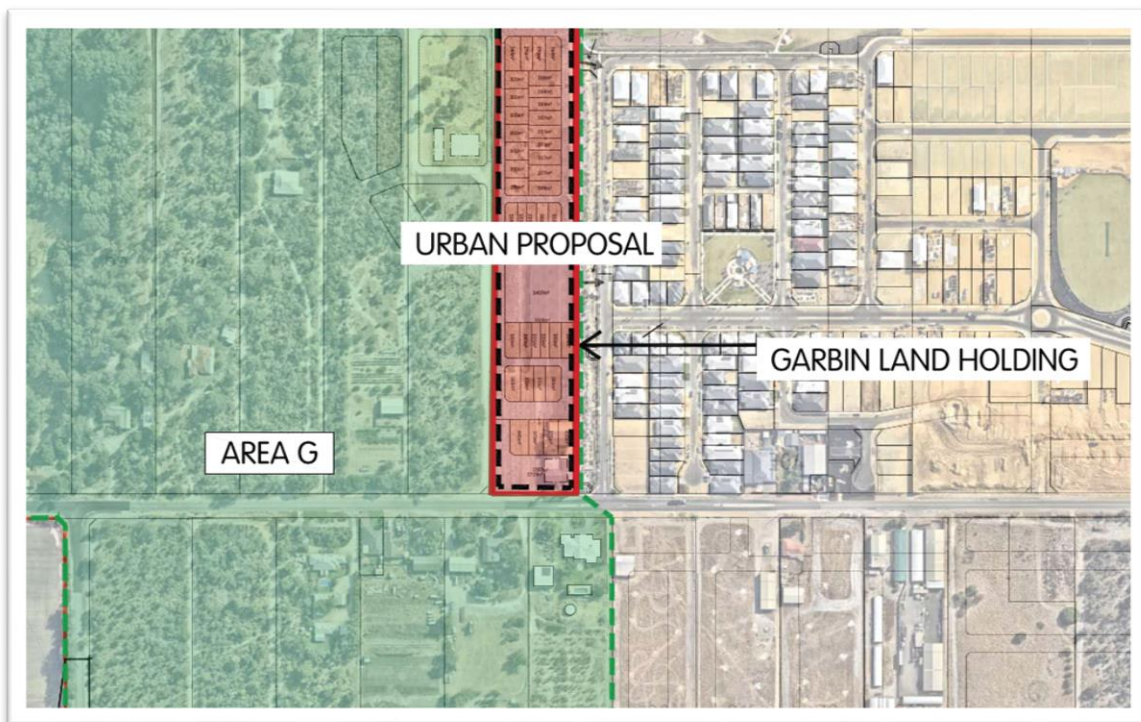


Figure 1 – Location Plan

The proposal seeks to rezone the subject land from 'Rural' to 'Urban' under the MRS as the first step towards development primarily for residential housing.

The applicant submits that the land is suitable for urban development due to its location adjacent the western edge of the Hammond Park urban cell, it can be readily serviced by existing infrastructure, and it lies outside the buffer proclaimed under the *Environmental Protection (Kwinana) (Atmospheric Wastes) Policy 1999*, commonly referred to as the Kwinana Air Quality Buffer (KAQB).

DPLH are currently seeking pre-lodgement comments from key stakeholders. The purpose of the preliminary comment referral is to assist with early identification and resolution of issues, ahead of the Western Australian Planning Commission (WAPC) considering a request to formally initiate the Amendment.

At the [13 August 2024 OCM \(Item 14.1.2\)](#) Council considered a broader MRS Amendment proposal, involving Lots 67-70 Wattleup Road. Council endorsed the City's recommendation to object on the basis of inconsistency with both the *Perth and Peel @ 3.5 Million South Metropolitan Peel Sub-regional Planning Framework* and the City's (then) draft *Local Planning Strategy*.

It also resolved to inform the State Government that it was open to considering a proposal that was limited to just Lot 70 (the refined focus of this current proposal).

Submission

Whilst the referral has come from DPLH (on behalf of the WAPC), the initial rezoning request was submitted by Hatch on behalf of the existing landowners (who also financed the previous, broader preliminary proposal).

Report

The subject land is currently zoned 'Rural' under the MRS and 'Rural' under the City of Cockburn Town Planning Scheme No.3 (TPS3), as shown in Figure 2 below.



Figure 2 – Town Planning Scheme No.3 Zoning

Lot 70 contains a dwelling and large shed directly accessed via Wattleup Road. Unlike land further west, it is largely devoid of native vegetation, having long been used for market gardening purposes.

Strategic Planning Framework

Subsequent to Council's consideration of the previous proposal, on 28 October the WAPC endorsed the City's *Local Planning Strategy* (LPS), which identifies the site within *Planning Area G: Wattleup Industrial Area*.

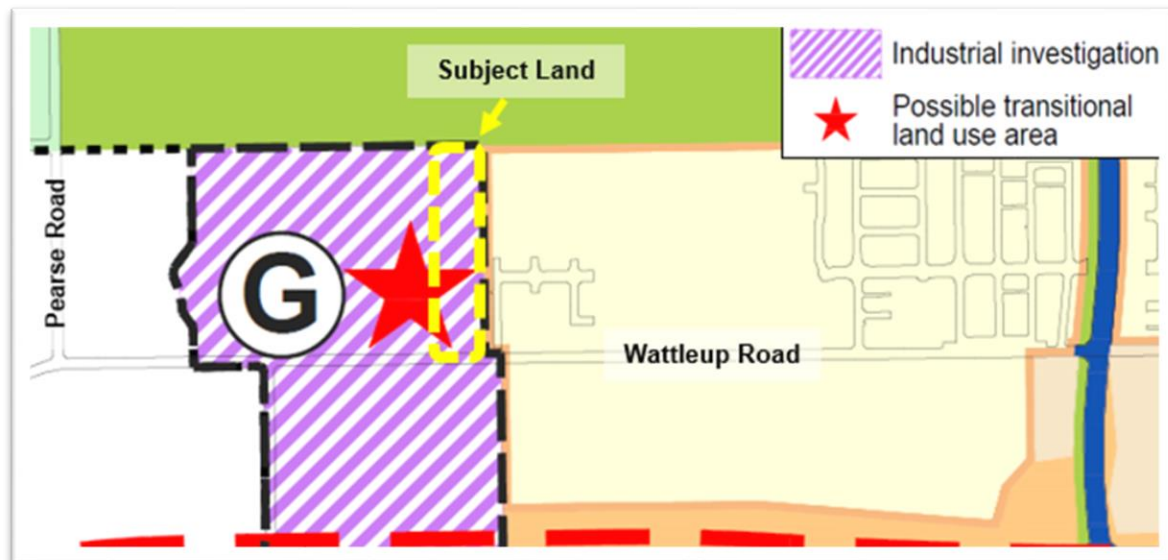


Figure 3 – Local Planning Strategy Extract – Planning Area G

Planning Area G reflects the identification of the site in the WAPC's *Perth and Peel @ 3.5 Million – South Metropolitan Peel Sub-regional Planning Framework* for 'Industrial Investigation'.

Planning Area G is approximately 40 hectares in area, encompassing 14 'Rural' zoned landholdings in private ownership.

Notwithstanding the identification as 'Industrial Investigation' the LPS recognises Planning Area G may be a 'transitional land use' area, reflective of its proximity to nearby industrial land uses to the west (Hope Valley Wattleup Redevelopment Area) and wetlands to the north, however, industrial land uses may not be appropriate due to environmental issues, Aboriginal heritage and residential development to the east (in Hammond Park). Should industrial land uses not be considered appropriate, the LPS outlines the City's position for the existing 'Rural' zoning to remain.

Clause 22(a) of the MRS outlines the purpose of the 'Urban' zone to:

'... provide for residential development and associated local employment, recreation and open space, shopping, schools and other community facilities'.

It is considered that the purpose of the 'Urban' zone conflicts with both the Sub-regional planning Framework and LPS, both of which are WAPC-endorsed documents foreshadowing industrial development as the highest and best use for Planning Area G, should rezonings be pursued.

Non-Residential Transition Area

The primary justification for the Amendment is that the site is located outside of the KAQB, a statutory buffer under the *Environmental Protection Act 1986*.

In September 2010, the WAPC resolved to determine a 0.5km non-residential transition area (NRTA) extending from KAQB. This transition area extended into the 'Rural' zoned area of Wattleup outside of the statutory KAQB, as well parts of Hammond Park that had previously been zoned 'Urban' under the MRS. The primary purpose of this transition area was to provide for additional separation between Alcoa's Residue Drying Areas (RDAs) in Mandogalup and residential development, where there had been uncertainty on the health and amenity impacts from dust originating from the RDAs.

In November 2020, the Minister for Planning approved two subdivisions south of Wattleup Road (within the 0.5km NRTA), that had been through a lengthy appeals process dating back to 2013.

The Minister's decision considered the Department of Water and Environmental Regulation's January 2019 report *Mapping dust plumes at Mandogalup using LiDAR – Report of air quality monitoring conducted between 1 December 2017 and 31 March 2018* in deeming that the air quality posed a manageable amenity impact, but not a health risk to future residents.

Based on the Minister's decision (and associated reasoning), the WAPC has subsequently approved structure plan amendments (Hammond West and Hammond Quarter) and residential subdivision of additional land within the NRTA but is yet to rescind its 2010 decision to seek to create it.

Of note, a key difference to this proposal is that in each of the above instances, the approvals involved land zoned 'Urban' under the MRS and 'Development' under TPS3, prior to the WAPC's determination on the NRTA.

In the absence of a decision to abandon or substantially modify the NRTA based on set criteria, further rezoning clearly conflicts with its express purpose of establishing and/or maintaining an appropriate transition area between future Strategic Industrial activity and existing residential land use.

As a prerequisite to the City supporting the MRS Amendment, the WAPC first undertake the following actions to provide the appropriate strategic guidance for future planning of the area:

- Revoke (or further clarify) its September 2010 determination regarding the NRTA, should it consider there to be no ongoing health impacts associated with industrial activities and the RDAs in Mandogalup
- Updating the Sub-regional Planning Framework to identify Lot 70 (or all the land outside the KAQB) as 'Urban' or 'Urban Expansion' (instead of 'Industrial Investigation')
- Endorsing an update of the City's Local Planning Strategy to identify Lot 70 (or all land outside the KAQB) as appropriate for future residential development.

Lots 67 to 69 Wattleup Road

Despite the proposal being scaled back to Lot 70 Wattleup Road to avoid issues associated with the limited development area, access restrictions, existing vegetation, and construction of a Place of Worship (which was on the basis that there was a degree of separation between it and adjoining residential areas). If the MRS amendment is initiated, it will only be a matter of time until the owners of Lots 67 to 69 Wattleup Road seek the progression of a separate proposals for the portion of their lots outside the KAQB.

Should Council agree not to support the rezoning of Lot 70, the City recommends that this decision guide its consideration of any similar proposals in the area.

Local Planning Scheme Provisions

Regardless of Council's recommendation, DPLH may still chose to progress the Amendment for initiation by the WAPC.

Under Section 123(1) of the *Planning and Development Act 2005*, when approving a MRS amendment, the Minister for Planning may also amend a local planning scheme to bring it into consistency with the region scheme outcome. This process (often referred to as a 'concurrent amendment') typically involves the introduction of a 'Development' (or equivalent) zone under TPS3, if an 'Urban' zone is approved under the MRS.

The City generally does not support concurrent rezonings under TPS 3, due to the inability of the concurrent amendment process to include text changes to a local planning scheme, which in this instance should include:

- the introduction of a specific head of power for a local structure plan to guide consequent subdivision and development
- the inclusion of specific matters to be addressed through the structure planning process
- a boundary adjustment to Development Contribution Area 13, to enable the City to equitably collect contributions towards community infrastructure servicing the area.

Structure Plan Requirements

An indicative Concept Plan, prepared to provide an indication of how future development may occur if the Amendment proceeds is provided as Attachment 2.

Although the requirement for preparation of a structure plan to guide subdivision and development will only arise in the event of a prior rezoning under the MRS and local planning scheme, there are specific aspects of the Concept Plan that will require addressing if rezoning occurs.

The likely measures required to manage some these concerns, particularly the ability to ensure an appropriate interface treatment clearly bring into focus the questionable suitability of advancing a proposal of this scale, in isolation to the balance of the Planning Area G precinct.

Road Design

Notably, the concept plan details a 11.1m road reserve along the western edge of Lot 70, on the assumption that the remaining 3.9m of widening will be provided by the development of Lot 69 at a future point in time. This approach is not supported, as it assumes future residential subdivision will be possible within Lot 69, despite it not being proposed to be rezoned to 'Urban' under the MRS.

Where the planning framework does not contemplate an adjoining lot being capable of urbanisation, as a minimum the City expects the ultimate road reserve width being contained fully within the lot capable of accommodating subdivision. Consideration should also ideally be given to a wider reserve capable of accommodating a managed landscape interface (for bushfire management and local amenity), in a similar manner to what is currently in place at the western edge of the Hammond Park urban cell. This will be difficult to achieve on one relatively narrow lot.

Public Open Space Provision

The existing Hammond West Structure Plan provided for 0.63ha of creditable POS along its western edge, to satisfy minimum POS requirements and to provide a landscaped interface adjacent to the Rural zone.

Should future residential subdivision occur on Lot 70 in the manner contemplated by the concept plan, at least one portion (potentially two for bushfire management purposes), will need to be excised from Lot 8004 Rosewood Street (Reserve #54406) and re-dedicated as road reserve. This will result in the loss of POS previously ceded through the subdivision of Hammond West estate and potentially undermine the broader provision of POS in the area.

Should a structure plan be prepared for Lot 70, it is the City's expectation that it includes an equivalent area to compensate for any area loss of existing POS for road access purposes, in addition to the developer's own minimum creditable POS obligations under the WAPC's *Liveable Neighbourhoods and Development Control Policy 2.3 – Public Open Space in Residential Areas*.

Public Open Space Interface

The existing developed area to the east includes an area of linear POS generally between 20-35m in width, to provide an appropriate interface between the Harry Waring Marsupial Reserve and residential development, which caters for a transition in ground levels and an asset protection zone in addition to its recreational function.

Should a structure plan be prepared for Lot 70, it is the City's expectation that there is a continuation of this existing POS interface.

Strategic Plans/Policy ImplicationsOur Environment

Valuing natural assets, building climate resilience and using resources sustainably.

- Protect and enhance our natural areas and streetscapes

Our Places

Enhancing distinctive, liveable areas with well-connected, safe transport options.

- Plan for growth and sustainable development.

Our Governance

Transparent leadership that listens, communicates openly and plans for a sustainable future.

- Facilitate transparent and accountable governance for today and tomorrow.

Budget/Financial Implications

Should the subject land be rezoned under the MRS, a consequent local planning scheme amendment and structure plan would be required. These future proposals will be prepared and submitted by the proponent, with the City's processing fees calculated in accordance with the *Planning and Development Regulations 2009*.

Legal Implications

- Planning and Development Act 2005
- Planning and Development (Region Planning Schemes) Regulations 2023

Community Consultation

Should the WAPC resolve to initiate the MRS Amendment, it would likely be progressed as part of an 'Omnibus' or a standalone 'standard' region scheme amendment (given its size and scale is not regionally significant).

Such proposals are typically advertised for a minimum of 42 days, via DPLH's [Have Your Say, WA!](#) website. Written notices are also sent to local governments, public authorities and landowners likely to be affected by a proposed amendment.

Risk Management Implications

The officer recommendation considers the relevant planning matters associated with the proposal. It is considered that the officer recommendation is appropriate.

Supporting a proposal that is inconsistent with the established State and local planning framework could set an undesirable precedent, which may lead to further ad-hoc proposals over parts of the City not currently identified for urban development.

It could also compromise future ability to coordinate planning outcomes for the broader Planning Area G precinct.

Advice to Proponent(s)/Submitters

The proponent has been advised that this matter is to be considered at the 11 November 2025 Ordinary Council Meeting.

Implications of Section 3.18(3) *Local Government Act 1995*

Nil

OFFICIAL

Planning Area G: Wattleup Industrial Investigation Area

Perth and Peel @ 3.5million identifies an 'Industrial Investigation Area' to the east of Latitude 32, approximately 40ha in area, and containing 14 rural landholdings zoned 'Rural' under the MRS.

The rural interface between the Latitude 32 industrial area and the central wetlands system has been a longstanding feature of the strategic planning undertaken by the State Government to protect the sensitive wetlands and Latitude 32 operations. This area functions as a transition between Latitude 32 and the residential land uses to the east of the area. Landowners in the area are strongly supportive of the rural zoning.

This area is heavily vegetated and contains a 'Conservation Category Wetland' (CCW) and the environmental qualities would stand to be adversely impacted by the introduction of industrial uses. The area also contains a listed Aboriginal Heritage site (No. 4357 – Wattleup Road Swamp).

Retention of the rural zoning is supported in the short-term, with further engagement with key stakeholders and investigations required to determine an appropriate land use outcome for this area.

The Strategy does, however, recognise that Planning Area G may be a transitional land use area, and depending on the outcomes of the investigation this may include a transition between the industrial land uses to the south and the wetland system to the north. Decision makers should ensure all aspects affecting this area are suitably considered.

| Planning Area G: Wattleup Industrial Investigation Area | | | | |
|---|---|--|--|-----------|
| | Planning Direction | Action | Rationale | Timeframe |
| 1.0 | Investigate appropriate land uses for the area. | 1. Undertake detailed investigation into the most appropriate land uses for the area through further engagement and investigations with key stakeholders. | Preliminary investigations indicate that industrial uses may not be appropriate due to the environmental issues, Aboriginal heritage, and interface with residential development to the east. | 0-5yrs |
| | | 2. If the rural zoning is still appropriate, City to advocate for the removal of the 'Industrial Investigation Area' from <i>Perth and Peel @ 3.5 million</i> when it is updated, and to have it identified as a 'rural' area. | Further engagement and investigations with key stakeholders is required to determine an appropriate land use outcome for Area G. There may be merit in considering land uses of a transitional arrangement noting the interface between industrial land uses to the south and the wetland system to the north | 0-5yrs |

Concept Plan

The Concept Plan prepared in support of the pre-lodgement request has been further refined to respond to Council feedback through the pre-lodgement phase and further design development possible with the benefit of the detailed technical studies. The key attributes of the revised design are outlined below. (refer Figure 1)

Figure 1: Concept Plan



14.1.5 Multiple Dog Application – Property ID 6037680 - Reconsideration of Previous Decision

Executive Director Sustainable Development and Safety

Author Service Leader Rangers

Attachments 1. Ordinary Council Meeting - Minutes - 10 June 2025 [↓](#)

Recommendation

That Council APPROVES the Multiple Dog Application received on the 31 January 2025, from the applicant to keep three (3) dogs at Property ID 6037680.

Background

At the Ordinary Council Meeting held on 10 June 2025, Council resolved to reject the application to keep three (3) dogs at the above property and directed that one (1) dog be rehomed within 60 days.

The applicant subsequently lodged an appeal with the State Administrative Tribunal against Council's decision. Since that time, one of the original objecting submissions have been formally withdrawn, and no remaining objectors have sought to appear as witnesses before the State Administrative Tribunal.

Joint consent orders have been lodged with State Administrative Tribunal to postpone the hearing pending Council's further consideration of the matter.

Submission

N/A

Report

The circumstances surrounding the original refusal have changed materially since Council's decision. The key considerations are as follows:

The public consultation objections that formed the basis of the refusal have now been withdrawn or are no longer being pursued.

There are no active objections remaining in relation to the keeping of three (3) dogs at the property.

The City's officers have assessed that the dogs are being kept in a manner consistent with community expectations and do not present ongoing compliance issues.

To avoid unnecessary legal costs, resource expenditure, and potential reputational impact, it is recommended that Council approve the multiple dog application, subject to standard conditions ensuring continued compliance.

The standard conditions imposed on all Multiple Dog Application approvals are:

- The dogs specified in the application comply with Dog Act 1976 (as amended)
- The approval is non-transferrable and shall apply to dogs specified
- The property is maintained at all times to ensure confinement and welfare of dogs
- On notice, Authorised Officers are given access to inspect the premises
- If there are complaints of offences against the Dog Act 1976, the approval may be withdrawn.

Strategic Plans/Policy Implications

Our Community

A diverse, active, and connected community that feels safe and has access to local services.

- A safe and healthy community that is socially connected.

Budget/Financial Implications

If the Multiple Dog Application is not approved, there may be a financial impact on the City as part of the State Administrative Tribunal hearing.

Legal Implications

City of Cockburn Consolidated Local Law 2000, Division 3, part 2.9.

Community Consultation

As part of the application process, the City notified neighbouring properties within a 50-metre radius of the applicant's address.

Three (3) submissions were received in response to the proposal to keep three (3) dogs at the property.

Since that time, one (1) submission has been formally withdrawn, and the remaining two (2) parties have advised they do not wish to participate in the State Administrative Tribunal proceedings.

Risk Management Implications

Given the withdrawal of objections and absence of ongoing compliance concerns, the risk of adverse community reaction is considered low.

Approval of the application may attract some localised scrutiny in the event of future incidents involving the dogs; however, this risk is mitigated through ongoing compliance monitoring and the conditions of approval.

Accordingly, this item is assessed as presenting a low level of localised "Brand/Reputation" risk

Advice to Proponent(s)/Submitters

The Proponent(s) and those who lodged a submission on the proposal have been advised that this matter is to be reconsidered at the 11 November 2025 Council meeting

Implications of Section 3.18(3) *Local Government Act 1995*

Nil

Item 14.1.3

OCM 10/06/2025

14.1.3 (2025/MINUTE NO 0103) Multiple Dog Application - Property ID 6037680

| | |
|------------------------------|---|
| Responsible Executive | Director Sustainable Development and Safety |
| Author(s) | Service Leader Rangers |
| Attachments | <ol style="list-style-type: none"> 1. Initial Application (Confidential) 2. Community Feedback (Confidential) 3. Illegal Dumping Report (Confidential) 4. Map of Applicant and Submissions (Confidential) |

Council Decision

MOVED Cr T Dewan SECONDED Cr C Reeve-Fowkes
That Council:

- (1) REJECTS the Multiple Dog Application received on the 31 January 2025, from the applicant to keep three (3) dogs at Property ID 6037680; and
- (2) PROVIDES the applicant 60 days to rehome one (1) of their three (3) dogs.

CARRIED 9/0**Background**

The City has received an application (refer Confidential Attachment 1) for retrospective approval to keep three (3) dogs at Property ID 6037680.

Pursuant to the City's Consolidated Local Laws 2000, Division 3, part 2.9, owners or occupants within the City of Cockburn require approval to keep more than two (2) dogs over the age of three (3) months.

Applicants must be able to demonstrate there are no bona fide objections prior to an approval being granted.

According to the Council's Delegated Authority, "Application to Keep More Than Two (2) Dogs at a Residential Property", if any bona fide objections are received, an applicant may not keep more than two (2) dogs without the approval of Council.

As a result of the application's mandatory public consultation, three (3) submissions were received, three (3) of which held objections to the application.

The application to keep more than two (2) dogs at Property ID 6037680, is presented to Council for consideration.

Submission

N/A



65 of 463

Item 14.1.3

OCM 10/06/2025

Report

The applicant sought retrospective approval after Ranger's located three (3) dogs residing at the address when investigating the illegal dumping of dog excreta. All three (3) dogs were unregistered. No previous complaints were received for the unregistered nature of the dogs, the concerns raised were in relation to the dumping of dog excreta.

Prior to this, the applicant's address and animals had not been linked to any previous non-compliance other than failing to ensure the dogs were registered and keeping more than two (2) dogs without approval, resulting in the retrospective application to keep more than three (3) dogs.

The dogs subject to this application are detailed in the table below:

| No. | Breed | Age | Gender | De-Sexed Status |
|-----|------------------|---------|--------|-----------------|
| 1 | American Bulldog | 2 Years | Male | Not desexed |
| 2 | American Bulldog | 3 Years | Female | Not desexed |
| 3 | American Bulldog | 6 Years | Male | Not desexed |

As part of the process outlined with the City's Consolidated Local Laws 2000, neighbouring properties within a 50-metre radius of the applicant's property were notified of the application.

During the public consultation phase, the City received three (3) submissions (refer Confidential Attachment 2), three (3) of which held bona fide objections to the multiple dog application.

Based upon the following grounds, it is recommended that this application be rejected:

1. The owners of the dogs, upon investigation of a complaint, have admitted to throwing dog excreta in poo bags over their fence to a vacant property, instead or ensuring it is properly disposed (refer Confidential Attachment 3).
 2. The owners of the dogs initially failed to comply with registration requirements of dogs under the Dog Act 1976.
 3. Two (2) objections, refer to the alleged aggressive nature of the dog/s, and also concerns surrounding their safety after an alleged attack by the dog/s previously when wandering. This was reported to Rangers at the time. Please note the report was not substantiated with a formal victim statement, therefor an investigation was not able to take place.
1. Refer to Confidential Attachment 4 for a map detailing the location of the applicant and objectors.
 2. If this application is refused, the applicant may refer the matter to the State Administrative Tribunal.



66 of 463

Item 14.1.3OCM 10/06/2025

Strategic Plans/Policy ImplicationsCommunity, Lifestyle and Security

A vibrant healthy, safe, inclusive, and connected community.

- A safe and healthy community that is socially connected.

Listening and Leading

A community focused, sustainable, accountable, and progressive organisation.

- High quality and effective community engagement and customer service experiences.

Budget/Financial Implications

N/A

Legal Implications

City of Cockburn Consolidated Local Law 2000, Division 3, part 2.9.

Community Consultation

As part of the application process, the City wrote to neighbouring homes within 50 metres of the applicant's address.

The City received three (3) submissions in relation to the application to keep three (3) dogs at the subject property.

Risk Management Implications

If approval is given, there may be adverse community reaction for all future instances of unwanted dog behaviour from the property.

Accordingly, this item has a "low" level of localised possible "Brand/Reputation" risk.

Advice to Proponent(s)/Submitters

The Proponent(s) and those who lodged a submission on the proposal have been advised that this matter is to be considered at the 10 June 2025 Ordinary Council Meeting.

Implications of Section 3.18(3) Local Government Act 1995

Nil



67 of 463

14.2 Corporate and System Services

14.2.1 Quarterly Organisational Performance Report

Executive Director Corporate and System Services

Author Acting Director Corporate and System Services

Attachments 1. Quarterly Organisation Performance Report - 1 July 2025 to 30 September 2025 [↓](#)

Recommendation

That Council NOTES the Quarterly Organisational Performance Report for the period 1 July 2025 to 30 September 2025.

Background

The purpose of quarterly organisational performance reporting is to provide a comprehensive overview of service-based business activities and outcomes that are not captured within the Corporate Business Plan reporting framework.

The Quarterly Organisational Performance Report is structured around the strategic pillars of the Strategic Community Plan 2025-2035, ensuring that service delivery remains consistently aligned with the City's long-term strategic objectives.

Submission

N/A

Report

This Quarterly Organisational Performance Report covers the period from 1 July 2025 to 30 September 2025. It presents a summary of services provided during the quarter beyond the outcomes specified in the Corporate Business Plan.

Quarterly reporting is essential for tracking progress towards critical milestones and ensuring accountability throughout the organisation.

It functions as a decision-making tool by identifying potential areas for improvement, supporting ongoing development efforts, and facilitating collaboration across different functions. This approach helps maintain consistent alignment of services with compliance, operational, and strategic requirements.

Strategic Plans/Policy ImplicationsListening and Leading

A community focused, sustainable, accountable, and progressive organisation.

- Best practice Governance, partnerships and value for money.
- High quality and effective community engagement and customer service experiences.

Budget/Financial Implications

All service and business activities outlined in the Quarterly Organisation Performance Report are accounted for within the approved budget. No further financial impact requires Council review.

Legal Implications

N/A

Community Consultation

N/A

Risk Management Implications

The Quarterly Organisational Performance Report presents no direct risks, but the strategic and operational risks linked to the City's services and functions still apply.

Advice to Proponent(s)/Submitters

N/A

Implications of Section 3.18(3) Local Government Act 1995

Nil



Quarterly Organisational Performance Report

1 July 2025 to 30 September 2025




Table of Contents

Our Economy..... 3

1A. Empower and support local businesses..... 3

Our Environment..... 4

2A Protect and enhance our natural areas and streetscapes..... 4

2B Facilitate sustainable waste management and resource conservation 4

Our Community 6

3A Strengthen and facilitate a safe and secure Cockburn..... 6

3B Promote and support active, healthy lifestyles through recreation and wellness 10

3D Foster connected, accessible communities and services 11

Our Places 11

4A Plan for growth and sustainable development 13

4B Strength unique, livable and adaptive places..... 14

4C Enhance connectivity and mobility through integrated transport networks 15

Our Governance 17

5A Facilitate transparent and accountable Governance for today and tomorrow 17

5B Strengthen engagement, communication and enhance customer experience..... 17

5D Strive for financial sustainability and operational excellence 18

Acknowledgement of Country

The City of Cockburn acknowledges the Nyungar people of Beeliar Boodjar. Long ago, now and in the future, they care for Country. We acknowledge a continuing connection to Land, Waters and Culture and pay our respects to Elders, past and present.





Our Economy

1A. Empower and support local businesses

Economic Development

| Attendance to major events coordinated by Economic Development | |
|--|---|
| SkillsWest Expo (July 2025) | 10 Cockburn based defence industry stallholders |
| Mitsubishi Heavy Industries Roundtable with Henderson Alliance | 50 attendees |
| AI Group Defence Council Delegation | 55 attendees |
| Engineering Oceans Solutions | 180 attendees |

| Key Advocacy | | |
|--------------|---|---|
| July 2025 | August 2025 | September 2025 |
| | Hosted Cockburn Destination Advisory Group (CDAG) | MCCC (Melville Cockburn Chamber of Commerce) Memorandum of Understanding finalised and sent |

Cockburn Destination Advisory Group (CDAG) is a group of Cockburn-based businesses assembled to foster collaboration, leverage partnerships and encourage participation by relevant stakeholders to recruit skills and talent to attract tourism customers and investment in Cockburn.

| <u>Measure</u> | July 2025 | August 2025 | September 2025 |
|---------------------------------------|-----------|-------------|----------------|
| Total business engagement | 62 | 92 | 130 |
| Attendance - Microbusiness Networking | 16 | 16 | 28 |



Our Environment

2A Protect and enhance our natural areas and streetscapes

Parks, Waste and Fleet – Parks Services

| Number of customer requests for Parks Services | | | |
|--|-----------|-------------|----------------|
| Customer request type | July 2025 | August 2025 | September 2025 |
| Trees and streetscapes | 210 | 559 | 317 |
| Parks maintenance | 170 | 235 | 341 |
| Irrigation | 6 | 17 | 20 |
| Total | 386 | 811 | 678 |

Tree requests for August are higher than in previous months as the street tree requests went live on the City's website. Parks maintenance has increased as a result of our community returning to open spaces to recreate and socialise along with community events.

| Number of customer requests closed for Parks Services | | | |
|---|-----------|-------------|----------------|
| Customer request type | July 2025 | August 2025 | September 2025 |
| Total | 336 | 1,359 | 803 |

The number of closed requests for the month of August is significantly higher due to street tree requests being closed out.

2B Facilitate sustainable waste management and resource conservation

Parks, Waste and Fleet – Waste Services

| Number of customer requests for Waste Services | | |
|--|--|---|
| July 2025 | August 2025 | September 2025 |
| 985 | 905 | 1,015 |
| The top three categories of customer requests were 1. Damaged bins (364) 2. Lost / stolen bins (105) 3. Illegal dumping (101) | The top three categories of customer requests were 1. Damaged bins (290) 2. Lost / stolen bins (98) 3. Illegal dumping (96) | The top three categories of customer requests were 1. Damaged bins (329) 2. Lost / stolen bins (99) 3. Illegal dumping (127) |

All waste services customer requests are closed out within one week.

In relation to damaged bins, the following should be noted

- Within the City we have approximately 125,000 bins and the expected life of a bin is 10 years.
- On average, the team complete around 410,000 bin lifts per month. This includes weekly waste, weekly recycling, and fortnightly garden waste collections.

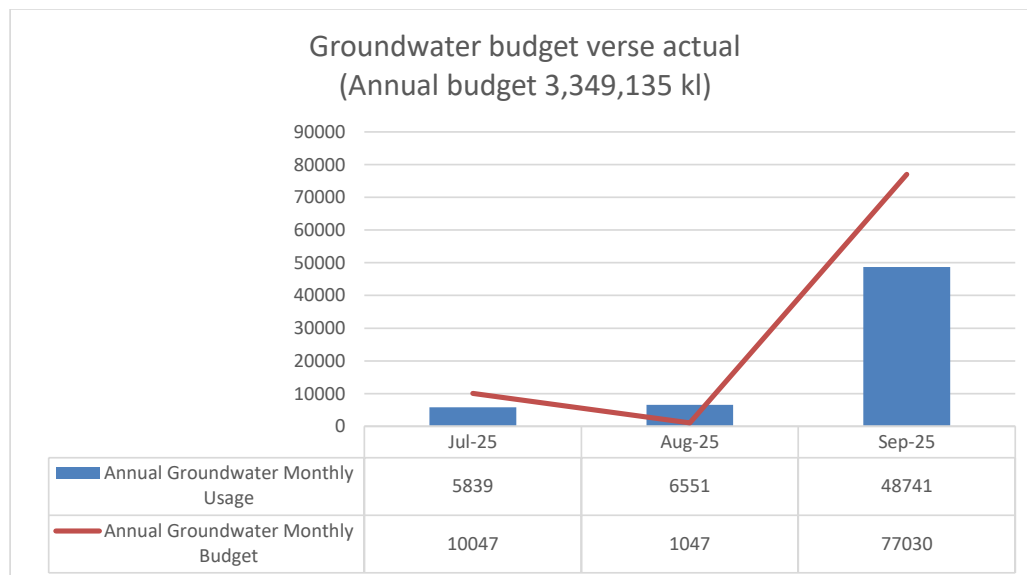
- The quality of bins has decreased over the years due to the increased percentage of recycled materials used in the manufacturing process.
- A damaged bin does not always mean that the entire body needs to be replaced. Damaged wheels, lids, and loose pins are all included under the category of damaged bins — however, only around 50% of damaged bins require full replacement.
- The cost of a complete 240L bin is \$35.78 (excl. GST), and a complete 140L bin costs \$34.06 (excl. GST). The average cost to repair a damaged bin is approximately \$23.00.

Please see the table below for the percentage of damaged bins compared to total bin lifts each month.

| Month | Bin Lifts | Damaged Bins | % damaged bins |
|---------------|-----------|--------------|----------------|
| January 2025 | 434,357 | 502 | 0.12% |
| February 2025 | 358,525 | 426 | 0.12% |
| March 2025 | 402,887 | 366 | 0.09% |
| April 2025 | 416,514 | 337 | 0.08% |
| May 2025 | 415,670 | 360 | 0.09% |
| June 2025 | 386,341 | 322 | 0.08% |

| Measure | July 2025 | August 2025 | September 2025 |
|---|-----------|-------------|----------------|
| Percentage of Customer Requests (CR) received for Waste through online form | 18% | 17% | 15% |

Parks, Waste and Fleet – Parks Services

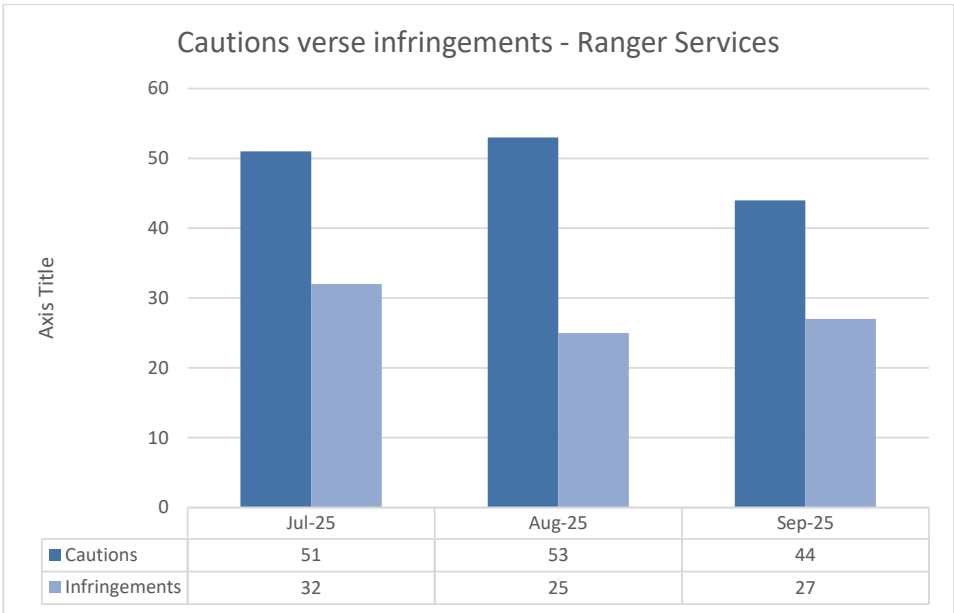
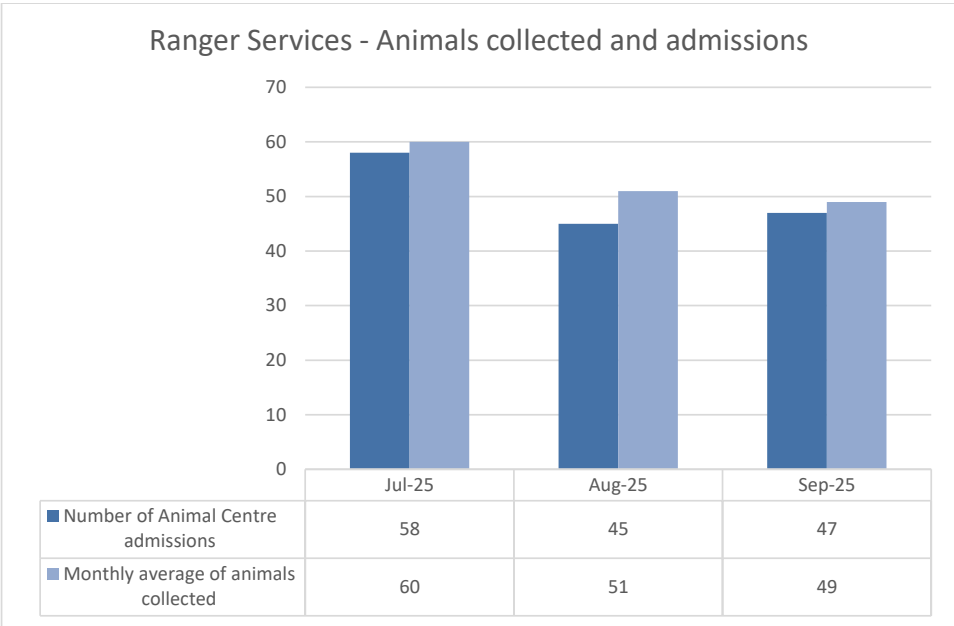




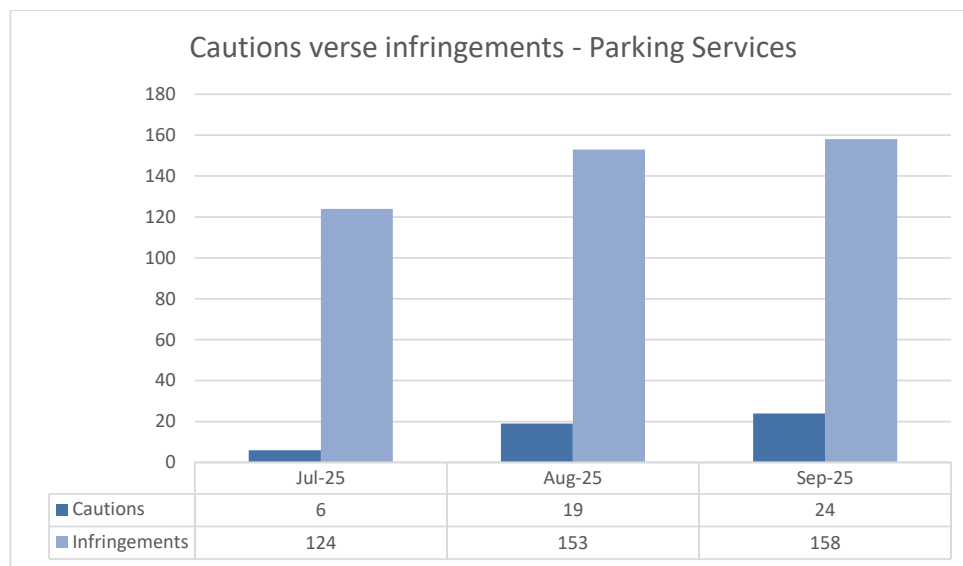
Our Community

3A Strengthen and facilitate a safe and secure Cockburn

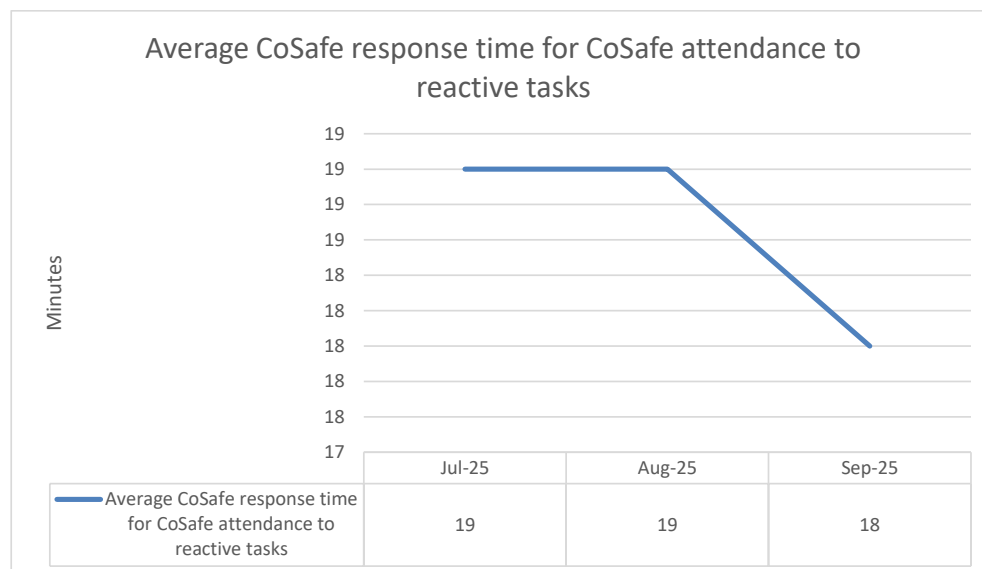
Development and Safety – Rangers and Community Safety



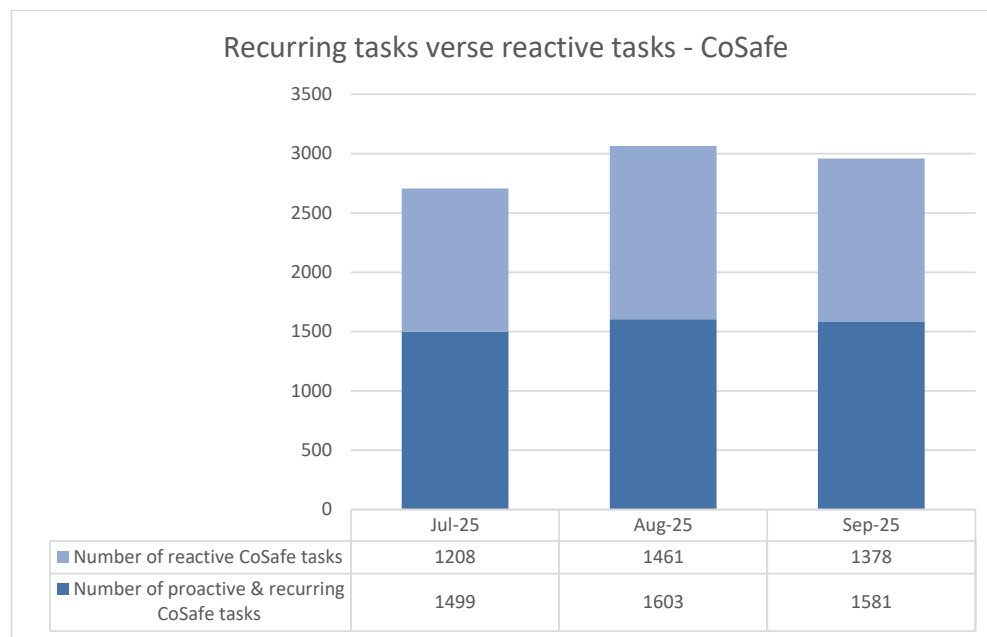
| | |
|----------------|---|
| July 2025 | <p>Most cautions were for first-time, non-serious animal offences such as dogs not held or tethered in prohibited areas (32), unregistered dogs (6), and unregistered cats (4). Other warnings included failure to comply with a nuisance dog order (2), minor incidents involving dog attacks causing no injury (2).</p> <p>Infringements were issued for dog attacks causing physical injury (6), unregistered dogs (4), and dogs not held or tethered in prohibited areas (4). Single infringements were also issued for failure to notify the local government of a dangerous dog event (1), a dangerous dog not muzzled (1), and a dangerous dog not wearing a prescribed collar (1).</p> <p>Local law infringements this month related to failure to provide a receptacle (8), littering (6), and obstruction caused by building material on a footpath (1). No local law cautions were issued.</p> |
| August 2025 | <p>Most cautions were for first-time, non-serious animal offences such as dogs not held or tethered in a public place (38), unregistered dogs (9), and failure to comply with a nuisance dog order (2). Other warnings included unregistered cats (1), dogs in places without consent (1), and a dog attack causing no injury (1).</p> <p>Infringements were issued for dogs in places without consent (4), dogs not held or tethered in a public place (4), unregistered dogs (2), unregistered cats (1), and failure to comply with a nuisance dog order (3). One infringement was issued for a serious offence involving a dog attack causing physical injury.</p> <p>Local law infringements this month related to littering (5), failure to provide a receptacle (2), depositing material on a verge without approval (2), and offences relating to the lighting of fires (1). One local law caution was issued for littering.</p> |
| September 2025 | <p>Most cautions were for first-time, non-serious animal offences such as dogs not held or tethered in a public place (36) and dogs in places without consent (2). Other warnings included dog attacks causing no injury (2), and dog attacks causing physical injury (1).</p> <p>Infringements were issued for dogs not held or tethered in a public place (7), dog attacks causing physical injury (2), dog attacks causing no injury (1), unregistered dogs (1), dogs in places without consent (2), and dangerous dog-related matters including not being muzzled (1) and not wearing a prescribed collar (1).</p> <p>Local law infringements this month related to failure to provide a receptacle (6), littering (3), depositing material on a verge without approval (2), refusal to give name and address (1), and play or practice of golf/striking objects in a public place (1). Local law cautions were issued for failure to provide a receptacle (3) and littering (1).</p> |



| Measure | July 2025 | August 2025 | September 2025 |
|---|-----------|-------------|----------------|
| Number of City facility alarms attended by CoSafe | 177 | 178 | 136 |



The performance target for response time for CoSafe attendance to reactive tasks is 30 minutes.



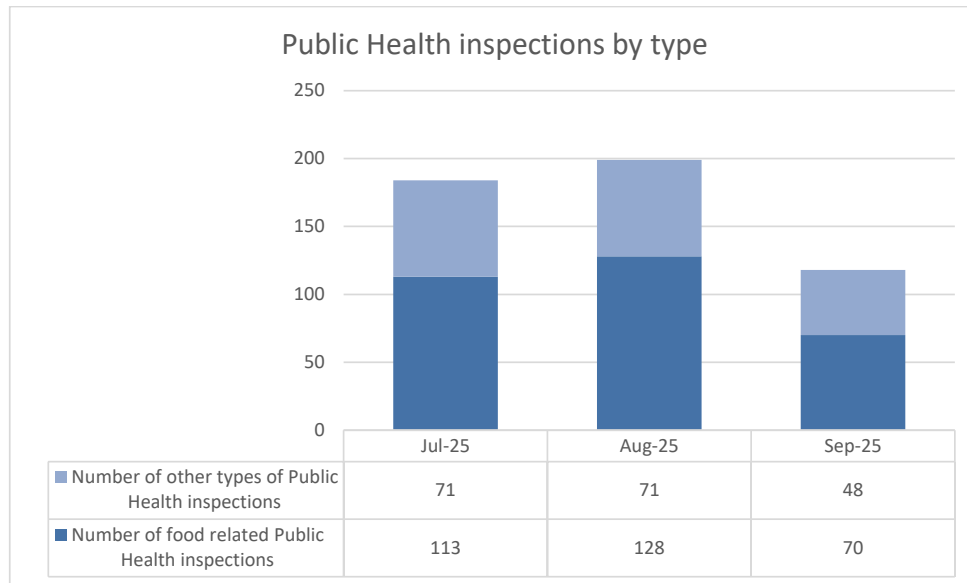
| | |
|------------------------------|---|
| Recurring / Proactive | Recurring or proactive tasks include facility unlocks, holiday watch and planned patrols. |
| Reactive | Reactive tasks are not planned tasks and include requests from residents or staff for patrols, alarm response, suspicious persons, anti-social behaviour, noise complaints, illegal camping, or anything requested of CoSafe at the time of the call. |

| <u>Measure</u> | July 2025 | August 2025 | September 2025 |
|---|-----------|-------------|----------------|
| Number of turn outs by City-managed Volunteer Bush Fire Brigades (does not include relief shifts and stand downs) | 2 | 1 | 2 |

All incidents with the exception of one in September 2025 occurred in Cockburn.

Development and Safety – Public Health

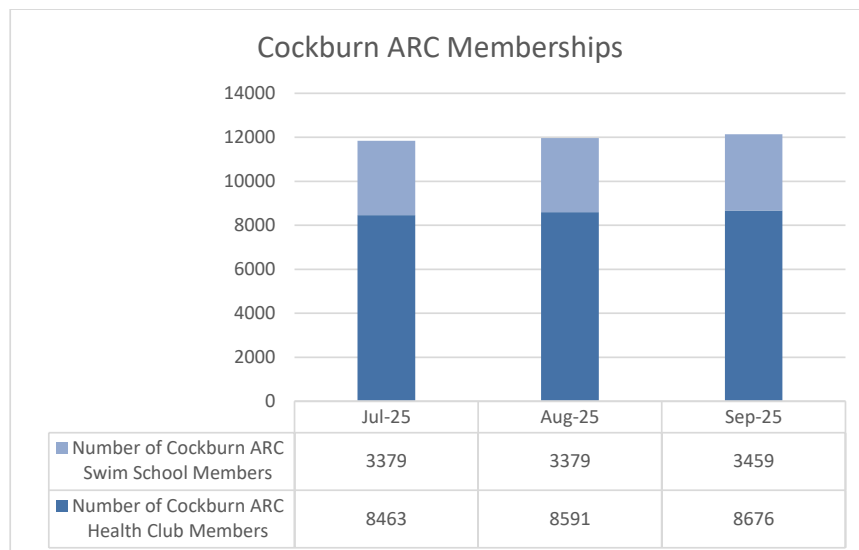
| Number of Customer Requests (CR) for Public Health | | |
|--|---|---|
| July 2025 | August 2025 | September 2025 |
| 91 | 108 | 108 |
| The top three categories for CR's were 1. CoSafe Noise (43) 2. Environmental Health Noise (9) 3. Asbestos (6) | The top three categories for CR's were 1. CoSafe Noise (43) 2. Environmental Health Noise (27) 3. Food Safety (13) | The top three categories for CR's were 1. CoSafe Noise (38) 2. Environmental Health Noise (30) 3. Pests and Animals (11) |

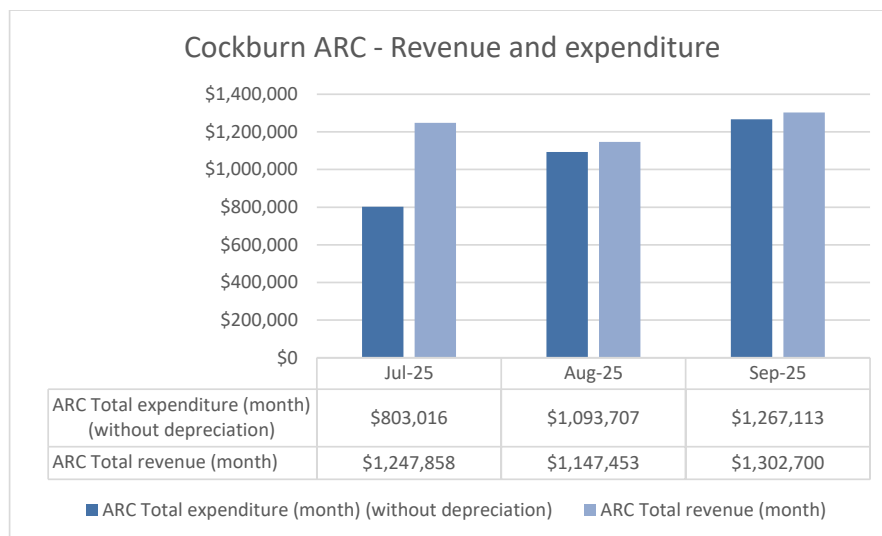


3B Promote and support active, healthy lifestyles through recreation and wellness

Recreation and Place – Cockburn ARC

| Measure | July 2025 | August 2025 | September 2025 |
|---|-----------|-------------|----------------|
| Number of visitors to Cockburn ARC | 112,341 | 122,126 | 117,016 |
| Number of Cockburn ARC Social Sport Teams | 283 | 307 | 313 |





3D Foster connected, accessible communities and services

Community Services – Youth Services

| <u>Measure</u> | July 2025 | August 2025 | September 2025 |
|---|-----------|-------------|----------------|
| Number of young people attending drop-in services | 1,820 | 1,632 | 1,740 |
| Number of young people attending programs | 536 | 487 | 411 |
| Number of attendees at private activity sessions | 2,449 | 2,872 | 2,496 |

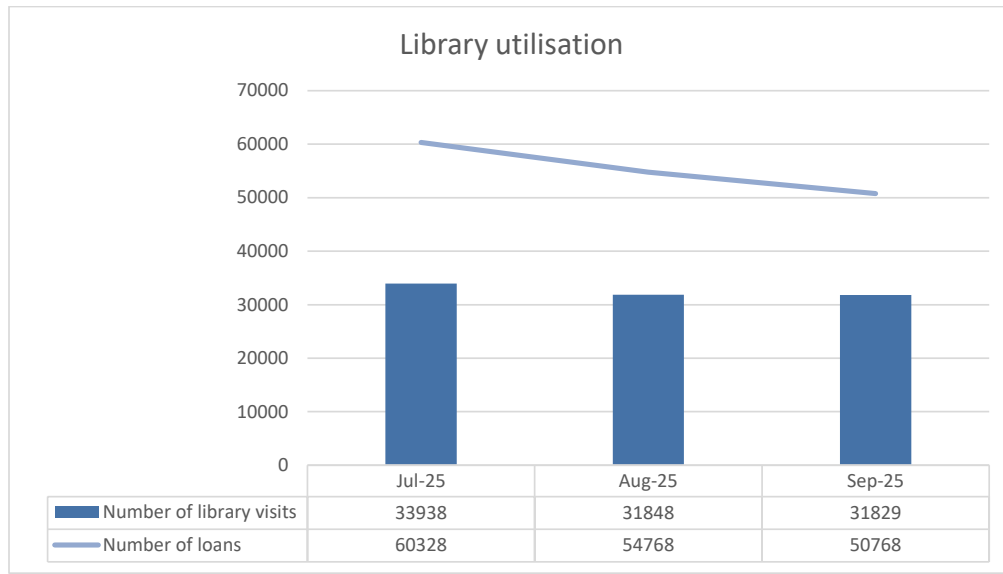
Community Services – Cockburn Care

| <u>Measure</u> | July 2025 | August 2025 | September 2025 |
|---|-----------|-------------|----------------|
| Number of hours of service delivered to participants | | | |
| Service provided within these hours include transport to medical appointments and social connection activities, support with cleaning and meal preparation, activities in the community including shopping and attendance at Cockburn Care Social Club. | 3,009 | 2,481 | 2,281 |

Community Services – Senior Centre

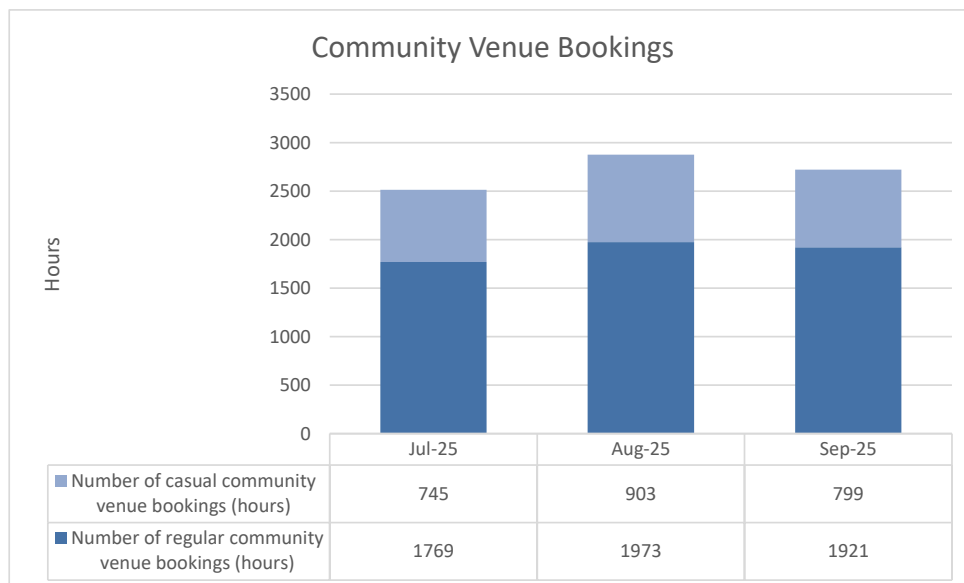
| <u>Measure</u> | July 2025 | August 2025 | September 2025 |
|--------------------|-----------|-------------|----------------|
| Number of visitors | 4,634 | 4,834 | 4,941 |

New activities at the Senior Centre have increased utilisation and centre has reached its 1100 capacity.

Recreation and Place – Libraries, Culture and Place

| <u>Measure</u> | July 2025 | August 2025 | September 2025 |
|-----------------------------------|-----------|-------------|----------------|
| Number of new library memberships | 515 | 410 | 392 |
| Program and activity attendance | 2,907 | 3,582 | 3,394 |

| <u>Measure</u> | July 2025 | August 2025 | September 2025 |
|-----------------------|-----------|-------------|----------------|
| Azalia Ley visitors | 71 | 73 | 126 |
| Citizenship Conferees | 55 | 0 | 85 |

Recreation and Place – Recreation Services



Our Places

4A Plan for growth and sustainable development

Development and Safety – Development Services

| Measure | July 2025 | August 2025 | September 2025 |
|--|--------------|--------------|----------------|
| Number of development applications received | 86 | 59 | 84 |
| Total value of development applications determined | \$69,148,886 | \$60,441,177 | \$23,595,814 |

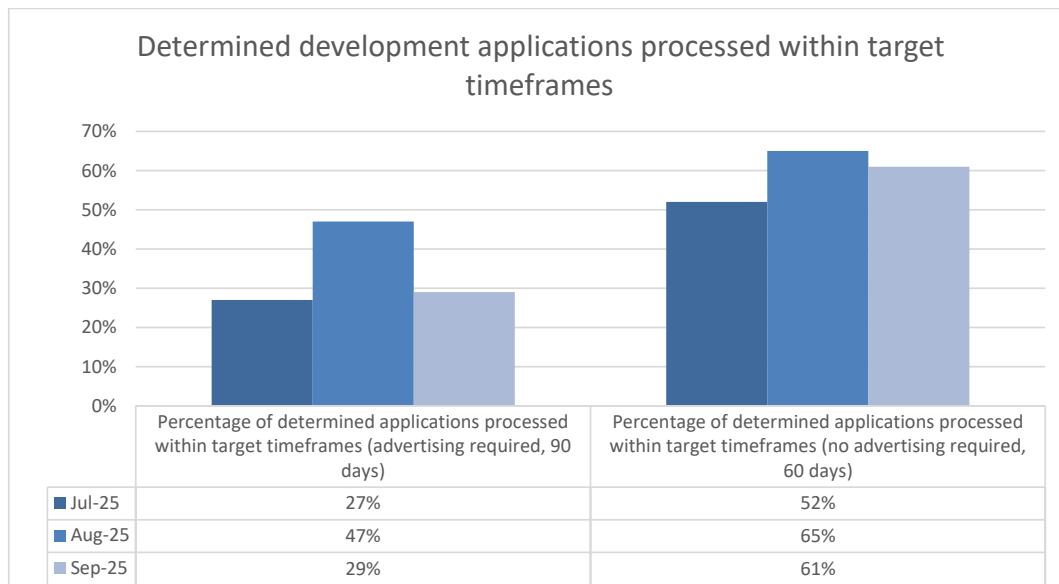
The report does not include Development Assessment Panel Applications, as these are subject to State Government determination, are subject to separate KPIs and are beyond the scope of this report. It should be noted DAPs are limited in number and significant in development value.

In July 2025, there were two large development proposals that were of very high value that are acting as outliers. These were:

1. Woodman Point/Ammo Jetty Rebuild valued at \$10 million.
2. Redevelopment of AGIG Depot valued at \$30million.

In August 2025, there were several contributing factors to the higher value which included

- There were 2 proposals (Warehouse on Cocos Drive, Bibra Lake and Apartment Complex in Port Coogee) that were of higher than usual value (4mil and 4.5mil respectively).
- Frasers have released their final stage of residential lots on the Omeo Peninsula in Port Coogee during August. As such, there was a significant influx of high-end residential development of 2-3 stories. Seven applications of roughly 2-3million each were received.



July and September have lower percentage of determined applications due to the following reasons

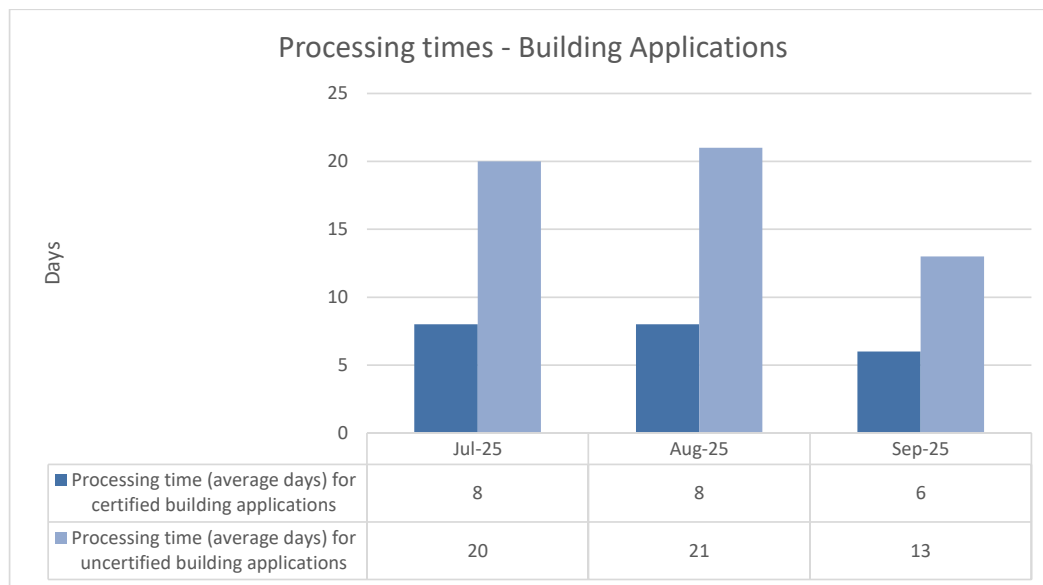
- The team was not fully resourced with leave absences and active recruitment processes.

- There were several complex applications that included compliance issues that required engagement with external agencies. The applications spanned back several months but were finalised in July or September resulting in the application being recorded in these months.

It should also be noted that given so few applications fall into the 90-day category, just a few going over key performance indicator (KPI) can have a large impact on the overall percentage. In relation to actual numbers, it was 12 applications out of a total of 86 for the month that were outside the prescribed period.

Development and Safety – Building Services

| <u>Measure</u> | July 2025 | August 2025 | September 2025 |
|--|------------------|--------------------|-----------------------|
| Number of building applications received | 194 | 193 | 195 |
| Total value of building works | \$60,028,072.81 | \$56,831,588.64 | \$76,399,544.79 |
| Percentage of certified building applications processed within required time (10 working days) | 99% | 95% | 100% |
| Percentage of uncertified building applications processed within required time (25 working days) | 100% | 95% | 100% |



4B Strength unique, livable and adaptive places

Assets and Projects – Facility Maintenance

| Number of Customer Requests (CR) for Facility Maintenance | | |
|--|-------------|----------------|
| July 2025 | August 2025 | September 2025 |
| 448 | 491 | 462 |
| Across the quarter there was an increase in building maintenance requests as a result of storm and water damage. There was also an increase in street sign requests resulting from storm damage. | | |

Assets and Projects – Civil Infrastructure

| Number of Customer Requests (CR) for Civil Infrastructure | | |
|--|---|---|
| July 2025 | August 2025 | September 2025 |
| 557 | 398 | 324 |
| The highest volumes of customer requests were for pothole repair (274) and drain flood requests (25) which were a result of winter storms. In addition, there were requests for path repairs (44) and graffiti repairs (83). | The highest volumes of customer requests were for pothole repair (164) and drain flood requests (44). It is also noted that graffiti requests had significantly reduced from July, down to 28 requests. | The highest volumes of customer requests were for graffiti removal (47), path repairs (30) and road sweeper requests (28). There was also reduction in pothole requests (69). |

4C Enhance connectivity and mobility through integrated transport networks

Asset and Projects – Civil Infrastructure

| Civil Infrastructure planned maintenance program completed (internal) | | |
|---|---|---|
| July 2025 | August 2025 | September 2025 |
| 111 | 111 | 194 |
| 81 cross over approvals, 18 reactive drainage requests. No drainage educting due to contract not being awarded. | 68 cross over approvals, 20 reactive drainage requests. No drainage educting due to contract not being awarded. | 90 drainage educting completed, 69 crossover approvals and 20 reactive drainage repairs were the bulk of works. |

Asset and Projects – Traffic and Transport

| Number of Customer Requests (CR) for Traffic and Transport | | |
|---|---|---|
| July 2025 | August 2025 | September 2025 |
| 148 | 149 | 142 |
| The highest volumes in daily operational requests related to temporary traffic management (48) and traffic calming/road safety (56). The number compares higher than first quarter data with increased focus on traffic calming and road safety related requests. | The highest volumes in daily operational requests related to traffic calming/road safety (77) and temporary traffic management (46). Many requests were for speed reduction via traffic calming to improve road safety for both pedestrians and vehicles, including a request for lowering speed to 30kmh Veterans Parade near ARC. | A total of 142 customer requests were recorded, with the highest volumes in daily operational requests related to temporary traffic management (61) and traffic calming/road safety (57). The increased focus on traffic calming and road safety related requests continued, with concerns regarding speeding in residential areas and near schools (where children are playing or crossing). |



Our Governance

5A Facilitate transparent and accountable Governance for today and tomorrow

Office of the CEO – Governance and Council Support

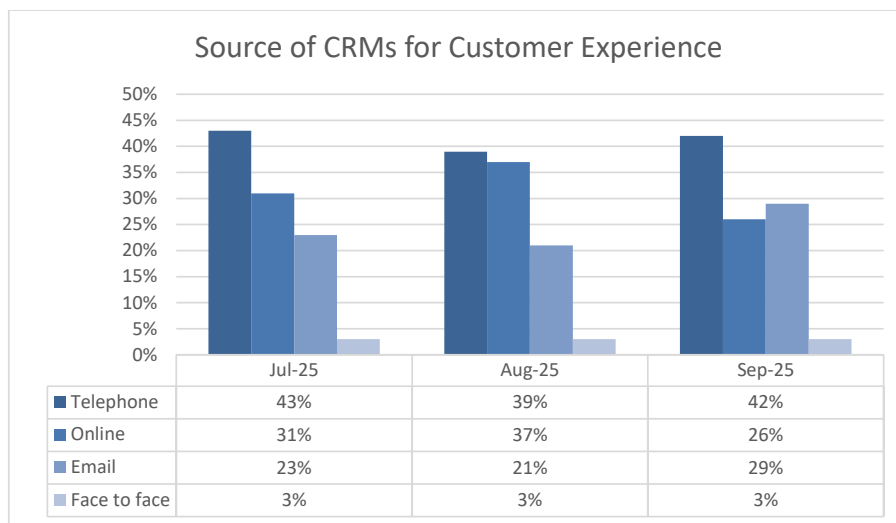
| Number of Freedom of Information applications resolved | | |
|---|-------------|----------------|
| July 2025 | August 2025 | September 2025 |
| 3 | 2 | 5 |
| No applications this quarter required an internal or external review. | | |

5B Strengthen engagement, communication and enhance customer experience

Information Services – Customer Experience

| Number of Customer Requests received through Customer Experience | | |
|--|--|---|
| July 2025 | August 2025 | September 2025 |
| 2,092 | 2,116 | 2,994 |
| The top five customer requests were 1. Potholes -178 2. Missed bins - 173 3. Damaged bins - 173 4. Parking - 169 5. Trees (pruning/new) - 154 | The top five customer requests were 1. Parks - 163 2. Building Maintenance - 113 3. Damaged Bins - 106 4. Missed Bins - 80 5. New Bins - 60 | The top five customer requests were 1. Trees (pruning/new) - 173 2. Missed Bins - 128 3. Damaged Bins - 115 4. Building Maintenance - 108 5. New Bins - 62 |

In relation to missed bins, after investigation it was demonstrated that 20% were either not presented at the time of collection (and therefore not missed) or had already been emptied.



| Number of Elected Member requests | | |
|---|--|---|
| July 2025 | August 2025 | September 2025 |
| 100 | 62 | 53 |
| There requests related to 1. Pothole - 69 2. Parks - 8 3. Planning - 5 4. Health - 4 5. CoSafe - 4 | There requests related to 1. Parks - 14 2. Building Maintenance – 12 3. Potholes – 12 4. Rangers – 10 5. CoSafe - 3 | There requests related to 1. Parks - 12 2. Rangers - 10 3. Building Maintenance - 7 4. Planning - 3 |

5D Strive for financial sustainability and operational excellence

People and Organisational Performance – Capability and Organisational Performance

| <u>Measure</u> | July 2025 | August 2025 | September 2025 |
|---|-----------|-------------|----------------|
| Number of compliance-based training courses coordinated | 9 | 10 | 7 |
| Attendance to compliance-based training courses | 75 | 103 | 61 |

Compliance based training includes all training and accreditation that is required for the City to operate in a compliant manner. (i.e.: working at heights, confined spaces, traffic management).

| <u>Measure</u> | July 2025 | August 2025 | September 2025 |
|---|-----------|-------------|----------------|
| Number of professional development opportunities provided | 15 | 5 | 4 |
| Attendance to professional development | 56 | 45 | 32 |

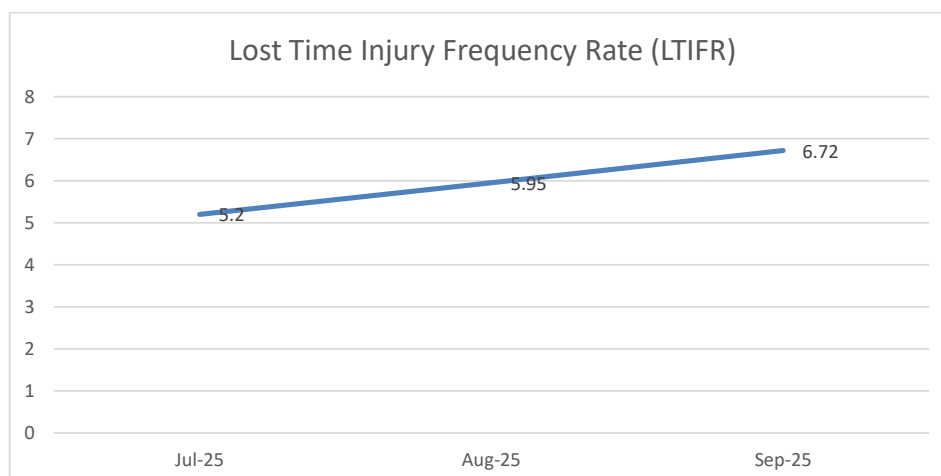
People and Organisational Performance – People Experience

| <u>Measure</u> | July 2025 | August 2025 | September 2025 |
|--|-----------|-------------|----------------|
| Turnover rate (rolling 12 month average) | 22.82% | 23.07% | 22.81% |

The turnover rate has been relatively stable for the quarter and in comparison, to the Local Government industry average of 25%, reported in the WALGA Workforce and Remuneration Survey 2024, is significantly under others in the sector.

| Number of hazard reports | | |
|--|---|---|
| July 2025 | August 2025 | September 2025 |
| 24 | 21 | 18 |
| The top three hazard types reported were 1. Vehicle bogging (6) 2. Incorrect entry to one-way traffic area (2) 3. Trailer hazards (2) | The top three hazard types reported were 1. Vehicle Bogging (2) 2. Other vehicle hazards (2) 3. Potential Asbestos Containing Material (2) | The top three hazard types reported were 1. Faulty doors (2) 2. Trip hazard (2) 3. Potential fire/smoke hazard (2) |

| Number of incidents | | |
|---|---|--|
| July 2025 | August 2025 | September 2025 |
| 58 | 43 | 35 |
| The top three types of incidents were 1. Injury/Illness (24) 2. Motor Vehicle and Plant (12) 3. Member of Public (9) | The top three types of incidents were 1. Injury/Illness (12) 2. Property Damage (9) 3. Motor Vehicle and Plant (7) | The top three types of incidents were 1. Motor Vehicle and Plant (20) 2. Injury/Illness (9) 3. Member of Public (4) |

People and Organisational Performance – Work Health and Safety

The LTIFR has increased as a result of LTI's sustained in the previous quarter as this is a rolling average. For the quarter of 1 July 2025 to 30 September 2025 there was two lost time injuries (LTI).

Financial Services – Strategic and Financial Performance

| <u>Measure</u> | July 2025 | August 2025 | September 2025 |
|--------------------------------|-----------|-------------|----------------|
| Expenditure budget (+ or – 2%) | 1.8 | -14.52 | -10.13 |
| Operating revenue (+ or – 2%) | 0.009 | 0.76 | 0.46 |

Financial Services – Procurement Services

| <u>Measure</u> | July 2025 | August 2025 | September 2025 |
|---|-----------|-------------|----------------|
| Value of major contract variations and adjustments | \$758,501 | \$3,774,575 | \$3,454,632 |
| Number of vendors relating to major contract variations and adjustments | 7 | 19 | 9 |

14.2.2 Corporate Business Plan Key Performance Indicator - Quarter 1 Update Report

Executive Director Corporate and System Services

Author Business Planning Specialist

Attachments 1. FY26 CBP KPI Q1 Milestones [↓](#)

RECOMMENDATION

That Council RECEIVES the FY26 Quarter One Status Report on the progress of the Corporate Business Plan Key Performance Indicators.

Background



Figure 1: City of Cockburn Strategic Framework

The Corporate Business Plan 2025–2029 (CBP) turns the Council's Strategic Community Plan 2025–2035 (SCP) priorities into practical actions, based on the City's available resources.

The City of Cockburn Corporate Business Plan (CBP) outlines various strategic projects, service areas, and financial summaries, ensuring that the council's operations are aligned with the community's needs and expectations.

The CBP is a rolling four-year plan that informs the annual budget and is reviewed and updated annually to ensure it aligns with the City's Long-Term Financial Plan (LTFP). It also lists KPIs to assess project success.

The Council adopted CBP Key Performance Indicators (KPIs) on 19 June 2025, and quarterly progress is reported via the Organisational Performance Forum.

This report presents the FY26 Quarter 1 (Q1) CBP KPI progress.

Submission

N/A

Report

Overall FY26 CBP KPI Progress

CBP KPIs track item delivery. The Director is responsible, with accountability moving to an SLT member reporting directly to the Director.

The Q1 status report on the progress of the CBP KPIs for FY26 (1 July 2025 to 30 September 2025) has been provided (refer Attachment 1).

The overall annual progress of the CBP KPIs progress is in Table 1 and the Q1 milestones in Table 2.

In summary:

- The majority (82%) of CBP KPIs are “on track”
- 2% of the annual KPIs are “complete”
- 4% of KPI's are “not commenced”
- 8% are “at risk” of running behind schedule
- 4% of KPIs are “off track” concerning the annual progress.

The FY26 Corporate Business Plan lists five strategic outcomes, each with corresponding KPIs. According to the current reporting period, most initiatives are proceeding according to schedule.

- Our Environment, Our Places, and Our Governance are performing well, with all KPIs on track and low delivery risk due to strong programs and clear strategies
- The performance of Our Economy reflects varied outcomes. Out of five key performance indicators, three are proceeding according to plan, whereas two have been identified as areas of concern. This indicates that, although most economic initiatives are advancing as anticipated, certain challenges are emerging that may necessitate timely intervention or strategic adjustments to sustain progress

- Our Community oversees 21 KPIs with a complex delivery landscape: 71.4% are on track, 4.8% at risk, 9.5% not yet started, 9.5% off track, and 4.8% complete. This distribution highlights the variety of community initiatives and their reliance on external factors or longer timelines.

In summary, 82% of KPIs are on track, while the remaining 18% are at risk, off track, not started, or complete. Overall, activities are progressing well, and some areas need more attention.

Table 1: CBP KPI Annual Progress

| CBP KPI's - Overall Annual Progress | | |
|-------------------------------------|--|--------|
| OVERALL PROGRESS | | NUMBER |
| PERCENTAGE | | |
| COMPLETE | Annual KPI achieved | 1 |
| ON TRACK | Annual KPI is currently meeting or exceeding its target goals | 37 |
| NOT COMMENCED | Annual KPI has not yet started and no progress has been made towards its delivery. | 2 |
| AT RISK | A risk(s) has been identified that may delay or impact delivery of the annual KPI. | 3 |
| OFF TRACK | Needs Attention. There are issues that have or will impact achievement of the annual KPI | 2 |
| REFORECAST | Timeframe of the annual KPI has been reforecast to the following financial year. | 0 |
| REMOVED | KPI no longer being delivered. | 0 |
| TOTAL | | 45 |
| | | 100% |

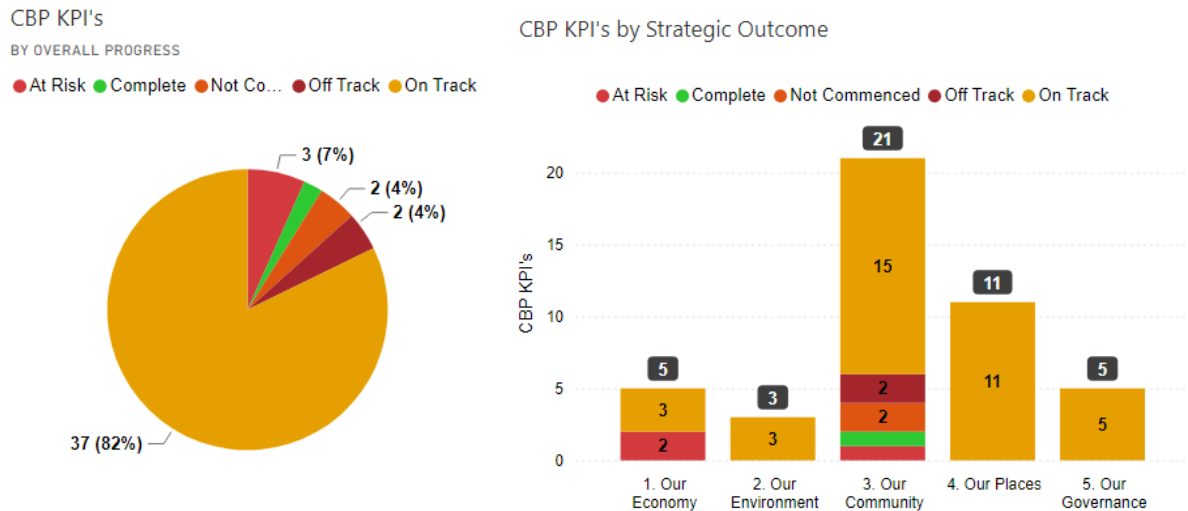


Figure 2: CBP KPI Overall Annual Progress by Strategic Community Plan

Quarter 1 Milestones

Quarter 1 results indicate that most KPIs met their scheduled milestones. Some initiatives are currently behind schedule, and certain projects are experiencing delivery timeline pressures. Without timely action, these delays could affect the achievement of related KPIs. Continued attention in these areas is necessary to maintain overall alignment with the plan.

The Q1 CBP KPI's (refer Table 2) are more representative of current KPI delivery. In summary:

- The majority (71%) of Q1 milestones are complete.
- 29% of Q1 milestones are "off track".

Table 2: CBP Q1 Milestone Summary

| CBP KPI's – Q1 Milestones | | | |
|---------------------------|------------------------|--------|------------|
| Q1 MILESTONES | | NUMBER | PERCENTAGE |
| COMPLETE | Milestone complete | 32 | 71% |
| OFF TRACK | Milestone not complete | 13 | 29% |
| TOTAL | | 45 | 100% |

Quarter 1 milestone reporting provides a more immediate view of delivery performance and highlights areas of early success and concern.

- Our Environment has performed well, with 100% of Q1 milestones completed. This reflects a high level of preparedness and execution, with all planned actions for the quarter delivered on time.
- Our Governance and Our Places also show solid performance. Our Governance has 80% of milestones completed, and Our Places has 63.6% completed, with the remaining milestones off track. These results suggest that while most initiatives are progressing, a few have encountered delays or issues that may need attention in Q2.
- Our Economy has 60% of milestones completed, but 40% are off track. This mirrors the overall progress picture and indicates that some economic initiatives are facing early delivery challenges, potentially due to resource constraints or external dependencies.
- Our Community shows 71.4% of milestones completed, with 28.6% off track. Given the size and scope of this portfolio, the results are encouraging, though the off-track items highlight areas where additional support or realignment may be needed.

At a glance, 71% of Q1 milestones are complete and 29% are off track, showing a solid start to the year. The few off-track items should be reviewed to prevent future issues.

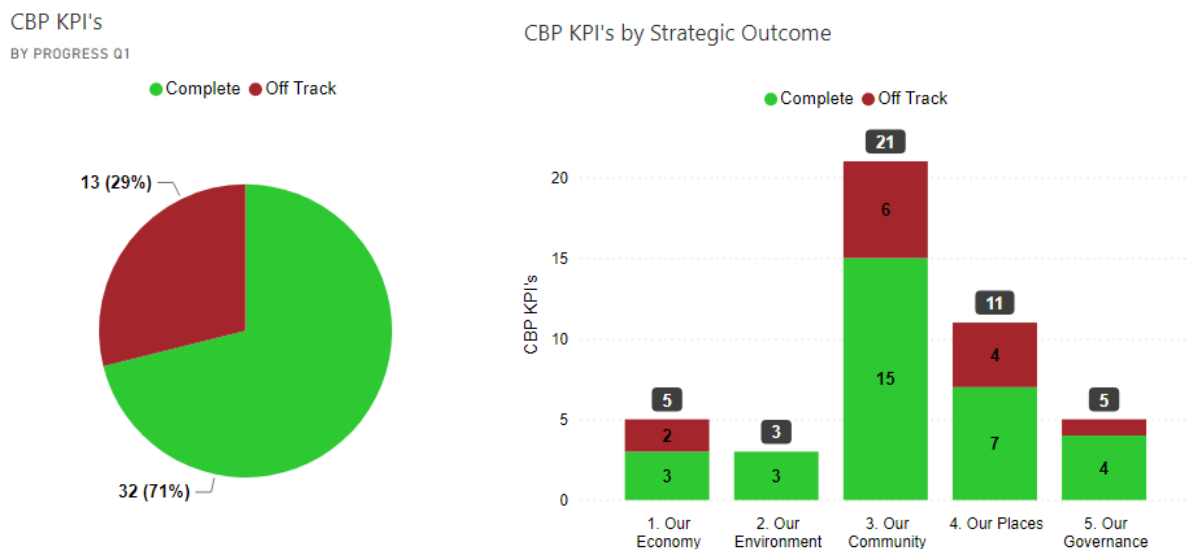


Figure 3: CBP KPI Q1 Milestone Progress by Strategic Community Plan

Attachment 1

Full details of KPI and milestone progress is presented at Attachment 1 which is colour-coded to indicate the progress and status of the CBP KPIs:

- **Green** indicates the KPI is “complete”
- **Orange** indicates the KPI is “on track” or has “not commenced”
- **Red** indicates the KPI is “at risk” or “off track”
- **Grey** indicates the KPI is “reforecast”.

Strategic Plans/Policy ImplicationsOur Governance

Transparent leadership that listens, communicates openly and plans for a sustainable future.

- Facilitate transparent and accountable governance for today and tomorrow.
- Strive for financial sustainability and operational excellence.

Budget/Financial Implications

NA

Legal Implications

Sections 5.38 and 5.39A (1) (b) of the *Local Government Act 1995* and Division 3 Schedule 2 of Regulation 18FA of the *Local Government (Administration) Regulations 1996* refer.

Community Consultation

NA

Risk Management Implications

There is a “Low” level of “Compliance” risk associated with this item.

Advice to Proponent(s)/Submitters

N/A

Implications of Section 3.18(3) *Local Government Act 1995*

Nil

| STRATEGIC OUTCOME | LINK TO STRATEGY (CBP) | KPI | OVERALL PROGRESS | EXECUTIVE (Accountable) | QUARTER 1 PROGRESS | QUARTER 1 MILESTONE | QUARTER 1 UPDATE |
|--------------------|------------------------|--|------------------|-------------------------|--------------------|---|---|
| 1. Our Economy | 1A.01 | Business Engagement Plan | On Track | Daniel Arndt | Complete | Approval of Business Engagement Plan and implementation action schedule. | Business Engagement Plan approved |
| 1. Our Economy | 1C.01 | International Engagement | On Track | Daniel Arndt | Complete | Plan development. Ongoing network development. | Finalising first draft of delegation itinerary. Collaborating with consulate for first meeting to go over itinerary requirements |
| 1. Our Economy | 1C.02 | Investment Attraction Plan | At Risk | Daniel Arndt | Off Track | Completed website and prospectus. | Draft prospectus content finalised and sent out to consultant to review copy for both website and prospectus. Graphic design team to continue workflow once content is approved. |
| 1. Our Economy | 1C.03 | Blue Economy and Defence | At Risk | Daniel Arndt | Off Track | Finalise tenancy arrangements. | EOIs to lease received for 70% of site (3,000sqm) but no formal arrangements have been made as property has not been acquired. Discussions with state government about potential site in the next couple of months. |
| 1. Our Economy | 1D.01 | Destination Plan | On Track | Daniel Arndt | Complete | Host Industry Destination Advisory Group: Industry Familiarisation for TWA | Hosted Destination Advisory Group in August. Discussed social media familiar with the group - to be discussed if members want to proceed. |
| 2. Our Environment | 2A.01 | Increase appearance of major road streetscapes within the city | On Track | Anton Lees | Complete | Scope development and market engagement/award | Road improvement projects have been identified with the first two major projects out for quote. Mulch has been procured. Further projects will use a tender process after caretaker period. |
| 2. Our Environment | 2A.02 | Natural Area Management Strategy - Tramway Trail Stage 1 & 2 | On Track | Anton Lees | Complete | Consultant engaged | Consultant (Ecoscape) has been engaged to undertake detailed Design Activity. Project on track to meet Q2 milestones. |
| 2. Our Environment | 2B.01 | Adoption of Henderson Waste Recovery Park Master Plan | On Track | Anton Lees | Complete | Scope development and market engagement/award | Scoping meetings have commenced with IWP Consultants, meeting schedule is on track for delivery of ELT briefings and EM workshop. |
| 3. Our Community | 3B.01 | Manning Park Playground Upgrade | On Track | Anton Lees | Off Track | Detail design and contract development | RFQ for Detailed design anticipated October. Project is running slightly behind schedule |
| 3. Our Community | 3B.02 | Atwell Reserve – Building Improvements | On Track | Kylie Johnson | Complete | Report to Council | Report prepared for September Ordinary Council Meeting, and Elected Members briefed on August 26. |
| 3. Our Community | 3B.03 | Aubin Grove Reserve Floodlight Improvements | At Risk | Kylie Johnson | Off Track | Re-apply for CNLP Grant Market engagement commenced | State Government is reviewing the timing of the Club Night Lights Program. Project documentation is being prepared for market engagement. |
| 3. Our Community | 3B.04 | Beeliar Reserve - Beeliar Reserve Clubroom Upgrade | On Track | Kylie Johnson | Complete | Public Consultation | Community engagement complete. Feedback from community and proposed responses identified. Report being prepared for December Council meeting. |
| 3. Our Community | 3B.05 | Cockburn Coast Clubroom and Oval | Not Commenced | Carissa Bywater | Complete | | Actions for completion this financial year will be finalising purchase of land in Q4. This will commence in Q3. |
| 3. Our Community | 3B.06 | Coogee Golf Complex | On Track | Kylie Johnson | Off Track | Finalise heritage assessment | Draft preliminary advice Heritage study received. Awaiting feedback from South West Aboriginal Land Council (SWALSC) and Whadjuk Aboriginal Corporation. |

| STRATEGIC OUTCOME | LINK TO STRATEGY (CBP) | KPI | OVERALL PROGRESS | EXECUTIVE (Accountable) | QUARTER 1 PROGRESS | QUARTER 1 MILESTONE | QUARTER 1 UPDATE |
|-------------------|------------------------|---|------------------|-------------------------|--------------------|--|--|
| 3. Our Community | 3B.07 | Legacy Park Floodlighting | On Track | Kylie Johnson | Complete | Market Engagement commenced | Market Engagement (RFQ) commenced. |
| 3. Our Community | 3B.08 | Success Regional Reserve Masterplan – Playing Field Floodlights | Not Commenced | Kylie Johnson | Complete | | Project scheduled to commence Q2. |
| 3. Our Community | 3B.09 | Success Regional Reserve Masterplan – Netball Floodlights | On Track | Anton Lees | Complete | Market Engagement commenced | Contract awarded for Lighting construction. On track for Practical Completion early 2026. |
| 3. Our Community | 3B.10 | Beale Park Redevelopment | On Track | Anton Lees | Complete | Preliminary work commenced with appointed Contractor | Preliminaries have commenced. Demolition works complete and long lead items purchased. |
| 3. Our Community | 3B.11 | Beeliar Reserve - Floodlighting | Off Track | Kylie Johnson | Off Track | Market Engagement commenced | Report to Council on community engagement findings and next steps in December 2025. Preliminary design for floodlighting and cricket nets to commence in Q2, integrating feedback from community. |
| 3. Our Community | 3B.12 | Davilak Reserve Redevelopment | On Track | Kylie Johnson | Complete | Public Consultation | Community engagement complete. Feedback from community and proposed responses identified. Report being prepared for December Ordinary Council Meeting. |
| 3. Our Community | 3B.13 | Wally Hagan Redevelopment | On Track | Kylie Johnson | Off Track | Elected Member Strategic Briefing on Federal Advocacy outcomes | Preparing for Council briefing in November following caretaker period. |
| 3. Our Community | 3B.14 | Tempest Park Redevelopment | Off Track | Kylie Johnson | Off Track | Public Consultation | The third design option incorporating additional changerooms, as directed by Council, has been completed. A corresponding landscape design is now being developed to support upcoming community consultation. Completion of this milestone within the current financial year will ensure there is no impact on the overall project delivery timeframe outlined in the Corporate Business Plan. |
| 3. Our Community | 3B.15 | Port Coogee Marina Expansion Stage 4 - Business Case | On Track | Kylie Johnson | Complete | Report to Council | Business Case endorsed by Council for consultation. |
| 3. Our Community | 3C.01 | Next RAP Development 2026 - 2029 | On Track | Kylie Johnson | Complete | Appoint personnel to commence review of 23-25 RAP | Commenced review of 2023-25 RAP by undertaking engagement sessions with RAP Steering Group and City staff. RAP engagement plan has been finalised. |
| 3. Our Community | 3C.02 | Aboriginal Cultural and Visitors Centre (Advocacy Funding) | On Track | Daniel Simms | Complete | Continue advocacy | Advocacy is continuing. Advocacy team undertaking market research to improve messaging and lobbying tactics. |
| 3. Our Community | 3D.01 | Port Coogee Community Space | On Track | Kylie Johnson | Complete | Concept design | Concept design developed. Discussions continuing with developer. |
| 3. Our Community | 3D.02 | Hosting ROYALS State Conference | Complete | Kylie Johnson | Complete | Promotion, website and ticketing live | Conference successfully hosted; well attended, with registrations at capacity. |
| 3. Our Community | 3D.03 | Arts and Culture City Wide Needs Assessment | On Track | Kylie Johnson | Complete | | Project Plan complete. |

| STRATEGIC OUTCOME | LINK TO STRATEGY (CBP) | KPI | OVERALL PROGRESS | EXECUTIVE (Accountable) | QUARTER 1 PROGRESS | QUARTER 1 MILESTONE | QUARTER 1 UPDATE |
|-------------------|------------------------|--|------------------|-------------------------|--------------------|--|--|
| 3. Our Community | 3D.04 | Develop a Town Teams approach to activate Cockburn Central | On Track | Kylie Johnson | Complete | Develop plan to activate Cockburn Central using towns team approach. | City's Community Development team is hosting a Community Conversation on Wednesday 5 November. Attendees can share ideas on how to bring the town square to life by exploring collaborative opportunities to activate and improve the space, and develop a Community Collective. |
| 4. Our Places | 4B.01 | Public Open Space Strategy Review | On Track | Daniel Arndt | Complete | Commence document development | Document drafting has commenced and circulated to internal working group for comment/input |
| 4. Our Places | 4C.01 | Banjup Local Area Traffic Management (LATM) | On Track | Anton Lees | Off Track | Construction Finished | Project delayed with Internal works crews diverted to resolve significant unanticipated Operational issues in road network. Works anticipated to occur within Q2 with traffic management plans approved for works. MRWA Speed Zoning change has occurred. |
| 4. Our Places | 4C.02 | Cycling and Walking Plan Implementation | On Track | Anton Lees | Complete | Market Engagement Commenced, Consultant engaged | Consultant engaged with works commenced. On track to meet Q2 milestone. |
| 4. Our Places | 4C.03 | Elderberry Drive, Semple Court and Berrigan Drive Intersection - Semple Berrigan Roundabout | On Track | Anton Lees | Off Track | Market Engagement of Detailed Design Consultant Complete | Slightly behind schedule. Project is with procurement team for market engagement of detailed design consultants. |
| 4. Our Places | 4C.04 | Mid Term review of Integrated Transport Strategy | On Track | Anton Lees | Complete | Review commenced | Review has commenced. On Track for Q2 milestone. |
| 4. Our Places | 4C.05 | Orsino Boulevard and Pantheon Avenue Intersection | On Track | Anton Lees | Off Track | Market Engagement of Detailed Design Consultant Complete | Slightly behind schedule. Project is with procurement team for market engagement of detailed design consultants. |
| 4. Our Places | 4C.06 | Rowley Road, De Haer Road and Liddelow Road Intersection | On Track | Anton Lees | Off Track | Market Engagement of Detailed Design Consultant Complete | Slightly behind schedule. Project is with procurement team for market engagement of detailed design consultants. |
| 4. Our Places | 4C.07 | Hammond Rd Duplication Russell Rd to Rowley - Upgrade & Extension Stage 1 - Russell to Frankland | On Track | Anton Lees | Complete | Market Engagement of Detailed Design Consultant Complete | WGA Consultants have been engaged to undertake Detailed design of project. Kick-off held with design works underway. On track for Q2 milestone. |
| 4. Our Places | 4C.08 | Beeliar Drive and Dunraven Drive Intersection (Blackspot Project) | On Track | Anton Lees | Complete | Detailed Design continues (FY25) | Review of 30% Design complete with feedback provided to consultant to continue to progress work packages. |
| 4. Our Places | 4C.09 | Rockingham/Phoenix Road Roundabout | On Track | Anton Lees | Complete | Market Engagement Package complete (Construction) | Project cancelled by Council with resolution to Update KPIs to reflect decision. |
| 4. Our Places | 4C.10 | Rockingham Road Improvement – Coleville Crescent to Phoenix Road | On Track | Anton Lees | Complete | Land and Service Relocation planning ongoing | Work with consultants is continuing. Land negotiations continue with numerous land negotiations having reached conclusion. Works packages being updated to reflect decision to cancel Phoenix Rockingham Roundabout project. |

| STRATEGIC OUTCOME | LINK TO STRATEGY (CBP) | KPI | OVERALL PROGRESS | EXECUTIVE (Accountable) | QUARTER 1 PROGRESS | QUARTER 1 MILESTONE | QUARTER 1 UPDATE |
|-------------------|------------------------|---|------------------|-------------------------|--------------------|--|--|
| 5. Our Governance | 5A.01 | Develop Project Management Governance Framework | On Track | Carissa Bywater | Complete | Finalise consultation with internal stakeholders | Internal stakeholder engagement completed. Undertook survey to gauge awareness and usefulness of current framework, workshop to identify current barriers and future opportunities and held workshop with Executive Board to ensure outcome of survey and workshop can be aligned to future vision. Discussion Paper has been finalised and sent to Project Board for consideration. |
| 5. Our Governance | 5D.01 | Civic Facility Masterplan - Administration Building - HVAC & Roof | On Track | Anton Lees | Off Track | Business Case & Scope | Works have been slowed to consider broader masterplan implications. Working group formed with intention to bring back on track for End Q2. |
| 5. Our Governance | 5D.02 | Migrate GIS Systems to hosted Cloud | On Track | Carissa Bywater | Complete | Identify hosted cloud platform for migration and develop migration plan. | Cloud options assessment has been completed. Migration of AGOL spatial data from USA to Australia is currently being investigated. |
| 5. Our Governance | 5D.03 | TechOne CiAnywhere Project | On Track | Carissa Bywater | Complete | Develop readiness assessment, create PMP, on board Project Manager and Business System Analysts. | Readiness assessment completed. PM and Business System Analysts are onboard. Works on Customer Request module is progressing. |
| 5. Our Governance | 5D.04 | Service Review Program | On Track | Carissa Bywater | Complete | Delivery against methodology outputs | Discussion Papers updated to include community Service Monitor results. Both papers with Division for review. CEO updated on progress. Commenced analysis of user requirements for Customer Experience CiAnywhere for input into this Project. |

14.2.3 Budget Amendments to the 2025-26 Municipal Budget**Executive** Director Corporate and System Services**Author** Service Manager Strategic Finance**Attachments** 1. Schedule of Budget Amendments - October 2025 [↓](#)**RECOMMENDATION**

That Council AUTHORISES the amendment of the 2025-26 Municipal Budget as detailed in the attached schedule and summarised below:

| Nature | Budget Surplus Impact \$ |
|---|---------------------------------|
| <i>FY26 Amended Budget Surplus</i> | <i>446,804</i> |
| <u>Budget amendments proposed:</u> | |
| Operating expenditure – increase | (181,593) |
| Operating income - increase | 79,101 |
| Capital expenditure – increase | (768,552) |
| Capital income – increase | 90,909 |
| Net Financial Reserves drawdown - increase | 677,643 |
| Net budget decrease – attributed to these changes | (102,492) |
| | |
| <i>Revised FY26 Budget Surplus</i> | <i>344,312</i> |

TO BE CARRIED BY AN ABSOLUTE MAJORITY OF COUNCIL

Background

Detailed analysis of budget variances is undertaken throughout the financial year. Where adjustments are required, they are submitted to Council via an agenda item (previously presented through the Expenditure Review Committee) or incorporated into the statutory mid-year budget review in accordance with legislation.

Submission

N/A

Report

Following adoption of the 2025–26 Annual Budget (19 June 2025) and subsequent amendments adopted in August and October, further changes have been identified across both the operating and capital budgets.

Collectively, the amendments result in a net reduction of \$102,492 to the FY26 Municipal budget surplus, revising it from \$446,804 to \$344,312.

The revised budget surplus of \$344,312 continues to provide Council with flexibility to allocate funds toward minor, unplanned items from consolidated revenue throughout the remainder of the financial year.

The attached Schedule of Budget Amendments provides details of the projects and budget line-items proposed for amendment. The table below summarises these by their category and nature:

| Category/Nature | | Budget Amendment (\$) | Category Sub-Total (\$) |
|--|---|-----------------------|-------------------------|
| Operating Expenditure | | | |
| Materials & contracts | ↑ | (164,101) | |
| Employee costs | ↑ | (7,492) | |
| Other expenses | ↑ | (10,000) | (181,593) |
| Operating Income | | | |
| Operating Grants & Subsidies | ↑ | 63,670 | |
| Fees & Charges | ↑ | 15,431 | 79,101 |
| Capital Expenditure | | | |
| FY26 capital program adjustments | ↑ | (133,552) | |
| FY26 capital program – new capital items | ↑ | (635,000) | (768,552) |
| Capital Income | | | |
| Proceeds from Sale of Assets | ↑ | 90,909 | 90,909 |
| Net Reserve Transfers | | | |
| FY26 capital budget funding | ↑ | 677,643 | 677,643 |
| Net Budget Surplus Impact | | | |
| | ↓ | | (102,492) |

Strategic Plans/Policy ImplicationsListening & Leading

A community focused, sustainable, accountable and progressive organisation.

- Best practice Governance, partnerships and value for money.

Budget/Financial Implications

The Municipal Budget for 2025-26 currently reflects a net budget surplus of \$446,804.

Following the adoption of the recommended amendments outlined in this report, the surplus will decrease to \$344,312.

An Absolute Majority of the Council will be required to amend the 2025-26 Municipal budget.

Legal Implications

N/A

Community Consultation

N/A

Risk Management Implications

The proposed budget amendments ensure sound financial management and good governance. Without approval, there is a low to medium risk to the City's service delivery and budget performance due to potential inaccuracies.

Advice to Proponent(s)/Submitters

N/A

Implications of Section 3.18(3) *Local Government Act 1995*

Nil

Ordinary Council Meeting - November 2025

| DESCRIPTION (SERVICE UNIT) | EXPEND \$ | INCOME \$ | RESERVES \$ | BUDGET SURPLUS IMPACT \$ | Budget Adjustment Comments |
|---|-----------------|------------------|------------------|--------------------------------|--|
| Opening Budget Surplus | | | | 446,804 | |
| SU332 - Family and Community Services [GL350 - Brokerage Fund] | 5,000 | - 5,000 | - 0 | | Recognition of grant funding for creation of brokerage fund |
| SU332 - Family and Community Services [GL378 - Brokerage Fund] | 5,000 | - 5,000 | - 0 | | Recognition of grant funding for creation of brokerage fund |
| SU341 - Rangers [OP6285 - Ranger & Parking Signage Replacements/Upgrades] | 10,000 | - | - | 10,000 Decrease | To assist in the replacement of damaged or missing regulatory signage informing the public of restrictions such as no parking, dog exercise areas, and time-limited zones as per local laws and State legislation. |
| SU415 - Development Services [GL740 - Consulting & Professional Services] | 50,000 | - | - | 50,000 Decrease | Engagement of Transport / Parking consultants to develop "Parking in Cockburn Central" strategy |
| SU343 - Fire and Emergency Services [OP4064 - BRMP Mitigation Works] | 53,670 | - 53,670 | - 0 | | Recognition of grant funding for fire mitigation works |
| SU532 - City Facilities [OP5997 - Omeo Toilet Block] | 35,000 | - | - | 35,000 Decrease | Budget is required to cover cleaning and maintenance costs for the new toilet block recently handed over to the City |
| 631 - Customer Experience [GL137 - Recruitment Expenses] | 7,492 | - | - | 7,492 Decrease | External Recruitment Costs |
| SU314 - Events and Cultural Services [OP6375 - RWAHS Conference] | 15,431 | - 15,431 | - 0 | | Recognition of History Conference Income - Ticket Sales |
| SU432 - Environmental Management, Policy and Planning [CW1811 - Manning Park Mountain Bike Trail Proposal] | 32,580 | - | - 32,580 | 0 | Multi-year project, funds inadvertently not carried forward from FY25 |
| SU532 - City Facilities [CWNEW - Water Meter Lakelands Facility] | 10,000 | - | - 10,000 | 0 | Installation of Water Meter connection points to reconnect scheme water to building |
| SU532 - City Facilities [CWNEW - Replacement of Submains - Manning Park Buildings] | 145,000 | - | - 145,000 | 0 | Replacement and upgrade of electrical submains at Manning Park Facilities that have failed and been identified as non-compliant. |
| SU532 - City Facilities [CW9194 - Anning Park extended patio and drainage improvements] | 54,197 | - | - 54,197 | 0 | Additional funds required due to increase in costs to ensure installation is fit for purpose |
| SU532 - City Facilities [CWNEW - Installation of Honour Board] | 30,000 | - | - 30,000 | 0 | Installation of honour board |
| SU514 - Waste Services [CW9106 - 527 Perimeter fencing rework] | 46,775 | - | - 46,775 | 0 | Multi-year project, funds inadvertently not carried forward from FY25 |
| SU513 - Fleet Management [CWNEW - Purchase of New Side Load Waste Truck] | 450,000 | - | - 450,000 | 0 | Budget amendment required due to a change in expected delivery dates |
| SU513 - Fleet Management [CW7802 - Waste Collection Side Loader] | - 500,000 | - | 500,000 | 0 | Reserve Project Account & Funding correction, transferring to CW 7783 |
| SU513 - Fleet Management [CW7783 - Waste Collection Side Loader] | 500,000 | - 90,909 | - 409,091 | 0 | Reserve Project Account & Funding correction (transferring from CW 7802), recognition of proceeds of sale. |
| SUBTOTAL | 950,145 | - 170,010 | - 677,643 | 102,492 Decrease | |
| Closing Budget Surplus | | | | 344,312 | |
| TRANSFER FROM RESERVE | \$ | | | | |
| Plant And Equipment Reserve | -409,091 | | | | |
| Commercial Landfill Reserve | 453,225 | | | | |
| Building Infrastructure Reserve | -239,197 | | | | |
| Project Contingency Reserve | -32,580 | | | | |
| Waste Management Reserve | -450,000 | | | | |
| Sub-Total | -677,643 | | | | |
| TRANSFER TO RESERVE | \$ | | | | |
| Sub-Total | 0 | | | | |
| Total | -677,643 | | | | |

14.2.4 Payments Made from Municipal Fund and Local Procurement Summary - September 2025

| | |
|--------------------|---|
| Executive | Director Corporate and System Services |
| Author | Service Manager Strategic Finance |
| Attachments | <ol style="list-style-type: none"> 1. Payments Listing September 2025 ↓ 2. Credit Cards by Cardholder September 2025 ↓ 3. Credit Cards by Category September 2025 ↓ 4. Store Cards September 2025 ↓ 5. Fuel Cards September 2025 ↓ |

RECOMMENDATION

That Council:

- (1) RECEIVES the list of payments made by the City during the month of September 2025, as attached to the Agenda; and
- (2) RECEIVES the lists of transactions paid by credit and other types of purchase cards during the month of September 2025, as attached to the Agenda.

Background

Council has delegated its power to make payments from the Municipal or Trust Fund to the Chief Executive Officer and other sub-delegates pursuant to delegation 1.2.26 - Payment from Municipal and Trust Funds.

Regulation 13 (1) of the *Local Government (Financial Management) Regulations 1996* requires that a list of accounts paid under this delegation be prepared and presented to Council each month.

Additionally, Regulation 13A requires a list of payments made by employees using credit, debit, or other purchasing cards to be prepared and presented to Council each month.

Submission

N/A

Report

Payments made under delegation in August totalled \$22.72 million. All payment amounts reported are inclusive of GST (budgetary impact is GST exclusive).

The following table provides a summary of payment types with detailed lists included as attachments:

| | |
|--|---------------------|
| Net EFT payments (suppliers, sundry creditors) | \$18,316,871 |
| Payroll payments (two fortnights) | \$4,305,299 |
| Corporate credit cards | \$72,701 |
| Bank transactional fees (BPay and merchant fees) | \$24,216 |
| Total payments for month | \$22,719,087 |

The City makes several payment runs each month to ensure suppliers and other payees are paid on a timely basis, particularly local and small businesses.

Attached are two September Credit Card Transaction Summaries: one by cardholder position, the other by spend category with details.

The CEO's card recorded parking transactions totalling \$60.65.

The following table summarises credit card transactions by spend category:

| Spend Category | \$ | % |
|---|------------------|----------------|
| Advertising | 1,855.16 | 2.55% |
| Application, Licence, Registration Fees | 2,597.71 | 3.57% |
| Bank and Other Fees | 36.91 | 0.05% |
| Conferences and Seminars | 5,181.39 | 7.13% |
| Disputed Transaction | 1,878.46 | 2.58% |
| Equipment Purchases | 7,060.22 | 9.71% |
| Events and Functions | 5,467.00 | 7.52% |
| Hire of Equipment and Facilities | 2,165.19 | 2.98% |
| Meeting/Workshop Catering | 869.45 | 1.20% |
| Office Supplies | 1,215.53 | 1.67% |
| Parking Expenses | 290.42 | 0.40% |
| Professional Services | 1,383.00 | 1.90% |
| Program Costs | 4,046.79 | 5.57% |
| Subscriptions and Memberships | 7,934.95 | 10.91% |
| Supplies and Materials Purchases | 11,944.14 | 16.44% |
| Training & Professional Development | 6,951.64 | 9.56% |
| Travel and Accommodation | 11,823.24 | 16.26% |
| Total on 57 cards used | 72,701.20 | 100.00% |

Several store cards are used for City business purchases in line with Council's Procurement Policy. A summary and detailed list of all September card transactions are provided below:

| Type | \$ | Purpose |
|----------------------|--------|---|
| Woolworths (5 cards) | 3,116 | Seniors centre, youth centre, marina, environmental education |
| Bunnings (18 cards) | 9,217 | Facilities, fleet, fire and emergency, parks & environmental, CARC, waste services, civil works, & marina |
| BP fuel cards | 25,047 | Plant and light fleet |

Local Procurement

The monthly statistics on local and regional procurement spend are summarised below, detailing the spend amounts and percentages relative to the total spend.

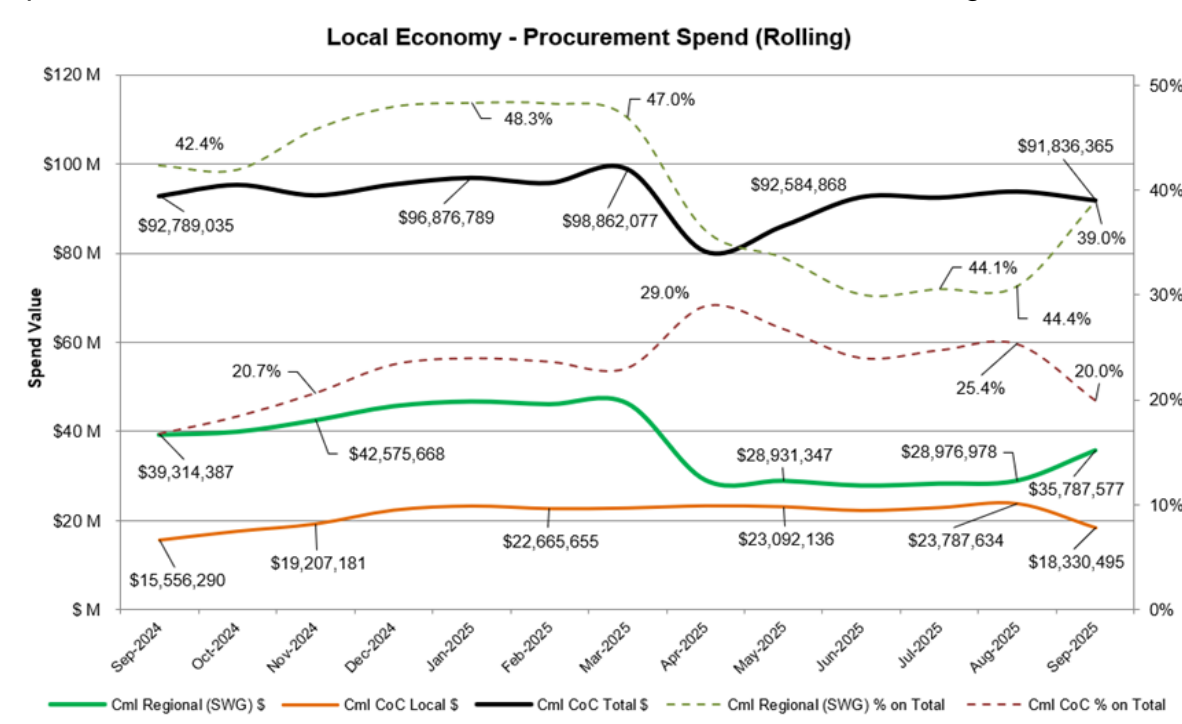
Procurement Report - Local Buy Summary & Trends

September 2025

| | | | | | | |
|-----------------------|----------------------|--------------|----------------------|--------|---------------------|----------|
| Monthly Statistics | CoC Local Spend | \$1,132,414 | CoC Local Value | 5.97% | CoC Local Qty | 27.20% |
| | Local/Regional Spend | \$13,977,787 | Local/Regional Value | 73.68% | Local/Regional Qty | 33.74% |
| Aboriginal Engagement | Suppliers used YTD | 11 | Orders raised YTD | 192 | Committed spend YTD | \$39,164 |

Local spending in Cockburn accounts for 5.97% of the City's monthly expenditure and 27.20% of procurement transactions. In the PSWMA region, monthly spend rises to 73.68%.

The following one-year rolling chart to September 2025 tracks the City's procurement spend with businesses located within Cockburn and the PSWMA region:



In September, the 12-month rolling local expenditure in Cockburn reached \$18.33 million, representing 20.0% of the City's total spend. Within the PSWWA region, this figure increased to \$35.79 million or 39.0% of the total spend.

This performance measurement aligns with the City's objectives under Council's Procurement Policy, specifically the "local and regional" principle, which emphasise a preference for local procurement.

Social Procurement

By September, the City had worked with eleven Aboriginal businesses, committing \$39,164 year-to-date.

Strategic Plans/Policy Implications

Local Economy

A sustainable and diverse local economy that attracts increased investment and provides local employment.

- Thriving local commercial centres, local businesses and tourism industry.

Listening & Leading

A community focused, sustainable, accountable and progressive organisation.

- Best practice Governance, partnerships and value for money.
- High quality and effective community engagement and customer service experiences.

Budget/Financial Implications

All payments have been included in the City's Annual Budget as approved and modified by Council.

Legal Implications

This item ensures compliance with s6.10(d) of the *Local Government Act 1995* and Regulations 12, 13, and 13A of the *Local Government (Financial Management) Regulations 1996*.

Community Consultation

N/A

Risk Management Implications

Council receives a statutory list of City payments made under delegation to meet operational and contractual needs, allowing for review and clarification as needed.

Advice to Proponent(s)/Submitters

N/A

Implications of Section 3.18(3) *Local Government Act 1995*

Nil

| 30 September 2025 PAYMENT LISTING | | | | | |
|-----------------------------------|----------------|--|--|------------|--------------|
| MUNICIPAL FUND | | | | | |
| Payment Number | Account Number | Payee Name | Payment Listing Description | Date | Alloc Amount |
| EF182269 | 10152 | Aust Services Union | Payroll Deductions | 1/09/2025 | 646.50 |
| EF182270 | 10154 | Australian Taxation Office | Payroll Deductions | 1/09/2025 | 636,164.58 |
| EF182271 | 10305 | Child Support Agency | Payroll Deductions | 1/09/2025 | 2,102.02 |
| EF182272 | 19726 | Health Insurance Fund Of Wa | Payroll Deductions | 1/09/2025 | 783.79 |
| EF182273 | 27874 | Smartsalary | Salary Packaging/Leasing Administration | 1/09/2025 | 14,713.10 |
| EF182274 | 28458 | Easi Group | Novated Leasing | 1/09/2025 | 18,071.07 |
| EF182275 | 28741 | The Local Government, Racing & Cemeteries Employees Union Wa Lgrceu | Union | 1/09/2025 | 48.00 |
| EF182276 | 28890 | Construction Forestry Mining Energy Union - Construction & G Cfmeu Wa - Construction | Payroll Deductions | 1/09/2025 | 30.00 |
| EF182621 | 10118 | Australia Post | Postage Charges | 2/09/2025 | 15,643.12 |
| EF182622 | 10239 | Busby Investments Pty Ltd. Budget Rent A Car - Perth | Motor Vehicle Hire | 2/09/2025 | 1,121.34 |
| EF182623 | 23570 | A Proud Landmark Pty Ltd | Landscape Construction Services | 2/09/2025 | 70,219.60 |
| EF182624 | 26987 | Cti Risk Management | Security - Cash Collection | 2/09/2025 | 694.15 |
| EF182625 | 28264 | Remondis Go Organics Pty Ltd | Organics Processing | 2/09/2025 | 53,830.49 |
| EF182626 | 99997 | Pardeep Chouhan | Reimbursement Of Fees - 25% Contribution | 2/09/2025 | 582.00 |
| EF182627 | 99997 | Family Day Care | Fdc Payments W/E 31/08/2025 | 4/09/2025 | 33,266.01 |
| EF182628 | 11333 | Shelford Constructions Pty Ltd | Construction Services A001492 | 9/09/2025 | 588,065.61 |
| EF182629 | 21946 | Ryan's Quality Meats | Meat Supplies | 9/09/2025 | 2,937.81 |
| EF182630 | 25800 | Telus Health (Australia) Pty Ltd Telus Health (Bg Australia) Pty Ltd | Employee Assistance Provider (Eap | 9/09/2025 | 2,750.00 |
| EF182631 | 26303 | Gecko Contracting Turf & Landscape Maintenance | Turf & Landscape Maintenance A000191 | 9/09/2025 | 481,473.66 |
| EF182632 | 26987 | Cti Risk Management | Security - Cash Collection | 9/09/2025 | 88.70 |
| EF182633 | 28521 | Inspired Development Solutions | Organisational Development | 9/09/2025 | 4,576.00 |
| EF182634 | 28624 | Safetyculture Pty Ltd | Software Development | 9/09/2025 | 9,504.00 |
| EF182635 | 28652 | Omnicom Media Group Australia Pty Ltd Omnicom Media Group Australia Pty Ltd (Mark | Media And Advertising Services | 9/09/2025 | 4,172.67 |
| EF182636 | 10152 | Aust Services Union | Payroll Deductions | 15/09/2025 | 673.00 |
| EF182637 | 10154 | Australian Taxation Office | Payroll Deductions | 15/09/2025 | 713,266.00 |
| EF182638 | 10305 | Child Support Agency | Payroll Deductions | 15/09/2025 | 3,043.96 |
| EF182639 | 19726 | Health Insurance Fund Of Wa | Payroll Deductions | 15/09/2025 | 756.35 |
| EF182640 | 27874 | Smartsalary | Salary Packaging/Leasing Administration | 15/09/2025 | 12,025.98 |
| EF182641 | 28458 | Easi Group | Novated Leasing | 15/09/2025 | 19,493.14 |
| EF182642 | 28741 | The Local Government, Racing & Cemeteries Employees Union Wa Lgrceu | Union | 15/09/2025 | 48.00 |
| EF182643 | 28890 | Construction Forestry Mining Energy Union - Construction & G Cfmeu Wa - Construction | Payroll Deductions | 15/09/2025 | 30.00 |
| EF182644 | 99996 | Platinum Automotives Pty Ltd | Rates and Property related EFT Refunds | 11/09/2025 | 295.00 |
| EF182645 | 99996 | Padmaja Akula | Rates and Property related EFT Refunds | 11/09/2025 | 222.00 |
| EF182646 | 99996 | Burgess Rawson Pty Ltd | Rates and Property related EFT Refunds | 11/09/2025 | 2,378.46 |
| EF182647 | 99996 | Lixia Huang | Rates and Property related EFT Refunds | 11/09/2025 | 180.34 |
| EF182648 | 99996 | The Pier Group T/A Cs Legal | Rates and Property related EFT Refunds | 11/09/2025 | 209.00 |
| EF182649 | 99996 | Ron Eikelboom | Rates and Property related EFT Refunds | 11/09/2025 | 226.17 |
| EF182650 | 99996 | Apex Building (Aus) Pty Ltd | Rates and Property related EFT Refunds | 11/09/2025 | 1,626.66 |
| EF182651 | 99996 | Ab Lloyd Pty Ltd | Rates and Property related EFT Refunds | 11/09/2025 | 171.65 |
| EF182652 | 99996 | Sinead Ann Hamilton | Rates and Property related EFT Refunds | 11/09/2025 | 313.69 |
| EF182653 | 99996 | Sinead Ann Hamilton | Rates and Property related EFT Refunds | 11/09/2025 | 533.27 |
| EF182654 | 99996 | Paul Craine | Rates and Property related EFT Refunds | 11/09/2025 | 617.19 |
| EF182655 | 99996 | Robert John Diener | Rates and Property related EFT Refunds | 11/09/2025 | 199.48 |
| EF182656 | 99996 | Tricia-Lee Pinfold | Rates and Property related EFT Refunds | 11/09/2025 | 534.78 |
| EF182657 | 99996 | Next Vision Real Estate | Rates and Property related EFT Refunds | 11/09/2025 | 1,704.00 |
| EF182658 | 99996 | Cona Mangano | Rates and Property related EFT Refunds | 11/09/2025 | 46,430.00 |
| EF182659 | 99996 | Amir Konsowa | Rates and Property related EFT Refunds | 11/09/2025 | 2,613.28 |
| EF182660 | 99996 | Mitchell Ross Smith | Rates and Property related EFT Refunds | 11/09/2025 | 548.80 |
| EF182661 | 99996 | Jon K H Boxer | Rates and Property related EFT Refunds | 11/09/2025 | 528.52 |
| EF182662 | 99996 | Maureen R Mckercher | Rates and Property related EFT Refunds | 11/09/2025 | 104.87 |
| EF182663 | 99996 | Mark Justiniani | Rates and Property related EFT Refunds | 11/09/2025 | 495.70 |

| | | | | | |
|----------|-------|--|--|------------|--------------|
| EF182664 | 99996 | Angela J Purcell | Rates and Property related EFT Refunds | 11/09/2025 | 2,620.94 |
| EF182665 | 99996 | Tay Teck Hua | Rates and Property related EFT Refunds | 11/09/2025 | 1,932.18 |
| EF182666 | 99996 | Katherine E Trevenen | Rates and Property related EFT Refunds | 11/09/2025 | 115.61 |
| EF182667 | 99996 | Raymond S Maarsse | Rates and Property related EFT Refunds | 11/09/2025 | 2,669.31 |
| EF182668 | 99996 | Tony Pittorini | Rates and Property related EFT Refunds | 11/09/2025 | 6,000.00 |
| EF182669 | 99996 | Lesley Barnard | Rates and Property related EFT Refunds | 11/09/2025 | 20.25 |
| EF182670 | 10047 | Alinta Energy | Natural Gas & Electricity Supply | 15/09/2025 | 69,478.58 |
| EF182671 | 11794 | Synergy | Electricity Usage/Supplies | 15/09/2025 | 408,256.50 |
| EF182672 | 28571 | Perth Energy Pty Ltd | Energy Supply | 15/09/2025 | 9,944.72 |
| EF182673 | 10590 | Department Of Fire And Emergency Services | Esl Levy & Related Costs | 22/09/2025 | 6,857,287.75 |
| EF182674 | 11758 | Req Officers Do Not Use - Water Corp Utility Account Only - Please Refer To 11760 WH | Water Usage / Sundry Charges | 15/09/2025 | 8,176.56 |
| EF182675 | 11760 | Water Corporation | Sewer Easement | 15/09/2025 | 370.95 |
| EF182676 | 88888 | Reno Specia | Bond Refund | 15/09/2025 | 500.00 |
| EF182677 | 99997 | Port Coogee Community Association | Reimbursement For Po Box | 15/09/2025 | 160.75 |
| EF182678 | 99997 | David Kew | Verge Rebate | 15/09/2025 | 500.00 |
| EF182679 | 99997 | Hooiling Fong | Waterwise Rebate | 15/09/2025 | 250.00 |
| EF182680 | 99997 | Nelson Mauricio | Travel Reimbursement | 15/09/2025 | 196.56 |
| EF182681 | 99997 | Ms Phillipa Shepherd | Sanitary Product Rebate | 15/09/2025 | 50.00 |
| EF182682 | 99997 | Jane House | Refund Request From Dca13 Reserve | 15/09/2025 | 4,361.64 |
| EF182683 | 99997 | Mrs Elisha Middleton | Sanitary Product Rebate | 15/09/2025 | 50.00 |
| EF182684 | 99997 | Ms Puay Choo Tan | Compost Bin Rebate | 15/09/2025 | 50.00 |
| EF182685 | 99997 | Mr Anup Paudel | Compost Bin Rebate | 15/09/2025 | 50.00 |
| EF182686 | 99997 | Lana Jalal | Refund Of Seniors Centre Shopping | 15/09/2025 | 218.81 |
| EF182687 | 99997 | Mr Mattlin Librizzi | Bird Bath Rebate | 15/09/2025 | 24.75 |
| EF182688 | 99997 | Rm And Sa Zalewski | Bird Bath Rebate Refund | 15/09/2025 | 49.99 |
| EF182689 | 99997 | Sarah Knape | Bird Bath Rebate Refund | 15/09/2025 | 29.50 |
| EF182690 | 99997 | Beatrice Phoebe Soares | Bird Bath Rebate Refund | 15/09/2025 | 44.27 |
| EF182691 | 99997 | Saahhil Kohli | Crossover Rebate Refund | 15/09/2025 | 500.00 |
| EF182692 | 99997 | Mario & Gloria Da Luz | Crossover Rebate Refund | 15/09/2025 | 500.00 |
| EF182693 | 99997 | Erin Freyer | Employee Reimbursement - Volunteer Dinne | 15/09/2025 | 260.64 |
| EF182694 | 99997 | Samantha R Zawal | Sanitary Product Rebate Refund | 15/09/2025 | 49.17 |
| EF182695 | 99997 | Rafeena Boyle | Event Supplies For Sustainability Events | 15/09/2025 | 58.30 |
| EF182696 | 99997 | Spearwood Alternative School | Sustainability Grant | 15/09/2025 | 2,986.50 |
| EF182697 | 99997 | Our Veterans Forge Inc | Small Events Sponsorship 2526-Ses10 | 15/09/2025 | 1,388.00 |
| EF182698 | 99997 | Kristen Stegnjaic | Donation: Sicuso Dance Studio Fundraiser | 15/09/2025 | 200.00 |
| EF182699 | 99997 | Cockburn Senior Citizens Association Inc | Annual Donation: Council Decision 12 Aug | 15/09/2025 | 10,532.00 |
| EF182700 | 99997 | Cody Vujcic | Individual Sponsorship For Cody Vujcic | 15/09/2025 | 800.00 |
| EF182701 | 99997 | Suzanna Burston | Booking Cancelled - Refund Requested | 15/09/2025 | 182.00 |
| EF182702 | 99997 | Cockburn Cricket Club | Annual Donation: Council Decision 12 Aug | 15/09/2025 | 1,500.00 |
| EF182703 | 99997 | Rafeena Boyle | Employee Reimbursement | 15/09/2025 | 42.70 |
| EF182704 | 99997 | Rspca Wa | Small Events Sponsorship 2526-Ses07 | 15/09/2025 | 3,294.65 |
| EF182705 | 99997 | Nenad And Vesna Milanovic | Reimbursement - Wwc Check & Teddy Bear | 15/09/2025 | 97.00 |
| EF182706 | 27492 | Superchoice Services Pty Limited | Payroll Deductions | 11/09/2025 | 1,251,578.02 |
| EF182707 | 10058 | Alsco Pty Ltd | Hygiene Services/Supplies | 15/09/2025 | 323.22 |
| EF182708 | 10082 | Armandos Sports | Sporting Goods | 15/09/2025 | 4,696.82 |
| EF182709 | 10086 | Arteil Wa Pty Ltd | Ergonomic Chairs | 15/09/2025 | 847.00 |
| EF182710 | 10097 | Blackwoods Atkins | Engineering Supplies | 15/09/2025 | 1,341.64 |
| EF182711 | 10118 | Australia Post | Postage Charges | 15/09/2025 | 8,722.41 |
| EF182712 | 10184 | Benara Nurseries | Plants | 15/09/2025 | 2,189.88 |
| EF182713 | 10207 | Boc Gases | Gas Supplies | 15/09/2025 | 2,752.83 |
| EF182714 | 10221 | Bp Australia Pty Ltd | Diesel/Petrol Supplies | 15/09/2025 | 27,176.27 |
| EF182715 | 10226 | Bridgestone Australia Ltd | Tyre Services | 15/09/2025 | 44,535.73 |
| EF182716 | 10246 | Bunnings Building Supplies Pty Ltd | Hardware Supplies | 15/09/2025 | 3,064.80 |
| EF182717 | 10333 | Cjd Equipment Pty Ltd | Hardware Supplies | 15/09/2025 | 2,200.99 |
| EF182718 | 10352 | Cockburn Bowling & Recreational Club Inc Cockburn Barc | Recreation Club | 15/09/2025 | 200.00 |
| EF182719 | 10353 | Cockburn Cement Ltd | Cement And Lime | 15/09/2025 | 1,047.20 |
| EF182720 | 10359 | Cockburn Painting Service | Painting Supplies/Services | 15/09/2025 | 15,072.20 |

| | | | | | |
|----------|-------|--|--|------------|------------|
| EF182721 | 10384 | Proglity Pty Ltd | Communication Services | 15/09/2025 | 109,834.51 |
| EF182722 | 10483 | Landgate | Mapping/Land Title Searches | 15/09/2025 | 1,529.58 |
| EF182723 | 10526 | E & Mj Rosher Pty Ltd | Mower Equipment | 15/09/2025 | 2,942.61 |
| EF182724 | 10535 | Workpower Incorporated | Employment Services - Planting | 15/09/2025 | 939.84 |
| EF182725 | 10589 | Fines Enforcement Registry | Fines Enforcement Fees | 15/09/2025 | 2,920.50 |
| EF182726 | 10655 | Ghd Pty Ltd | Consultancy Services | 15/09/2025 | 10,890.00 |
| EF182727 | 10683 | Gronbek Security | Locksmith Services | 15/09/2025 | 1,330.31 |
| EF182728 | 10776 | Italia Stone Group Pty Ltd | Construction And Quarrying A001572 | 15/09/2025 | 481,604.30 |
| EF182729 | 10794 | Jason Signmakers | Signs | 15/09/2025 | 4,617.31 |
| EF182730 | 10827 | Kelyn Training Services | Training Services | 15/09/2025 | 2,450.00 |
| EF182731 | 10923 | Major Motors Pty Ltd | Repairs/Maintenance Services | 15/09/2025 | 2,274.47 |
| EF182732 | 10991 | Beacon Equipment | Mowing Equipment | 15/09/2025 | 2,174.80 |
| EF182733 | 11036 | Northlake Electrical Pty Ltd | Electrical Services | 15/09/2025 | 67,871.19 |
| EF182734 | 11152 | Fulton Hogan Industries Pty Ltd | Road Maintenance | 15/09/2025 | 6,336.00 |
| EF182735 | 11235 | Reinforced Concrete Pipes Pty Ltd | Concrete Pipe Supplies | 15/09/2025 | 3,025.00 |
| EF182736 | 11307 | Satellite Security Services Pty Ltd | Security Services | 15/09/2025 | 8,247.10 |
| EF182737 | 11387 | Bibra Lake Soils | Soil & Limestone Supplies | 15/09/2025 | 180.00 |
| EF182738 | 11399 | South Coogee Volunteer Bushfire Brigade | Expense Reimbursements | 15/09/2025 | 1,815.99 |
| EF182739 | 11425 | Resource Recovery Group | Waste Disposal Gate Fees | 15/09/2025 | 165.00 |
| EF182740 | 11449 | Spearwood Florist Ultimate Co Pty Ltd | Floral Arrangements | 15/09/2025 | 225.00 |
| EF182741 | 11470 | Sportsworld Of Wa | Sport Supplies | 15/09/2025 | 3,390.75 |
| EF182742 | 11483 | St John Ambulance Aust Wa Operations | First Aid Courses | 15/09/2025 | 2,449.00 |
| EF182743 | 11505 | State Library Of Western Australia | Book Supplies | 15/09/2025 | 10,164.00 |
| EF182744 | 11531 | Sunny Industrial Brushware Pty Ltd | Brush/Road Broom Supplies | 15/09/2025 | 121.00 |
| EF182745 | 11619 | Titan Ford | Purchase Of Vehicles & Servicing | 15/09/2025 | 513.75 |
| EF182746 | 11625 | Nutrien Water | Reticulation Supplies | 15/09/2025 | 7,745.32 |
| EF182747 | 11642 | Trailer Parts Pty Ltd | Trailer Parts | 15/09/2025 | 706.22 |
| EF182748 | 11699 | Vernon Design Group | Architectural Services | 15/09/2025 | 500.00 |
| EF182749 | 11789 | Walga | Advertising/Training Services | 15/09/2025 | 2,684.00 |
| EF182750 | 11793 | Western Irrigation Pty Ltd | Irrigation Services/Supplies | 15/09/2025 | 17,168.66 |
| EF182751 | 11795 | Western Power | Street Lighting Installation & Service | 15/09/2025 | 2,640.00 |
| EF182752 | 12153 | Hays Personnel Services Pty Ltd | Employment Services | 15/09/2025 | 29,040.78 |
| EF182753 | 12207 | Civica Pty Ltd | Software Support/Licence Fees | 15/09/2025 | 13,798.40 |
| EF182754 | 12672 | Norman Disney & Young | Consultancy Services | 15/09/2025 | 6,441.60 |
| EF182755 | 13475 | The Trustee For Burgess Rawson Wa Unit Trust Burgess Rawson (Wa) Pty Ltd | Property Management | 15/09/2025 | 41,217.46 |
| EF182756 | 13825 | Jackson Mcdonald | Legal Services | 15/09/2025 | 18,661.50 |
| EF182757 | 14350 | Baileys Fertiliser | Fertiliser Supplies | 15/09/2025 | 1,919.50 |
| EF182758 | 15393 | Stratagreen | Hardware Supplies | 15/09/2025 | 303.64 |
| EF182759 | 15587 | Benestar Group Pty Ltd Previously: Davidson Trahaire Corpsych | Training Services | 15/09/2025 | 2,425.50 |
| EF182760 | 15772 | The Trustee For The Parker Black & Forrest Unit Trust Parker Black & Forrest | Architectural Door Hardware Distributor | 15/09/2025 | 386.80 |
| EF182761 | 15850 | Ecoscape Australia Pty Ltd | Environmental Consultancy | 15/09/2025 | 5,060.00 |
| EF182762 | 16064 | Cms Engineering | Airconditioning Services | 15/09/2025 | 37,273.20 |
| EF182763 | 16107 | Wren Oil | Waste Disposal Services | 15/09/2025 | 422.40 |
| EF182764 | 16698 | Tidy Up | Rubbish Removal | 15/09/2025 | 1,156.00 |
| EF182765 | 16979 | Japanese Truck And Bus Spares Pty Ltd | Spare Parts - Automotive | 15/09/2025 | 1,616.25 |
| EF182766 | 17345 | Kennards Hire - Myaree | Equipment Hire | 15/09/2025 | 2,099.00 |
| EF182767 | 18114 | Bollig Design Group P/L | Architectural Services | 15/09/2025 | 7,150.00 |
| EF182768 | 18126 | Dell Australia Pty Ltd | Computer Hardware | 15/09/2025 | 2,334.04 |
| EF182769 | 18272 | Austraclear Limited | Investment Services | 15/09/2025 | 115.73 |
| EF182770 | 18286 | Iw Projects Pty Ltd | Consultancy Services - Civil Engineering | 15/09/2025 | 12,388.75 |
| EF182771 | 18799 | Down To Earth Training & Assessing | Training Services | 15/09/2025 | 6,600.00 |
| EF182772 | 18962 | Sealanes (1985) P/L | Catering Supplies | 15/09/2025 | 2,555.16 |
| EF182773 | 19533 | Woolworths Group Ltd (Woolworths & Big W) | Groceries | 15/09/2025 | 850.53 |
| EF182774 | 20000 | Aust West Auto Electrical Pty Ltd | Auto Electrical Services | 15/09/2025 | 29,379.56 |
| EF182775 | 20146 | Data#3 Limited | Contract It Personnel & Software | 15/09/2025 | 562.10 |
| EF182776 | 21791 | The Leisure Institute Of Wa (Aquatics) Inc. | Professional Organisation | 15/09/2025 | 5,336.65 |
| EF182777 | 22112 | Fremantle Men's Community Shed Inc | Woodwork/Metalwork | 15/09/2025 | 880.00 |

| | | | | | |
|----------|-------|---|--|------------|------------|
| EF182778 | 22388 | Carrington's Traffic Services | Traffic Management Services | 15/09/2025 | 1,562.88 |
| EF182779 | 22553 | Brownes Food Operations | Catering Supplies | 15/09/2025 | 278.49 |
| EF182780 | 22623 | Landmark Products Ltd | Landscape Infrastructure | 15/09/2025 | 34,922.25 |
| EF182781 | 22658 | South East Regional Centre For Urban Landcare Inc (Sercul) | Urban Landcare Services | 15/09/2025 | 5,345.51 |
| EF182782 | 22681 | Abbey Blinds & Curtains | Blinds | 15/09/2025 | 1,734.70 |
| EF182783 | 22806 | Chevron Australia Downstream Fuels Pty Ltd | Fuel Supplies A000001 | 15/09/2025 | 134,790.93 |
| EF182784 | 22854 | Lgiswa | Insurance Premiums | 15/09/2025 | 1,000.00 |
| EF182785 | 22903 | Unique International Recoveries Lic | Debt Collectors | 15/09/2025 | 268.80 |
| EF182786 | 23351 | Cockburn Gp Super Clinic Limited T/A Cockburn Integrated Health | Leasing Fees | 15/09/2025 | 1,552.29 |
| EF182787 | 23457 | Totally Workwear Fremantle | Clothing - Uniforms | 15/09/2025 | 2,292.58 |
| EF182788 | 23570 | A Proud Landmark Pty Ltd | Landscape Construction Services | 15/09/2025 | 21,983.50 |
| EF182789 | 24527 | Australian Association For Environmental Education (Wa Chapt | Course Registration | 15/09/2025 | 55.00 |
| EF182790 | 24557 | Aveling | Consultancy Services | 15/09/2025 | 2,915.00 |
| EF182791 | 24619 | Vibrant Mcs Pty Ltd Mcs Security | Security Services | 15/09/2025 | 15,475.68 |
| EF182792 | 24655 | Automasters Spearwood | Vehicle Servicing | 15/09/2025 | 3,711.10 |
| EF182793 | 24974 | Scott Print | Printing Services | 15/09/2025 | 4,356.00 |
| EF182794 | 25063 | Superior Pak Pty Ltd | Vehicle Maintenance | 15/09/2025 | 303.28 |
| EF182795 | 25102 | Fremantle Mobile Welding | Welding Services | 15/09/2025 | 1,562.00 |
| EF182796 | 25121 | Imagesource Digital Solutions | Billboards | 15/09/2025 | 3,072.52 |
| EF182797 | 25264 | Acurix Networks Pty Ltd | Wifi Access Service | 15/09/2025 | 7,722.63 |
| EF182798 | 25418 | Cs Legal | Legal Services | 15/09/2025 | 2,338.19 |
| EF182799 | 25586 | Envirovap Pty Ltd | Hire Of Leachate Units | 15/09/2025 | 4,507.25 |
| EF182800 | 25813 | Lg Connect Pty Ltd | Erp Systems Development | 15/09/2025 | 3,675.53 |
| EF182801 | 26114 | Grace Records Management | Records Management Services | 15/09/2025 | 1,518.37 |
| EF182802 | 26121 | Cockburn Community Men's Shed Inc | Fabrication Services | 15/09/2025 | 65,117.00 |
| EF182803 | 26162 | Randstad Pty Ltd | Employment Services | 15/09/2025 | 232.51 |
| EF182804 | 26257 | Paperbark Technologies Pty Ltd | Arboricultural Consultancy Services | 15/09/2025 | 72,342.58 |
| EF182805 | 26303 | Gecko Contracting Turf & Landscape Maintenance | Turf & Landscape Maintenance | 15/09/2025 | 3,410.00 |
| EF182806 | 26403 | Ches Power Group Pty Ltd | Engineering Solutions / Back Up Generato | 15/09/2025 | 759.00 |
| EF182807 | 26470 | Scp Conservation | Fencing Services | 15/09/2025 | 20,968.20 |
| EF182808 | 26623 | Cromag Pty Ltd (Sigma Chemicals) Sigma Telford Group | Chemicals - Pool | 15/09/2025 | 1,623.69 |
| EF182809 | 26626 | Senversa Pty Ltd | Environmental Auditing | 15/09/2025 | 21,450.00 |
| EF182810 | 26705 | Creative Adm | Marketing Services | 15/09/2025 | 1,962.40 |
| EF182811 | 26735 | Shane McMaster Surveys | Survey Services | 15/09/2025 | 2,750.00 |
| EF182812 | 26782 | Soft Landing | Recycling Services | 15/09/2025 | 6,619.60 |
| EF182813 | 26811 | Romeri Motor Trimmers | Upholstery Repair | 15/09/2025 | 400.00 |
| EF182814 | 26827 | Good Samaritan Industries | Business Mail House Solutions, Warehousi | 15/09/2025 | 5,603.40 |
| EF182815 | 26843 | Ergolink | Ergonomic Office Furniture | 15/09/2025 | 2,173.00 |
| EF182816 | 26888 | Media Engine | Graphic Design, Marketing, Video Product | 15/09/2025 | 18,285.00 |
| EF182817 | 26901 | Alyka Pty Ltd | Digital Consultancy And Web Development | 15/09/2025 | 660.00 |
| EF182818 | 26923 | Woodlands | Rubbish Collection Equipment | 15/09/2025 | 37,232.69 |
| EF182819 | 26946 | Av Truck Services Pty Ltd | Truck Dealership | 15/09/2025 | 389.04 |
| EF182820 | 26987 | Cti Risk Management | Security - Cash Collection | 15/09/2025 | 1,739.30 |
| EF182821 | 27002 | Cockburn Party Hire | Hire Services | 15/09/2025 | 711.40 |
| EF182822 | 27010 | Quantum Building Services Pty Ltd | Building Maintenance | 15/09/2025 | 12,764.75 |
| EF182823 | 27011 | Baileys Marine Fuel Australia | Fuel | 15/09/2025 | 5,823.85 |
| EF182824 | 27031 | Downer Edi Works Pty Ltd | Asphalt Services | 15/09/2025 | 176.12 |
| EF182825 | 27046 | Tfh Hire Services Pty Ltd | Hire Fencing | 15/09/2025 | 2,711.28 |
| EF182826 | 27054 | Vocus Pty Ltd | Telecommunications | 15/09/2025 | 71,720.33 |
| EF182827 | 27059 | Frontline Fire & Rescue Equipment | Manufacture-Fire Vehicles/Equipment | 15/09/2025 | 3,144.07 |
| EF182828 | 27065 | Westbooks | Books | 15/09/2025 | 1,623.46 |
| EF182829 | 27082 | Kulbardi Pty Ltd | Stationery Supplies | 15/09/2025 | 1,120.18 |
| EF182830 | 27154 | Veolia Recycling & Recovery Pty Ltd | Waste Services | 15/09/2025 | 2,341.41 |
| EF182831 | 27177 | Rentokil Initial Pty Ltd (Initial Hygiene) | Hygiene | 15/09/2025 | 9,351.91 |
| EF182832 | 27198 | Green Promotions Pty Ltd | Promotional Supplies | 15/09/2025 | 690.25 |
| EF182833 | 27241 | Landscape Elements | Landscaping Services | 15/09/2025 | 48,444.92 |
| EF182834 | 27243 | Arjohuntleigh Pty Ltd | Supply, Repairs Health Equipemnt | 15/09/2025 | 352.00 |

| | | | | | |
|----------|-------|---|--|------------|------------|
| EF182835 | 27246 | Veale Auto Parts | Spare Parts Mechanical | 15/09/2025 | 147.30 |
| EF182836 | 27288 | Urbis | Consultancy - Property | 15/09/2025 | 7,293.00 |
| EF182837 | 27322 | Visions Photo | Photographic Services | 15/09/2025 | 550.00 |
| EF182838 | 27334 | Westcare Print | Printing Services | 15/09/2025 | 540.80 |
| EF182839 | 27362 | The Mighty Booths | Photobooth | 15/09/2025 | 600.00 |
| EF182840 | 27377 | Accidental Health And Safety - Perth | First Aid Supplies | 15/09/2025 | 1,511.78 |
| EF182841 | 27423 | Mechanical Project Services Pty Ltd | Airconditioning Services | 15/09/2025 | 302.50 |
| EF182842 | 27437 | Pb Reticulation & Maintenance Services Pty Ltd | Irrigation Services | 15/09/2025 | 1,051.05 |
| EF182843 | 27438 | Ertech Pty Ltd | Engineering Civil | 15/09/2025 | 35,018.80 |
| EF182844 | 27518 | Kyocera Document Solutions Australia Pty Ltd | Photocopying Machines | 15/09/2025 | 4,870.13 |
| EF182845 | 27524 | David Wills And Associates | Engineering Services | 15/09/2025 | 3,410.00 |
| EF182846 | 27548 | Standing Fork | Catering | 15/09/2025 | 9,731.70 |
| EF182847 | 27566 | Thuroona Services | Asbestos Removal | 15/09/2025 | 385.00 |
| EF182848 | 27575 | Shred X Secure Destruction | Document Destruction | 15/09/2025 | 170.02 |
| EF182849 | 27613 | Redimed Pty Ltd | Medical & Health Services | 15/09/2025 | 66.00 |
| EF182850 | 27617 | Atturra Business Applications | Consultancy - It | 15/09/2025 | 13,475.00 |
| EF182851 | 27631 | Aquatic Services Wa Pty Ltd | Pool Equipment & Maintenance | 15/09/2025 | 4,468.99 |
| EF182852 | 27635 | Mammoth Security Signature Security Group | Security | 15/09/2025 | 56.89 |
| EF182853 | 27636 | Rackmart Pty Ltd | Storage Supplies | 15/09/2025 | 671.63 |
| EF182854 | 27695 | Qtm Pty Ltd | Traffic Management | 15/09/2025 | 16,952.06 |
| EF182855 | 27722 | Metra Australia | Software A001570 | 15/09/2025 | 336,600.00 |
| EF182856 | 27748 | The Trustee For Pdt Unit Trust Professional Development Training Pty Ltd Atf Pdt Unit | Training Services | 15/09/2025 | 4,400.00 |
| EF182857 | 27757 | Ground Support Systems (Aust) | Shoring Equipment | 15/09/2025 | 660.00 |
| EF182858 | 27819 | Axiis Contracting Pty Ltd | Concrete Works A001074 | 15/09/2025 | 173,497.43 |
| EF182859 | 27829 | Smec Australia Pty Ltd | Consultancy - Engineering | 15/09/2025 | 3,304.40 |
| EF182860 | 27850 | Dowsing Group Pty Ltd | Concreting Services | 15/09/2025 | 2,310.00 |
| EF182861 | 27885 | Stevens Mcgann Willcock And Copping Pty Ltd | Consultancy - Mechanical Engineering | 15/09/2025 | 6,820.00 |
| EF182862 | 27890 | Tabec Pty Ltd | Engineering Services | 15/09/2025 | 14,960.00 |
| EF182863 | 27908 | Raubex Construction | Engineering Civil | 15/09/2025 | 41,334.91 |
| EF182864 | 27914 | Fleetcare | Software | 15/09/2025 | 22.00 |
| EF182865 | 27917 | Go Doors Advanced Automation | Door Maintenance & Repair | 15/09/2025 | 14,009.59 |
| EF182866 | 27963 | Buffalo Solutions | Training | 15/09/2025 | 8,349.00 |
| EF182867 | 27965 | Stantec Australia Pty Ltd | Engineering Services | 15/09/2025 | 1,268.30 |
| EF182868 | 27969 | Perfect Gym Solutions | Software For Gym's | 15/09/2025 | 423.17 |
| EF182869 | 27993 | Officeeasy Pty Ltd Mclernons Business Base | Office Furniture | 15/09/2025 | 2,273.00 |
| EF182870 | 28034 | Visual Workwear | Ppe | 15/09/2025 | 770.65 |
| EF182871 | 28049 | Copy Magic | Printing Services | 15/09/2025 | 2,610.90 |
| EF182872 | 28168 | Sifting Sands | Sand Cleaning | 15/09/2025 | 23,410.11 |
| EF182873 | 28184 | Spearwood Veterinary Hospital | Veterinary Hospital | 15/09/2025 | 75.00 |
| EF182874 | 28191 | Enviro Sweep | Sweeping Services | 15/09/2025 | 5,021.51 |
| EF182875 | 28201 | Select Fresh | Food Supplies | 15/09/2025 | 449.53 |
| EF182876 | 28215 | Complete Office Supplies Pty Ltd | Stationery | 15/09/2025 | 108.59 |
| EF182877 | 28218 | Laminar Capital Pty Ltd | Financial Services | 15/09/2025 | 2,860.00 |
| EF182878 | 28231 | Typeset Pty Ltd | Editorial And Business Communications Se | 15/09/2025 | 2,640.00 |
| EF182879 | 28235 | Otium Planning Group Pty Ltd | Management Consulting | 15/09/2025 | 11,440.00 |
| EF182880 | 28241 | Swift Flow Pty Ltd | Plumbing | 15/09/2025 | 3,107.98 |
| EF182881 | 28248 | Tesg Building Surveyors Pty Ltd | Building Survey | 15/09/2025 | 3,630.00 |
| EF182882 | 28265 | Tree Care Wa | Vegetation Maintenance Services | 15/09/2025 | 96,033.32 |
| EF182883 | 28277 | Gesha Coffee Co | Coffee Supplies | 15/09/2025 | 1,688.20 |
| EF182884 | 28284 | Urban Jungle Indoor Rock Climbing | Rock Climbing | 15/09/2025 | 464.00 |
| EF182885 | 28318 | Ati-Mirage | Training | 15/09/2025 | 4,631.00 |
| EF182886 | 28351 | Clever Designs Uniforms | Clothing | 15/09/2025 | 1,652.00 |
| EF182887 | 28359 | P&M Automotive Equipment | Hoist Servicing | 15/09/2025 | 426.14 |
| EF182888 | 28381 | Sandwai Pty Ltd | Software | 15/09/2025 | 3,644.03 |
| EF182889 | 28407 | Engine Protection Equipment Pty Ltd | Spare Parts | 15/09/2025 | 108.37 |
| EF182890 | 28409 | Sanpoint Pty Ltd (Ld Total) | Landscape Services | 15/09/2025 | 4,547.40 |
| EF182891 | 28428 | Wa Bolts Pty Ltd | Fixings & Fasteners | 15/09/2025 | 433.55 |

| | | | | | |
|----------|-------|---|--|------------|-----------|
| EF182892 | 28437 | Building & Industrial Cleaning Services | Cleaning Services | 15/09/2025 | 293.26 |
| EF182893 | 28454 | Aussie Natural Spring Water | Water Supplies | 15/09/2025 | 368.22 |
| EF182894 | 28505 | Maltia Caffè The Trustee For Caruana Family Trust | Cafe And Catering Services | 15/09/2025 | 332.50 |
| EF182895 | 28516 | Classic Hire | Equipment Hire | 15/09/2025 | 2,999.83 |
| EF182896 | 28517 | Robowash Pty Ltd | Automatic Cleaning System Manufacturer | 15/09/2025 | 1,045.00 |
| EF182897 | 28522 | Bing Technologies Pty Ltd | Mailing Services | 15/09/2025 | 138.61 |
| EF182898 | 28532 | Oil & Energy Pty. Ltd. | Lubricant Supplier | 15/09/2025 | 367.09 |
| EF182899 | 28568 | Solo Resource Recovery | Waste & Recycling Collection Services | 15/09/2025 | 26,751.45 |
| EF182900 | 28569 | Choiceone Pty Ltd | Recruitment Services | 15/09/2025 | 6,506.48 |
| EF182901 | 28584 | Ausco Modular Pty Ltd | Hire Services | 15/09/2025 | 2,603.88 |
| EF182902 | 28612 | Pickleball West | Pickleball Equipment Sales | 15/09/2025 | 854.95 |
| EF182903 | 28621 | Imprint Plastic | Printing | 15/09/2025 | 75.35 |
| EF182904 | 28632 | Total Connections Pty Ltd | Hose, Hydraulics & Fire Protection Servi | 15/09/2025 | 1,577.11 |
| EF182905 | 28652 | Omnicom Media Group Australia Pty Ltd Omnicom Media Group Australia Pty Ltd (Mark | Media And Advertising Services | 15/09/2025 | 1,969.08 |
| EF182906 | 28686 | Aged & Community Care Providers Association Ltd | Care Services | 15/09/2025 | 2,485.80 |
| EF182907 | 28708 | Ultimo Catering & Events Pty Ltd | Catering & Events | 15/09/2025 | 2,256.00 |
| EF182908 | 28758 | Cwc Consultants Pty Ltd | Electrical Consultant | 15/09/2025 | 8,745.00 |
| EF182909 | 28767 | The Trustee For Bugbusters Unit Trust Bug Busters | Pest Control | 15/09/2025 | 968.00 |
| EF182910 | 28781 | Priority 1 Fire And Safety Pty Ltd | Emergency Response Training, Products An | 15/09/2025 | 1,650.00 |
| EF182911 | 28799 | Pretzos Holdings Pty Ltd Coastline Mowers | Sales And Repairs Of Agricultural Machin | 15/09/2025 | 2,192.95 |
| EF182912 | 28800 | Bolinda Digital Pty Ltd | Audiobook Publishing And Technology | 15/09/2025 | 1,087.25 |
| EF182913 | 28815 | Weldplas And Services Pty Ltd | Construction - Plastic Fabrication | 15/09/2025 | 3,229.00 |
| EF182914 | 28822 | Yidarra Group Pty Ltd | Yidarra Group | 15/09/2025 | 1,595.00 |
| EF182915 | 28823 | Synergy Business Systems Pty Ltd Boss Industrial | Industrial Supply | 15/09/2025 | 866.14 |
| EF182916 | 28852 | Cti Couriers Pty Ltd | Courier Services | 15/09/2025 | 2,255.04 |
| EF182917 | 28862 | M & B Excavations Pty Ltd | Civil Construction | 15/09/2025 | 8,536.00 |
| EF182918 | 28866 | Allflow Industrial Australia Pty Ltd Allflow Industrial | Waste Water Processing | 15/09/2025 | 1,078.00 |
| EF182919 | 28867 | Overdrive Australia Pty Ltd | Platform And App Provider. Seller Of Dig | 15/09/2025 | 1,009.42 |
| EF182920 | 28874 | The Trustee For Alara Trust Earthside Eco Bums | Earthside Eco Bums Cloth Nappy Education | 15/09/2025 | 231.00 |
| EF182921 | 28875 | Engenuity Engineering Pty Ltd | Engineering Consultant | 15/09/2025 | 880.00 |
| EF182922 | 28897 | Mcleods Lawyers Pty Ltd Mcleods Lawyers | Legal Service | 15/09/2025 | 7,737.40 |
| EF182923 | 28906 | Chg-Meridan Australia Pty Limited | Leasing | 15/09/2025 | 53,768.07 |
| EF182924 | 28914 | Potholes Perth Wa Pty Ltd Potholes Perth | Asphalt Repairs Make Road Safes | 15/09/2025 | 2,289.50 |
| EF182925 | 28941 | The Trustee For Dupagne Family Trust | Joinery | 15/09/2025 | 17,220.50 |
| EF182926 | 28944 | Dexana Pty Ltd Dexana Pty Ltd | Wholesaler - Digital Clocks | 15/09/2025 | 5,291.00 |
| EF182927 | 28947 | Baroness Holdings Pty Ltd Tree Planting And Watering | Tree Watering | 15/09/2025 | 207.79 |
| EF182928 | 29000 | Tradecorp Acquisition Co. Pty Ltd Tradecorp Acquisition Co. Pty Ltd Ta Abc Containers | Shipping Containers | 15/09/2025 | 462.00 |
| EF182929 | 29026 | Suzette Collective Pty Ltd Suzette Collective T/A Suzette Events | Events - Catering And Music Management | 15/09/2025 | 1,706.40 |
| EF182930 | 29028 | Booktopia Direct Pty Ltd Booktopia | Retail: Book Sales | 15/09/2025 | 115.86 |
| EF182931 | 29068 | The Trustee For Franz Family Trust Franz Building Supplies | Building Materials Supplier | 15/09/2025 | 147.02 |
| EF182932 | 29070 | Delta Fabrication Pty Ltd Delta Roofing | Roofing Services | 15/09/2025 | 8,948.50 |
| EF182933 | 29107 | Michelle Lorraine Kember-Imrie | Online Communications Consultancy | 15/09/2025 | 3,746.40 |
| EF182934 | 29125 | Nebe Tennille | Events | 15/09/2025 | 1,200.00 |
| EF182935 | 29127 | Global Workwear Investments Pty Ltd Totally Workwear | Workwear | 15/09/2025 | 647.92 |
| EF182936 | 29143 | Dell Financial Services Pty Ltd | Financing | 15/09/2025 | 3,208.59 |
| EF182937 | 29160 | Word Of Mouth Agency Pty Ltd | Creative Agency | 15/09/2025 | 1,875.50 |
| EF182938 | 29173 | Mcguire, Vaughn Joshua Aboriginal Services Australia | Cultural Advisory | 15/09/2025 | 605.00 |
| EF182939 | 29194 | Eurotech Group Pty Ltd Eurotech | Signage Hardware | 15/09/2025 | 2,019.09 |
| EF182940 | 29196 | Fvs Fire Pty Ltd | Portable & Fixed Fire Equipment Servicin | 15/09/2025 | 2,376.00 |
| EF182941 | 29197 | Speedy Holdings Pty Ltd Speedy Mobile Vets | Mobile Veterinary Services | 15/09/2025 | 1,440.00 |
| EF182942 | 29198 | D & E Air Conditioning Pty Limited | Hvac - Mechanical Services | 15/09/2025 | 55,253.00 |
| EF182943 | 29210 | Bianca Victoria Breen Bianca Breen | Writing Workshop Facilitator | 15/09/2025 | 250.00 |
| EF182944 | 29215 | Eco Environmental Holdings Pty Ltd Eco Environmental | Environmental Monitoring Equipment | 15/09/2025 | 4,342.25 |
| EF182945 | 29216 | The Trustee For Crisdale Unit Trust Crisdale Recruitment Group | Recruitment | 15/09/2025 | 5,426.28 |
| EF182946 | 29217 | People And Property Enterprises Pty Ltd Property Fire Maintenance | Fire Protection Services | 15/09/2025 | 126.50 |
| EF182947 | 29220 | Valuations Services (Wa) Pty Ltd Knight Frank Valuation And Advisory Western Australi | Valuation And Advisory | 15/09/2025 | 2,200.00 |
| EF182948 | 29229 | Future Institute Of Australia Pty Ltd | Training Services | 15/09/2025 | 1,320.00 |

| | | | | | |
|----------|-------|--|--|------------|------------|
| EF182949 | 29233 | Pentland Australia Pty Limited Speedo Australia | Design, Manufacture, And Distribution Of | 15/09/2025 | 3,470.50 |
| EF182950 | 29250 | Liu Hong Hong Liu | Dancing Classes | 15/09/2025 | 150.00 |
| EF182951 | 29251 | Newhaven Family Investments Pty Ltd & The Trustee For Lucwam Perth Better Homes | Supply | 15/09/2025 | 67,966.80 |
| EF182952 | 11806 | Westrac Pty Ltd | Repairs/Mtnce - Earthmoving Equipment | 16/09/2025 | 2,448.61 |
| EF182953 | 12153 | Hays Personnel Services Pty Ltd | Employment services | 16/09/2025 | 4,941.92 |
| EF182954 | 15393 | Greenway Enterprises | HARDWARE SUPPLIES | 16/09/2025 | 2,480.50 |
| EF182955 | 19533 | Woolworths Ltd (WA) | Groceries | 16/09/2025 | 63.65 |
| EF182956 | 26303 | Gecko Contracting Turf & Landscape Maint | Turf & Landscape Maintenance A000001 | 16/09/2025 | 268,114.35 |
| EF182957 | 26771 | Instant Toilets and Showers Pty | Portable Toilet Hire | 16/09/2025 | 551.54 |
| EF182958 | 26987 | Cti Risk Management | Security - Cash Collection | 16/09/2025 | 1,698.20 |
| EF182959 | 27015 | Intelli Trac | GPS Tracking | 16/09/2025 | 7,471.20 |
| EF182960 | 27241 | Landscape Elements Pty Ltd | Landscaping services | 16/09/2025 | 3,179.35 |
| EF182961 | 12025 | Telstra Limited | Communication services | 16/09/2025 | 18,473.35 |
| EF182962 | 28516 | Classic Hire | Equipment Hire | 16/09/2025 | 4,735.97 |
| EF182963 | 29059 | JULIE HARROLD | ARCHITECTURE & URBAN DESIGN | 16/09/2025 | 540.00 |
| EF182964 | 29247 | RML QUARANTINE | MEDICOLEGAL SERVICES | 16/09/2025 | 1,782.00 |
| EF182965 | 99997 | Family Day Care | Fdc Payments W/E 14/09/2025 | 18/09/2025 | 35,541.63 |
| EF182966 | 26946 | Av Truck Services Pty Ltd | Truck Dealership | 23/09/2025 | 774.04 |
| EF182967 | 26987 | Cti Risk Management | Security - Cash Collection | 23/09/2025 | 479.05 |
| EF182968 | 28823 | Synergy Business Systems Pty Ltd Boss Industrial | Industrial Supply | 23/09/2025 | 613.55 |
| EF182969 | 29201 | Planet Of The Shapes Paperscout | Graphic Design | 23/09/2025 | 770.00 |
| EF182970 | 27277 | Department Of Water And Environmental Regulation | Quarterly Land Fill Levy | 24/09/2025 | 27,808.00 |
| EF182971 | 27492 | Superchoice Services Pty Limited | Payroll Deductions | 24/09/2025 | 839,757.23 |
| EF182972 | 10152 | Aust Services Union | Payroll Deductions | 29/09/2025 | 673.00 |
| EF182973 | 10154 | Australian Taxation Office | Payroll Deductions | 29/09/2025 | 603,599.00 |
| EF182974 | 10305 | Child Support Agency | Payroll Deductions | 29/09/2025 | 2,949.73 |
| EF182975 | 19726 | Health Insurance Fund Of Wa | Payroll Deductions | 29/09/2025 | 756.35 |
| EF182976 | 27874 | Smartsalary | Salary Packaging/Leasing Administration | 29/09/2025 | 14,621.32 |
| EF182977 | 28458 | Easi Group | Novated Leasing | 29/09/2025 | 20,374.68 |
| EF182978 | 28741 | The Local Government, Racing & Cemeteries Employees Union Wa Lgrceu | Union | 29/09/2025 | 48.00 |
| EF182979 | 28890 | Construction Forestry Mining Energy Union - Construction & G Cfmeu Wa - Construction | Payroll Deductions | 29/09/2025 | 30.00 |
| EF182980 | 10184 | Benara Nurseries | Plants | 30/09/2025 | 22,966.62 |
| EF182981 | 10207 | Boc Gases | Gas Supplies | 30/09/2025 | 3,655.05 |
| EF182982 | 10226 | Bridgestone Australia Ltd | Tyre Services | 30/09/2025 | 910.42 |
| EF182983 | 10231 | Brooks Hire | Hire Services - Equipment | 30/09/2025 | 6,455.15 |
| EF182984 | 10239 | Busby Investments Pty Ltd. Budget Rent A Car - Perth | Motor Vehicle Hire | 30/09/2025 | 2,242.68 |
| EF182985 | 10246 | Bunnings Building Supplies Pty Ltd | Hardware Supplies | 30/09/2025 | 1,211.66 |
| EF182986 | 10279 | Castrol Australia Pty Ltd | Grease/Lubricants | 30/09/2025 | 5,178.80 |
| EF182987 | 10351 | Cockburn Bmx Stadium Inc Cockburn Bmx Club | Sporting Club | 30/09/2025 | 6,032.32 |
| EF182988 | 10359 | Cockburn Painting Service | Painting Supplies/Services | 30/09/2025 | 9,938.50 |
| EF182989 | 10368 | Cockburn Wetlands Education Centre | Community Grant | 30/09/2025 | 127,166.60 |
| EF182990 | 10526 | E & Mj Rosher Pty Ltd | Mower Equipment | 30/09/2025 | 5,404.14 |
| EF182991 | 10528 | Easifleet | Vehicle Lease | 30/09/2025 | 522.74 |
| EF182992 | 10535 | Workpower Incorporated | Employment Services - Planting | 30/09/2025 | 4,890.55 |
| EF182993 | 10589 | Fines Enforcement Registry | Fines Enforcement Fees | 30/09/2025 | 1,593.00 |
| EF182994 | 10683 | Gronbek Security | Locksmith Services | 30/09/2025 | 1,169.52 |
| EF182995 | 10788 | Jandakot Volunteer Bush Fire Brigade Please See Adhoc | Expense Reimbursements | 30/09/2025 | 1,584.43 |
| EF182996 | 10791 | Jasman Enterprises | High Pressure Cleaning | 30/09/2025 | 676.50 |
| EF182997 | 10794 | Jason Signmakers | Signs | 30/09/2025 | 1,225.27 |
| EF182998 | 10827 | Kelyn Training Services | Training Services | 30/09/2025 | 900.00 |
| EF182999 | 10879 | Les Mills Aerobics | Instruction/Training Services | 30/09/2025 | 2,215.18 |
| EF183000 | 10913 | Bucher Municipal Pty Ltd | Purchase Of New Plant / Repair Services | 30/09/2025 | 12,729.14 |
| EF183001 | 10923 | Major Motors Pty Ltd | Repairs/Maintenance Services | 30/09/2025 | 427.41 |
| EF183002 | 10991 | Beacon Equipment | Mowing Equipment | 30/09/2025 | 2,076.00 |
| EF183003 | 11022 | Native Arc Inc T/ A Wa Wildlife | Grants & Donations | 30/09/2025 | 152,002.40 |
| EF183004 | 11036 | Northlake Electrical Pty Ltd | Electrical Services | 30/09/2025 | 31,601.35 |
| EF183005 | 11152 | Fulton Hogan Industries Pty Ltd | Road Maintenance | 30/09/2025 | 6,336.00 |

| | | | | | |
|----------|-------|--|--|------------|-----------|
| EF183006 | 11182 | Premium Brake & Clutch Services Pty Ltd | Brake Services | 30/09/2025 | 539.00 |
| EF183007 | 11307 | Satellite Security Services Pty Ltd | Security Services | 30/09/2025 | 6,686.57 |
| EF183008 | 11387 | Bibra Lake Soils | Soil & Limestone Supplies | 30/09/2025 | 75.00 |
| EF183009 | 11425 | Resource Recovery Group | Waste Disposal Gate Fees | 30/09/2025 | 945.05 |
| EF183010 | 11470 | Sportsworld Of Wa | Sport Supplies | 30/09/2025 | 11,378.40 |
| EF183011 | 11483 | St John Ambulance Aust Wa Operations | First Aid Courses | 30/09/2025 | 276.00 |
| EF183012 | 11511 | Statewide Bearings | Bearing Supplies | 30/09/2025 | 169.40 |
| EF183013 | 11531 | Sunny Industrial Brushware Pty Ltd | Brush/Road Broom Supplies | 30/09/2025 | 478.50 |
| EF183014 | 11619 | Titan Ford | Purchase Of Vehicles & Servicing | 30/09/2025 | 258.45 |
| EF183015 | 11625 | Nutrien Water | Reticulation Supplies | 30/09/2025 | 1,989.31 |
| EF183016 | 11701 | Vibra Industrial Filtration Australasia | Filter Supplies | 30/09/2025 | 167.20 |
| EF183017 | 11722 | Wa Hino Sales & Service | Purchase Of New Trucks / Maintenance | 30/09/2025 | 186.71 |
| EF183018 | 11773 | Nutrien Ag Solutions | Chemical Supplies | 30/09/2025 | 10,725.00 |
| EF183019 | 11787 | Department Of Transport | Vehicle Search Fees | 30/09/2025 | 287.40 |
| EF183020 | 11789 | Walga | Advertising/Training Services | 30/09/2025 | 789.52 |
| EF183021 | 11793 | Western Irrigation Pty Ltd | Irrigation Services/Supplies | 30/09/2025 | 56,922.41 |
| EF183022 | 11795 | Western Power | Street Lighting Installation & Service | 30/09/2025 | 59,609.34 |
| EF183023 | 11828 | Worldwide Online Printing - O'connor | Printing Services | 30/09/2025 | 598.00 |
| EF183024 | 11854 | Zipform Pty Ltd | Printing Services | 30/09/2025 | 21,424.26 |
| EF183025 | 12153 | Hays Personnel Services Pty Ltd | Employment Services | 30/09/2025 | 38,082.23 |
| EF183026 | 12219 | Parks & Leisure Australia | Subscription Renewal | 30/09/2025 | 1,375.00 |
| EF183027 | 12295 | Stewart & Heaton Clothing Co. Pty Ltd | Clothing Supplies | 30/09/2025 | 367.36 |
| EF183028 | 12497 | Trophy Choice | Trophy Supplies | 30/09/2025 | 4,704.90 |
| EF183029 | 13618 | City Of Belmont | Replacement Of Lost/Damaged Books | 30/09/2025 | 15,698.92 |
| EF183030 | 13873 | Cockburn Ses | Traffic Management Services | 30/09/2025 | 409.36 |
| EF183031 | 14350 | Baileys Fertiliser | Fertiliser Supplies | 30/09/2025 | 32,446.25 |
| EF183032 | 14530 | Donald Veal Consultants Pty Ltd | Consultancy Services | 30/09/2025 | 23,268.05 |
| EF183033 | 15393 | Stratagreen | Hardware Supplies | 30/09/2025 | 20,889.30 |
| EF183034 | 15772 | The Trustee For The Parker Black & Forrest Unit Trust Parker Black & Forrest | Architectural Door Hardware Distributor | 30/09/2025 | 190.94 |
| EF183035 | 15850 | Ecoscape Australia Pty Ltd | Environmental Consultancy | 30/09/2025 | 6,264.50 |
| EF183036 | 16064 | Cms Engineering | Airconditioning Services | 30/09/2025 | 19,792.56 |
| EF183037 | 16107 | Wren Oil | Waste Disposal Services | 30/09/2025 | 1,346.40 |
| EF183038 | 16911 | The Trustee For Supersealing Unit Trust Supersealing | Road Preservation | 30/09/2025 | 6,050.00 |
| EF183039 | 16979 | Japanese Truck And Bus Spares Pty Ltd | Spare Parts - Automotive | 30/09/2025 | 2,288.90 |
| EF183040 | 17345 | Kennards Hire - Myaree | Equipment Hire | 30/09/2025 | 2,099.00 |
| EF183041 | 18203 | Natsync Environmental | Pest Control | 30/09/2025 | 423.00 |
| EF183042 | 18286 | Iw Projects Pty Ltd | Consultancy Services - Civil Engineering | 30/09/2025 | 43,084.25 |
| EF183043 | 18533 | Friends Of The Community Inc. | Catering Services | 30/09/2025 | 500.00 |
| EF183044 | 18763 | Local Community Insurance Services (Part Of Jlt Group) | Community Insurance Policies | 30/09/2025 | 31,894.01 |
| EF183045 | 18801 | Fremantle Bin Hire | Bin Hire - Skip Bins | 30/09/2025 | 880.00 |
| EF183046 | 18962 | Sealanes (1985) P/L | Catering Supplies | 30/09/2025 | 2,832.48 |
| EF183047 | 19500 | Plan E | Planning Consultancy Services | 30/09/2025 | 3,876.95 |
| EF183048 | 19533 | Woolworths Group Ltd (Woolworths & Big W) | Groceries | 30/09/2025 | 2,044.72 |
| EF183049 | 20000 | Aust West Auto Electrical Pty Ltd | Auto Electrical Services | 30/09/2025 | 11,253.30 |
| EF183050 | 20146 | Data#3 Limited | Contract It Personnel & Software | 30/09/2025 | 1,740.75 |
| EF183051 | 21139 | Austraffic Wa Pty Ltd | Traffic Surveys | 30/09/2025 | 379.50 |
| EF183052 | 21744 | Jb Hi Fi - Commercial | Electronic Equipment | 30/09/2025 | 8,602.10 |
| EF183053 | 21946 | Ryan's Quality Meats | Meat Supplies | 30/09/2025 | 1,099.05 |
| EF183054 | 22388 | Carrington's Traffic Services | Traffic Management Services | 30/09/2025 | 645.81 |
| EF183055 | 22553 | Brownes Food Operations | Catering Supplies | 30/09/2025 | 662.18 |
| EF183056 | 22613 | Vicki Royans | Artistic Services | 30/09/2025 | 1,920.00 |
| EF183057 | 22623 | Landmark Products Ltd | Landscape Infrastructure | 30/09/2025 | 19,379.25 |
| EF183058 | 22752 | Elgas Limited | Gas Supplies | 30/09/2025 | 610.25 |
| EF183059 | 22806 | Chevron Australia Downstream Fuels Pty Ltd | Fuel Supplies | 30/09/2025 | 48,356.12 |
| EF183060 | 23457 | Totally Workwear Fremantle | Clothing - Uniforms | 30/09/2025 | 3,524.91 |
| EF183061 | 23570 | A Proud Landmark Pty Ltd | Landscape Contruction Services | 30/09/2025 | 5,500.00 |
| EF183062 | 23579 | Daimler Trucks Perth | Purchase Of New Truck | 30/09/2025 | 954.23 |

| | | | | | |
|----------|-------|---|--|------------|-----------|
| EF183063 | 24557 | Aveling | Consultancy Services | 30/09/2025 | 1,562.00 |
| EF183064 | 24655 | Automasters Spearwood | Vehicle Servicing | 30/09/2025 | 7,896.20 |
| EF183065 | 24725 | Feral Invasive Species Eradication Management | Eradication Management Services | 30/09/2025 | 1,567.50 |
| EF183066 | 24974 | Scott Print | Printing Services | 30/09/2025 | 2,662.00 |
| EF183067 | 25102 | Fremantle Mobile Welding | Welding Services | 30/09/2025 | 6,556.00 |
| EF183068 | 25121 | Imagesource Digital Solutions | Billboards | 30/09/2025 | 4,422.66 |
| EF183069 | 25418 | Cs Legal | Legal Services | 30/09/2025 | 2,919.58 |
| EF183070 | 25736 | Blue Tang (Wa) Pty Ltd T/As Emerge Associates (The Trustee For The Reef Unit Trust) | Consultancy Services | 30/09/2025 | 5,060.00 |
| EF183071 | 26162 | Randstad Pty Ltd | Employment Services | 30/09/2025 | 826.68 |
| EF183072 | 26211 | Amcom Pty Ltd | Internet/Data Services | 30/09/2025 | 3,650.90 |
| EF183073 | 26257 | Paperbark Technologies Pty Ltd | Arboricultural Consultancy Services | 30/09/2025 | 17,962.06 |
| EF183074 | 26303 | Gecko Contracting Turf & Landscape Maintenance | Turf & Landscape Maintenance | 30/09/2025 | 99,496.78 |
| EF183075 | 26314 | Cpe Group | Temporary Employment Services | 30/09/2025 | 496.21 |
| EF183076 | 26403 | Ches Power Group Pty Ltd | Engineering Solutions / Back Up Generato | 30/09/2025 | 5,736.55 |
| EF183077 | 26416 | Coolbellup Newsagency The Trustee For Dawkins Family Trust | Newspaper Delivery Services | 30/09/2025 | 2,659.79 |
| EF183078 | 26449 | Eco Shark Barrier Pty Ltd | Leasing Fee For Shark Barrier | 30/09/2025 | 22,604.00 |
| EF183079 | 26470 | Scp Conservation | Fencing Services | 30/09/2025 | 54,494.00 |
| EF183080 | 26623 | Cromag Pty Ltd (Sigma Chemicals) Sigma Telford Group | Chemicals - Pool | 30/09/2025 | 12,132.64 |
| EF183081 | 26625 | Andover Detailers | Car Detailing Services | 30/09/2025 | 1,017.35 |
| EF183082 | 26679 | La Mint Events & Catering | Catering | 30/09/2025 | 25,735.60 |
| EF183083 | 26705 | Creative Adm | Marketing Services | 30/09/2025 | 998.80 |
| EF183084 | 26709 | Talis Consultants Pty Ltd | Waste Consultancy | 30/09/2025 | 1,881.00 |
| EF183085 | 26743 | Statewide Turf Services | Turf Renovation | 30/09/2025 | 62,458.00 |
| EF183086 | 26754 | Connect Call Centre Services | Call Centre Services | 30/09/2025 | 3,179.55 |
| EF183087 | 26771 | Instant Products Hire | Portable Toilet Hire | 30/09/2025 | 1,978.10 |
| EF183088 | 26782 | Soft Landing | Recycling Services | 30/09/2025 | 30,883.22 |
| EF183089 | 26812 | Brooks Choice Removals | Removalists | 30/09/2025 | 528.00 |
| EF183090 | 26827 | Good Samaritan Industries | Business Mail House Solutions, Warehousi | 30/09/2025 | 3,960.00 |
| EF183091 | 26843 | Ergolink | Ergonomic Office Furniture | 30/09/2025 | 1,193.19 |
| EF183092 | 26888 | Media Engine | Graphic Design, Marketing, Video Product | 30/09/2025 | 2,395.00 |
| EF183093 | 26904 | Green Services | Sustainability Education For Households | 30/09/2025 | 4,346.50 |
| EF183094 | 26915 | Focused Vision Consulting Pty Ltd | Consulting | 30/09/2025 | 11,335.50 |
| EF183095 | 26923 | Woodlands | Rubbish Collection Equipment | 30/09/2025 | 5,715.60 |
| EF183096 | 26929 | Elan Energy Matrix Pty Ltd | Recycling Services | 30/09/2025 | 1,679.55 |
| EF183097 | 26985 | Access Icon Pty Ltd | Drainage Products | 30/09/2025 | 16,711.20 |
| EF183098 | 27006 | Bibra Lake Iga Xpress | Liquor Supplies | 30/09/2025 | 290.40 |
| EF183099 | 27010 | Quantum Building Services Pty Ltd | Building Maintenance | 30/09/2025 | 29,748.52 |
| EF183100 | 27015 | Intelli Trac | Gps Tracking | 30/09/2025 | 4,307.60 |
| EF183101 | 27028 | Technogym Australia Pty Ltd | Fitness Equipment | 30/09/2025 | 7,507.62 |
| EF183102 | 27031 | Downer Edi Works Pty Ltd | Asphalt Services | 30/09/2025 | 2,042.13 |
| EF183103 | 27044 | Graffiti Systems Australia | Graffiti Removal & Anti-Graffiti Coating | 30/09/2025 | 24,356.59 |
| EF183104 | 27046 | Tfh Hire Services Pty Ltd | Hire Fencing | 30/09/2025 | 739.20 |
| EF183105 | 27054 | Vocus Pty Ltd | Telecommunications | 30/09/2025 | 987.80 |
| EF183106 | 27059 | Frontline Fire & Rescue Equipment | Manufacture-Fire Vehicles/Equipment | 30/09/2025 | 3,780.87 |
| EF183107 | 27065 | Westbooks | Books | 30/09/2025 | 2,990.06 |
| EF183108 | 27082 | Kulbardi Pty Ltd | Stationery Supplies | 30/09/2025 | 567.38 |
| EF183109 | 27177 | Rentokil Initial Pty Ltd (Initial Hygiene) | Hygiene | 30/09/2025 | 3,699.14 |
| EF183110 | 27241 | Landscape Elements | Landscaping Services | 30/09/2025 | 6,431.60 |
| EF183111 | 27246 | Veale Auto Parts | Spare Parts Mechanical | 30/09/2025 | 2,003.80 |
| EF183112 | 27269 | Payrix Australia | Payment Processing | 30/09/2025 | 39,720.33 |
| EF183113 | 27291 | Auslan Stage Left | Consultancy - Interpreting | 30/09/2025 | 352.00 |
| EF183114 | 27377 | Accidental Health And Safety - Perth | First Aid Supplies | 30/09/2025 | 311.48 |
| EF183115 | 27381 | Fit For Life Exercise Physiology | Exercise Classes | 30/09/2025 | 1,995.00 |
| EF183116 | 27396 | Ankeet Mehta Spearwood Newspaper Round Delivery | Newspaper Delivery | 30/09/2025 | 222.60 |
| EF183117 | 27403 | Freedom Fairies Pty Ltd | Amusement | 30/09/2025 | 1,496.00 |
| EF183118 | 27423 | Mechanical Project Services Pty Ltd | Airconditioning Services | 30/09/2025 | 271.70 |
| EF183119 | 27507 | Serco Facilities Management Pty Ltd | Cleaning Services | 30/09/2025 | 6,445.74 |

| | | | | | |
|----------|-------|--|--|------------|------------|
| EF183120 | 27539 | Jasmin Carpentry & Maintenance | Carpentry | 30/09/2025 | 1,326.05 |
| EF183121 | 27548 | Standing Fork | Catering | 30/09/2025 | 6,548.30 |
| EF183122 | 27579 | Soco Studios | Photography Services | 30/09/2025 | 742.50 |
| EF183123 | 27596 | Allwest Plant Hire Australia Pty Ltd | Plant Hire And Civil Contracting | 30/09/2025 | 31,168.50 |
| EF183124 | 27613 | Redimed Pty Ltd | Medical & Health Services | 30/09/2025 | 198.00 |
| EF183125 | 27628 | Fitness Australia Limited | Registration & Advocacy | 30/09/2025 | 699.00 |
| EF183126 | 27631 | Aquatic Services Wa Pty Ltd | Pool Equipment & Maintenance | 30/09/2025 | 4,926.64 |
| EF183127 | 27635 | Mammoth Security Signature Security Group | Security | 30/09/2025 | 56.89 |
| EF183128 | 27636 | Rackmart Pty Ltd | Storage Supplies | 30/09/2025 | 1,003.52 |
| EF183129 | 27640 | Range Ford | Motor Vehicles | 30/09/2025 | 46,770.56 |
| EF183130 | 27650 | Datacom Systems (Au) Pty Ltd | It Sales, Consulting & Service | 30/09/2025 | 668.86 |
| EF183131 | 27695 | Qtm Pty Ltd | Traffic Management | 30/09/2025 | 62,383.38 |
| EF183132 | 27757 | Ground Support Systems (Aust) | Shoring Equipment | 30/09/2025 | 33,289.52 |
| EF183133 | 27778 | Culture Counts Australia | Surveying/Marketing Services | 30/09/2025 | 9,267.50 |
| EF183134 | 27797 | City Lift Services Pty Ltd | Lift Maintenance | 30/09/2025 | 2,244.00 |
| EF183135 | 27819 | Axiis Contracting Pty Ltd | Concrete Works | 30/09/2025 | 2,759.35 |
| EF183136 | 27850 | Dowsing Group Pty Ltd | Concreting Services A001592 | 30/09/2025 | 150,502.43 |
| EF183137 | 27892 | Resolve Group Pty Ltd | Consultancy - Bca Certification | 30/09/2025 | 2,159.85 |
| EF183138 | 27917 | Go Doors Advanced Automation | Door Maintenance & Repair | 30/09/2025 | 2,907.35 |
| EF183139 | 27953 | Truckline | Spare Parts, Truck/Trailer | 30/09/2025 | 1,281.50 |
| EF183140 | 28001 | Corsign Wa Pty Ltd | Sign Making Material | 30/09/2025 | 1,100.00 |
| EF183141 | 28003 | Taylor Made Design | Graphic Design | 30/09/2025 | 1,100.00 |
| EF183142 | 28049 | Copy Magic | Printing Services | 30/09/2025 | 3,721.61 |
| EF183143 | 28086 | Gfg Consulting | Consultancy | 30/09/2025 | 14,476.00 |
| EF183144 | 28163 | Boorloo Aboriginal Cultural Experience | Cultural Services | 30/09/2025 | 440.00 |
| EF183145 | 28168 | Sifting Sands | Sand Cleaning | 30/09/2025 | 53,855.28 |
| EF183146 | 28184 | Spearwood Veterinary Hospital | Veterinary Hospital | 30/09/2025 | 75.00 |
| EF183147 | 28191 | Enviro Sweep | Sweeping Services | 30/09/2025 | 11,558.28 |
| EF183148 | 28196 | Brightmark Group Pty Ltd | Cleaning Services | 30/09/2025 | 957.00 |
| EF183149 | 28201 | Select Fresh | Food Supplies | 30/09/2025 | 377.06 |
| EF183150 | 28214 | Beyond Skateboarding | Skateboarding Clinics | 30/09/2025 | 1,650.00 |
| EF183151 | 28215 | Complete Office Supplies Pty Ltd | Stationery | 30/09/2025 | 531.54 |
| EF183152 | 28231 | Typeset Pty Ltd | Editorial And Business Communications Se | 30/09/2025 | 484.00 |
| EF183153 | 28241 | Swift Flow Pty Ltd | Plumbing | 30/09/2025 | 42,223.32 |
| EF183154 | 28255 | Cleanaway Co Pty Ltd | Waste Services | 30/09/2025 | 1,503.70 |
| EF183155 | 28265 | Tree Care Wa | Vegetation Maintenance Services | 30/09/2025 | 9,956.68 |
| EF183156 | 28277 | Gesha Coffee Co | Coffee Supplies | 30/09/2025 | 1,384.00 |
| EF183157 | 28287 | All Lines | Linemarking | 30/09/2025 | 2,579.50 |
| EF183158 | 28292 | Emerg Solutions Pty. Ltd. | Emergency Management | 30/09/2025 | 330.00 |
| EF183159 | 28297 | Techbrain | It Consultancy | 30/09/2025 | 492.46 |
| EF183160 | 28303 | Miracle Recreation Equipment | Playground Equipment | 30/09/2025 | 28,775.69 |
| EF183161 | 28329 | Certex Lifting Pty Ltd | Lifting Equipment And Testing | 30/09/2025 | 792.00 |
| EF183162 | 28361 | Indoor Gardens Pty Ltd | Hiring Indoor Plants | 30/09/2025 | 803.88 |
| EF183163 | 28371 | Flexi Staff | Employment Services | 30/09/2025 | 2,567.57 |
| EF183164 | 28409 | Sanpoint Pty Ltd (Ld Total) | Landscape Services | 30/09/2025 | 23,420.43 |
| EF183165 | 28410 | Wa Temporary Fencing Supplies | Hire Fencing | 30/09/2025 | 660.00 |
| EF183166 | 28423 | Jordies Garden Bags | Waste Services | 30/09/2025 | 1,650.00 |
| EF183167 | 28428 | Wa Bolts Pty Ltd | Fixings & Fasteners | 30/09/2025 | 340.63 |
| EF183168 | 28437 | Building & Industrial Cleaning Services | Cleaning Services A000178 | 30/09/2025 | 113,589.48 |
| EF183169 | 28454 | Aussie Natural Spring Water | Water Supplies | 30/09/2025 | 465.69 |
| EF183170 | 28491 | Western Australian Land Authority T/As Development Wa Amc Jakovich Function Cent | Function Centre | 30/09/2025 | 5,515.00 |
| EF183171 | 28516 | Classic Hire | Equipment Hire | 30/09/2025 | 1,088.69 |
| EF183172 | 28517 | Robowash Pty Ltd | Automatic Cleaning System Manufacturer | 30/09/2025 | 1,045.00 |
| EF183173 | 28521 | Inspired Development Solutions | Organisational Development | 30/09/2025 | 2,516.80 |
| EF183174 | 28522 | Bing Technologies Pty Ltd | Mailing Services | 30/09/2025 | 309.86 |
| EF183175 | 28526 | All Good Grub | All Good Grub Bushtukka Catering | 30/09/2025 | 1,087.90 |
| EF183176 | 28532 | Oil & Energy Pty. Ltd. | Lubricant Supplier | 30/09/2025 | 5,410.41 |

| | | | | | |
|----------|-------|---|--|------------|------------|
| EF183177 | 28540 | Asana, Inc. | Productivity Software | 30/09/2025 | 7,195.20 |
| EF183178 | 28547 | Eco Faeries | Family Education And Entertainment | 30/09/2025 | 902.00 |
| EF183179 | 28569 | Choiceone Pty Ltd | Recruitment Services | 30/09/2025 | 62,273.47 |
| EF183180 | 28580 | Successful Projects | Project Management, Planning &Scheduling | 30/09/2025 | 5,511.17 |
| EF183181 | 28587 | Sos Mechanical Solutions | Mechanical Services (Hvac) | 30/09/2025 | 2,090.00 |
| EF183182 | 28610 | Green Values Australia | Environmental Consultancy | 30/09/2025 | 7,661.50 |
| EF183183 | 28621 | Imprint Plastic | Printing | 30/09/2025 | 97.90 |
| EF183184 | 28632 | Total Connections Pty Ltd | Hose, Hydraulics & Fire Protection Servi | 30/09/2025 | 6,235.54 |
| EF183185 | 28652 | Omnicom Media Group Australia Pty Ltd Omnicom Media Group Australia Pty Ltd (Mark | Media And Advertising Services | 30/09/2025 | 590.99 |
| EF183186 | 28671 | Horizons West Bus And Coachlines | Transport | 30/09/2025 | 4,004.20 |
| EF183187 | 28687 | Megavision | Event Business | 30/09/2025 | 1,391.08 |
| EF183188 | 28691 | Kgo Enterprises Pty Ltd Perth Bouncy Castle Hire | Entertainment - Amusement & Inflatables | 30/09/2025 | 2,090.00 |
| EF183189 | 28708 | Ultimo Catering & Events Pty Ltd | Catering & Events | 30/09/2025 | 12,443.30 |
| EF183190 | 28760 | Spawtz Pty Ltd | Competition Management And Payments Soft | 30/09/2025 | 1,940.80 |
| EF183191 | 28762 | Hart Sport Australia Pty Ltd Hart Sport | Supply Sporting Equipment | 30/09/2025 | 3,611.17 |
| EF183192 | 28771 | Safety Australia Group Pty Ltd | Training And Recruitment | 30/09/2025 | 4,662.90 |
| EF183193 | 28795 | Smsglobal Pty Ltd | Sms | 30/09/2025 | 385.00 |
| EF183194 | 28797 | Wa International Pty Ltd Plunge & Co | Catering - Cafe & Restaurant | 30/09/2025 | 365.00 |
| EF183195 | 28800 | Bolinda Digital Pty Ltd | Audiobook Publishing And Technology | 30/09/2025 | 1,050.81 |
| EF183196 | 28831 | Safepath Pty Ltd | Concrete Footpath Grinding To Remove T | 30/09/2025 | 1,430.00 |
| EF183197 | 28843 | Pgc Training Pty Ltd Consolidated Training Services | Training Provider | 30/09/2025 | 500.00 |
| EF183198 | 28862 | M & B Excavations Pty Ltd | Civil Construction | 30/09/2025 | 924.00 |
| EF183199 | 28867 | Overdrive Australia Pty Ltd | Platform And App Provider. Seller Of Dig | 30/09/2025 | 1,060.11 |
| EF183200 | 28872 | Envisionware Australia Pty Ltd. | Library Services | 30/09/2025 | 2,310.00 |
| EF183201 | 28874 | The Trustee For Alara Trust Earthside Eco Bums | Earthside Eco Bums Cloth Nappy Education | 30/09/2025 | 110.00 |
| EF183202 | 28887 | The Trustee For Stallworthy Business Trust Your Reformer | Reformer Pilates Manufacturer And Distri | 30/09/2025 | 588.00 |
| EF183203 | 28897 | Mcleods Lawyers Pty Ltd Mcleods Lawyers | Legal Service | 30/09/2025 | 3,350.88 |
| EF183204 | 28900 | Elevator Project Management (Wa) Pty Ltd | Vt Consultancy | 30/09/2025 | 1,650.00 |
| EF183205 | 28910 | The Trustee For The Pennant Unit Trust Pennant Construction Pty Ltd | Construction | 30/09/2025 | 79,679.00 |
| EF183206 | 28927 | Veolia Recycling & Recovery (Perth) Pty Ltd Veolia Recycling & Recovery (Perth) Pty Ltd | Waste Recycling And Recovery | 30/09/2025 | 44,887.11 |
| EF183207 | 28930 | A.C.N. 650 414 903 Pty Ltd Aba Property Maintenance | Property Maintenance | 30/09/2025 | 3,256.00 |
| EF183208 | 28953 | Shane Nicholas Tognolini - Freeway Water Dan The Bike Man | Water Cartage | 30/09/2025 | 385.00 |
| EF183209 | 28992 | The Trustee For Cge Operations Invest Trust - Esplanade Hote Esplanade Hotel Fremantle | Food&Beverage | 30/09/2025 | 10,341.25 |
| EF183210 | 28997 | Western Australian Land Authority Developmentwa | Government Trading Enterprise | 30/09/2025 | 975.11 |
| EF183211 | 29008 | Generators Australia Pty Ltd | Hire & Sales | 30/09/2025 | 857.92 |
| EF183212 | 29032 | Site Sentry Pty Ltd | Security Services | 30/09/2025 | 2,248.62 |
| EF183213 | 29068 | The Trustee For Franz Family Trust Franz Building Supplies | Building Materials Supplier | 30/09/2025 | 961.10 |
| EF183214 | 29070 | Delta Fabrication Pty Ltd Delta Roofing | Roofing Services | 30/09/2025 | 13,618.00 |
| EF183215 | 29072 | The Trustee For The Smirk Communications Trust Ejan Communications | Communications And Installations | 30/09/2025 | 5,047.90 |
| EF183216 | 29073 | Trustee For Nollas Service Trust Riklan Emergency Management Services | Professional Indemnity | 30/09/2025 | 7,928.00 |
| EF183217 | 29080 | The Trustee For Essemy Unit Trust | Business Improvement And Organisational | 30/09/2025 | 4,400.00 |
| EF183218 | 29092 | The Trustee For Marvic Family Trust A Place Of Space Perth | Coffee Trailer | 30/09/2025 | 650.00 |
| EF183219 | 29107 | Michelle Lorraine Kember-Imrie | Online Communications Consultancy | 30/09/2025 | 2,160.00 |
| EF183220 | 29109 | Leanne Frances White | Events - Author And Illustrator | 30/09/2025 | 1,550.00 |
| EF183221 | 29110 | Ricky Richard Adams | Events - Artist/Entertainer | 30/09/2025 | 510.00 |
| EF183222 | 29127 | Global Workwear Investments Pty Ltd Totally Workwear | Workwear | 30/09/2025 | 2,766.39 |
| EF183223 | 29136 | Tim Davies Landscaping Pty Ltd | Landscaping Design And Construct | 30/09/2025 | 10,065.00 |
| EF183224 | 29147 | Spyrides, Kyle Ross | Photography And Videography | 30/09/2025 | 2,810.00 |
| EF183225 | 29212 | Brak Pty Ltd Sweepers N Scrubbers | Sales/ Servicing Of Sweepers And Scrubbe A001986 | 30/09/2025 | 251,923.79 |
| EF183226 | 29216 | The Trustee For Crisdale Unit Trust Crisdale Recruitment Group | Recruitment | 30/09/2025 | 4,914.36 |
| EF183227 | 29217 | People And Property Enterprises Pty Ltd Property Fire Maintenance | Fire Protection Services | 30/09/2025 | 2,579.50 |
| EF183228 | 29218 | Bourne Estate Pty Ltd Bourne Architecture | Architecture | 30/09/2025 | 6,270.00 |
| EF183229 | 29228 | Source Business Partners Pty Ltd Source Business Partners | Professional Services | 30/09/2025 | 21,573.48 |
| EF183230 | 29232 | Altrum Pty Ltd Engineered Efficiency | Engineering Services | 30/09/2025 | 756.25 |
| EF183231 | 29237 | A Class Earthmoving Pty Ltd Mayday Rental | Wet And Dry Plant Hire | 30/09/2025 | 21,120.00 |
| EF183232 | 29238 | Talitha Huston | Events - Author And Illustrator | 30/09/2025 | 350.00 |
| EF183233 | 29245 | Realbuilt Partners Pty Ltd | Building Consultancy And Project Managem | 30/09/2025 | 22,996.41 |

| | | | | | |
|----------|-------|---|--|------------|-----------|
| EF183234 | 29251 | Newhaven Family Investments Pty Ltd & The Trustee For Lucwam Perth Better Homes | Supply | 30/09/2025 | 500.00 |
| EF183235 | 29261 | Wmfg Pty Ltd Shop For Shops | Shop Fittings & Displays | 30/09/2025 | 1,744.54 |
| EF183236 | 29264 | Harbour Software Pty Ltd Harbour Software | Software Services | 30/09/2025 | 6,600.00 |
| EF183237 | 11867 | Kevin John Allen | Elected Member Sitting Fees & Allowances | 30/09/2025 | 2,956.67 |
| EF183238 | 12740 | Logan Howlett | Elected Member Sitting Fees & Allowances | 30/09/2025 | 12,810.75 |
| EF183239 | 19059 | Carol Reeve-Fowkes | Elected Member Sitting Fees & Allowances | 30/09/2025 | 2,956.67 |
| EF183240 | 25353 | Philip Eva | Elected Member Sitting Fees & Allowances | 30/09/2025 | 2,956.67 |
| EF183241 | 27326 | Michael Separovich | Elected Member Sitting Fees & Allowances | 30/09/2025 | 2,956.67 |
| EF183242 | 27327 | Chontelle Stone | Elected Member Sitting Fees & Allowances | 30/09/2025 | 5,050.71 |
| EF183243 | 27871 | Tom Widenbar | Elected Member Sitting Fees & Allowances | 30/09/2025 | 2,956.67 |
| EF183244 | 27872 | Phoebe Corke | Elected Member Sitting Fees & Allowances | 30/09/2025 | 2,956.67 |
| EF183245 | 28238 | Tarun Dewan | Elected Member Sitting Fees & Allowances | 30/09/2025 | 2,956.67 |
| EF183246 | 28717 | Carol Lechun Zhang | Elected Member Sitting Fees & Allowances | 30/09/2025 | 2,956.67 |
| EF183247 | 10246 | Bunnings Building Supplies Pty Ltd | Hardware Supplies | 30/09/2025 | 4,343.45 |
| EF183248 | 11036 | Northlake Electrical Pty Ltd | Electrical Services | 30/09/2025 | 58,795.89 |
| EF183249 | 11557 | Technology One Ltd | It Consultancy Services | 30/09/2025 | 26,154.26 |
| EF183250 | 11773 | Nutrien Ag Solutions | Chemical Supplies | 30/09/2025 | 5,791.50 |
| EF183251 | 26987 | Cti Risk Management | Security - Cash Collection | 30/09/2025 | 1,040.40 |
| EF183252 | 28500 | Fieldley Art Fieldes, Haylee Ann (Fieldley Art) | Art Murals And Workshops | 30/09/2025 | 49,500.00 |
| EF183253 | 29028 | Booktopia Direct Pty Ltd Booktopia | Retail: Book Sales | 30/09/2025 | 100.59 |
| EF183254 | 88888 | Shane Bertai | Bond Refund | 30/09/2025 | 500.00 |
| EF183255 | 88888 | Gold Estate Holdings Pty Ltd | Bond Refund | 30/09/2025 | 27,509.63 |
| EF183256 | 99997 | Suzanne Burston | Booking Cancelled - Refund Requested | 30/09/2025 | 182.00 |
| EF183257 | 99997 | Servau Offcl. Departmental Recpts&Paymen | Document Number : 180169409 | 30/09/2025 | 203.94 |
| EF183258 | 99997 | Vicki Hoskin | Junior Sport Travel Assistance Grant | 30/09/2025 | 400.00 |
| EF183259 | 99997 | Alyce Martignago | Junior Sport Travel Assistance Grant | 30/09/2025 | 400.00 |
| EF183260 | 99997 | Lisa Wood-Smith | Junior Sport Travel Assistance Grant | 30/09/2025 | 400.00 |
| EF183261 | 99997 | Akihisa Hiramatsu | Junior Sport Travel Assistance Grant | 30/09/2025 | 400.00 |
| EF183262 | 99997 | Edmund Koza | Customer Refund | 30/09/2025 | 1,000.00 |
| EF183263 | 99997 | Ellen Curtis | Senior Security Rebate | 30/09/2025 | 200.00 |
| EF183264 | 99997 | Cheryl Van Der Spuy | Senior Security Rebate | 30/09/2025 | 100.00 |
| EF183265 | 99997 | John Thoman | Senior Security Rebate | 30/09/2025 | 500.00 |
| EF183266 | 99997 | Theresa Andrews | Senior Security Rebate | 30/09/2025 | 200.00 |
| EF183267 | 99997 | Suzanne Phillips | Senior Security Rebate | 30/09/2025 | 300.00 |
| EF183268 | 99997 | Kim Davey | Senior Security Rebate | 30/09/2025 | 300.00 |
| EF183269 | 99997 | Lorraine Herlihy | Senior Security Rebate | 30/09/2025 | 100.00 |
| EF183270 | 99997 | Marjorie Ganley | Senior Security Rebate | 30/09/2025 | 100.00 |
| EF183271 | 99997 | Susan Barker | Cctv Residentail Rebate | 30/09/2025 | 500.00 |
| EF183272 | 99997 | Paul Knight | Cctv Residentail Rebate | 30/09/2025 | 500.00 |
| EF183273 | 99997 | Yasir Mahmood | Cctv Residentail Rebate | 30/09/2025 | 500.00 |
| EF183274 | 99997 | John Byrne | Cctv Residentail Rebate | 30/09/2025 | 500.00 |
| EF183275 | 99997 | Ian Li | Cctv Residentail Rebate | 30/09/2025 | 500.00 |
| EF183276 | 99997 | Mohammed Ridwan Bin Raman | Cctv Residentail Rebate | 30/09/2025 | 500.00 |
| EF183277 | 99997 | Donald Drummond | Cctv Residentail Rebate | 30/09/2025 | 500.00 |
| EF183278 | 99997 | V K Naidu And S V Naidu | Waterwise Verge Scheme Rebate | 30/09/2025 | 250.00 |
| EF183279 | 99997 | Steven Mcgill | Waterwise Verge Scheme Rebate | 30/09/2025 | 250.00 |
| EF183280 | 99997 | Barbara Lorraine Phillips | Compost Bin Rebate | 30/09/2025 | 39.95 |
| EF183281 | 99997 | Freya Crozier & Michael Taylor | Compost Bin Rebate | 30/09/2025 | 49.95 |
| EF183282 | 99997 | Gemma Foote | Compost Bin Rebate | 30/09/2025 | 50.00 |
| EF183283 | 99997 | Karen L Ellis | Habitat For Homes Bird Bath Rebate | 30/09/2025 | 50.00 |
| EF183284 | 99997 | Crystal Larsen | Employee Reimbursement | 30/09/2025 | 75.00 |
| EF183285 | 99997 | Anna And Jonathan Cannon | Habitat For Homes Bird Bath Rebate | 30/09/2025 | 50.00 |
| EF183286 | 99997 | Jennifer Fox | Sanitary Product Rebate | 30/09/2025 | 50.00 |
| EF183287 | 99997 | Prince Trujillo | Compost Bin Rebate | 30/09/2025 | 50.00 |
| EF183288 | 99997 | Claire And Tom Lewis | Compost Bin Rebate | 30/09/2025 | 49.99 |
| EF183289 | 99997 | Spearwood Progress Association | Resident Group Grant Invoice 000002 | 30/09/2025 | 9,500.00 |
| EF183290 | 99997 | Katarina Felton | Compost Bin Rebate | 30/09/2025 | 50.00 |

| | | | | | |
|----------|-------|-----------------------------------|--------------------------------------|------------|----------|
| EF183291 | 99997 | Mr GJ Mcleod & Ms S. Fernando | Waterwise Verge Scheme Rebate | 30/09/2025 | 500.00 |
| EF183292 | 99997 | Ranjith Kuriyathu Johny | Crossover Claim | 30/09/2025 | 500.00 |
| EF183293 | 99997 | Elisabeth Knight | Waterwise Verge Scheme Rebate | 30/09/2025 | 125.00 |
| EF183294 | 99997 | Jacob Hunter | Waterwise Verge Scheme Rebate | 30/09/2025 | 500.00 |
| EF183295 | 99997 | Dana Bastholm | Water Wise Verge Rebate | 30/09/2025 | 430.00 |
| EF183296 | 99997 | Andreas Merk | Waterwise Verge Scheme Rebate | 30/09/2025 | 250.00 |
| EF183297 | 99997 | Adam M Jones | Water Wise Verge Rebate | 30/09/2025 | 250.00 |
| EF183298 | 99997 | Becky Renton | Water Wise Verge Rebate | 30/09/2025 | 500.00 |
| EF183299 | 99997 | Dubedat Estele Melissa | Water Wise Verge Rebate | 30/09/2025 | 210.42 |
| EF183300 | 99997 | R&A Hutter | Waterwise Rebate | 30/09/2025 | 500.00 |
| EF183301 | 99997 | Sam Flack | Waterwise Verge Scheme Rebate | 30/09/2025 | 85.00 |
| EF183302 | 99997 | James And Kalie Velliou | Compost Bin Rebate | 30/09/2025 | 50.00 |
| EF183303 | 99997 | Stephanie Seah | Junior Sport Travel Assistance Grant | 30/09/2025 | 400.00 |
| EF183304 | 99997 | Manuel And Natalie Marques | Junior Sport Travel Assistance Grant | 30/09/2025 | 400.00 |
| EF183305 | 99997 | Manuel And Natalie Marques | Junior Sport Travel Assistance Grant | 30/09/2025 | 400.00 |
| EF183306 | 99997 | C A & H L Scott | Junior Sport Travel Assistance Grant | 30/09/2025 | 400.00 |
| EF183307 | 99997 | Colby Salmon | Junior Sport Travel Assistance Grant | 30/09/2025 | 400.00 |
| EF183308 | 99997 | Toby And Kim Lewis | Junior Sport Travel Assistance Grant | 30/09/2025 | 400.00 |
| EF183309 | 99997 | Vishwanath Deshmukh | Junior Sport Travel Assistance Grant | 30/09/2025 | 400.00 |
| EF183310 | 99997 | Hugo Crisp Crow | Junior Sport Travel Assistance Grant | 30/09/2025 | 400.00 |
| EF183311 | 99997 | Colin Murakami | Junior Sport Travel Assistance Grant | 30/09/2025 | 400.00 |
| EF183312 | 99997 | Marcelina Widjaja | Junior Sport Travel Assistance Grant | 30/09/2025 | 400.00 |
| EF183313 | 99997 | Marcelina Widjaja | Junior Sport Travel Assistance Grant | 30/09/2025 | 400.00 |
| EF183314 | 99997 | Marcelina Widjaja | Junior Sport Travel Assistance Grant | 30/09/2025 | 400.00 |
| EF183315 | 99997 | Sukyoung Park | Junior Sport Travel Assistance Grant | 30/09/2025 | 400.00 |
| EF183316 | 99997 | Sylvia Kim | Junior Sport Travel Assistance Grant | 30/09/2025 | 400.00 |
| EF183317 | 99997 | Sukyoung Park | Junior Sport Travel Assistance Grant | 30/09/2025 | 400.00 |
| EF183318 | 99997 | Phoebe Tran | Junior Sport Travel Assistance Grant | 30/09/2025 | 400.00 |
| EF183319 | 99997 | Anaroby Chellumbrun | Junior Sport Travel Assistance Grant | 30/09/2025 | 400.00 |
| EF183320 | 99997 | Kevin Han | Junior Sport Travel Assistance Grant | 30/09/2025 | 400.00 |
| EF183321 | 99997 | Ashley Williams | Junior Sport Travel Assistance Grant | 30/09/2025 | 400.00 |
| EF183322 | 99997 | Leoni Ellis | Junior Sport Travel Assistance Grant | 30/09/2025 | 400.00 |
| EF183323 | 99997 | Leoni Ellis | Junior Sport Travel Assistance Grant | 30/09/2025 | 400.00 |
| EF183324 | 99997 | The Walk Church Inc. | Small Events Sponsorship 2526-Ses09 | 30/09/2025 | 3,000.00 |
| EF183325 | 99997 | Aj Aj Wade | Sanitary Product Rebate Refund | 30/09/2025 | 50.00 |
| EF183326 | 99997 | Sarah Tyrrell | Bird Bath Rebate Refund | 30/09/2025 | 49.99 |
| EF183327 | 99997 | Claudia Wells | Employee Reimbursement | 30/09/2025 | 161.76 |
| EF183328 | 99997 | Chloe Halliday | Waterwise Rebate | 30/09/2025 | 221.42 |
| EF183329 | 99997 | Adam Bastick | Waterwise Rebate | 30/09/2025 | 250.00 |
| EF183330 | 99997 | Pool Kats 8Ball Club Incorporated | Sports Equipment Grant | 30/09/2025 | 1,000.00 |
| EF183331 | 99997 | Cockburn Cricket Club | Sports Equipment Grant | 30/09/2025 | 1,000.00 |
| EF183332 | 99997 | Jade Whitefield | Water Wise Verge Rebate | 30/09/2025 | 346.57 |
| EF183333 | 99997 | P And Lf Kierath | Waterwise Rebate | 30/09/2025 | 250.00 |
| EF183334 | 99997 | Chantal Spittle | Compost Bin Rebate | 30/09/2025 | 50.00 |
| EF183335 | 99997 | Charlotte Custinne | Compost Bin Rebate | 30/09/2025 | 39.00 |
| EF183336 | 99997 | A L V Treen | Compost Bin Rebate | 30/09/2025 | 50.00 |
| EF183337 | 99997 | Nooshreena Nguyen | Refund - Bird Bath Rebate | 30/09/2025 | 21.18 |
| EF183338 | 99997 | Natalia Szymarska | Refund - No Water Playground | 30/09/2025 | 25.30 |
| EF183339 | 99997 | Sara Mcnamara | Compost Bin Rebate | 30/09/2025 | 50.00 |
| EF183340 | 99997 | Renee Wilson | Crossover Rebates | 30/09/2025 | 500.00 |
| EF183341 | 99997 | Eva Christensen | Refund Book | 30/09/2025 | 30.80 |
| EF183342 | 99997 | Elizabeth Iriks | Refund Book | 30/09/2025 | 13.20 |
| EF183343 | 99997 | Jaume Rusalleda | Sustainable Home Rebate Pilot | 30/09/2025 | 500.00 |
| EF183344 | 99997 | Douglas Davies | Senior Security Rebate | 30/09/2025 | 300.00 |
| EF183345 | 99997 | Dietrich Neven | Senior Security Rebate | 30/09/2025 | 200.00 |
| EF183346 | 99997 | Pauline Boyd | Senior Security Rebate | 30/09/2025 | 200.00 |

| | | | | | |
|----------|-------|--|--|------------|----------------------|
| EF183347 | 99997 | Nola Brown | Senior Security Rebate | 30/09/2025 | 200.00 |
| EF183348 | 99997 | Siu Hung Cheung | Senior Security Rebate | 30/09/2025 | 100.00 |
| EF183349 | 99997 | David Kursa | Employee Reimbursement | 30/09/2025 | 51.67 |
| EF183350 | 99997 | Bibra Lake Residents Association | Resident Groups Grant Program | 30/09/2025 | 4,500.00 |
| EF183351 | 99997 | Beeliar Community Association | Resident Groups Grant Program | 30/09/2025 | 412.00 |
| EF183352 | 99996 | Panelex Pty Ltd T/As Beyond Residential | Rates and Property related EFT Refunds | 30/09/2025 | 1,496.51 |
| EF183353 | 99996 | Panelex Pty Ltd T/As Beyond Residential | Rates and Property related EFT Refunds | 30/09/2025 | 1,496.51 |
| EF183354 | 99996 | Shelford Constructions Pty Ltd | Rates and Property related EFT Refunds | 30/09/2025 | 17,214.80 |
| EF183355 | 99996 | Complywest Pty Ltd | Rates and Property related EFT Refunds | 30/09/2025 | 118.30 |
| EF183356 | 99996 | Andreas Boeller | Rates and Property related EFT Refunds | 30/09/2025 | 147.00 |
| EF183357 | 99996 | Future First Homes | Rates and Property related EFT Refunds | 30/09/2025 | 23,421.05 |
| EF183358 | 99996 | Leonie Zeljana Garbin | Rates and Property related EFT Refunds | 30/09/2025 | 926.05 |
| EF183359 | 99996 | Dajna Mrsa | Rates and Property related EFT Refunds | 30/09/2025 | 668.28 |
| EF183360 | 99996 | Robert Shaw | Rates and Property related EFT Refunds | 30/09/2025 | 193.06 |
| EF183361 | 99996 | Clive Mayatchow Maken | Rates and Property related EFT Refunds | 30/09/2025 | 922.51 |
| EF183362 | 99996 | Wa Land Authority | Rates and Property related EFT Refunds | 30/09/2025 | 46.32 |
| EF183363 | 99996 | Wa Land Authority | Rates and Property related EFT Refunds | 30/09/2025 | 391.62 |
| EF183364 | 99996 | Wa Land Authority | Rates and Property related EFT Refunds | 30/09/2025 | 2,623.81 |
| EF183365 | 99996 | David Powell | Rates and Property related EFT Refunds | 30/09/2025 | 1,020.00 |
| EF183366 | 99996 | Troy Wrighton | Rates and Property related EFT Refunds | 30/09/2025 | 2,000.00 |
| EF183367 | 99996 | Jacqueline Turner | Rates and Property related EFT Refunds | 30/09/2025 | 707.42 |
| EF183368 | 99996 | Sharon M Martens | Rates and Property related EFT Refunds | 30/09/2025 | 578.61 |
| EF183369 | 99996 | Debra Ann Musgrave | Rates and Property related EFT Refunds | 30/09/2025 | 818.27 |
| EF183370 | 99996 | Realty Plus Trust Account | Rates and Property related EFT Refunds | 30/09/2025 | 461.19 |
| EF183371 | 99996 | Rana Sohel | Rates and Property related EFT Refunds | 30/09/2025 | 1,443.08 |
| EF183372 | 99996 | Rex Hancock | Rates and Property related EFT Refunds | 30/09/2025 | 8,613.39 |
| EF183373 | 99996 | Huimin Zhang | Rates and Property related EFT Refunds | 30/09/2025 | 1,871.89 |
| EF183374 | 99996 | George Weston Food Limited | Rates and Property related EFT Refunds | 30/09/2025 | 2,144.47 |
| EF183375 | 99996 | Steven Michael D' Opera | Rates and Property related EFT Refunds | 30/09/2025 | 1,280.93 |
| EF183376 | 11794 | Synergy | Electricity Usage/Supplies | 30/09/2025 | 26,914.86 |
| EF183377 | 28571 | Perth Energy Pty Ltd | Energy Supply | 30/09/2025 | 1,242.85 |
| EF183378 | 11760 | Water Corporation | Sewer Easement | 30/09/2025 | 3,956.30 |
| EF183379 | 10747 | lnet Limited | Internet Services | 30/09/2025 | 899.84 |
| EF183380 | 11758 | Req Officers Do Not Use - Water Corp Utility Account Only - Please Refer To 11760 WH | Water Usage / Sundry Charges | 30/09/2025 | 38,509.38 |
| EF183381 | 29060 | Superchoice Services Pty Limited - Sgc Payments Contractor | Payroll Deductions | 30/09/2025 | 4,774.23 |
| | | TOTAL OF 755 EFT PAYMENTS | | | 19,568,807.78 |
| | | LESS: CANCELLED EFT PAYMENTS | | | |
| EF182277 | 27492 | Superchoice Services Pty Limited | Payroll Deductions | 11/09/2025 | -1,251,594.12 |
| EF182564 | 99997 | Coc Grants, Donations & Refunds | Grants, Donations & Refunds | 9/09/2025 | -160.75 |
| EF182701 | 99997 | Coc Grants, Donations & Refunds | Grants, Donations & Refunds | 24/09/2025 | -182.00 |
| | | TOTAL CANCELLED EFT PAYMENT | | | -1,251,936.87 |
| | | TOTAL EFT PAYMENTS (EXCL. CANCELLED PAYMENTS) | | | 18,316,870.91 |
| | | ADD: BANK FEES | | | |
| | | BPAY BATCH FEE | | | 13.02 |
| | | MERCHANT FEES COC | | | 4,147.12 |
| | | MERCHANT FEES MARINA | | | 169.64 |
| | | MERCHANT FEES ARC | | | 3,159.11 |
| | | MERCHANT FEES VARIOUS OUT CENTRES | | | 1,733.76 |

| | | | | |
|--|---|--|------------|----------------------|
| | NATIONAL BPAY CHARGE | | | 4,394.00 |
| | RTGS/ACLR FEE | | | 416.70 |
| | NAB TRANSACT FEE | | | 10,183.07 |
| | AMEX FEES | | | |
| | MERCHANDISE / OTHER FEES | | | |
| | | | | 24,216.42 |
| | <u>ADD: CREDIT CARD PAYMENTS</u> | | | 72,701.20 |
| | | | | 72,701.20 |
| | <u>ADD: PAYROLL PAYMENTS</u> | | | |
| | COC02/09/25 Pmt 000297488048 City of Cockburn | | 2/09/2025 | 995.25 |
| | COC03/09/25 Pmt 000297614021 City of Cockburn | | 3/09/2025 | 471.57 |
| | COC05/09/25 Pmt 000298097232 City of Cockburn | | 10/09/2025 | 36,460.84 |
| | COC07/09/25 Pmt 000298170617 City of Cockburn | | 10/09/2025 | 2,190,363.74 |
| | COC11/09/25 Pmt 000298291069 City of Cockburn | | 11/09/2025 | 2,569.83 |
| | COC12/09/25 Pmt 000298753559 City of Cockburn | | 17/09/2025 | 1,629.10 |
| | COC19/09/25 Pmt 000299263454 City of Cockburn | | 24/09/2025 | 74,758.54 |
| | COC21/09/25 Pmt 000299280745 City of Cockburn | | 24/09/2025 | 1,993,054.24 |
| | COC25/09/25 Pmt 000299414279 City of Cockburn | | 26/09/2025 | 1,036.13 |
| | COC26/09/25 Pmt 000299510579 City of Cockburn | | 26/09/2025 | 3,064.77 |
| | COC23/09/25 Pmt 000299727642 City of Cockburn | | 30/09/2025 | 894.97 |
| | | | | 4,305,298.98 |
| | TOTAL PAYMENTS MADE FOR THE MONTH | | | 22,719,087.51 |

City of Cockburn

Credit Card Transactions Report

Transactions Post Date Between 31-Jul-2025 and 29-Aug-2025

| <i>Date</i> | <i>Service Provider</i> | <i>Card Liability</i> | <i>Expense Category</i> |
|---|-------------------------|-----------------------|----------------------------------|
| CEO | | 60.65 | |
| 4/08/2025 | CITY OF FREMANTLE | 14.00 | Parking Expenses |
| 31/07/2025 | CITY OF FREMANTLE | 14.00 | Parking Expenses |
| 31/07/2025 | CITY OF FREMANTLE | 7.50 | Parking Expenses |
| 1/08/2025 | CITY OF FREMANTLE | 14.00 | Parking Expenses |
| 7/08/2025 | WILSON PARKING PER031 | 11.15 | Parking Expenses |
| Director Infrastructure Services | | 1,342.00 | |
| 11/08/2025 | WANEWSDTI | 32.00 | Subscriptions and Memberships |
| 8/08/2025 | COMPANY DIRECTOR | 750.00 | Subscriptions and Memberships |
| 7/08/2025 | LOCAL GOVERNEMENT MANA | 560.00 | Subscriptions and Memberships |
| Waste Collection Supervisor | | 495.80 | |
| 19/08/2025 | BOSS INDUSTRIAL | 411.84 | Supplies and Materials Purchases |
| 31/07/2025 | SUPER CHEAP AUTO | 83.96 | Supplies and Materials Purchases |
| Financial Counsellor | | 365.61 | |
| 13/08/2025 | Woolworths Online | 69.47 | Meeting/Workshop Catering |
| 27/08/2025 | Woolworths Online | 68.75 | Meeting/Workshop Catering |
| 20/08/2025 | Woolworths Online | 80.14 | Meeting/Workshop Catering |
| 20/08/2025 | Live Payments | 27.30 | Travel and Accommodation |
| 4/08/2025 | SPACETOCO VENUE HIRE | 22.50 | Hire of Equipment and Facilities |
| 6/08/2025 | Woolworths Online | 97.45 | Meeting/Workshop Catering |

Library Technology Coordinator**1,991.20**

| | | | |
|------------|------------------------|--------|----------------------------------|
| 13/08/2025 | Windcave | 397.45 | Subscriptions and Memberships |
| 4/08/2025 | DREAMITHOS* DREAMIT HO | 434.65 | Subscriptions and Memberships |
| 1/08/2025 | BUNNINGS GROUP LTD | 42.18 | Supplies and Materials Purchases |
| 18/08/2025 | INTNL TRANSACTION FEE | 0.85 | Subscriptions and Memberships |
| 18/08/2025 | OPENAI *CHATGPT SUBSCR | 33.93 | Subscriptions and Memberships |
| 4/08/2025 | WWW.ADDRESSIFY.COM.AU | 440.00 | Subscriptions and Memberships |
| 5/08/2025 | Intuit Mailchimp | 642.14 | Subscriptions and Memberships |

Service Lead Cockburn Libraries**1,999.74**

| | | | |
|------------|------------------------|--------|----------------------------------|
| 22/08/2025 | EZI*ALIA | 490.00 | Advertising |
| 31/07/2025 | SP WHEN MY BRAIN IS ME | 160.89 | Supplies and Materials Purchases |
| 22/08/2025 | BUNNINGS GROUP LTD | 64.24 | Supplies and Materials Purchases |
| 1/08/2025 | FACEBK *39CSTXCHE2 | 154.02 | Advertising |
| 7/08/2025 | EDUCATIONAL ART SUPP | 66.72 | Supplies and Materials Purchases |
| 8/08/2025 | MYO*GREEN WORLD INDOOR | 368.87 | Hire of Equipment and Facilities |
| 14/08/2025 | SHARED READING NSW | 695.00 | Professional Services |

Organisational Development Specialist**1,030.60**

| | | | |
|------------|------------------------|--------|-------------------------------------|
| 25/08/2025 | ST JOHN AMBULANCE AUST | 70.00 | Training & Professional Development |
| 21/08/2025 | IPAA | 710.60 | Training & Professional Development |
| 7/08/2025 | ST JOHN AMBULANCE AUST | 70.00 | Training & Professional Development |
| 25/08/2025 | ST JOHN AMBULANCE AUST | 180.00 | Training & Professional Development |

Service Manager Communications and Engagement**873.99**

| | | | |
|------------|-----------------------|--------|----------------------------------|
| 18/08/2025 | INTNL TRANSACTION FEE | 2.55 | Bank and Other Fees |
| 18/08/2025 | FIGMA | 101.84 | Subscriptions and Memberships |
| 27/08/2025 | INTNL TRANSACTION FEE | 1.35 | Bank and Other Fees |
| 27/08/2025 | BITLY.COM | 54.10 | Subscriptions and Memberships |
| 25/08/2025 | OFFICEWORKS | 28.00 | Supplies and Materials Purchases |
| 26/08/2025 | LNK.BIO | 1.54 | Subscriptions and Memberships |

| | | | |
|------------|-----------------------|--------|-----------------------|
| 26/08/2025 | INTNL TRANSACTION FEE | 0.04 | Bank and Other Fees |
| 4/08/2025 | FACEBK *KLDUGV4MT2 | 524.57 | Advertising |
| 14/08/2025 | WWW.AIRVIEWONLINE.COM | 160.00 | Professional Services |

Group Manager Growth and Sustainability **354.92**

| | | | |
|-----------|----------------|--------|--------------------------|
| 7/08/2025 | MEGATIX.COM.AU | 354.92 | Conferences and Seminars |
|-----------|----------------|--------|--------------------------|

Art and Culture Coordinator **273.19**

| | | | |
|------------|-------------------|--------|----------------------------------|
| 18/08/2025 | SP ZARTART.COM.AU | 68.90 | Supplies and Materials Purchases |
| 28/08/2025 | TEMU.COM | 204.29 | Supplies and Materials Purchases |

City Facilities Coordinator **2,920.77**

| | | | |
|------------|-----------------------|--------|----------------------------------|
| 8/08/2025 | ROLLERCO* ROLLERCO | 313.90 | Supplies and Materials Purchases |
| 11/08/2025 | OFFICEWORKS | 189.00 | Office Supplies |
| 14/08/2025 | BIG W 0455 | 89.00 | Office Supplies |
| 29/08/2025 | BEYOND TOOLS | 20.00 | Supplies and Materials Purchases |
| 6/08/2025 | PROACTIVE GROUP AU | 273.47 | Supplies and Materials Purchases |
| 27/08/2025 | TRADELINK PTY LIMITED | 420.00 | Supplies and Materials Purchases |
| 21/08/2025 | SQ *WA BOLTS PTY LTD | 39.64 | Supplies and Materials Purchases |
| 21/08/2025 | SP FIRST AID DISTRIB | 990.00 | Supplies and Materials Purchases |
| 22/08/2025 | TRADETOOLS | 585.76 | Equipment Purchases |

Waste Education Coordinator **274.96**

| | | | |
|------------|-----------------------|--------|-------------------------------|
| 13/08/2025 | Coogee Continental | 161.76 | Events and Functions |
| 8/08/2025 | CANVA* I04601-8214761 | 20.00 | Subscriptions and Memberships |
| 27/08/2025 | COLES 0490 | 25.50 | Events and Functions |
| 21/08/2025 | WOOLWORTHS 4367 | 67.70 | Events and Functions |

Service Lead Civil Infrastructure **386.80**

| | | | |
|------------|-----------------------|--------|----------------------------------|
| 13/08/2025 | BUNNINGS 729000 | 128.90 | Equipment Purchases |
| 29/08/2025 | BatteryWorld O'connor | 128.95 | Supplies and Materials Purchases |
| 29/08/2025 | BatteryWorld O'connor | 128.95 | Equipment Purchases |

Service Manager Waste & Fleet Services 1,998.35

| | | | |
|------------|------------------------|--------|----------------------------------|
| 12/08/2025 | EVENT AND CONFERENCE C | 548.10 | Conferences and Seminars |
| 28/08/2025 | GOOD PRODUCTS DISTRIBU | 77.55 | Supplies and Materials Purchases |
| 28/08/2025 | MIDALIA STEEL PTY LT | 791.60 | Supplies and Materials Purchases |
| 12/08/2025 | EVENT AND CONFERENCE C | 548.10 | Conferences and Seminars |
| 6/08/2025 | PRECISION LASER SYSTEM | 33.00 | Supplies and Materials Purchases |

Fire and Emergency Management Manager 384.00

| | | | |
|------------|----------------------|--------|-------------------------------------|
| 31/07/2025 | WOOLWORTHS 4703 | 24.00 | Meeting/Workshop Catering |
| 15/08/2025 | AUSTRALIAN RED CROSS | 360.00 | Training & Professional Development |

Service Manager Community Services 428.60

| | | | |
|------------|------------------------|--------|-------------------------------------|
| 11/08/2025 | SQ *UGLY DUCKLING WINE | 363.60 | Events and Functions |
| 4/08/2025 | WILSON PARKING PER060 | 31.00 | Training & Professional Development |
| 1/08/2025 | WILSON PARKING PER060 | 34.00 | Training & Professional Development |

Principal Advocacy and Public Policy 229.48

| | | | |
|------------|-----------------------|-------|-------------------------------|
| 12/08/2025 | WANEWSDTI | 32.00 | Subscriptions and Memberships |
| 4/08/2025 | WILSON PARKING P187 | 24.33 | Parking Expenses |
| 4/08/2025 | EasyPark | 8.27 | Parking Expenses |
| 1/08/2025 | Esplanade Rydges ICP | 72.00 | Meeting/Workshop Catering |
| 1/08/2025 | EasyPark | 40.34 | Parking Expenses |
| 7/08/2025 | LS Kerry St Pear Tree | 22.24 | Meeting/Workshop Catering |
| 25/08/2025 | SECURE PARKING 800940 | 30.30 | Parking Expenses |

Adult Services Coordinator 1,827.85

| | | | |
|------------|----------------------|-------|----------------------------------|
| 5/08/2025 | Games World Cockburn | 99.00 | Supplies and Materials Purchases |
| 18/08/2025 | FARMER JACKS SPEARWO | 25.91 | Meeting/Workshop Catering |
| 5/08/2025 | Games World Cockburn | 15.94 | Supplies and Materials Purchases |
| 5/08/2025 | Games World Cockburn | 99.00 | Supplies and Materials Purchases |
| 5/08/2025 | Games World Cockburn | 99.00 | Supplies and Materials Purchases |

| | | | |
|------------|----------------------|--------|-------------------------------------|
| 5/08/2025 | Games World Cockburn | 99.00 | Supplies and Materials Purchases |
| 14/08/2025 | SHARED READING NSW | 695.00 | Training & Professional Development |
| 14/08/2025 | SHARED READING NSW | 695.00 | Training & Professional Development |

Service Lead Cockburn Care Operations **548.12**

| | | | |
|-----------|-------------------|--------|-------------------------------------|
| 7/08/2025 | NEXACU | 402.02 | Training & Professional Development |
| 4/08/2025 | Woolworths Online | 146.10 | Supplies and Materials Purchases |

Service Manager Community Development **326.98**

| | | | |
|------------|-----------------------|--------|----------------------------------|
| 21/08/2025 | Canva* 04614-15836529 | 39.98 | Subscriptions and Memberships |
| 31/07/2025 | POST BAYSWATER LPO | 87.00 | Subscriptions and Memberships |
| 5/08/2025 | PAYPAL *BINIANOMINE | 200.00 | Supplies and Materials Purchases |

Library Technician **443.89**

| | | | |
|------------|-----------------------|--------|----------------------------------|
| 15/08/2025 | SP JB HI-FI ONLINE | 71.95 | Supplies and Materials Purchases |
| 18/08/2025 | AMAZON AU RETAIL | 56.90 | Supplies and Materials Purchases |
| 29/08/2025 | BOKUS.COM | 166.45 | Supplies and Materials Purchases |
| 29/08/2025 | INTNL TRANSACTION FEE | 4.16 | Supplies and Materials Purchases |
| 11/08/2025 | Booktopia | 144.43 | Supplies and Materials Purchases |

Service Manager Library, Place and Culture **5.33**

| | | | |
|-----------|------------------------------|------|---------------------|
| 1/08/2025 | ANNUAL FEE MS JANETTE WRIGHT | 5.33 | Bank and other fees |
|-----------|------------------------------|------|---------------------|

Chief Information Officer **894.25**

| | | | |
|------------|--|----------|---------------------|
| 22/08/2025 | CPP Convention Centre MR JACOB CURULLI | 26.25 | Parking Expenses |
| 4/08/2025 | OFFICEWORKS MR JACOB CURULLI | - 248.00 | Equipment Purchases |
| 4/08/2025 | OFFICEWORKS MR JACOB CURULLI | - 372.00 | Equipment Purchases |
| 6/08/2025 | OFFICEWORKS MR JACOB CURULLI | 620.00 | Equipment Purchases |
| 4/08/2025 | OFFICEWORKS MR JACOB CURULLI | - 124.00 | Equipment Purchases |
| 4/08/2025 | OFFICEWORKS MR JACOB CURULLI | 248.00 | Equipment Purchases |
| 4/08/2025 | OFFICEWORKS MR JACOB CURULLI | 372.00 | Equipment Purchases |
| 4/08/2025 | OFFICEWORKS MR JACOB CURULLI | 372.00 | Equipment Purchases |

Childrens Development Officer**65.00**

| | | | |
|------------|----------------------|-------|----------------------------------|
| 15/08/2025 | SPACETOCO VENUE HIRE | 65.00 | Hire of Equipment and Facilities |
|------------|----------------------|-------|----------------------------------|

Manager Libraries and Activation - Coolbellup**129.40**

| | | | |
|------------|------------------------|--------|----------------------------------|
| 5/08/2025 | WOOLWORTHS 4703 | 3.00 | Office Supplies |
| 19/08/2025 | WOOLWORTHS 4703 | 6.40 | Office Supplies |
| 5/08/2025 | SEC*THE SEED COLLECTIO | 120.00 | Supplies and Materials Purchases |

Service Lead Rangers and Parking**1,373.64**

| | | | |
|------------|---------------------|--------|-------------------------------|
| 29/08/2025 | Lucid Software Inc. | 17.60 | Subscriptions and Memberships |
| 4/08/2025 | PAYPAL *AUSTRALIANI | 450.00 | Conferences and Seminars |
| 4/08/2025 | QANTAS | 906.04 | Travel and Accommodation |

Service Lead Seniors Centre**3,066.43**

| | | | |
|------------|------------------------|----------|----------------------------------|
| 22/08/2025 | MUNDARING HOTEL | 1,148.00 | Events and Functions |
| 12/08/2025 | 170517CH PTY LTD | 429.83 | Supplies and Materials Purchases |
| 13/08/2025 | The WA MUSEUM | 275.00 | Events and Functions |
| 29/08/2025 | VICTORIA HOTEL TOODYAY | 1,170.00 | Events and Functions |
| 15/08/2025 | OFFICEWORKS | 43.60 | Office Supplies |

Senior Centre Programs Booking Officer**305.17**

| | | | |
|------------|------------------------|--------|----------------------------------|
| 15/08/2025 | MARKLAND EXPRESS LAUND | 15.43 | Disputed Transaction |
| 15/08/2025 | INTNL TRANSACTION FEE | 0.39 | Disputed Transaction |
| 14/08/2025 | OFFICEWORKS | 107.35 | Supplies and Materials Purchases |
| 15/08/2025 | SPACETOCO VENUE HIRE | 182.00 | Hire of Equipment and Facilities |

Senior Centre Programs Booking Officer**1,751.21**

| | | | |
|------------|-----------------------|--------|----------------------|
| 25/08/2025 | THE LAUNDRY DEPOT | 15.57 | Disputed Transaction |
| 25/08/2025 | KODAK KHOTEL | 768.05 | Disputed Transaction |
| 25/08/2025 | INTNL TRANSACTION FEE | 0.39 | Disputed Transaction |
| 25/08/2025 | INTNL TRANSACTION FEE | 15.13 | Disputed Transaction |

| | | | |
|------------|-----------------------|--------|----------------------|
| 25/08/2025 | INTNL TRANSACTION FEE | 19.20 | Disputed Transaction |
| 25/08/2025 | HUMBLE HOUSE TAIPEI | 605.12 | Disputed Transaction |
| 26/08/2025 | INTNL TRANSACTION FEE | 7.61 | Disputed Transaction |
| 26/08/2025 | BOUTECH ARCHESS HOTEL | 304.32 | Disputed Transaction |
| 22/08/2025 | THE LAUNDRY DEPOT | 15.43 | Disputed Transaction |
| 22/08/2025 | INTNL TRANSACTION FEE | 0.39 | Disputed Transaction |

Director Community and Place **354.92**

| | | | |
|------------|---------------------------------|--------|--------------------------|
| 11/08/2025 | MEGATIX.COM.AU MS KYLIE JOHNSON | 354.92 | Conferences and Seminars |
|------------|---------------------------------|--------|--------------------------|

Service Manager Rangers and Community Safety **21.19**

| | | | |
|-----------|--|-------|---------------------------|
| 7/08/2025 | COLES 0494COLES 0494 MR LUKE GLENN SCOTT | 21.19 | Meeting/Workshop Catering |
|-----------|--|-------|---------------------------|

Group Manager Assets and Projects **751.84**

| | | | |
|------------|--|--------|---|
| 27/08/2025 | SEC*CITY OF COCKBURN JOSEPH SARACENI | 696.01 | Application, Licence, Registration Fees |
| 31/07/2025 | INSTITUTE OF PUBLIC WO JOSEPH SARACENI | 55.83 | Conferences and Seminars |

Family & Community Services Manager **1,366.59**

| | | | |
|------------|----------------------|----------|----------------------------------|
| 27/08/2025 | WOOLWORTHS 4394 | 78.40 | Meeting/Workshop Catering |
| 27/08/2025 | WOOLWORTHS 4394 | 50.75 | Meeting/Workshop Catering |
| 25/08/2025 | SPACETOCO VENUE HIRE | - 156.75 | Hire of Equipment and Facilities |
| 25/08/2025 | SPACETOCO VENUE HIRE | - 171.00 | Hire of Equipment and Facilities |
| 28/08/2025 | Prof Psych Services | 264.00 | Professional Services |
| 19/08/2025 | SPACETOCO VENUE HIRE | 135.00 | Hire of Equipment and Facilities |
| 19/08/2025 | SPACETOCO VENUE HIRE | 277.50 | Hire of Equipment and Facilities |
| 19/08/2025 | SPACETOCO VENUE HIRE | 305.25 | Hire of Equipment and Facilities |
| 19/08/2025 | SPACETOCO VENUE HIRE | 333.00 | Hire of Equipment and Facilities |
| 19/08/2025 | SPACETOCO VENUE HIRE | 84.50 | Hire of Equipment and Facilities |
| 15/08/2025 | SPACETOCO VENUE HIRE | 157.50 | Hire of Equipment and Facilities |
| 29/08/2025 | WOOLWORTHS 4703 | 18.00 | Meeting/Workshop Catering |
| 27/08/2025 | EZI*PACFA | 16.00 | Supplies and Materials Purchases |
| 25/08/2025 | SPACETOCO VENUE HIRE | - 142.50 | Hire of Equipment and Facilities |

| | | | |
|------------|------------------|--------|----------------------------------|
| 21/08/2025 | OFFICEWORKS 0620 | 116.94 | Supplies and Materials Purchases |
|------------|------------------|--------|----------------------------------|

Service Lead Cockburn ARC**897.78**

| | | | |
|------------|--------------------|--------|----------------------------------|
| 15/08/2025 | SP SUPPLEMENT MART | 518.30 | Supplies and Materials Purchases |
| 13/08/2025 | FACEBK *RGGJKULD52 | 200.00 | Advertising |
| 4/08/2025 | FACEBK *5JXM6UGD52 | 100.48 | Advertising |
| 18/08/2025 | Woolworths Online | 79.00 | Supplies and Materials Purchases |

Infrastructure & Operations Coordinator**1,442.10**

| | | | |
|------------|--|--------|---|
| 29/08/2025 | SP ROYAL LIFE SAVING S MISS SARAH J WESTBERG | 401.10 | Equipment Purchases |
| 31/07/2025 | CITY OF COCKBURN MISS SARAH J WESTBERG | 500.00 | Application, Licence, Registration Fees |
| 31/07/2025 | CITY OF COCKBURN MISS SARAH J WESTBERG | 541.00 | Application, Licence, Registration Fees |

Health, Fitness and Wellbeing Coordinator**1,212.90**

| | | | |
|------------|--------------------------------------|--------|----------------------------------|
| 18/08/2025 | FANTASTIC FURNITURE MR KYLE BEATTIE | 89.00 | Equipment Purchases |
| 22/08/2025 | KMART MR KYLE BEATTIE | 356.50 | Equipment Purchases |
| 21/08/2025 | SP JB HI-FI ONLINE MR KYLE BEATTIE | 79.00 | Equipment Purchases |
| 21/08/2025 | SP BESTTOYSTORE MR KYLE BEATTIE | 117.00 | Equipment Purchases |
| 27/08/2025 | WOOLWORTHS 4394 MR KYLE BEATTIE | 10.60 | Program Costs |
| 27/08/2025 | BUNNINGS 729000 MR KYLE BEATTIE | 42.90 | Supplies and Materials Purchases |
| 7/08/2025 | UNICARE HEALTH MR KYLE BEATTIE | 66.00 | Professional Services |
| 5/08/2025 | POWER AUDIO VISUAL P MR KYLE BEATTIE | 198.00 | Professional Services |
| 14/08/2025 | SP MICCA MARKETING MR KYLE BEATTIE | 240.00 | Supplies and Materials Purchases |
| 15/08/2025 | Jaycar Jandakot MR KYLE BEATTIE | 13.90 | Supplies and Materials Purchases |

Customer Experience Coordinator - ARC**2,668.93**

| | | | |
|------------|-----------------------|--------|----------------------------------|
| 1/08/2025 | COLES 0490COLES 0490 | 136.00 | Supplies and Materials Purchases |
| 5/08/2025 | Canva* 04596-7213625 | 17.99 | Subscriptions and Memberships |
| 7/08/2025 | OUTGROW | 178.35 | Subscriptions and Memberships |
| 7/08/2025 | INTNL TRANSACTION FEE | 4.46 | Bank and Other Fees |
| 26/08/2025 | INTNL TRANSACTION FEE | 9.71 | Bank and Other Fees |
| 26/08/2025 | DELIGHTED LLC | 388.33 | Subscriptions and Memberships |

| | | | |
|------------|----------------------|--------|---|
| 4/08/2025 | Google ADS7377651407 | 386.09 | Advertising |
| 31/07/2025 | SP YOUR REFORMER | 115.00 | Supplies and Materials Purchases |
| 13/08/2025 | iStock.com | 93.50 | Subscriptions and Memberships |
| 14/08/2025 | WOOLWORTHS 4394 | 60.50 | Supplies and Materials Purchases |
| 5/08/2025 | GYMSALES.NET | 242.00 | Subscriptions and Memberships |
| 5/08/2025 | NAAVI PTY LTD | 32.00 | Subscriptions and Memberships |
| 20/08/2025 | THOMAS FINDLAY GROUP | 605.00 | Equipment Purchases |
| 18/08/2025 | IP AUSTRALIA | 400.00 | Application, Licence, Registration Fees |

Youth Centre Coordinator**1,326.04**

| | | | |
|------------|--------------------------------------|--------|---------------------|
| 7/08/2025 | BP EX THOMSNS L 5992 MR MARK ARMANDI | 19.40 | Program Costs |
| 20/08/2025 | OFFICEWORKS 0616 MR MARK ARMANDI | 160.28 | Program Costs |
| 21/08/2025 | BIGW ONLINE MR MARK ARMANDI | 49.90 | Equipment Purchases |
| 21/08/2025 | OFFICEWORKS MR MARK ARMANDI | 71.93 | Office Supplies |
| 14/08/2025 | KMART 1362 MR MARK ARMANDI | 26.00 | Program Costs |
| 31/07/2025 | ARMANDOS SPORTS MR MARK ARMANDI | 278.65 | Equipment Purchases |
| 21/08/2025 | TONY ALE AND CO MR MARK ARMANDI | 32.78 | Program Costs |
| 29/08/2025 | WARFORLESS MR MARK ARMANDI | 687.10 | Program Costs |

Branch Support Librarian**605.89**

| | | | |
|------------|----------------------|--------|----------------------------------|
| 28/08/2025 | COCKBURN SUPER CLINI | 12.99 | Supplies and Materials Purchases |
| 27/08/2025 | COLES 0490 | 100.00 | Supplies and Materials Purchases |
| 27/08/2025 | COLES 0490 | 100.00 | Supplies and Materials Purchases |
| 14/08/2025 | OFFICEWORKS | 32.95 | Supplies and Materials Purchases |
| 20/08/2025 | PAYPAL *BUNNINGSGRO | 31.96 | Supplies and Materials Purchases |
| 26/08/2025 | CRICUT | 139.99 | Supplies and Materials Purchases |
| 25/08/2025 | NEWS PTY LIMITED | 88.00 | Supplies and Materials Purchases |
| 27/08/2025 | COLES 0490 | 100.00 | Supplies and Materials Purchases |

Service Lead Events and Culture**866.79**

| | | | |
|------------|------------------------|----------|-------------------------------------|
| 27/08/2025 | WOOLWORTHS 4367 | 15.00 | Events and Functions |
| 22/08/2025 | GO2CUP | 181.50 | Hire of Equipment and Facilities |
| 22/08/2025 | ST JOHN AMBULANCE AUST | - 590.00 | Training & Professional Development |

| | | | |
|------------|------------------------|--------|-------------------------------------|
| 13/08/2025 | ST JOHN AMBULANCE AUST | 295.00 | Training & Professional Development |
| 7/08/2025 | ST JOHN AMBULANCE AUST | 590.00 | Training & Professional Development |
| 22/08/2025 | ST JOHN AMBULANCE AUST | 360.00 | Training & Professional Development |
| 21/08/2025 | FARMER JACKS SPEARWO | 15.29 | Events and Functions |

Branch Manager - Spearwood Library**1,967.76**

| | | | |
|------------|---|--------|---|
| 27/08/2025 | WWW.ADDRESSIFY.COM.AU MELISSA MCINTYRE | 440.00 | Subscriptions and Memberships |
| 27/08/2025 | Google One MELISSA MCINTYRE | 149.99 | Subscriptions and Memberships |
| 27/08/2025 | DREAMITHOS* DREAMIT HO MELISSA MCINTYRE | 234.70 | Application, Licence, Registration Fees |
| 1/08/2025 | KITCHEN WAREHOUSE MELISSA MCINTYRE | 159.90 | Supplies and Materials Purchases |
| 1/08/2025 | SQ *MANJIMUP TOURIST B MELISSA MCINTYRE | 101.40 | Supplies and Materials Purchases |
| 4/08/2025 | WANEWSDTI MELISSA MCINTYRE | 592.19 | Subscriptions and Memberships |
| 5/08/2025 | Neverfail Springwater MELISSA MCINTYRE | 46.20 | Hire of Equipment and Facilities |
| 29/08/2025 | BUNNINGS 323000 MELISSA MCINTYRE | 21.96 | Supplies and Materials Purchases |
| 14/08/2025 | MYO*GREEN WORLD INDOOR MELISSA MCINTYRE | 221.42 | Hire of Equipment and Facilities |

Executive Officer to the Mayor and Council**2,633.19**

| | | | |
|------------|------------------------|----------|-------------------------------------|
| 18/08/2025 | MEGATIX.COM.AU | 354.92 | Conferences and Seminars |
| 12/08/2025 | EB *Intro to AI for Sm | 313.67 | Training & Professional Development |
| 29/08/2025 | WALGA EVENTS | 1,964.60 | Conferences and Seminars |

Principal Economic Development**1,238.08**

| | | | |
|------------|------------------------|--------|-------------------------------------|
| 27/08/2025 | EDA | 632.50 | Training & Professional Development |
| 19/08/2025 | CURTIN UNIVERSITY | 252.15 | Program Costs |
| 25/08/2025 | UBER *EATS HELP.UBER.C | 111.43 | Disputed Transaction |
| 7/08/2025 | Wilson Parking Austral | 20.28 | Parking Expenses |
| 27/08/2025 | OFFICEWORKS | 130.85 | Office Supplies |
| 26/08/2025 | SQ *CAFFISSIMO PHOENIX | 10.87 | Meeting/Workshop Catering |
| 21/08/2025 | Pan Pacific | 40.00 | Parking Expenses |
| 21/08/2025 | Pan Pacific | 40.00 | Parking Expenses |

Service Lead Parks 900.00

| | | | |
|------------|--------------------|--------|-------------------------------|
| 11/08/2025 | EZI*Irrigation AUS | 900.00 | Subscriptions and Memberships |
|------------|--------------------|--------|-------------------------------|

Social Club Coordinator 1,136.64

| | | | |
|------------|------------------------|--------|----------------------------------|
| 11/08/2025 | Woolworths Online | 170.05 | Supplies and Materials Purchases |
| 8/08/2025 | LIQUORLAND 3245LIQUORL | 300.00 | Events and Functions |
| 8/08/2025 | HH RED CHICKEN PTY L | 5.45 | Supplies and Materials Purchases |
| 21/08/2025 | HH RED CHICKEN PTY L | 100.79 | Supplies and Materials Purchases |
| 18/08/2025 | Woolworths Online | 203.95 | Supplies and Materials Purchases |
| 26/08/2025 | KMART 1362 | 68.00 | Supplies and Materials Purchases |
| 13/08/2025 | HAMILTON HILL IGA | 66.19 | Supplies and Materials Purchases |
| 8/08/2025 | HH RED CHICKEN PTY L | 58.20 | Supplies and Materials Purchases |
| 26/08/2025 | KMART | 120.00 | Supplies and Materials Purchases |
| 28/08/2025 | HAMILTON HILL IGA | 44.01 | Supplies and Materials Purchases |

Service Manager Health and Building Services 119.00

| | | | |
|------------|----------------------|--------|----------------------------------|
| 13/08/2025 | SPACETOCO VENUE HIRE | 10.00 | Hire of Equipment and Facilities |
| 7/08/2025 | KMART 1362KMART 1362 | 119.00 | Supplies and Materials Purchases |
| 18/08/2025 | SPACETOCO VENUE HIRE | - 1.00 | Hire of Equipment and Facilities |
| 18/08/2025 | SPACETOCO VENUE HIRE | - 1.00 | Hire of Equipment and Facilities |
| 18/08/2025 | SPACETOCO VENUE HIRE | - 1.00 | Hire of Equipment and Facilities |
| 18/08/2025 | SPACETOCO VENUE HIRE | - 1.00 | Hire of Equipment and Facilities |
| 18/08/2025 | SPACETOCO VENUE HIRE | - 1.00 | Hire of Equipment and Facilities |
| 18/08/2025 | SPACETOCO VENUE HIRE | - 1.00 | Hire of Equipment and Facilities |
| 18/08/2025 | SPACETOCO VENUE HIRE | - 1.00 | Hire of Equipment and Facilities |
| 18/08/2025 | SPACETOCO VENUE HIRE | - 1.00 | Hire of Equipment and Facilities |
| 18/08/2025 | SPACETOCO VENUE HIRE | - 1.00 | Hire of Equipment and Facilities |
| 18/08/2025 | SPACETOCO VENUE HIRE | - 1.00 | Hire of Equipment and Facilities |

Executive Assistant to the CEO 1,473.29

| | | | |
|------------|--|----------|----------------------------------|
| 25/08/2025 | Subway Spearwood 19850 MISS REBECCA SANDER | 61.20 | Meeting/Workshop Catering |
| 14/08/2025 | DYNAMICGIFT MISS REBECCA SANDERS | 1,350.89 | Supplies and Materials Purchases |
| 14/08/2025 | Subway Spearwood 19850 MISS REBECCA SANDER | 61.20 | Meeting/Workshop Catering |

Service Lead Young People**1,415.02**

| | | | |
|------------|------------------------|--------|-----------------|
| 1/08/2025 | BP EX THOMSNS L 5992 | 12.10 | Office Supplies |
| 15/08/2025 | ESCAPE PORTAL | 450.00 | Program Costs |
| 1/08/2025 | DOT - LICENSING | 120.50 | Program Costs |
| 31/07/2025 | BOUNCE HOLDINGS AUSTRA | 832.42 | Program Costs |

Service Manager Procurement and Contracts**17,676.47**

| | | | |
|------------|------------------------|-----------|-------------------------------------|
| 22/08/2025 | NATIONWIDE TRAINING PT | 2,000.00 | Training & Professional Development |
| 26/08/2025 | BUSINESS NEWS PTY LT | 275.00 | Conferences and Seminars |
| 26/08/2025 | BUSINESS NEWS PTY LT | 275.00 | Conferences and Seminars |
| 27/08/2025 | COLES 0352 | 250.00 | Events and Functions |
| 27/08/2025 | COLES 0352 | 250.00 | Events and Functions |
| 27/08/2025 | COLES 0494 | 250.00 | Events and Functions |
| 12/08/2025 | POST SPEARWOOD LPO | 205.95 | Events and Functions |
| 5/08/2025 | PRECISION LASER SYSTEM | 2,395.00 | Equipment Purchases |
| 31/07/2025 | Krispy Kreme Australia | 44.95 | Meeting/Workshop Catering |
| 1/08/2025 | COMPANY DIRECTOR | 750.00 | Subscriptions and Memberships |
| 1/08/2025 | PASA | 102.85 | Training & Professional Development |
| 29/08/2025 | SINGAPORE AIRLINES | 10,877.72 | Travel and Accommodation |

Events Officer**400.00**

| | | | |
|-----------|------------------------|--------|----------------------|
| 7/08/2025 | SQ *TEA CEREMONY PERTH | 400.00 | Events and Functions |
|-----------|------------------------|--------|----------------------|

Group Manager Recreation and Place**43.95**

| | | | |
|------------|------------------|-------|-----------------|
| 26/08/2025 | OFFICEWORKS 0616 | 43.95 | Office Supplies |
|------------|------------------|-------|-----------------|

Citizenship and Civic Services Superviso**625.70**

| | | | |
|------------|-----------------|--------|-----------------|
| 28/08/2025 | BIG W 0455 | 19.00 | Office Supplies |
| 27/08/2025 | BIG W 0455 | 31.00 | Office Supplies |
| 13/08/2025 | WOOLWORTHS 4367 | 309.50 | Office Supplies |
| 27/08/2025 | WOOLWORTHS 4367 | 266.20 | Office Supplies |

Senior Youth Outreach Worker**1,415.09**

| | | | |
|------------|----------------------|--------|---------------|
| 7/08/2025 | DOT - LICENSING | 120.50 | Program Costs |
| 28/08/2025 | DOT - LICENSING | 120.50 | Program Costs |
| 29/08/2025 | IPLAY ROCKINGHAM | 26.20 | Program Costs |
| 15/08/2025 | ALLWOOD TIMBER SUPPL | 218.48 | Program Costs |
| 13/08/2025 | OCC APPAREL | 908.41 | Program Costs |
| 13/08/2025 | COLES 0490 | 21.00 | Program Costs |

Service Lead Community Development and P**1,092.18**

| | | | |
|------------|------------------------|--------|----------------------------------|
| 15/08/2025 | SPACETOCO VENUE HIRE | 26.00 | Hire of Equipment and Facilities |
| 28/08/2025 | BIG W 0455 | 101.70 | Events and Functions |
| 25/08/2025 | UBER *TRIP HELP.UBER.C | 12.18 | Travel and Accommodation |
| 21/08/2025 | PRICELESS DISCOUNTS PH | 40.47 | Program Costs |
| 18/08/2025 | TUCKER FRESH TREEBY | 62.93 | Meeting/Workshop Catering |
| 18/08/2025 | LS Bistro 21 | 202.20 | Hire of Equipment and Facilities |
| 4/08/2025 | ERGONOMICOFFICE | 139.00 | Equipment Purchases |
| 29/08/2025 | FACEBK *3H72GYC3Y2 | 13.20 | Bank and Other Fees |
| 28/08/2025 | SPACETOCO VENUE HIRE | 27.00 | Hire of Equipment and Facilities |
| 21/08/2025 | BIG W 0455 | 12.00 | Events and Functions |
| 19/08/2025 | PHOENIX NEWSAGENCY | 12.00 | Events and Functions |
| 19/08/2025 | BIG W 0455 | 198.50 | Events and Functions |
| 20/08/2025 | COCKBURN BOWLING & REC | 245.00 | Events and Functions |

Marina Manager**1,064.46**

| | | | |
|------------|---------------------|--------|---|
| 20/08/2025 | AMSA ONLINE PAYMENT | 226.00 | Application, Licence, Registration Fees |
| 19/08/2025 | MARINE PLUS | 838.46 | Equipment Purchases |

Library Technician- Systems**1,331.68**

| | | | |
|------------|-----------------------|--------|----------------------------------|
| 28/08/2025 | SP JB HI-FI ONLINE | 203.81 | Supplies and Materials Purchases |
| 28/08/2025 | AMAZON AU RETAIL | 41.98 | Supplies and Materials Purchases |
| 29/08/2025 | AMAZON AU MARKETPLACE | 30.35 | Supplies and Materials Purchases |

| | | | |
|------------|------------------------|--------|----------------------------------|
| 4/08/2025 | SQ *NOONGAR BOODJAR LA | 136.18 | Supplies and Materials Purchases |
| 4/08/2025 | SP JB HI-FI ONLINE | 298.80 | Supplies and Materials Purchases |
| 4/08/2025 | Booktopia | 95.28 | Supplies and Materials Purchases |
| 12/08/2025 | SP JB HI-FI ONLINE | 313.71 | Supplies and Materials Purchases |
| 12/08/2025 | Booktopia | 123.50 | Supplies and Materials Purchases |
| 12/08/2025 | BIGW ONLINE | 88.07 | Supplies and Materials Purchases |

Family Day Care PMC (Person with Managem **494.75**

| | | | |
|------------|------------------|--------|-------------------------------|
| 11/08/2025 | MYO*Harmony Kids | 494.75 | Subscriptions and Memberships |
|------------|------------------|--------|-------------------------------|

Senior Community Safety **11.04**

| | | | |
|------------|-----------------------|-------|-------------------------------|
| 13/08/2025 | INTNL TRANSACTION FEE | 0.27 | Bank and Other Fees |
| 13/08/2025 | ZEROTIER INC. | 10.77 | Subscriptions and Memberships |

| | |
|------------------|---------------------|
| Total Cards - 57 | \$ 72,701.20 |
|------------------|---------------------|

Credit Card Transactions - transacted in July paid in August 2025

| Expense Category2 | Description | \$ |
|--|---|-----------------|
| Advertising | ALIA job board | 490.00 |
| | facebook Add | 524.57 |
| | Facebook Ads Sports, Home Schooling | 300.48 |
| | Facebook advertising | 154.02 |
| | Google Ads Home Schooling | 386.09 |
| Advertising Total | | 1,855.16 |
| Application, Licence, Registration Fees | Annual Pool Inspection | 1,041.00 |
| | Commercial registration for marina boat | 226.00 |
| | Omeo Amenities | 696.01 |
| | SERVER MANAGEMENT | 234.70 |
| | Trademark Renewal | 400.00 |
| Application, Licence, Registration Fees Total | | 2,597.71 |
| Bank and Other Fees | Annual Fee | 5.33 |
| | Facebook ad | 13.20 |
| | international bank fees | 3.94 |
| | International Transaction Fee | 14.17 |
| | Transaction fee Zero Tier | 0.27 |
| Bank and Other Fees Total | | 36.91 |
| Conferences and Seminars | AIAM Conference Ticket (Pre-Approved) | 450.00 |
| | Attendance at 2050 Summit | 354.92 |
| | Conference | 550.00 |
| | Cr Corke - Committee for Perth | 354.92 |
| | Deputy Mayor Stone - WALGA Conference | 1,964.60 |
| | IPA Breakfast | 55.83 |
| | Summit-Committee for Perth ticket | 354.92 |
| | WA Waste Conference | 1,096.20 |
| Conferences and Seminars Total | | 5,181.39 |
| Disputed Transaction | disputed transaction | 1,767.03 |
| | Person Expense - Reimbursement Required | 111.43 |
| Disputed Transaction Total | | 1,878.46 |
| Equipment Purchases | Bean Bags for KGA | 117.00 |
| | Coffee Knock Box | 49.90 |
| | Draws for Cycle Room | 89.00 |
| | Hiab Crane remote batteries | 128.95 |
| | Misc Equipment for KGA & Sports | 356.50 |
| | Printing Machine for Cash Counter | 605.00 |
| | RECEIVER GEOFENNEL | 2,395.00 |
| | replacement tools BMO staff | 585.76 |
| | Rescue Throw Bags | 401.10 |
| | Speaker for KGA | 79.00 |
| | Sports Equipment | 278.65 |
| | Tamper, shovel, telescopic pole & scoop | 128.90 |
| | Wet weather jackets | 838.46 |
| | Wireless HDMI Receiver/Transmitter | 868.00 |
| | Wrist support | 139.00 |
| Equipment Purchases Total | | 7,060.22 |
| Events and Functions | catering | 400.00 |
| | Decorations | 24.00 |
| | Drinks for History Conference | 15.00 |

Credit Card Transactions - transacted in July paid in August 2025

| Expense Category2 | Description | \$ |
|---|--|-----------------|
| Events and Functions | Event catering | 245.00 |
| | Gift | 205.95 |
| | Kathryn George retirement | 300.00 |
| | Prizes and decoration | 198.50 |
| | Senior Centre Outing | 363.60 |
| | Seniors Centre - Outing | 2,593.00 |
| | Sustainable Living Events | 254.96 |
| | Thank You Vouchers | 750.00 |
| | Water for History Conference | 15.29 |
| | Welcoming week | 101.70 |
| Events and Functions Total | | 5,467.00 |
| Hire of Equipment and Facilities | AF Classes Hall Hire | 182.00 |
| | Baby Makes 3 venue hire | 333.00 |
| | Beeliar Hub venue hire | 157.50 |
| | Health Promotion Program Booking Refund | - 4.00 |
| | Health Promotion Program Room Booking | 8.00 |
| | Health Promotion Program Room Refund | - 4.00 |
| | Hire of cups for History Conference | 181.50 |
| | HireCoolbellupHubFroggyOutdoorPlaygroup | 65.00 |
| | Indoor plant hire Success Library | 368.87 |
| | Room hire | 255.20 |
| | Room hire for Baby makes 3 program | 22.50 |
| | Service and hire of live plants and pots | 221.42 |
| | Venue hire Baby Makes 3 | 332.00 |
| | Water cooler rental | 46.20 |
| Hire of Equipment and Facilities Total | | 2,165.19 |
| Meeting/Workshop Catering | Catering for monthly ELT | 61.20 |
| | Catering for Monthly ELT meeting | 61.20 |
| | Catering for Wise Women Workshop | 78.40 |
| | Cockburn LEMC Exercise Snacks | 24.00 |
| | Consumables for workshops | 50.75 |
| | Food for My Time | 68.75 |
| | Food for My Time group | 247.06 |
| | Meeting refreshments | 62.93 |
| | Meeting with Cockburn Cougars x3pax | 22.24 |
| | Meeting with Head of Henderson Alliance | 10.87 |
| | NGAA breakfast briefing x2 staff | 72.00 |
| | NHW Meeting 6.8.25 Drinks | 21.19 |
| | Refreshments for Emily Paull talk | 25.91 |
| | Staff Farewell | 44.95 |
| | Supplies for workshops | 18.00 |
| Meeting/Workshop Catering Total | | 869.45 |
| Office Supplies | Amenities and catering supplies | 625.70 |
| | Certificate Paper | 43.95 |
| | LABELS | 43.60 |
| | Lanyards | 71.93 |
| | milk for meeting room | 9.40 |
| | Name tags for event | 130.85 |
| | new laminator Op centre 1st floor | 189.00 |

Credit Card Transactions - transacted in July paid in August 2025

| Expense Category2 | Description | \$ |
|------------------------------------|--|-----------------|
| Office Supplies | new toaster Admin ground kitchen | 89.00 |
| | Staff milk for hot bevarages | 12.10 |
| Office Supplies Total | | 1,215.53 |
| Parking Expenses | 24hr Parking Rottnest event NGAA | 24.33 |
| | ASEAN Celebration event Parking Ticket | 20.28 |
| | cbd parking | 30.30 |
| | Digital Leader Event (Public Sector Net) | 26.25 |
| | Parking for meeting | 60.65 |
| | Parking freeo NGAA conference | 8.27 |
| | Parking NGAA conference | 40.34 |
| | SIA Conference 2025 Parking Ticket | 40.00 |
| | SIA Conference 2025 Parking Ticket -Day2 | 40.00 |
| Parking Expenses Total | | 290.42 |
| Professional Services | Clin supervision - L Walker | 264.00 |
| | Community Cohesion Shared Reading Facili | 695.00 |
| | Drone photo and video | 160.00 |
| | Labour for Fitting Wheelchair Tyre | 66.00 |
| | LED Front sign power reset | 198.00 |
| Professional Services Total | | 1,383.00 |
| Program Costs | ANI Research & Survey Software tool | 252.15 |
| | ART Program | 908.41 |
| | ART Program - Outreach | 21.00 |
| | ART Program - Youth Outreach | 218.48 |
| | Barista Program | 19.40 |
| | Case client assistance | 120.50 |
| | Client drivers license - outreach | 120.50 |
| | Client learners | 120.50 |
| | Craft Program | 26.00 |
| | KGA Snacks | 10.60 |
| | Outrage October Booking | 832.42 |
| | Outrage program booking | 450.00 |
| | Outreach Screen Printing Program | 160.28 |
| | Prizes for training | 40.47 |
| | Warhammer Program | 687.10 |
| | Wellbeing Program | 32.78 |
| | Youth engagement session | 26.20 |
| Program Costs Total | | 4,046.79 |
| Subscriptions and Memberships | Addressify monthly service fee | 440.00 |
| | Annual Subscription - AICD | 750.00 |
| | Annual Subscription - LGPWA | 560.00 |
| | Canva subscription | 39.98 |
| | Class Matching Tool Software | 178.35 |
| | Cloud data storage | 149.99 |
| | FDC Educator's Harmony subscriptions | 494.75 |
| | Graphics Software | 17.99 |
| | Gymsales - Gym | 242.00 |
| | Irrigation Australia | 900.00 |
| | Library chatGPT subscription | 34.78 |
| | Library eftpos terminals | 397.45 |

Credit Card Transactions - transacted in July paid in August 2025

| Expense Category2 | Description | \$ |
|--|--|-----------------|
| Subscriptions and Memberships | Library management system plugin | 440.00 |
| | Library marketing platform | 642.14 |
| | Library website hosting | 434.65 |
| | Member Welcome Pack Software | 32.00 |
| | Membership Renewal 2025 | 750.00 |
| | Newspapers | 592.19 |
| | NPS Software Licence | 388.33 |
| | Process Mapping Software | 17.60 |
| | Social Media Linker | 1.54 |
| | Software/IT/Licensing | 10.77 |
| | Stock Photo Licence | 93.50 |
| | Subscription | 101.84 |
| | Subscriptions | 20.00 |
| | The West | 32.00 |
| | URL Shortener | 54.10 |
| | WA Newspaper | 32.00 |
| | WWCC Evan Hillman | 87.00 |
| Subscriptions and Memberships Total | | 7,934.95 |
| Supplies and Materials Purchases | Activities | 68.00 |
| | Air pots for events and programs | 159.90 |
| | Aqua Nappies | 136.00 |
| | Basketball Nets | 240.00 |
| | Batteries | 12.99 |
| | Battery for Blinds | 13.90 |
| | Books for the library | 367.78 |
| | Challenger coin gifts for delegations | 1,350.89 |
| | Childrens Book week activities | 66.72 |
| | Counselling resources | 16.00 |
| | Craft Materials | 120.00 |
| | Door hinge parks Trailer PL 32026210000 | 77.55 |
| | DVD's for the library | 71.95 |
| | event consumables various events | 204.29 |
| | Gloves PPE | 411.84 |
| | Hardware Items for Stadium, Tubs | 42.90 |
| | Health Promotion Event Supplies | 119.00 |
| | Hiab Crane remote batteries | 128.95 |
| | Highly reserved titles | 605.59 |
| | INTNL TRANSACTION FEE | 4.16 |
| | Junior specialist books | 160.89 |
| | Laser reciever for landfill survey level | 33.00 |
| | Libraries power points | 42.18 |
| | Mah jong set boxes | 21.96 |
| | Meal Ingredients | 648.64 |
| | Newspapers | 88.00 |
| | Office stationery | 116.94 |
| | Parents n Play Supplies | 60.50 |
| | printing | 28.00 |
| | Prizes for children's book week | 300.00 |
| | Program supplies Adult Services | 31.96 |

Credit Card Transactions - transacted in July paid in August 2025

| Expense Category2 | Description | \$ |
|--|--|------------------|
| Supplies and Materials Purchases | Purchase request | 30.35 |
| | Purchase Requests | 137.26 |
| | Purchase Requests & high reserved titles | 422.30 |
| | Record store voucher retiremnt | 200.00 |
| | Reformer Pilates Socks | 115.00 |
| | replacement disability shower seat | 420.00 |
| | Requested library item | 101.40 |
| | Requests for Local History Collection | 136.18 |
| | Seeds for young people's activities | 120.00 |
| | Seniors Centre - First Aid | 429.83 |
| | Social Club Kitchen Supplies | 146.10 |
| | Software subscription | 139.99 |
| | spare parts for windows. Harvest lake CC | 313.90 |
| | spare parts sign shop drop saw | 20.00 |
| | specialist screws bollard repair Treeby | 39.64 |
| | Stationary | 107.35 |
| | Stationery supplies | 32.95 |
| | Supplies for LGA Member Tour | 79.00 |
| | Supplies for Mahjong for Beginners | 99.00 |
| | Supplies for Mahjong for Beginners class | 312.94 |
| | Supplies Members Footy Activation | 518.30 |
| | table centres history conference | 68.90 |
| | trial portable fire alarm | 273.47 |
| | Trolley for library | 64.24 |
| | vandal proof soap dispensers for public | 990.00 |
| | Wheel hocks for verge collection trailer | 83.96 |
| | Workshop Metal supplies | 791.60 |
| Supplies and Materials Purchases Total | | 11,944.14 |
| Training & Professional Development | Attendance PASA Connect | 102.85 |
| | CPR | 140.00 |
| | Cr Dewan - MCCC Workshop | 313.67 |
| | First aid training for conference | - 590.00 |
| | First aid training for the conference | 590.00 |
| | fist aid training for History Conference | 360.00 |
| | Frist Aid | 180.00 |
| | Load Restraint Training | 2,000.00 |
| | Microsoft Power BI course | 402.02 |
| | Night Time Economy EDA Module | 632.50 |
| | Parking at venue | 65.00 |
| | Red Cross Emergency Recovery Training | 360.00 |
| | Traing first Aid for History Conference | 295.00 |
| | Training | 710.60 |
| | Training for Shared Reading program | 1,390.00 |
| Training & Professional Development Total | | 6,951.64 |
| Travel and Accommodation | AIAM Conference Flights (Pre approved) | 906.04 |
| | Taxi for My Time group participant | 27.30 |
| | Travel | 10,877.72 |
| | Uber | 12.18 |
| Travel and Accommodation Total | | 11,823.24 |

| **Credit Card Transactions - transacted in July paid in August 2025**

| Expense Category2 | Description | \$ |
|-------------------|-------------|-----------|
| Grand Total | | 72,701.20 |

City of Cockburn

Woolworths Group Transactions Report

Transactions Made Between 1 September - 30 September 2025

| Reference | Date | Amount | Description |
|---|------------|-----------------|---------------------------|
| Marina Experience Officer | | 121.74 | |
| TI-01EC5-179458 | 03/09/2025 | 27.24 | Groceries and Consumables |
| TI-01EC5-179471 | 25/09/2025 | 94.50 | Groceries and Consumables |
| Service Lead SENIORS | | 1,272.75 | |
| TI-01EC5-17945D | 10/09/2025 | 254.48 | Groceries and Consumables |
| TI-01EC5-17945E | 10/09/2025 | 6.00 | Groceries and Consumables |
| TI-01EC5-17945F | 11/09/2025 | 12.00 | Groceries and Consumables |
| TI-01EC5-179464 | 15/09/2025 | 170.30 | Groceries and Consumables |
| TI-01EC5-179466 | 16/09/2025 | 48.18 | Groceries and Consumables |
| TI-01EC5-17946C | 22/09/2025 | 223.49 | Groceries and Consumables |
| TI-01EC5-17946D | 22/09/2025 | 25.00 | Groceries and Consumables |
| TI-01EC5-179470 | 24/09/2025 | 286.09 | Groceries and Consumables |
| TI-01EC5-179473 | 26/09/2025 | 72.00 | Groceries and Consumables |
| TI-01EC5-179474 | 30/09/2025 | 175.21 | Groceries and Consumables |
| Senior Centre Programs Booking Assistant | | 1,346.95 | |
| TI-01EC5-179455 | 02/09/2025 | 66.16 | Groceries and Consumables |
| TI-01EC5-179457 | 03/09/2025 | 267.52 | Groceries and Consumables |
| TI-01EC5-179459 | 05/09/2025 | 66.00 | Groceries and Consumables |
| TI-01EC5-17945A | 08/09/2025 | 263.80 | Groceries and Consumables |
| TI-01EC5-17945B | 09/09/2025 | 37.20 | Groceries and Consumables |
| TI-01EC5-179461 | 12/09/2025 | 53.83 | Groceries and Consumables |
| TI-01EC5-179462 | 12/09/2025 | 9.50 | Groceries and Consumables |
| TI-01EC5-179463 | 13/09/2025 | 38.90 | Groceries and Consumables |
| TI-01EC5-179468 | 17/09/2025 | 113.75 | Groceries and Consumables |
| TI-01EC5-179469 | 17/09/2025 | 60.00 | Groceries and Consumables |
| TI-01EC5-17946A | 17/09/2025 | 208.50 | Groceries and Consumables |
| TI-01EC5-17946B | 19/09/2025 | 161.79 | Groceries and Consumables |
| Youth Centre Coordinator | | 310.97 | |
| TI-01EC5-179456 | 02/09/2025 | 37.80 | Groceries and Consumables |
| TI-01EC5-17945C | 09/09/2025 | 40.09 | Groceries and Consumables |
| TI-01EC5-179460 | 11/09/2025 | 54.20 | Groceries and Consumables |
| TI-01EC5-179465 | 15/09/2025 | 27.68 | Groceries and Consumables |
| TI-01EC5-17946F | 23/09/2025 | 41.50 | Groceries and Consumables |
| TI-01EC5-179472 | 25/09/2025 | 109.70 | Groceries and Consumables |
| Marina Manager | | 58.15 | |
| TI-01EC5-179467 | 16/09/2025 | 23.00 | Groceries and Consumables |
| TI-01EC5-17946E | 23/09/2025 | 35.15 | Groceries and Consumables |
| TI-01EC5-179475 | 30/09/2025 | 5.40 | Groceries and Consumables |

City of Cockburn
Woolworths Group Transactions Report
Transactions Made Between 1 September - 30 September 2025

| | |
|-----------------|----------|
| Total Cards - 5 | 3,115.96 |
|-----------------|----------|

City of Cockburn**Bunnings PowerPass Transactions Report**

Transactions Made Between 1 September - 30 September 2025

| Reference | Date | Amount | Description |
|---|-------------|-----------------|------------------------|
| City Facilities Coordinator | | 1,596.49 | |
| 2015/01741415 | 1/09/2025 | 9.46 | Supplies and Materials |
| 2015/01741477 | 1/09/2025 | 14.61 | Supplies and Materials |
| 2015/01742324 | 2/09/2025 | 1,079.80 | Supplies and Materials |
| 2015/01747497 | 8/09/2025 | 59.94 | Supplies and Materials |
| 2015/01748171 | 8/09/2025 | 88.51 | Supplies and Materials |
| 2015/01748520 | 9/09/2025 | 344.17 | Supplies and Materials |
| City Facilities Technical Officer | | 898.98 | |
| 2015/00152678 | 2/09/2025 | 149.56 | Supplies and Materials |
| 2015/01315005 | 23/09/2025 | 21.95 | Supplies and Materials |
| 2015/01455023 | 25/09/2025 | 56.88 | Supplies and Materials |
| 2015/01455025 | 25/09/2025 | 22.50 | Supplies and Materials |
| 2015/01516571 | 2/09/2025 | 93.86 | Supplies and Materials |
| 2015/01529737 | 16/09/2025 | 159.00 | Supplies and Materials |
| 2015/01744431 | 4/09/2025 | 314.57 | Supplies and Materials |
| 2015/01745068 | 5/09/2025 | 80.66 | Supplies and Materials |
| City Greening Supervisor | | 1,500.35 | |
| 2015/01022196 | 18/09/2025 | 535.24 | Supplies and Materials |
| 2015/01629002 | 19/09/2025 | 965.11 | Supplies and Materials |
| Waste Collection Supervisor | | 447.19 | |
| 2015/01535883 | 23/09/2025 | 157.69 | Supplies and Materials |
| 2160/01105200 | 25/09/2025 | 105.35 | Supplies and Materials |
| 2402/00945240 | 23/09/2025 | 184.15 | Supplies and Materials |
| Senior Business Operations Team Leader | | 318.76 | |
| 2160/01178193 | 1/09/2025 | 318.76 | Supplies and Materials |
| Leading Hand Maintenance | | 2,096.91 | |
| 2015/00173864 | 25/09/2025 | 50.32 | Supplies and Materials |
| 2015/01316240 | 30/09/2025 | 887.22 | Supplies and Materials |
| 2015/01451479 | 18/09/2025 | 103.56 | Supplies and Materials |
| 2015/01451966 | 19/09/2025 | 171.79 | Supplies and Materials |
| 2015/01753967 | 15/09/2025 | 294.36 | Supplies and Materials |
| 2015/01760309 | 22/09/2025 | 221.70 | Supplies and Materials |
| 2015/01760870 | 23/09/2025 | 74.32 | Supplies and Materials |
| 2015/01761120 | 23/09/2025 | 60.12 | Supplies and Materials |
| 2015/01767111 | 30/09/2025 | 110.89 | Supplies and Materials |
| 2160/01211627 | 18/09/2025 | 54.60 | Supplies and Materials |
| 2160/01363267 | 24/09/2025 | 68.03 | Supplies and Materials |

City of Cockburn**Bunnings PowerPass Transactions Report**

Transactions Made Between 1 September - 30 September 2025

| | | | |
|---|-------------|-----------------|------------------------|
| Landfill Supervisor HWRP | | 328.14 | |
| 2015/01454791 | 25/09/2025 | 104.05 | Supplies and Materials |
| 2015/01753190 | 14/09/2025 | 224.09 | Supplies and Materials |
| Recycling Supervisor | | 36.20 | |
| 2015/00158958 | 9/09/2025 | 36.20 | Supplies and Materials |
| Parks Supervisor | | 219.99 | |
| 2015/01748005 | 8/09/2025 | 96.11 | Supplies and Materials |
| 2160/01185285 | 8/09/2025 | 158.03 | Supplies and Materials |
| 2160/01848550 | 8/09/2025 | 47.45 | Supplies and Materials |
| 2160/01848550CR | 8/09/2025 - | 81.60 | Supplies and Materials |
| Building Maintenance Officer | | 1,021.99 | |
| 2015/01453774 | 23/09/2025 | 613.46 | Supplies and Materials |
| 2015/01456857 | 30/09/2025 | 149.23 | Supplies and Materials |
| 2015/01750229 | 11/09/2025 | 82.86 | Supplies and Materials |
| 2015/01754156 | 15/09/2025 | 13.15 | Supplies and Materials |
| 2015/01756290 | 18/09/2025 | 117.94 | Supplies and Materials |
| 2160/01860367 | 17/09/2025 | 45.35 | Supplies and Materials |
| Marina Operations Coordinator | | 202.65 | |
| 2015/01631642 | 22/09/2025 | 202.65 | Supplies and Materials |
| Environmental Supervisor | | 27.82 | |
| 2015/01516642 | 2/09/2025 | 27.82 | Supplies and Materials |
| Operations Supervisor | | 153.61 | |
| 2015/01027324 | 24/09/2025 | 76.00 | Supplies and Materials |
| 2015/01028126 | 25/09/2025 | 12.56 | Supplies and Materials |
| 2015/01522060 | 8/09/2025 | 41.30 | Supplies and Materials |
| 2015/01525327 | 11/09/2025 | 23.75 | Supplies and Materials |
| Service Lead Parks | | 104.17 | |
| 2015/01026085 | 22/09/2025 | 104.17 | Supplies and Materials |
| Senior Project Manager | | 7.35 | |
| 2015/01744497 | 4/09/2025 | 7.35 | Supplies and Materials |
| Acting Service Lead Civil Infrastructure | | 59.00 | |
| 2015/01757457 | 19/09/2025 | 59.00 | Supplies and Materials |
| City Facilities Technical Officer | | 150.99 | |

City of Cockburn**Bunnings PowerPass Transactions Report****Transactions Made Between 1 September - 30 September 2025**

| | | | |
|---------------|------------|--------|------------------------|
| 2015/00164785 | 16/09/2025 | 6.08 | Supplies and Materials |
| 2015/01743528 | 3/09/2025 | 133.56 | Supplies and Materials |
| 2160/01195794 | 17/09/2025 | 11.35 | Supplies and Materials |

Environmental Education Officer**45.97**

| | | | |
|---------------|------------|-------|------------------------|
| 2015/00172755 | 24/09/2025 | 45.97 | Supplies and Materials |
|---------------|------------|-------|------------------------|

Total Cards - 18**9,216.56**

BP Australia Pty Ltd
A.B.N. 53 004 085 616
GPO Box 1621
MELBOURNE VIC 3001



CITY OF COCKBURN
Attention: Accounts Payable (Invoice Only) PO 067775
PO Box 1215
BIBRA LAKE DC PRIVATE BOXES WA 6965

BP Australia Pty Ltd
A.B.N. 53 004 085 616
GPO Box 1621
MELBOURNE VIC 3001

BP Plus Fleet Control Report

Account Enquiries: BP Accounts Receivable Telephone: 1800 225 527



CITY OF COCKBURN
Accounts Payable (Invoice Only) PO
067775
PO Box 1215
BIBRA LAKE DC PRIVATE BOXES WA
6965

CITY OF COCKBURN

Account Number: **0050188034**
Period Starting: **01/09/2025**

Customer Number: **0115405338**
Period Ending: **30/09/2025**

Page: 1 of 36
Date: 30/09/2025

| Card Number Vehicle/Driver | Date | Time | Purchase Location | Site No. | Receipt Number | Customer Reference | Product/Service | | | | | Odo meter (km) | KM Span | Litres/ 100km | Cents /km | | | | | | | | |
|--|--|--|---|----------------------|------------------------------|--------------------------------------|--|----------------------|----------------------|--------------------------|----------|----------------|------------------|---------------|-----------|--------------------|--------|-------|--------|--------|-----|-----|------|
| | | | | | | | Description | CPL Price | Litres | Total Exc GST (\$) | GST (\$) | | | | | Total Inc GST (\$) | | | | | | | |
| 7050 15405338 04250 1HTF630 2058 WHITE FORD RANGER UTILITY Cost Centre | 02/09/25 12/09/25 25/09/25 | 12:52:16 12:07:42 13:22:32 | SPEARWOOD NAVAL BASE SPEARWOOD | WA WA WA | 6443 7770 6443 | 005627 055834 006372 | ULT DSL | 173.89 | 74.05 | 117.06 | 11.71 | 128.77 | 45919 | 868 | 8.5 | 14.8 | | | | | | | |
| | | | | | | | ULT DSL | 173.15 | 78.96 | 124.29 | 12.43 | 136.72 | 46841 | 922 | 8.6 | 14.8 | | | | | | | |
| | | | | | | | ULT DSL | 173.87 | 70.07 | 110.75 | 11.08 | 121.83 | 47652 | 811 | 8.6 | 15.0 | | | | | | | |
| | | | | | | | DIESEL | | 223.08 | 352.10 | 35.22 | 387.32 | | | | | | | | | | | |
| | | | | | | | TOTAL | THIS PERIOD | 223.08 | 352.10 | 35.22 | 387.32 | | 2601 | 8.6 | 14.9 | | | | | | | |
| | | | | | | | YEAR TO DATE | 1,646.52 | 2,614.82 | 261.47 | 2,876.29 | | 8514 | 19.3 | 33.8 | | | | | | | | |
| | | | | | | | DIESEL | | 223.08 | 352.10 | 35.22 | 387.32 | | | | | | | | | | | |
| | | | | | | | TOTAL | THIS PERIOD | 223.08 | 352.10 | 35.22 | 387.32 | | 2601 | 8.6 | 14.9 | | | | | | | |
| | | | | | | | YEAR TO DATE | 1,646.52 | 2,614.82 | 261.47 | 2,876.29 | | 8514 | 19.3 | 33.8 | | | | | | | | |
| | | | | | | | 7050 15405338 02890 1GNC833 2067 WHITE KIA SORENTO WAGON Cost Centre | 08/09/25 22/09/25 | 07:34:47 07:50:57 | SINGLETON SINGLETON | WA WA | 1151 1151 | 012521 009825 | ULT DSL | 173.15 | 46.80 | 73.66 | 7.37 | 81.03 | 121792 | 617 | 7.6 | 13.1 |
| | | | | | | | | | | | | | | ULT DSL | 173.87 | 50.61 | 79.99 | 8.00 | 87.99 | 122428 | 636 | 8.0 | 13.8 |
| DIESEL | | 97.41 | 153.65 | 15.37 | 169.02 | | | | | | | | | | | | | | | | | | |
| TOTAL | THIS PERIOD | 97.41 | 153.65 | 15.37 | 169.02 | | | | | | | | | 1253 | 7.8 | 13.5 | | | | | | | |
| YEAR TO DATE | 1,007.65 | 1,602.76 | 160.30 | 1,763.06 | | 9903 | | | | | | | | 10.2 | 17.8 | | | | | | | | |
| DIESEL | | 97.41 | 153.65 | 15.37 | 169.02 | | | | | | | | | | | | | | | | | | |
| TOTAL | THIS PERIOD | 97.41 | 153.65 | 15.37 | 169.02 | | | | | | | | | 1253 | 7.8 | 13.5 | | | | | | | |
| YEAR TO DATE | 1,007.65 | 1,602.76 | 160.30 | 1,763.06 | | 9903 | | | | | | | | 10.2 | 17.8 | | | | | | | | |
| 7050 90000766 66584 1IKP383 2078 WHITE FORD RANGER Cost Centre | 02/09/25 12/09/25 20/09/25 27/09/25 | 07:54:37 08:00:32 14:51:07 10:13:04 | SPEARWOOD SPEARWOOD PARMELIA SOUTH PERTH | WA WA WA WA | 6443 6443 6178 6192 | 005615 005934 003791 003645 | | | | | | | | ULT DSL | 173.89 | 73.61 | 116.36 | 11.64 | 128.00 | 26700 | | | |
| | | | | | | | | | | | | | | ULT DSL | 173.15 | 62.32 | 98.10 | 9.81 | 107.91 | 11739 | | | |
| | | | | | | | | | | | | | | ULT DSL | 175.20 | 32.25 | 51.36 | 5.14 | 56.50 | 12464 | 725 | 4.4 | 7.8 |
| | | | | | | | ULT DSL | 173.87 | 74.42 | 117.63 | 11.76 | 129.39 | 13094 | 630 | 11.8 | 20.5 | | | | | | | |
| | | | | | | | DIESEL | | 242.60 | 383.45 | 38.35 | 421.80 | | | | | | | | | | | |
| | | | | | | | TOTAL | THIS PERIOD | 242.60 | 383.45 | 38.35 | 421.80 | | 1355 | 17.9 | 31.1 | | | | | | | |
| | | | | | | | YEAR TO DATE | 942.15 | 1,496.68 | 149.68 | 1,646.36 | | 7647 | 12.3 | 21.5 | | | | | | | | |
| | | | | | | | DIESEL | | 242.60 | 383.45 | 38.35 | 421.80 | | | | | | | | | | | |
| | | | | | | | TOTAL | THIS PERIOD | 242.60 | 383.45 | 38.35 | 421.80 | | 1355 | 17.9 | 31.1 | | | | | | | |
| | | | | | | | YEAR TO DATE | 942.15 | 1,496.68 | 149.68 | 1,646.36 | | 7647 | 12.3 | 21.5 | | | | | | | | |
| | | | | | | | 7050 90000773 80409 1IPR378 2098 | 31/08/25 06/09/25 | 10:34:01 14:29:11 | CURRAMBINE OCEAN REEF | WA WA | 6427 6103 | 022607 067463 | ULT DSL | 170.37 | 68.41 | 105.95 | 10.60 | 116.55 | 13751 | 904 | 7.6 | 12.9 |
| ULT DSL | 174.89 | 69.11 | 109.88 | 10.99 | 120.87 | 14666 | | | | | | | | 915 | 7.6 | 13.2 | | | | | | | |

Go paperless and receive your invoices and statements via email. Provide your BP Plus account number along with your email address to aucustcare@bp.com and our team will help you make the switch. If you have paid your account via credit card, your Service Fee will appear on your summary Tax Invoice.

Please Note: if you are disputing a transaction, this needs to be lodged in writing within 30 days from the date of issue of this Fleet Control Report.

BP Plus Fleet Control Report



Page: 2 of 36
Date: 30/09/2025

236 of 306

BP Australia Pty Ltd
A.B.N. 53 004 085 616
GPO Box 1621
MELBOURNE VIC 3001

BP Plus Fleet Control Report

Account Enquiries: BP Accounts Receivable Telephone: 1800 225 527



CITY OF COCKBURN
Accounts Payable (Invoice Only) PO
067775
PO Box 1215
BIBRA LAKE DC PRIVATE BOXES WA
6965

CITY OF COCKBURN

Account Number: **0050188034**
Period Starting: **01/09/2025**

Customer Number: **0115405338**
Period Ending: **30/09/2025**

Page: 3 of 36
Date: 30/09/2025

| Card Number Vehicle/Driver | Date | Time | Purchase Location | Site No. | Receipt Number | Customer Reference | Product/Service | | | | | Odo meter (km) | KM Span | Litres/ 100km | Cents /km | | | | | | | |
|---|----------------------|----------------------|--|--------------|-------------------|-----------------------|--|--------------|----------------------|------------------------------|--------------------------------------|----------------------|--------------|------------------|--------------|--------------------------|--------|--------|-------|------|------|------|
| | | | | | | | Description | CPL Price | Litres | Total Exc GST (\$) | GST (\$) | | | | | Total Inc GST (\$) | | | | | | |
| WHITE FORD RANGER UTILITY | 05/09/25 19/09/25 | 12:19:52 12:56:19 | 2206 | WA WA | 6443 6443 | 005716 006178 | | DIESEL | 146.29 | 232.52 | 23.25 | 255.77 | | | | | | | | | | |
| Cost Centre | | | | | | | TOTAL | THIS PERIOD | 146.29 | 232.52 | 23.25 | 255.77 | | 1682 | 8.7 | 15.2 | | | | | | |
| | | | | | | | | YEAR TO DATE | 1,156.99 | 1,871.20 | 187.13 | 2,058.33 | | 13338 | 8.7 | 15.4 | | | | | | |
| | | | | | | | | DIESEL | 146.29 | 232.52 | 23.25 | 255.77 | | | | | | | | | | |
| | | | | | | | TOTAL | THIS PERIOD | 146.29 | 232.52 | 23.25 | 255.77 | | 1682 | 8.7 | 15.2 | | | | | | |
| | | | | | | | YEAR TO DATE | 1,156.99 | 1,871.20 | 187.13 | 2,058.33 | | 13338 | 8.7 | 15.4 | | | | | | | |
| 7050 15405338 03575 1GZQ778 2217 WHITE TOYOTA CAMRY SEDAN | | | 02/09/25 11/09/25 18/09/25 24/09/25 | | | | 11:30:53 12:08:00 07:37:05 07:26:31 | 2217 | WA WA WA WA | 7451 7451 7395 7395 | 081997 082587 011360 011735 | | ULP 95 UNM | 172.70 | 42.52 | 66.75 | 6.68 | 73.43 | 47789 | 827 | 5.1 | 8.9 |
| | | | | | | | | | | | | ULP 95 UNM | 171.62 | 33.49 | 52.25 | 5.23 | 57.48 | 48427 | 638 | 5.2 | 9.0 | |
| | | | | | | | | | | | | M/S | | 76.01 | 119.00 | 11.91 | 130.91 | | | | | |
| Cost Centre | | | | | | | | | | | | TOTAL | THIS PERIOD | 76.01 | 119.00 | 11.91 | 130.91 | | 1465 | 5.2 | 8.9 | |
| | | | | | | | | | | | | | YEAR TO DATE | 505.84 | 766.09 | 76.63 | 842.72 | | 8375 | 6.0 | 10.1 | |
| | | | | | | | | | | | | M/S | | 76.01 | 119.00 | 11.91 | 130.91 | | | | | |
| | TOTAL | THIS PERIOD | | 76.01 | 119.00 | 11.91 | | 130.91 | | | | | 1465 | 5.2 | 8.9 | | | | | | | |
| | YEAR TO DATE | 505.84 | | 766.09 | 76.63 | 842.72 | | | | | | 8375 | 6.0 | 10.1 | | | | | | | | |
| 7050 15405338 04532 1ID1923 2236 WHITE FORD RANGER | 09/09/25 | 15:07:02 | | 2236 | WA | 7451 | | 082345 | | | | | ULSD G10 | 174.89 | 60.53 | 96.24 | 9.62 | 105.86 | 4973 | | | |
| | | | | | | | | | | | | ULSD G10 | 174.15 | 26.16 | 41.42 | 4.14 | 45.56 | 41165 | | | | |
| | | | | | | | | | | | | ULT DSL | 177.20 | 50.60 | 81.51 | 8.15 | 89.66 | 41610 | 445 | 11.4 | 20.1 | |
| | | | | | | | | | | | | ULT DSL | 175.87 | 62.07 | 99.24 | 9.92 | 109.16 | 42157 | 547 | 11.3 | 20.0 | |
| | | | DIESEL | | | | | | 199.36 | 318.41 | 31.83 | 350.24 | | | | | | | | | | |
| Cost Centre | | | TOTAL | | | | THIS PERIOD | | 199.36 | 318.41 | 31.83 | 350.24 | | 992 | 20.1 | 35.3 | | | | | | |
| | | | | YEAR TO DATE | | | 2,036.34 | | 3,269.30 | 326.94 | 3,596.24 | | 17552 | 11.6 | 20.5 | | | | | | | |
| | | | DIESEL | | | | 199.36 | | 318.41 | 31.83 | 350.24 | | | | | | | | | | | |
| | | | TOTAL | THIS PERIOD | | | 199.36 | | 318.41 | 31.83 | 350.24 | | 992 | 20.1 | 35.3 | | | | | | | |
| | | | YEAR TO DATE | 2,036.34 | | | 3,269.30 | | 326.94 | 3,596.24 | | 17552 | 11.6 | 20.5 | | | | | | | | |
| 7050 15405338 04177 1HRY951 2257 WHITE FORD RANGER UTE | | | | | | | | | | | | | ULSD G10 | 174.15 | 62.45 | 98.87 | 9.89 | 108.76 | 68272 | 692 | 9.0 | 15.7 |

BP Australia Pty Ltd
A.B.N. 53 004 085 616
GPO Box 1621
MELBOURNE VIC 3001

BP Plus Fleet Control Report

Account Enquiries: BP Accounts Receivable Telephone: 1800 225 527



CITY OF COCKBURN
Accounts Payable (Invoice Only) PO
067775
PO Box 1215
BIBRA LAKE DC PRIVATE BOXES WA
6965

CITY OF COCKBURN

Account Number: **0050188034**
Period Starting: **01/09/2025**

Customer Number: **0115405338**
Period Ending: **30/09/2025**

Page: 4 of 36
Date: 30/09/2025

| Card Number Vehicle/Driver | Date | Time | Purchase Location | Site No. | Receipt Number | Customer Reference | Product/Service | | | | | Odo meter (km) | KM Span | Litres/ 100km | Cents /km | |
|--|----------|----------|-------------------|----------|----------------|--------------------|-----------------|-----------|----------|--------------------|----------|----------------|---------|---------------|-----------|--------------------|
| | | | | | | | Description | CPL Price | Litres | Total Exc GST (\$) | GST (\$) | | | | | Total Inc GST (\$) |
| Cost Centre | 04/09/25 | 10:10:00 | BIBRA LAKE WA | 7451 | 024010 | | DIESEL | 62.45 | 98.87 | 9.89 | 108.76 | | | | | |
| | | | | | | TOTAL | THIS PERIOD | 62.45 | 98.87 | 9.89 | 108.76 | | 692 | 9.0 | 15.7 | |
| | | | | | | | YEAR TO DATE | 724.57 | 1,153.67 | 115.36 | 1,269.03 | | 7196 | 10.1 | 17.6 | |
| | | | | | | | DIESEL | 62.45 | 98.87 | 9.89 | 108.76 | | | | | |
| 7050 15405338 04482 1ICB465 2297 FORD RANGER WHITE | 04/09/25 | 10:10:00 | BIBRA LAKE WA | 7451 | 024010 | TOTAL | THIS PERIOD | 62.45 | 98.87 | 9.89 | 108.76 | | 692 | 9.0 | 15.7 | |
| | | | | | | | YEAR TO DATE | 724.57 | 1,153.67 | 115.36 | 1,269.03 | | 7196 | 10.1 | 17.6 | |
| | | | | | | | ULSD G10 | 174.89 | 72.47 | 115.23 | 11.52 | 126.75 | 15931 | 787 | 9.2 | 16.1 |
| | | | | | | | DIESEL | 72.47 | 115.23 | 11.52 | 126.75 | | | | | |
| Cost Centre | 09/09/25 | 11:24:10 | BIBRA LAKE WA | 7451 | 082290 | TOTAL | THIS PERIOD | 72.47 | 115.23 | 11.52 | 126.75 | | 787 | 9.2 | 16.1 | |
| | | | | | | | YEAR TO DATE | 619.79 | 990.23 | 99.03 | 1,089.26 | | 6311 | 9.8 | 17.3 | |
| | | | | | | | DIESEL | 72.47 | 115.23 | 11.52 | 126.75 | | | | | |
| | | | | | | | THIS PERIOD | 72.47 | 115.23 | 11.52 | 126.75 | | 787 | 9.2 | 16.1 | |
| 7050 15405338 04169 1HRY950 2308 WHITE FORD RANGER UTE | 23/09/25 | 07:11:53 | BIBRA LAKE WA | 7451 | 000722 | | ULT DSL | 175.15 | 67.27 | 107.11 | 10.71 | 117.82 | 624270 | | | |
| | | | | | | | ULT DSL | 175.87 | 74.42 | 118.98 | 11.90 | 130.88 | 63480 | | | |
| | | | | | | | DIESEL | 141.69 | 226.09 | 22.61 | 248.70 | | | | | |
| | | | | | | TOTAL | THIS PERIOD | 141.69 | 226.09 | 22.61 | 248.70 | | 16800 | 8.4 | 14.7 | |
| Cost Centre | 04/09/25 | 15:05:53 | NAVAL BASE WA | 7770 | 065158 | | THIS PERIOD | 1,414.42 | 2,251.80 | 225.19 | 2,476.99 | | 16800 | 8.4 | 14.7 | |
| | | | | | | | YEAR TO DATE | 1,414.42 | 2,251.80 | 225.19 | 2,476.99 | | | | | |
| | | | | | | | DIESEL | 141.69 | 226.09 | 22.61 | 248.70 | | | | | |
| | | | | | | TOTAL | THIS PERIOD | 141.69 | 226.09 | 22.61 | 248.70 | | 16800 | 8.4 | 14.7 | |
| 7050 90000771 87606 1INV015 2318 WHITE MITSUBISHI TRITON | 27/09/25 | 13:46:25 | BIBRA LAKE WA | 7451 | 001072 | | ULSD G10 | 173.89 | 63.91 | 101.04 | 10.10 | 111.14 | 777 | | | |
| | | | | | | | ULSD G10 | 174.87 | 42.06 | 66.86 | 6.69 | 73.55 | 9667 | | | |
| | | | | | | | DIESEL | 141.69 | 226.09 | 22.61 | 248.70 | | | | | |
| | | | | | | TOTAL | THIS PERIOD | 141.69 | 226.09 | 22.61 | 248.70 | | 16800 | 8.4 | 14.7 | |
| Cost Centre | 04/09/25 | 15:05:53 | NAVAL BASE WA | 7770 | 001072 | | YEAR TO DATE | 1,414.42 | 2,251.80 | 225.19 | 2,476.99 | | 16800 | 8.4 | 14.7 | |
| | | | | | | | DIESEL | 141.69 | 226.09 | 22.61 | 248.70 | | | | | |
| | | | | | | TOTAL | THIS PERIOD | 141.69 | 226.09 | 22.61 | 248.70 | | 16800 | 8.4 | 14.7 | |
| | | | | | | | YEAR TO DATE | 1,414.42 | 2,251.80 | 225.19 | 2,476.99 | | 16800 | 8.4 | 14.7 | |

BP Australia Pty Ltd
A.B.N. 53 004 085 616
GPO Box 1621
MELBOURNE VIC 3001

BP Plus Fleet Control Report

Account Enquiries: BP Accounts Receivable Telephone: 1800 225 527



CITY OF COCKBURN
Accounts Payable (Invoice Only) PO
067775
PO Box 1215
BIBRA LAKE DC PRIVATE BOXES WA
6965

CITY OF COCKBURN

Account Number: **0050188034**
Period Starting: **01/09/2025**

Customer Number: **0115405338**
Period Ending: **30/09/2025**

Page: 5 of 36
Date: 30/09/2025

| Card Number Vehicle/Driver | Date | Time | Purchase Location | Site No. | Receipt Number | Customer Reference | Product/Service | | | | | Odo meter (km) | KM Span | Litres/ 100km | Cents /km | | |
|--|----------|----------|-------------------|----------|----------------|--------------------|-----------------|--------------|--------|--------------------|----------|----------------|---------|---------------|-----------|--------------------|-----|
| | | | | | | | Description | CPL Price | Litres | Total Exc GST (\$) | GST (\$) | | | | | Total Inc GST (\$) | |
| 7050 15405338 04219 1HSW321 2329 WHITE FORD RANGER UTE | 18/09/25 | 11:00:07 | BIBRA LAKE | WA | 7451 | 000350 | | DIESEL | 105.97 | 167.90 | 16.79 | 184.69 | | | | | |
| | | | | | | | TOTAL | THIS PERIOD | 105.97 | 167.90 | 16.79 | 184.69 | | | | | |
| | | | | | | | | YEAR TO DATE | 722.41 | 1,142.62 | 114.25 | 1,256.87 | | 2974 | 24.3 | 42.3 | |
| | | | | | | | | DIESEL | 105.97 | 167.90 | 16.79 | 184.69 | | | | | |
| | | | | | | | TOTAL | THIS PERIOD | 105.97 | 167.90 | 16.79 | 184.69 | | | | | |
| | | | | | | | | YEAR TO DATE | 722.41 | 1,142.62 | 114.25 | 1,256.87 | | 2974 | 24.3 | 42.3 | |
| 7050 90000774 10545 1HLO161 2336 WHITE FORD RANGER UTILITY | 23/09/25 | 09:32:21 | BIBRA LAKE | WA | 7451 | 000739 | | ULSD G10 | 176.20 | 53.63 | 85.91 | 8.59 | 94.50 | 20963 | 1161 | 4.6 | 8.1 |
| | | | | | | | | DIESEL | 53.63 | 85.91 | 8.59 | 94.50 | | | | | |
| | | | | | | | TOTAL | THIS PERIOD | 53.63 | 85.91 | 8.59 | 94.50 | | 1161 | 4.6 | 8.1 | |
| | | | | | | | | YEAR TO DATE | 614.71 | 981.15 | 98.11 | 1,079.26 | | 5139 | 12.0 | 21.0 | |
| | | | | | | | | DIESEL | 53.63 | 85.91 | 8.59 | 94.50 | | | | | |
| | | | | | | | TOTAL | THIS PERIOD | 53.63 | 85.91 | 8.59 | 94.50 | | 1161 | 4.6 | 8.1 | |
| 7050 15405338 03948 1HJO790 2346 WHITE FORD RANGER UTILITY | 12/09/25 | 10:04:10 | BIBRA LAKE | WA | 7451 | 000013 | | ULSD G10 | 174.87 | 47.09 | 74.85 | 7.49 | 82.34 | 44064 | | | |
| | | | | | | | | DIESEL | 47.09 | 74.85 | 7.49 | 82.34 | | | | | |
| | | | | | | | TOTAL | THIS PERIOD | 47.09 | 74.85 | 7.49 | 82.34 | | | | | |
| | | | | | | | | YEAR TO DATE | 250.89 | 393.88 | 39.39 | 433.27 | | | | | |
| | | | | | | | | DIESEL | 47.09 | 74.85 | 7.49 | 82.34 | | | | | |
| | | | | | | | TOTAL | THIS PERIOD | 47.09 | 74.85 | 7.49 | 82.34 | | | | | |

BP Australia Pty Ltd
A.B.N. 53 004 085 616
GPO Box 1621
MELBOURNE VIC 3001

BP Plus Fleet Control Report

Account Enquiries: BP Accounts Receivable Telephone: 1800 225 527



CITY OF COCKBURN
Accounts Payable (Invoice Only) PO
067775
PO Box 1215
BIBRA LAKE DC PRIVATE BOXES WA
6965

CITY OF COCKBURN

Account Number: **0050188034**
Period Starting: **01/09/2025**

Customer Number: **0115405338**
Period Ending: **30/09/2025**

Page: 6 of 36
Date: 30/09/2025

| Card Number Vehicle/Driver | Date | Time | Purchase Location | Site No. | Receipt Number | Customer Reference | Product/Service | | | | | Odo meter (km) | KM Span | Litres/ 100km | Cents /km |
|-------------------------------|----------|----------|-------------------|-------------|-------------------|-----------------------|---------------------|--------------|---------------|--------------------------|--------------|--------------------------|------------|------------------|--------------|
| | | | | | | | Description | CPL Price | Litres | Total Exc GST (\$) | GST (\$) | Total Inc GST (\$) | | | |
| Cost Centre | | | 2346 | | | | DIESEL | | 43.27 | 68.51 | 6.85 | 75.36 | | | |
| | | | | | | | TOTAL | | 43.27 | 68.51 | 6.85 | 75.36 | | 183 | 41.2 |
| | | | | | | | YEAR TO DATE | | 502.66 | 798.62 | 79.86 | 878.48 | | 4602 | 19.1 |
| | | | | | | | DIESEL | | 43.27 | 68.51 | 6.85 | 75.36 | | | |
| | | | | | | | TOTAL | | 43.27 | 68.51 | 6.85 | 75.36 | | 183 | 41.2 |
| | | | | | | | YEAR TO DATE | | 502.66 | 798.62 | 79.86 | 878.48 | | 4602 | 19.1 |
| Cost Centre | 09/09/25 | 16:48:29 | BIBRA LAKE | WA | 7451 | 082360 | ULT DSL | 175.15 | 41.40 | 65.92 | 6.59 | 72.51 | 64788 | 375 | 11.0 |
| | | | | | | | DIESEL | | 41.40 | 65.92 | 6.59 | 72.51 | | | |
| | | | | | | | TOTAL | | 41.40 | 65.92 | 6.59 | 72.51 | | 375 | 11.0 |
| | | | | | | | YEAR TO DATE | | 730.43 | 1,172.68 | 117.26 | 1,289.94 | | 6428 | 20.1 |
| Cost Centre | | | 2355 | | | | DIESEL | | 41.40 | 65.92 | 6.59 | 72.51 | | | |
| | | | | | | | TOTAL | | 41.40 | 65.92 | 6.59 | 72.51 | | 375 | 11.0 |
| | | | | | | | YEAR TO DATE | | 730.43 | 1,172.68 | 117.26 | 1,289.94 | | 6428 | 20.1 |
| | | | | | | | ULT DSL | 175.89 | 62.33 | 99.66 | 9.97 | 109.63 | 42700 | 740 | 8.4 |
| | 04/09/25 | 15:12:24 | BIBRA LAKE | WA | 7451 | 024070 | ULT DSL | 177.20 | 68.81 | 110.85 | 11.08 | 121.93 | 43483 | 783 | 8.8 |
| | | | | | | | ULT DSL | 175.87 | 63.34 | 101.26 | 10.13 | 111.39 | 44160 | 677 | 9.4 |
| | | | | | | | DIESEL | | 194.48 | 311.77 | 31.18 | 342.95 | | | |
| | | | | | | | TOTAL | | 194.48 | 311.77 | 31.18 | 342.95 | | 2200 | 8.8 |
| Cost Centre | | | 2388 | | | | YEAR TO DATE | | 1,316.01 | 2,125.89 | 212.58 | 2,338.47 | | 10023 | 23.3 |
| | | | | | | | DIESEL | | 194.48 | 311.77 | 31.18 | 342.95 | | | |
| | | | | | | | TOTAL | | 194.48 | 311.77 | 31.18 | 342.95 | | 2200 | 8.8 |
| | | | | | | | YEAR TO DATE | | 1,316.01 | 2,125.89 | 212.58 | 2,338.47 | | 10023 | 23.3 |
| | 22/09/25 | 14:00:37 | BIBRA LAKE | WA | 7451 | 000655 | ULT DSL | 175.87 | 51.19 | 81.85 | 8.18 | 90.03 | 33700 | | |
| | | | | | | | | | | | | | | | |
| | | | | | | | | | | | | | | | |
| | | | | | | | | | | | | | | | |

BP Australia Pty Ltd
A.B.N. 53 004 085 616
GPO Box 1621
MELBOURNE VIC 3001

BP Plus Fleet Control Report

Account Enquiries: BP Accounts Receivable Telephone: 1800 225 527



CITY OF COCKBURN
Accounts Payable (Invoice Only) PO
067775
PO Box 1215
BIBRA LAKE DC PRIVATE BOXES WA
6965

CITY OF COCKBURN

Account Number: **0050188034**
Period Starting: **01/09/2025**

Customer Number: **0115405338**
Period Ending: **30/09/2025**

Page: 7 of 36
Date: 30/09/2025

| Card Number Vehicle/Driver | Date | Time | Purchase Location | Site No. | Receipt Number | Customer Reference | Product/Service | | | | | Odo meter (km) | KM Span | Litres/ 100km | Cents /km | |
|--|----------------------------------|----------------------------------|--|----------------|----------------------|----------------------------|-----------------|-------------|----------|--------------------|----------|----------------|---------|---------------|-----------|--------------------|
| | | | | | | | Description | CPL Price | Litres | Total Exc GST (\$) | GST (\$) | | | | | Total Inc GST (\$) |
| Cost Centre | | | 2398 | | | | DIESEL | 51.19 | 81.85 | 8.18 | 90.03 | | | | | |
| | | | | | | | TOTAL | THIS PERIOD | 51.19 | 81.85 | 8.18 | 90.03 | | | | |
| | | | | | | | YEAR TO DATE | 970.83 | 1,566.11 | 156.60 | 1,722.71 | | 7392 | 13.1 | 23.3 | |
| | | | | | | | DIESEL | 51.19 | 81.85 | 8.18 | 90.03 | | | | | |
| 7050 15405338 04359 1GYZ376 2407 WHITE MITSUBISHI TRITON UTE | 12/09/25 24/09/25 | 16:38:59 07:01:58 | NAVAL BASE NAVAL BASE | WA WA | 7770 7770 | 055864 056774 | TOTAL | THIS PERIOD | 51.19 | 81.85 | 8.18 | 90.03 | | | | |
| | | | | | | | YEAR TO DATE | 970.83 | 1,566.11 | 156.60 | 1,722.71 | | 7392 | 13.1 | 23.3 | |
| | | | | | | | ULT DSL | 173.15 | 61.60 | 96.96 | 9.70 | 106.66 | 88070 | 290 | 21.2 | 36.8 |
| | | | | | | | ULT DSL | 173.87 | 44.84 | 70.87 | 7.09 | 77.96 | 88366 | 296 | 15.1 | 26.3 |
| Cost Centre | | | 2407 | | | | DIESEL | 106.44 | 167.83 | 16.79 | 184.62 | | | | | |
| | | | | | | | TOTAL | THIS PERIOD | 106.44 | 167.83 | 16.79 | 184.62 | | 586 | 18.2 | 31.5 |
| | | | | | | | YEAR TO DATE | 1,214.51 | 1,939.32 | 193.93 | 2,133.25 | | 5845 | 20.8 | 36.5 | |
| | | | | | | | DIESEL | 106.44 | 167.83 | 16.79 | 184.62 | | | | | |
| 7050 90000768 57845 11MB671 2419 WHITE FORD RANGER | 05/09/25 12/09/25 24/09/25 | 11:15:18 09:18:11 09:42:59 | BIBRA LAKE BIBRA LAKE BIBRA LAKE | WA WA WA | 7451 7451 7451 | 024168 082676 000854 | TOTAL | THIS PERIOD | 106.44 | 167.83 | 16.79 | 184.62 | | 586 | 18.2 | 31.5 |
| | | | | | | | YEAR TO DATE | 1,214.51 | 1,939.32 | 193.93 | 2,133.25 | | 5845 | 20.8 | 36.5 | |
| | | | | | | | ULT DSL | 175.89 | 82.23 | 131.49 | 13.15 | 144.64 | 24800 | 924 | 8.9 | 15.7 |
| | | | | | | | ULT DSL | 175.15 | 75.55 | 120.30 | 12.03 | 132.33 | 25632 | 832 | 9.1 | 15.9 |
| Cost Centre | | | 2419 | | | | ULT DSL | 175.87 | 82.19 | 131.40 | 13.14 | 144.54 | 26589 | 957 | 8.6 | 15.1 |
| | | | | | | | DIESEL | 239.97 | 383.19 | 38.32 | 421.51 | | | | | |
| | | | | | | | TOTAL | THIS PERIOD | 239.97 | 383.19 | 38.32 | 421.51 | | 2713 | 8.8 | 15.5 |
| | | | | | | | YEAR TO DATE | 2,297.66 | 3,684.92 | 368.47 | 4,053.39 | | 24164 | 9.5 | 16.8 | |
| 7050 90000774 19660 11PR226 2439 WHITE FORD RANGER | 09/09/25 24/09/25 | 12:56:36 06:42:00 | SPEARWOOD BIBRA LAKE | WA WA | 6443 7451 | 005833 000833 | DIESEL | 239.97 | 383.19 | 38.32 | 421.51 | | | | | |
| | | | | | | | TOTAL | THIS PERIOD | 239.97 | 383.19 | 38.32 | 421.51 | | 2713 | 8.8 | 15.5 |
| | | | | | | | YEAR TO DATE | 2,297.66 | 3,684.92 | 368.47 | 4,053.39 | | 24164 | 9.5 | 16.8 | |
| | | | | | | | ULT DSL | 173.15 | 73.80 | 116.17 | 11.62 | 127.79 | 6500 | 782 | 9.4 | 16.3 |
| | | | | | | | ULT DSL | 175.87 | 70.36 | 112.49 | 11.25 | 123.74 | 7155 | 655 | 10.7 | 18.9 |
| | | | | | | | DIESEL | | 239.97 | 383.19 | 38.32 | 421.51 | | | | |
| | | | | | | | TOTAL | THIS PERIOD | 239.97 | 383.19 | 38.32 | 421.51 | | 2713 | 8.8 | 15.5 |
| | | | | | | | YEAR TO DATE | 2,297.66 | 3,684.92 | 368.47 | 4,053.39 | | 24164 | 9.5 | 16.8 | |

BP Australia Pty Ltd
A.B.N. 53 004 085 616
GPO Box 1621
MELBOURNE VIC 3001

BP Plus Fleet Control Report

Account Enquiries: BP Accounts Receivable Telephone: 1800 225 527



CITY OF COCKBURN
Accounts Payable (Invoice Only) PO
067775
PO Box 1215
BIBRA LAKE DC PRIVATE BOXES WA
6965

CITY OF COCKBURN

Account Number: **0050188034**
Period Starting: **01/09/2025**

Customer Number: **0115405338**
Period Ending: **30/09/2025**

Page: 8 of 36
Date: 30/09/2025

| Card Number Vehicle/Driver | Date | Time | Purchase Location | Site No. | Receipt Number | Customer Reference | Product/Service | | | | | Odo meter (km) | KM Span | Litres/ 100km | Cents /km |
|-------------------------------|------|------|-------------------|-------------|-------------------|-----------------------|---------------------|--------------|---------------|--------------------------|--------------|--------------------------|------------|------------------|--------------|
| | | | | | | | Description | CPL Price | Litres | Total Exc GST (\$) | GST (\$) | Total Inc GST (\$) | | | |
| Cost Centre | | | 2439 | | | | DIESEL | | 144.16 | 228.66 | 22.87 | 251.53 | | | |
| | | | | | | | TOTAL | | 144.16 | 228.66 | 22.87 | 251.53 | | 1437 | 10.0 |
| | | | | | | | YEAR TO DATE | | 779.35 | 1,225.55 | 122.57 | 1,348.12 | | 7084 | 11.0 |
| | | | | | | | DIESEL | | 144.16 | 228.66 | 22.87 | 251.53 | | | |
| Cost Centre | | | 2447 | | | | TOTAL | | 144.16 | 228.66 | 22.87 | 251.53 | | 1437 | 10.0 |
| | | | | | | | THIS PERIOD | | 779.35 | 1,225.55 | 122.57 | 1,348.12 | | 7084 | 11.0 |
| | | | | | | | YEAR TO DATE | | 779.35 | 1,225.55 | 122.57 | 1,348.12 | | 7084 | 11.0 |
| | | | | | | | DIESEL | | 144.16 | 228.66 | 22.87 | 251.53 | | | |
| Cost Centre | | | 2468 | | | | ULSD G10 | 174.15 | 62.74 | 99.33 | 9.93 | 109.26 | 6477 | 1084 | 5.8 |
| | | | | | | | DIESEL | | 62.74 | 99.33 | 9.93 | 109.26 | | | |
| | | | | | | | TOTAL | | 62.74 | 99.33 | 9.93 | 109.26 | | 1084 | 5.8 |
| | | | | | | | THIS PERIOD | | 190.59 | 303.97 | 30.39 | 334.36 | | 1084 | 17.6 |
| Cost Centre | | | 2468 | | | | YEAR TO DATE | | 190.59 | 303.97 | 30.39 | 334.36 | | 1084 | 17.6 |
| | | | | | | | DIESEL | | 62.74 | 99.33 | 9.93 | 109.26 | | | |
| | | | | | | | TOTAL | | 62.74 | 99.33 | 9.93 | 109.26 | | 1084 | 5.8 |
| | | | | | | | THIS PERIOD | | 190.59 | 303.97 | 30.39 | 334.36 | | 1084 | 17.6 |
| Cost Centre | | | 2468 | | | | ULSD G10 | 174.15 | 53.96 | 85.43 | 8.54 | 93.97 | 3030 | 500 | 10.8 |
| | | | | | | | DIESEL | | 53.96 | 85.43 | 8.54 | 93.97 | | | |
| | | | | | | | TOTAL | | 53.96 | 85.43 | 8.54 | 93.97 | | 500 | 10.8 |
| | | | | | | | THIS PERIOD | | 262.48 | 419.33 | 41.94 | 461.27 | | 1913 | 13.7 |
| Cost Centre | | | 2468 | | | | YEAR TO DATE | | 262.48 | 419.33 | 41.94 | 461.27 | | 1913 | 13.7 |
| | | | | | | | DIESEL | | 53.96 | 85.43 | 8.54 | 93.97 | | | |
| | | | | | | | TOTAL | | 53.96 | 85.43 | 8.54 | 93.97 | | 500 | 10.8 |
| | | | | | | | THIS PERIOD | | 262.48 | 419.33 | 41.94 | 461.27 | | 1913 | 13.7 |
| Cost Centre | | | 2468 | | | | ULSD G10 | 174.15 | 68.84 | 108.99 | 10.90 | 119.89 | 60778 | 708 | 9.7 |
| | | | | | | | ULSD G10 | 176.20 | 51.38 | 82.30 | 8.23 | 90.53 | 61300 | 522 | 9.8 |
| | | | | | | | | | | | | | | | |
| | | | | | | | | | | | | | | | |

BP Australia Pty Ltd
A.B.N. 53 004 085 616
GPO Box 1621
MELBOURNE VIC 3001

BP Plus Fleet Control Report

Account Enquiries: BP Accounts Receivable Telephone: 1800 225 527



CITY OF COCKBURN
Accounts Payable (Invoice Only) PO
067775
PO Box 1215
BIBRA LAKE DC PRIVATE BOXES WA
6965

CITY OF COCKBURN

Account Number: **0050188034**
Period Starting: **01/09/2025**

Customer Number: **0115405338**
Period Ending: **30/09/2025**

Page: 9 of 36
Date: 30/09/2025

| Card Number Vehicle/Driver | Date | Time | Purchase Location | Site No. | Receipt Number | Customer Reference | Product/Service | | | | | Odo meter (km) | KM Span | Litres/ 100km | Cents /km |
|--|----------------------|----------------------|------------------------|-------------|-------------------|-----------------------|---------------------|--------------|---------------|--------------------------|--------------|--------------------------|------------|------------------|--------------|
| | | | | | | | Description | CPL Price | Litres | Total Exc GST (\$) | GST (\$) | Total Inc GST (\$) | | | |
| Cost Centre | | | 2497 | | | | DIESEL | | 120.22 | 191.29 | 19.13 | 210.42 | | | |
| | | | | | | | TOTAL | | 120.22 | 191.29 | 19.13 | 210.42 | | 1230 | 9.8 |
| | | | | | | | YEAR TO DATE | | 1,257.08 | 2,020.71 | 202.08 | 2,222.79 | | 13715 | 9.2 |
| | | | | | | | DIESEL | | 120.22 | 191.29 | 19.13 | 210.42 | | | |
| | | | | | | | TOTAL | | 120.22 | 191.29 | 19.13 | 210.42 | | 1230 | 9.8 |
| | | | | | | | YEAR TO DATE | | 1,257.08 | 2,020.71 | 202.08 | 2,222.79 | | 13715 | 9.2 |
| 7050 90000768 87727 11ML915 2508 WHITE FORD RANGER | 03/09/25 25/09/25 | 13:36:17 10:23:34 | SPEARWOOD SPEARWOOD | WA WA | 6443 6443 | 005665 006367 | ULT DSL | 173.89 | 67.37 | 106.50 | 10.65 | 117.15 | 777 | | |
| | | | | | | | ULT DSL | 173.87 | 75.36 | 119.11 | 11.91 | 131.02 | 11095 | | |
| | | | | | | | DIESEL | | 142.73 | 225.61 | 22.56 | 248.17 | | | |
| | | | | | | | TOTAL | | 142.73 | 225.61 | 22.56 | 248.17 | | | |
| Cost Centre | | | 2508 | | | | YEAR TO DATE | | 970.70 | 1,551.56 | 155.16 | 1,706.72 | | 7143 | 13.6 |
| | | | | | | | DIESEL | | 142.73 | 225.61 | 22.56 | 248.17 | | | |
| | | | | | | | TOTAL | | 142.73 | 225.61 | 22.56 | 248.17 | | | |
| | | | | | | | YEAR TO DATE | | 970.70 | 1,551.56 | 155.16 | 1,706.72 | | 7143 | 13.6 |
| 7050 15405338 03708 1HCC815 2515 WHITE FORD RANGER UTILITY | 14/09/25 | 14:33:27 | SUCCESS | WA | 5992 | 027952 | ULT DSL | 173.15 | 47.32 | 74.49 | 7.45 | 81.94 | 187850 | | |
| | | | | | | | DIESEL | | 47.32 | 74.49 | 7.45 | 81.94 | | | |
| | | | | | | | TOTAL | | 47.32 | 74.49 | 7.45 | 81.94 | | | |
| | | | | | | | YEAR TO DATE | | 257.34 | 409.87 | 40.99 | 450.86 | | 287 | 89.7 |
| Cost Centre | | | 2515 | | | | DIESEL | | 47.32 | 74.49 | 7.45 | 81.94 | | | |
| | | | | | | | TOTAL | | 47.32 | 74.49 | 7.45 | 81.94 | | | |
| | | | | | | | YEAR TO DATE | | 257.34 | 409.87 | 40.99 | 450.86 | | 287 | 89.7 |
| | | | | | | | ULT DSL | 173.89 | 18.87 | 29.83 | 2.98 | 32.81 | 6530 | | |
| 7050 15405338 04110 1HPF979 2523 ISUZU D-MAX UTILITY | 05/09/25 | 15:02:31 | SUCCESS | WA | 5992 | 048870 | | | | | | | | | |
| | | | | | | | | | | | | | | | |
| | | | | | | | | | | | | | | | |
| | | | | | | | | | | | | | | | |

BP Australia Pty Ltd
A.B.N. 53 004 085 616
GPO Box 1621
MELBOURNE VIC 3001

BP Plus Fleet Control Report

Account Enquiries: BP Accounts Receivable Telephone: 1800 225 527



CITY OF COCKBURN
Accounts Payable (Invoice Only) PO
067775
PO Box 1215
BIBRA LAKE DC PRIVATE BOXES WA
6965

CITY OF COCKBURN

Account Number: **0050188034**
Period Starting: **01/09/2025**

Customer Number: **0115405338**
Period Ending: **30/09/2025**

Page: 10 of 36
Date: 30/09/2025

| Card Number Vehicle/Driver | Date | Time | Purchase Location | Site No. | Receipt Number | Customer Reference | Product/Service | | | | | Odo meter (km) | KM Span | Litres/ 100km | Cents /km | |
|--|----------------------|----------------------|--------------------------------|-------------|-------------------|-----------------------|-----------------|--------------|----------|--------------------------|-------------|----------------------|------------|------------------|--------------|--------------------------|
| | | | | | | | Description | CPL Price | Litres | Total Exc GST (\$) | GST (\$) | | | | | Total Inc GST (\$) |
| Cost Centre | | | 2523 | | | | DIESEL | 18.87 | 29.83 | 2.98 | 32.81 | | | | | |
| | | | | | | | TOTAL | THIS PERIOD | 18.87 | 29.83 | 2.98 | 32.81 | | | | |
| | | | | | | | YEAR TO DATE | 133.48 | 207.29 | 20.73 | 228.02 | | | | | |
| | | | | | | | DIESEL | 18.87 | 29.83 | 2.98 | 32.81 | | | | | |
| 7050 90000769 77148 11ML918 2538 WHITE MITSUBISHI TRITON | 31/08/25 16/09/25 | 16:56:48 11:31:02 | PIARA WATERS BIBRA LAKE | WA WA | 1110 7451 | 033322 082833 | ULT DSL | 172.37 | 74.17 | 116.23 | 11.62 | 127.85 | 777 | | | |
| | | | | | | | ULT DSL | 177.20 | 72.84 | 117.34 | 11.73 | 129.07 | 777 | | | |
| | | | | | | | DIESEL | 147.01 | 233.57 | 23.35 | 256.92 | | | | | |
| | | | | | | | TOTAL | THIS PERIOD | 147.01 | 233.57 | 23.35 | 256.92 | | | | |
| Cost Centre | | | 2538 | | | | YEAR TO DATE | 849.36 | 1,360.14 | 136.01 | 1,496.15 | | 3637 | 23.4 | 41.1 | |
| | | | | | | | DIESEL | 147.01 | 233.57 | 23.35 | 256.92 | | | | | |
| | | | | | | | TOTAL | THIS PERIOD | 147.01 | 233.57 | 23.35 | 256.92 | | | | |
| | | | | | | | YEAR TO DATE | 849.36 | 1,360.14 | 136.01 | 1,496.15 | | 3637 | 23.4 | 41.1 | |
| 7050 90000765 36639 1UD383 2566 WHITE FORD RANGER | 17/09/25 | 08:08:55 | BIBRA LAKE | WA | 7451 | 082877 | ULSD G10 | 176.20 | 60.23 | 96.48 | 9.65 | 106.13 | 23379 | 527 | 11.4 | 20.1 |
| | | | | | | | DIESEL | 60.23 | 96.48 | 9.65 | 106.13 | | | | | |
| | | | | | | | TOTAL | THIS PERIOD | 60.23 | 96.48 | 9.65 | 106.13 | | 527 | 11.4 | 20.1 |
| | | | | | | | YEAR TO DATE | 1,016.10 | 1,632.30 | 163.25 | 1,795.55 | | 13858 | 7.3 | 13.0 | |
| Cost Centre | | | 2556 | | | | DIESEL | 60.23 | 96.48 | 9.65 | 106.13 | | | | | |
| | | | | | | | TOTAL | THIS PERIOD | 60.23 | 96.48 | 9.65 | 106.13 | | 527 | 11.4 | 20.1 |
| | | | | | | | YEAR TO DATE | 1,016.10 | 1,632.30 | 163.25 | 1,795.55 | | 13858 | 7.3 | 13.0 | |
| | | | | | | | DIESEL | 60.23 | 96.48 | 9.65 | 106.13 | | | | | |
| 7050 90000771 17629 1INZ645 2566 WHITE FORD RANGER | 16/09/25 25/09/25 | 13:02:40 12:49:37 | BIBRA LAKE COCKBURN CENTRAL | WA WA | 7451 7395 | 000193 079281 | ULT DSL | 177.20 | 64.51 | 103.92 | 10.39 | 114.31 | 11561 | 797 | 8.1 | 14.3 |
| | | | | | | | ULT DSL | 175.87 | 64.99 | 103.90 | 10.39 | 114.29 | 12281 | 720 | 9.0 | 15.9 |
| | | | | | | | | | | | | | | | | |
| | | | | | | | | | | | | | | | | |

BP Australia Pty Ltd
A.B.N. 53 004 085 616
GPO Box 1621
MELBOURNE VIC 3001

BP Plus Fleet Control Report

Account Enquiries: BP Accounts Receivable Telephone: 1800 225 527



CITY OF COCKBURN
Accounts Payable (Invoice Only) PO
067775
PO Box 1215
BIBRA LAKE DC PRIVATE BOXES WA
6965

CITY OF COCKBURN

Account Number: **0050188034**
Period Starting: **01/09/2025**

Customer Number: **0115405338**
Period Ending: **30/09/2025**

Page: 11 of 36
Date: 30/09/2025

| Card Number Vehicle/Driver | Date | Time | Purchase Location | Site No. | Receipt Number | Customer Reference | Product/Service | | | | | Odo meter (km) | KM Span | Litres/ 100km | Cents /km |
|-------------------------------|----------------------------------|----------------------------------|--|----------------|----------------------|----------------------------|---------------------|--------------|---------------|--------------------------|--------------|--------------------------|------------|------------------|--------------|
| | | | | | | | Description | CPL Price | Litres | Total Exc GST (\$) | GST (\$) | Total Inc GST (\$) | | | |
| Cost Centre | | | 2566 | | | | DIESEL | | 129.50 | 207.82 | 20.78 | 228.60 | | | |
| | | | | | | | TOTAL | | 129.50 | 207.82 | 20.78 | 228.60 | | 1517 | 8.5 |
| | | | | | | | YEAR TO DATE | | 988.02 | 1,567.81 | 156.77 | 1,724.58 | | 8997 | 11.0 |
| | | | | | | | DIESEL | | 129.50 | 207.82 | 20.78 | 228.60 | | | |
| Cost Centre | | | 2575 | | | | TOTAL | | 129.50 | 207.82 | 20.78 | 228.60 | | 1517 | 8.5 |
| | | | | | | | YEAR TO DATE | | 988.02 | 1,567.81 | 156.77 | 1,724.58 | | 8997 | 11.0 |
| | 10/09/25 25/09/25 | 17:24:47 08:03:30 | BIBRA LAKE BIBRA LAKE | WA WA | 7451 7451 | 082492 083145 | ULT DSL | 175.15 | 67.60 | 107.64 | 10.76 | 118.40 | 62806 | 600 | 11.0 |
| | | | | | | | ULT DSL | 175.87 | 66.26 | 105.94 | 10.59 | 116.53 | 63406 | 600 | 19.4 |
| | | | | | | | DIESEL | | 133.86 | 213.58 | 21.35 | 234.93 | | | |
| | | | | | | | TOTAL | | 133.86 | 213.58 | 21.35 | 234.93 | | 600 | 22.3 |
| Cost Centre | | | 2597 | | | | YEAR TO DATE | | 1,283.81 | 2,077.75 | 207.76 | 2,285.51 | | 10470 | 12.3 |
| | 02/09/25 10/09/25 22/09/25 | 09:04:52 08:16:33 08:07:05 | BIBRA LAKE BIBRA LAKE BIBRA LAKE | WA WA WA | 7451 7451 7451 | 023718 082400 083012 | DIESEL | | 133.86 | 213.58 | 21.35 | 234.93 | | | |
| | | | | | | | TOTAL | | 133.86 | 213.58 | 21.35 | 234.93 | | 600 | 22.3 |
| | | | | | | | YEAR TO DATE | | 1,283.81 | 2,077.75 | 207.76 | 2,285.51 | | 10470 | 12.3 |
| Cost Centre | | | 2597 | | | | ULSD G10 | 174.89 | 63.28 | 100.61 | 10.06 | 110.67 | 11536 | 643 | 9.8 |
| | | | | | | | ULSD G10 | 174.15 | 69.31 | 109.73 | 10.97 | 120.70 | 12252 | 716 | 16.9 |
| | | | | | | | ULSD G10 | 174.87 | 69.32 | 110.20 | 11.02 | 121.22 | 12959 | 707 | 17.1 |
| | | | | | | | DIESEL | | 201.91 | 320.54 | 32.05 | 352.59 | | | |
| Cost Centre | | | 2597 | | | | TOTAL | | 201.91 | 320.54 | 32.05 | 352.59 | | 2066 | 9.8 |
| | 03/09/25 18/09/25 | 09:25:39 14:30:16 | BIBRA LAKE BIBRA LAKE | WA WA | 7451 7451 | 023848 082947 | YEAR TO DATE | | 1,226.11 | 1,945.06 | 194.50 | 2,139.56 | | 11824 | 10.4 |
| | | | | | | | DIESEL | | 201.91 | 320.54 | 32.05 | 352.59 | | | |
| | | | | | | | TOTAL | | 201.91 | 320.54 | 32.05 | 352.59 | | 2066 | 9.8 |
| Cost Centre | | | 2597 | | | | YEAR TO DATE | | 1,226.11 | 1,945.06 | 194.50 | 2,139.56 | | 11824 | 10.4 |
| | | | | | | | ULT DSL | 175.89 | 54.49 | 87.13 | 8.71 | 95.84 | 29602 | 419 | 13.0 |
| Cost Centre | | | 2597 | | | | ULT DSL | 177.20 | 61.27 | 98.70 | 9.87 | 108.57 | 30011 | 409 | 26.5 |
| | | | | | | | | | | | | | | | |

BP Australia Pty Ltd
A.B.N. 53 004 085 616
GPO Box 1621
MELBOURNE VIC 3001

BP Plus Fleet Control Report

Account Enquiries: BP Accounts Receivable Telephone: 1800 225 527



CITY OF COCKBURN
Accounts Payable (Invoice Only) PO
067775
PO Box 1215
BIBRA LAKE DC PRIVATE BOXES WA
6965

CITY OF COCKBURN

Account Number: **0050188034**
Period Starting: **01/09/2025**

Customer Number: **0115405338**
Period Ending: **30/09/2025**

Page: 12 of 36
Date: 30/09/2025

| Card Number Vehicle/Driver | Date | Time | Purchase Location | Site No. | Receipt Number | Customer Reference | Product/Service | | | | | Odo meter (km) | KM Span | Litres/ 100km | Cents /km | | |
|-------------------------------|----------------------|----------------------|-------------------|--------------------------------|----------------|--------------------|-----------------|--------------------------|------------------|--------------------|-----------------|-----------------|------------------|----------------|------------|--------------------|--------------|
| | | | | | | | Description | CPL Price | Litres | Total Exc GST (\$) | GST (\$) | | | | | Total Inc GST (\$) | |
| Cost Centre | 09/09/25 | 14:45:07 | 2606 | PIARA WATERS WA | 1110 | 033762 | | DIESEL | 115.76 | 185.83 | 18.58 | 204.41 | | | | | |
| | | | | | | | TOTAL | THIS PERIOD YEAR TO DATE | 115.76 1,011.37 | 185.83 1,621.59 | 18.58 162.14 | 204.41 1,783.73 | | 828 6349 | 14.0 15.9 | 24.7 28.1 | |
| | | | | | | | | DIESEL | 115.76 | 185.83 | 18.58 | 204.41 | | | | | |
| | | | | | | | TOTAL | THIS PERIOD YEAR TO DATE | 115.76 1,011.37 | 185.83 1,621.59 | 18.58 162.14 | 204.41 1,783.73 | | 828 6349 | 14.0 15.9 | 24.7 28.1 | |
| | | | | | | | | ULT DSL | 175.15 | 52.77 | 84.03 | 8.40 | 92.43 | 33135 | | | |
| | | | | | | | | DIESEL | 52.77 | 84.03 | 8.40 | 92.43 | | | | | |
| Cost Centre | 11/09/25 24/09/25 | 14:27:16 06:32:23 | 2618 | BIBRA LAKE NAVAL BASE WA | 7451 7770 | 082616 056770 | TOTAL | THIS PERIOD YEAR TO DATE | 52.77 630.86 | 84.03 1,013.39 | 8.40 101.33 | 92.43 1,114.72 | | 6500 | 9.7 | 17.1 | |
| | | | | | | | | DIESEL | 52.77 | 84.03 | 8.40 | 92.43 | | | | | |
| | | | | | | | TOTAL | THIS PERIOD YEAR TO DATE | 52.77 630.86 | 84.03 1,013.39 | 8.40 101.33 | 92.43 1,114.72 | | 6500 | 9.7 | 17.1 | |
| | | | | | | | | ULSD G10 ULT DSL | 174.15 173.87 | 61.82 65.30 | 97.87 103.21 | 9.79 10.32 | 107.66 113.53 | 62773 63435 | 616 662 | 10.0 9.9 | 17.5 17.1 |
| | | | | | | | | DIESEL | 127.12 | 201.08 | 20.11 | 221.19 | | | | | |
| | | | | | | | TOTAL | THIS PERIOD YEAR TO DATE | 127.12 1,214.04 | 201.08 1,937.07 | 20.11 193.71 | 221.19 2,130.78 | | 1278 12518 | 9.9 9.7 | 17.3 17.0 | |
| Cost Centre | 04/09/25 26/09/25 | 14:12:24 06:38:46 | 2646 | BIBRA LAKE COCKBURN CENTRAL WA | 7451 7395 | 024058 011890 | | DIESEL | 127.12 | 201.08 | 20.11 | 221.19 | | | | | |
| | | | | | | | TOTAL | THIS PERIOD YEAR TO DATE | 127.12 1,214.04 | 201.08 1,937.07 | 20.11 193.71 | 221.19 2,130.78 | | 1278 12518 | 9.9 9.7 | 17.3 17.0 | |
| | | | | | | | | ULT DSL ULT DSL | 175.89 175.87 | 52.80 73.81 | 84.43 118.01 | 8.44 11.80 | 92.87 129.81 | 66698 67325 | 402 627 | 13.1 11.8 | 23.1 20.7 |
| | | | | | | | | DIESEL | 127.12 | 201.08 | 20.11 | 221.19 | | | | | |
| | | | | | | | TOTAL | THIS PERIOD YEAR TO DATE | 127.12 1,214.04 | 201.08 1,937.07 | 20.11 193.71 | 221.19 2,130.78 | | 1278 12518 | 9.9 9.7 | 17.3 17.0 | |
| | | | | | | | | ULT DSL ULT DSL | 175.89 175.87 | 52.80 73.81 | 84.43 118.01 | 8.44 11.80 | 92.87 129.81 | 66698 67325 | 402 627 | 13.1 11.8 | 23.1 20.7 |

BP Australia Pty Ltd
A.B.N. 53 004 085 616
GPO Box 1621
MELBOURNE VIC 3001

BP Plus Fleet Control Report

Account Enquiries: BP Accounts Receivable Telephone: 1800 225 527



CITY OF COCKBURN
Accounts Payable (Invoice Only) PO
067775
PO Box 1215
BIBRA LAKE DC PRIVATE BOXES WA
6965

CITY OF COCKBURN

Account Number: **0050188034**
Period Starting: **01/09/2025**

Customer Number: **0115405338**
Period Ending: **30/09/2025**

Page: 13 of 36
Date: 30/09/2025

| Card Number Vehicle/Driver | Date | Time | Purchase Location | Site No. | Receipt Number | Customer Reference | Product/Service | | | | | Odo meter (km) | KM Span | Litres/ 100km | Cents /km | | |
|--|--|--|--|----------------------|------------------------------|--------------------------------------|-----------------|--------------|----------|--------------------------|-------------|----------------------|------------|------------------|--------------|--------------------------|------|
| | | | | | | | Description | CPL Price | Litres | Total Exc GST (\$) | GST (\$) | | | | | Total Inc GST (\$) | |
| 7050 15405338 03914 1HIN742 2667 WHITE MITSUBISHI TRITON UTE | 01/09/25 08/09/25 16/09/25 23/09/25 | 08:24:05 08:00:20 11:42:23 11:13:16 | SPEARWOOD SPEARWOOD BIBRA LAKE BIBRA LAKE | WA WA WA WA | 6443 6443 7451 7451 | 005594 005777 000184 000752 | | DIESEL | 126.61 | 202.44 | 20.24 | 222.68 | | | | | |
| | | | | | | | TOTAL | THIS PERIOD | 126.61 | 202.44 | 20.24 | 222.68 | | 1029 | 12.3 | 21.6 | |
| | | | | | | | YEAR TO DATE | 1,920.49 | 3,101.79 | 310.18 | 3,411.97 | | 14959 | 12.8 | 22.8 | | |
| | | | | | | | | DIESEL | 126.61 | 202.44 | 20.24 | 222.68 | | | | | |
| | | | | | | | TOTAL | THIS PERIOD | 126.61 | 202.44 | 20.24 | 222.68 | | 1029 | 12.3 | 21.6 | |
| | | | | | | | YEAR TO DATE | 1,920.49 | 3,101.79 | 310.18 | 3,411.97 | | 14959 | 12.8 | 22.8 | | |
| | | | | | | | | ULT DSL | 173.89 | 57.75 | 91.29 | 9.13 | 100.42 | 81825 | 531 | 10.9 | 18.9 |
| | | | | | | | | ULT DSL | 173.15 | 56.20 | 88.46 | 8.85 | 97.31 | 82240 | 415 | 13.5 | 23.4 |
| | | | | | | | | ULT DSL | 177.20 | 57.38 | 92.44 | 9.24 | 101.68 | 82712 | 472 | 12.2 | 21.5 |
| | | | | | | | | ULT DSL | 175.87 | 61.00 | 97.53 | 9.75 | 107.28 | 83229 | 517 | 11.8 | 20.8 |
| 7050 15405338 03823 1HGH898 2677 WHITE MITSUBISHI TRITON UTE | 05/09/25 15/09/25 24/09/25 | 08:40:02 12:17:13 07:52:56 | BIBRA LAKE COCKBURN CENTRAL SUCCESS | WA WA WA | 7451 7395 5992 | 024143 011165 028326 | | DIESEL | 232.33 | 369.72 | 36.97 | 406.69 | | | | | |
| | | | | | | | TOTAL | THIS PERIOD | 232.33 | 369.72 | 36.97 | 406.69 | | 1935 | 12.0 | 21.0 | |
| | | | | | | | YEAR TO DATE | 1,826.07 | 2,924.97 | 292.49 | 3,217.46 | | 13299 | 13.7 | 24.2 | | |
| | | | | | | | | DIESEL | 232.33 | 369.72 | 36.97 | 406.69 | | | | | |
| | | | | | | | TOTAL | THIS PERIOD | 232.33 | 369.72 | 36.97 | 406.69 | | 1935 | 12.0 | 21.0 | |
| | | | | | | | YEAR TO DATE | 1,826.07 | 2,924.97 | 292.49 | 3,217.46 | | 13299 | 13.7 | 24.2 | | |
| | | | | | | | | ULT DSL | 175.89 | 52.60 | 84.11 | 8.41 | 92.52 | 84596 | 422 | 12.5 | 21.9 |
| | | | | | | | | ULT DSL | 177.20 | 56.20 | 90.54 | 9.05 | 99.59 | 5035 | | | |
| | | | | | | | | ULT DSL | 173.87 | 54.52 | 86.17 | 8.62 | 94.79 | 85430 | | | |
| | | | | | | | | DIESEL | 163.32 | 260.82 | 26.08 | 286.90 | | | | | |
| 7050 15405338 03765 1HEI019 2687 WHITE ISUZU D-MAX UTE | 06/09/25 22/09/25 | 10:41:35 09:10:31 | BIBRA LAKE BIBRA LAKE | WA WA | 7451 7451 | 082027 083018 | | DIESEL | 163.32 | 260.82 | 26.08 | 286.90 | | | | | |
| | | | | | | | TOTAL | THIS PERIOD | 163.32 | 260.82 | 26.08 | 286.90 | | 422 | 38.7 | 68.0 | |
| | | | | | | | YEAR TO DATE | 1,670.57 | 2,696.52 | 269.67 | 2,966.19 | | 10551 | 15.8 | 28.1 | | |
| | | | | | | | | ULSD G10 | 174.89 | 60.13 | 95.60 | 9.56 | 105.16 | 75885 | | | |
| | | | | | | | | ULSD G10 | 174.87 | 57.52 | 91.44 | 9.14 | 100.58 | 76240 | 355 | 16.2 | 28.3 |
| | | | | | | | | | | | | | | | | | |
| | | | | | | | | | | | | | | | | | |
| | | | | | | | | | | | | | | | | | |
| | | | | | | | | | | | | | | | | | |
| | | | | | | | | | | | | | | | | | |

BP Australia Pty Ltd
A.B.N. 53 004 085 616
GPO Box 1621
MELBOURNE VIC 3001

BP Plus Fleet Control Report

Account Enquiries: BP Accounts Receivable Telephone: 1800 225 527



CITY OF COCKBURN
Accounts Payable (Invoice Only) PO
067775
PO Box 1215
BIBRA LAKE DC PRIVATE BOXES WA
6965

CITY OF COCKBURN

Account Number: **0050188034**
Period Starting: **01/09/2025**

Customer Number: **0115405338**
Period Ending: **30/09/2025**

Page: 14 of 36
Date: 30/09/2025

| Card Number Vehicle/Driver | Date | Time | Purchase Location | Site No. | Receipt Number | Customer Reference | Product/Service | | | | | Odo meter (km) | KM Span | Litres/ 100km | Cents /km |
|--|--|--|---|----------------------|------------------------------|--------------------------------------|---------------------|--------------|---------------|--------------------------|--------------|--------------------------|------------|------------------|--------------|
| | | | | | | | Description | CPL Price | Litres | Total Exc GST (\$) | GST (\$) | Total Inc GST (\$) | | | |
| Cost Centre 7050 15405338 04599 11GB442 2698 WHITE ISUZU D-MAX | 05/09/25 11/09/25 14/09/25 19/09/25 | 16:11:22 10:36:46 15:27:49 17:21:28 | BIBRA LAKE SUCCESS BIBRA LAKE BIBRA LAKE | WA WA WA WA | 7451 5992 7451 7451 | 024200 027872 082755 000496 | DIESEL | | 117.65 | 187.04 | 18.70 | 205.74 | | | |
| | | | | | | | TOTAL | | 117.65 | 187.04 | 18.70 | 205.74 | | 365 | 58.0 |
| | | | | | | | YEAR TO DATE | | 417.63 | 668.08 | 66.80 | 734.88 | | 1926 | 38.2 |
| | | | | | | | DIESEL | | 117.65 | 187.04 | 18.70 | 205.74 | | | |
| | | | | | | | TOTAL | | 117.65 | 187.04 | 18.70 | 205.74 | | 365 | 58.0 |
| Cost Centre 7050 15405338 04425 1HJA763 2706 WHITE FORD RANGER UTILITY | 04/09/25 11/09/25 22/09/25 | 12:39:18 10:22:11 11:31:01 | BIBRA LAKE BIBRA LAKE BIBRA LAKE | WA WA WA | 7451 7451 7451 | 024044 082567 000630 | ULT DSL | 175.89 | 52.05 | 83.23 | 8.32 | 91.55 | 20426 | 450 | 11.6 |
| | | | | | | | ULT DSL | 173.15 | 68.00 | 107.04 | 10.70 | 117.74 | 20990 | 564 | 12.1 |
| | | | | | | | ULT DSL | 175.15 | 40.02 | 63.73 | 6.37 | 70.10 | 21367 | 377 | 10.6 |
| | | | | | | | ULT DSL | 177.20 | 53.47 | 86.14 | 8.61 | 94.75 | 21842 | 475 | 11.3 |
| | | | | | | | DIESEL | | 213.54 | 340.14 | 34.00 | 374.14 | | | |
| Cost Centre 7050 15405338 04425 1HJA763 2706 WHITE FORD RANGER UTILITY | 04/09/25 11/09/25 22/09/25 | 12:39:18 10:22:11 11:31:01 | BIBRA LAKE BIBRA LAKE BIBRA LAKE | WA WA WA | 7451 7451 7451 | 024044 082567 000630 | TOTAL | | 213.54 | 340.14 | 34.00 | 374.14 | | 1866 | 20.1 |
| | | | | | | | YEAR TO DATE | | 1,678.92 | 2,704.02 | 270.40 | 2,974.42 | | 17401 | 17.1 |
| | | | | | | | DIESEL | | 213.54 | 340.14 | 34.00 | 374.14 | | | |
| | | | | | | | TOTAL | | 213.54 | 340.14 | 34.00 | 374.14 | | 1866 | 20.1 |
| | | | | | | | YEAR TO DATE | | 1,678.92 | 2,704.02 | 270.40 | 2,974.42 | | 17401 | 17.1 |
| Cost Centre 7050 90000776 63051 11QK852 2713 WHITE ISUZU DMAX | 02/09/25 | 10:23:11 | COCKBURN CENTRAL | WA | 7395 | 010395 | ULSD G10 | 174.89 | 60.24 | 95.78 | 9.58 | 105.36 | 77420 | 476 | 12.7 |
| | | | | | | | ULSD G10 | 174.15 | 54.52 | 86.32 | 8.63 | 94.95 | 77851 | 431 | 12.6 |
| | | | | | | | ULSD G10 | 174.87 | 53.27 | 84.68 | 8.47 | 93.15 | 78275 | 424 | 12.6 |
| | | | | | | | DIESEL | | 168.03 | 266.78 | 26.68 | 293.46 | | | |
| | | | | | | | TOTAL | | 168.03 | 266.78 | 26.68 | 293.46 | | 1331 | 22.0 |
| Cost Centre 7050 90000776 63051 11QK852 2713 WHITE ISUZU DMAX | 02/09/25 | 10:23:11 | COCKBURN CENTRAL | WA | 7395 | 010395 | YEAR TO DATE | | 1,411.37 | 2,253.90 | 225.41 | 2,479.31 | | 8661 | 28.6 |
| | | | | | | | DIESEL | | 168.03 | 266.78 | 26.68 | 293.46 | | | |
| | | | | | | | TOTAL | | 168.03 | 266.78 | 26.68 | 293.46 | | 1331 | 22.0 |
| | | | | | | | YEAR TO DATE | | 1,411.37 | 2,253.90 | 225.41 | 2,479.31 | | 8661 | 28.6 |
| | | | | | | | ULT DSL | 175.89 | 55.11 | 88.12 | 8.81 | 96.93 | 145 | | |

BP Australia Pty Ltd
A.B.N. 53 004 085 616
GPO Box 1621
MELBOURNE VIC 3001

BP Plus Fleet Control Report

Account Enquiries: BP Accounts Receivable Telephone: 1800 225 527



CITY OF COCKBURN
Accounts Payable (Invoice Only) PO
067775
PO Box 1215
BIBRA LAKE DC PRIVATE BOXES WA
6965

CITY OF COCKBURN

Account Number: **0050188034**
Period Starting: **01/09/2025**

Customer Number: **0115405338**
Period Ending: **30/09/2025**

Page: 15 of 36
Date: 30/09/2025

| Card Number Vehicle/Driver | Date | Time | Purchase Location | | Site No. | Receipt Number | Customer Reference | Product/Service | | | | | | Odo meter (km) | KM Span | Litres/ 100km | Cents /km | |
|--|--|--|--|-------|----------------------|------------------------------|--------------------------------------|-----------------|-----------------------------|--------|--------------------------|-------------|--------------------------|----------------------|------------|------------------|--------------|-------|
| | | | | | | | | Description | CPL Price | Litres | Total Exc GST (\$) | GST (\$) | Total Inc GST (\$) | | | | | |
| Cost Centre 7050 15405338 03336 1GVU053 2723 WHITE ISUZU FIRE TRUCK | 05/09/25 13/09/25 13/09/25 25/09/25 | 12:16:49 11:17:32 11:25:54 15:59:24 | 2713 COCKBURN CENTRAL COCKBURN CENTRAL COCKBURN CENTRAL COCKBURN CENTRAL | | WA WA WA WA | 7395 7395 7395 7395 | 010611 011075 079075 011856 | | DIESEL | 55.11 | 88.12 | 8.81 | 96.93 | | | | | |
| | | | | | | | | TOTAL | THIS PERIOD YEAR TO DATE | 55.11 | 88.12 | 8.81 | 96.93 | | | | | |
| | | | | | | | | | DIESEL | 55.11 | 88.12 | 8.81 | 96.93 | | | | | |
| | | | | | | | | TOTAL | THIS PERIOD YEAR TO DATE | 55.11 | 88.12 | 8.81 | 96.93 | | | | | |
| | | | | | | | | | ULSD G10 | 174.89 | 39.53 | 62.85 | 6.29 | 69.14 | 44678 | 39 | 101.4 | 177.3 |
| | | | | | | | | | ULT DSL | 175.15 | 10.01 | 15.94 | 1.59 | 17.53 | 777 | | | |
| | | | | | | | | | ULP UNM | 165.17 | 5.02 | 7.54 | 0.75 | 8.29 | 44681 | | | |
| | | | | | | | | | ULT DSL | 175.15 | 35.72 | 56.87 | 5.69 | 62.56 | | | | |
| | | | | | | | | | ULT DSL | 175.15 | 37.55 | 59.79 | 5.98 | 65.77 | | | | |
| | | | | | | | | | ULP UNM | 165.17 | 5.02 | 7.54 | 0.75 | 8.29 | | | | |
| | ULP UNM | 165.17 | 15.04 | 22.58 | 2.26 | 24.84 | | | | | | | | | | | | |
| | ULSD G10 | 174.87 | 49.09 | 78.04 | 7.80 | 85.84 | 44760 | 79 | 62.1 | 108.7 | | | | | | | | |
| | | | | | | | | | | | | | | | | | | |
| | | | | | | | | | | | | | | | | | | |
| | | | | | | | | | | | | | | | | | | |
| | | | | | | | | | | | | | | | | | | |
| | | | | | | | | | | | | | | | | | | |
| | | | | | | | | | | | | | | | | | | |
| | | | | | | | | | | | | | | | | | | |
| | | | | | | | | | | | | | | | | | | |
| | | | | | | | | | | | | | | | | | | |
| | | | | | | | | | | | | | | | | | | |
| | | | | | | | | | | | | | | | | | | |
| | | | | | | | | | | | | | | | | | | |
| | | | | | | | | | | | | | | | | | | |
| | | | | | | | | | | | | | | | | | | |
| | | | | | | | | | | | | | | | | | | |
| | | | | | | | | | | | | | | | | | | |
| | | | | | | | | | | | | | | | | | | |
| | | | | | | | | | | | | | | | | | | |
| | | | | | | | | | | | | | | | | | | |
| | | | | | | | | | | | | | | | | | | |
| | | | | | | | | | | | | | | | | | | |
| | | | | | | | | | | | | | | | | | | |
| | | | | | | | | | | | | | | | | | | |
| | | | | | | | | | | | | | | | | | | |
| | | | | | | | | | | | | | | | | | | |
| | | | | | | | | | | | | | | | | | | |
| | | | | | | | | | | | | | | | | | | |
| | | | | | | | | | | | | | | | | | | |
| | | | | | | | | | | | | | | | | | | |
| | | | | | | | | | | | | | | | | | | |
| | | | | | | | | | | | | | | | | | | |
| | | | | | | | | | | | | | | | | | | |
| | | | | | | | | | | | | | | | | | | |
| | | | | | | | | | | | | | | | | | | |
| | | | | | | | | | | | | | | | | | | |
| | | | | | | | | | | | | | | | | | | |
| | | | | | | | | | | | | | | | | | | |
| | | | | | | | | | | | | | | | | | | |
| | | | | | | | | | | | | | | | | | | |
| | | | | | | | | | | | | | | | | | | |
| | | | | | | | | | | | | | | | | | | |
| | | | | | | | | | | | | | | | | | | |
| | | | | | | | | | | | | | | | | | | |
| | | | | | | | | | | | | | | | | | | |
| | | | | | | | | | | | | | | | | | | |
| | | | | | | | | | | | | | | | | | | |
| | | | | | | | | | | | | | | | | | | |
| | | | | | | | | | | | | | | | | | | |
| | | | | | | | | | | | | | | | | | | |
| | | | | | | | | | | | | | | | | | | |
| | | | | | | | | | | | | | | | | | | |
| | | | | | | | | | | | | | | | | | | |
| | | | | | | | | | | | | | | | | | | |
| | | | | | | | | | | | | | | | | | | |
| | | | | | | | | | | | | | | | | | | |
| | | | | | | | | | | | | | | | | | | |
| | | | | | | | | | | | | | | | | | | |
| | | | | | | | | | | | | | | | | | | |
| | | | | | | | | | | | | | | | | | | |

BP Australia Pty Ltd
A.B.N. 53 004 085 616
GPO Box 1621
MELBOURNE VIC 3001

BP Plus Fleet Control Report

Account Enquiries: BP Accounts Receivable Telephone: 1800 225 527



CITY OF COCKBURN
Accounts Payable (Invoice Only) PO
067775
PO Box 1215
BIBRA LAKE DC PRIVATE BOXES WA
6965

CITY OF COCKBURN

Account Number: **0050188034**
Period Starting: **01/09/2025**

Customer Number: **0115405338**
Period Ending: **30/09/2025**

Page: 16 of 36
Date: 30/09/2025

| Card Number Vehicle/Driver | Date | Time | Purchase Location | | Site No. | Receipt Number | Customer Reference | Product/Service | | | | | Odo meter (km) | KM Span | Litres/ 100km | Cents /km | | | | | | | | | | |
|--|--|--|--|-----------------|----------------------|------------------------------|--------------------------------------|--|-----------------------------|--------------------|--------------------------|-----------------|----------------------|------------|------------------|--------------|-----------------------------|--------------------|--------------------|-----------------|--------------------|-------|--------------|-------------|--------------|--|
| | | | | | | | | Description | CPL Price | Litres | Total Exc GST (\$) | GST (\$) | | | | | Total Inc GST (\$) | | | | | | | | | |
| Cost Centre 7050 15405338 01454 1EZY791 2753 TOYOTA LANDCRUISER UTILITY | 04/09/25 05/09/25 15/09/25 25/09/25 | 22:45:54 12:15:41 06:53:09 16:03:07 | 2737 COCKBURN CENTRAL COCKBURN CENTRAL COCKBURN CENTRAL COCKBURN CENTRAL | | WA WA WA WA | 7395 7395 7395 7395 | 078917 010610 011130 011857 | | DIESEL | 109.84 | 176.29 | 17.63 | 193.92 | | | | | | | | | | | | | |
| | | | | | | | | TOTAL | THIS PERIOD YEAR TO DATE | 109.84 1,288.62 | 176.29 2,073.10 | 17.63 207.30 | 193.92 2,280.40 | | 2000 12000 | 5.5 10.7 | 9.7 19.0 | | | | | | | | | |
| | | | | | | | | | ULT DSL | 175.89 | 16.43 | 26.27 | 2.63 | 28.90 | 32580 | 53 | 31.0 | 54.5 | | | | | | | | |
| | | | | | | | | | ULP UNM | 166.61 | 0.93 | 1.41 | 0.14 | 1.55 | | | | | | | | | | | | |
| | | | | | | | | | ULT DSL | 175.89 | 7.07 | 11.31 | 1.13 | 12.44 | 32604 | 24 | 29.5 | 51.8 | | | | | | | | |
| | | | | | | | | | ULP UNM | 166.61 | 0.59 | 0.89 | 0.09 | 0.98 | | | | | | | | | | | | |
| | | | | | | | | | ULT DSL | 177.20 | 19.27 | 31.05 | 3.10 | 34.15 | 32723 | 119 | 16.2 | 28.7 | | | | | | | | |
| | | | | | | | | | ULT DSL | 175.87 | 15.28 | 24.43 | 2.44 | 26.87 | 3726 | | | | | | | | | | | |
| | | | | | | | | ULP UNM | 165.01 | 5.40 | 8.10 | 0.81 | 8.91 | | | | | | | | | | | | | |
| | | | | | | | | | DIESEL | 58.05 | 93.06 | 9.30 | 102.36 | | | | | | | | | | | | | |
| | | | | | | | | | M/S | 6.92 | 10.40 | 1.04 | 11.44 | | | | | | | | | | | | | |
| TOTAL | THIS PERIOD YEAR TO DATE | 64.97 651.97 | 103.46 1,046.11 | 10.34 104.60 | 113.80 1,150.71 | | 196 942 | 33.1 69.2 | 58.1 122.2 | | | | | | | | | | | | | | | | | |
| Cost Centre 7050 15405338 04151 1HRR422 2766 WHITE FORD RANGER UTE | 11/09/25 24/09/25 | 15:56:42 14:01:22 | 2753 SPEARWOOD SUCCESS | | WA WA | 6443 5992 | 005923 049633 | | DIESEL | 58.05 | 93.06 | 9.30 | 102.36 | | | | | | | | | | | | | |
| | | | | | | | | M/S | 6.92 | 10.40 | 1.04 | 11.44 | | | | | | | | | | | | | | |
| | | | | | | | | TOTAL | THIS PERIOD YEAR TO DATE | 64.97 651.97 | 103.46 1,046.11 | 10.34 104.60 | 113.80 1,150.71 | | 196 942 | 33.1 69.2 | 58.1 122.2 | | | | | | | | | |
| | | | | | | | | | ULT DSL | 173.15 | 75.32 | 118.56 | 11.86 | 130.42 | 35672 | 856 | 8.8 | 15.2 | | | | | | | | |
| | | | | | | | | | ULT DSL | 173.87 | 63.36 | 100.15 | 10.01 | 110.16 | 3629349 | | | | | | | | | | | |
| | | | | | | | | | DIESEL | 138.68 | 218.71 | 21.87 | 240.58 | | | | | | | | | | | | | |
| | | | | | | | | TOTAL | THIS PERIOD YEAR TO DATE | 138.68 1,030.87 | 218.71 1,646.76 | 21.87 164.66 | 240.58 1,811.42 | | 856 10942 | 16.2 9.4 | 28.1 16.6 | | | | | | | | | |
| | | | | | | | | Cost Centre 7050 90000771 74323 11ML076 2778 WHITE ISUZU DMAX | 14/09/25 | 16:10:16 | 2766 BIBRA LAKE | | WA | 7451 | 082758 | | DIESEL | 138.68 | 218.71 | 21.87 | 240.58 | | | | | |
| | | | | | | | | | | | | | | | | TOTAL | THIS PERIOD YEAR TO DATE | 138.68 1,030.87 | 218.71 1,646.76 | 21.87 164.66 | 240.58 1,811.42 | | 856 10942 | 16.2 9.4 | 28.1 16.6 | |
| | | | | | | | | | | | | | | | | | ULT DSL | 175.15 | 38.09 | 60.65 | 6.07 | 66.72 | 1317 | | | |
| | | | | | | | | | | | | | | | | | | | | | | | | | | |

BP Australia Pty Ltd
A.B.N. 53 004 085 616
GPO Box 1621
MELBOURNE VIC 3001

BP Plus Fleet Control Report

Account Enquiries: BP Accounts Receivable Telephone: 1800 225 527



CITY OF COCKBURN
Accounts Payable (Invoice Only) PO
067775
PO Box 1215
BIBRA LAKE DC PRIVATE BOXES WA
6965

CITY OF COCKBURN

Account Number: **0050188034**
Period Starting: **01/09/2025**

Customer Number: **0115405338**
Period Ending: **30/09/2025**

Page: 17 of 36
Date: 30/09/2025

| Card Number Vehicle/Driver | Date | Time | Purchase Location | Site No. | Receipt Number | Customer Reference | Product/Service | | | | | Odo meter (km) | KM Span | Litres/ 100km | Cents /km | | | | | | |
|-------------------------------|--------------|----------|-------------------|-------------|-------------------|-----------------------|-----------------|--------------|----------|--------------------------|-------------|----------------------|------------|------------------|--------------|--------------------------|-------|--------|-------|------|------|
| | | | | | | | Description | CPL Price | Litres | Total Exc GST (\$) | GST (\$) | | | | | Total Inc GST (\$) | | | | | |
| Cost Centre | | | 2778 | | | | DIESEL | 38.09 | 60.65 | 6.07 | 66.72 | | | | | | | | | | |
| | | | | | | TOTAL | THIS PERIOD | 38.09 | 60.65 | 6.07 | 66.72 | | | | | | | | | | |
| | | | | | | | YEAR TO DATE | 150.31 | 242.31 | 24.24 | 266.55 | | | | | | | | | | |
| | | | | | | | DIESEL | 38.09 | 60.65 | 6.07 | 66.72 | | | | | | | | | | |
| | | | | | | TOTAL | THIS PERIOD | 38.09 | 60.65 | 6.07 | 66.72 | | | | | | | | | | |
| | | | | | | | YEAR TO DATE | 150.31 | 242.31 | 24.24 | 266.55 | | | | | | | | | | |
| | | | | | | 06/09/25 | 15:10:06 | PIARA WATERS | WA | 1110 | 033615 | ULT DSL | 175.89 | 18.74 | 29.96 | 3.00 | 32.96 | 15772 | 70 | 26.8 | 47.1 |
| | | | | | | 12/09/25 | 19:05:05 | SUCCESS | WA | 5992 | 049152 | ULT DSL | 175.89 | 11.95 | 19.11 | 1.91 | 21.02 | 15867 | 95 | 12.6 | 22.1 |
| | | | | | | 22/09/25 | 09:15:45 | SUCCESS | WA | 5992 | 028245 | ULT DSL | 173.15 | 14.14 | 22.25 | 2.23 | 24.48 | 51593 | | | |
| | | | | | | 24/09/25 | 19:09:24 | PIARA WATERS | WA | 1110 | 034469 | ULT DSL | 173.87 | 19.96 | 31.55 | 3.15 | 34.70 | 16043 | | | |
| Cost Centre | | | 2784 | | | | ULT DSL | 175.87 | 4.67 | 7.46 | 0.75 | 8.21 | 16102 | 59 | 7.9 | 13.9 | | | | | |
| | | | | | | | ULT DSL | 175.87 | 21.87 | 34.96 | 3.50 | 38.46 | 16153 | 51 | 42.9 | 75.4 | | | | | |
| | | | | | | | ULT DSL | 174.20 | 11.38 | 18.02 | 1.80 | 19.82 | 16215 | 62 | 18.4 | 32.0 | | | | | |
| | | | | | | | DIESEL | 102.71 | 163.31 | 16.34 | 179.65 | | | | | | | | | | |
| | | | | | | TOTAL | THIS PERIOD | 102.71 | 163.31 | 16.34 | 179.65 | | 337 | 30.5 | 53.3 | | | | | | |
| | | | | | | | YEAR TO DATE | 749.05 | 1,199.06 | 119.92 | 1,318.98 | | 3813 | 19.6 | 34.6 | | | | | | |
| | | | | | | | DIESEL | 102.71 | 163.31 | 16.34 | 179.65 | | | | | | | | | | |
| | | | | | | TOTAL | THIS PERIOD | 102.71 | 163.31 | 16.34 | 179.65 | | 337 | 30.5 | 53.3 | | | | | | |
| | | | | | | | YEAR TO DATE | 749.05 | 1,199.06 | 119.92 | 1,318.98 | | 3813 | 19.6 | 34.6 | | | | | | |
| | | | | | | Cost Centre | | | 2798 | | | | ULT DSL | 175.89 | 71.92 | 115.00 | 11.50 | 126.50 | 13177 | 815 | 8.8 |
| | ULT DSL | 175.15 | 66.54 | 105.95 | 10.60 | | | | | | | 116.55 | 13960 | 783 | 8.5 | 14.9 | | | | | |
| | ULT DSL | 177.20 | 68.13 | 109.75 | 10.98 | | | | | | | 120.73 | 14776 | 816 | 8.3 | 14.8 | | | | | |
| | DIESEL | 206.59 | 330.70 | 33.08 | 363.78 | | | | | | | | | | | | | | | | |
| TOTAL | THIS PERIOD | 206.59 | 330.70 | 33.08 | 363.78 | | | | | | | | 2414 | 8.6 | 15.1 | | | | | | |
| | YEAR TO DATE | 1,280.49 | 2,038.67 | 203.87 | 2,242.54 | | | | | | | | 11853 | 10.8 | 18.9 | | | | | | |
| | DIESEL | 206.59 | 330.70 | 33.08 | 363.78 | | | | | | | | | | | | | | | | |
| TOTAL | THIS PERIOD | 206.59 | 330.70 | 33.08 | 363.78 | | | | | | | | 2414 | 8.6 | 15.1 | | | | | | |
| | YEAR TO DATE | 1,280.49 | 2,038.67 | 203.87 | 2,242.54 | | | | | | | | 11853 | 10.8 | 18.9 | | | | | | |
| Cost Centre | | | | | | | | | | | | | ULT DSL | 175.89 | 67.00 | 107.14 | 10.71 | 117.85 | 6964 | 749 | 8.9 |
| | | | | | | | ULT DSL | 173.87 | 65.00 | 102.74 | 10.27 | 113.01 | 7737 | 773 | 8.4 | 14.6 | | | | | |

BP Australia Pty Ltd
A.B.N. 53 004 085 616
GPO Box 1621
MELBOURNE VIC 3001

BP Plus Fleet Control Report

Account Enquiries: BP Accounts Receivable Telephone: 1800 225 527



CITY OF COCKBURN
Accounts Payable (Invoice Only) PO
067775
PO Box 1215
BIBRA LAKE DC PRIVATE BOXES WA
6965

CITY OF COCKBURN

Account Number: **0050188034**
Period Starting: **01/09/2025**

Customer Number: **0115405338**
Period Ending: **30/09/2025**

Page: 18 of 36
Date: 30/09/2025

| Card Number Vehicle/Driver | Date | Time | Purchase Location | Site No. | Receipt Number | Customer Reference | Product/Service | | | | | Odo meter (km) | KM Span | Litres/ 100km | Cents /km | |
|---|--|--|--|----------------------|------------------------------|--------------------------------------|-----------------|--------------|----------|--------------------------|-------------|----------------------|------------|------------------|--------------|--------------------------|
| | | | | | | | Description | CPL Price | Litres | Total Exc GST (\$) | GST (\$) | | | | | Total Inc GST (\$) |
| Cost Centre | | | 2809 | | | | DIESEL | | 132.00 | 209.88 | 20.98 | 230.86 | | | | |
| | | | | | | | TOTAL | | 132.00 | 209.88 | 20.98 | 230.86 | | 1522 | 8.7 | 15.2 |
| | | | | | | | YEAR TO DATE | | 655.50 | 1,037.67 | 103.75 | 1,141.42 | | 6926 | 9.5 | 16.5 |
| | | | | | | | DIESEL | | 132.00 | 209.88 | 20.98 | 230.86 | | | | |
| 7050 15405338 03567 1GYU017 2836 TOYOTA CAMRY SEDAN | 01/09/25 16/09/25 | 14:28:52 12:14:58 | BIBRA LAKE BIBRA LAKE | WA WA | 7451 7451 | 023669 082838 | TOTAL | | 132.00 | 209.88 | 20.98 | 230.86 | | 1522 | 8.7 | 15.2 |
| | | | | | | | THIS PERIOD | | 655.50 | 1,037.67 | 103.75 | 1,141.42 | | 6926 | 9.5 | 16.5 |
| | | | | | | | YEAR TO DATE | | 655.50 | 1,037.67 | 103.75 | 1,141.42 | | 6926 | 9.5 | 16.5 |
| | | | | | | | DIESEL | | 132.00 | 209.88 | 20.98 | 230.86 | | | | |
| Cost Centre | | | 2836 | | | | BP ULT UNM | 178.71 | 35.32 | 57.38 | 5.74 | 63.12 | 10330 | | | |
| | | | | | | | BP ULT UNM | 177.63 | 43.37 | 70.04 | 7.00 | 77.04 | 101206 | | | |
| | | | | | | | M/S | | 78.69 | 127.42 | 12.74 | 140.16 | | | | |
| | | | | | | | TOTAL | | 78.69 | 127.42 | 12.74 | 140.16 | | 10871 | 6.1 | 10.8 |
| 7050 15405338 04060 1HNM845 2857 WHITE ISUZU D-MAX UTE | 08/09/25 21/09/25 | 10:12:22 10:13:10 | BIBRA LAKE BIBRA LAKE | WA WA | 7451 7451 | 082141 000658 | TOTAL | | 78.69 | 127.42 | 12.74 | 140.16 | | 10871 | 6.1 | 10.8 |
| | | | | | | | THIS PERIOD | | 661.37 | 1,069.42 | 106.95 | 1,176.37 | | 10871 | 6.1 | 10.8 |
| | | | | | | | YEAR TO DATE | | 661.37 | 1,069.42 | 106.95 | 1,176.37 | | 10871 | 6.1 | 10.8 |
| | | | | | | | M/S | | 78.69 | 127.42 | 12.74 | 140.16 | | | | |
| Cost Centre | | | 2857 | | | | ULSD G10 | 174.15 | 57.37 | 90.83 | 9.08 | 99.91 | 41126 | | | |
| | | | | | | | ULSD G10 | 176.20 | 39.85 | 63.84 | 6.38 | 70.22 | 41499 | 373 | 10.7 | 18.8 |
| | | | | | | | DIESEL | | 97.22 | 154.67 | 15.46 | 170.13 | | | | |
| | | | | | | | TOTAL | | 97.22 | 154.67 | 15.46 | 170.13 | | 373 | 26.1 | 45.6 |
| 7050 15405338 04128 1HPR483 2867 WHITE ISUZU DMAX UTILITY | 01/09/25 09/09/25 18/09/25 24/09/25 | 09:16:23 13:04:31 11:31:46 11:24:04 | BIBRA LAKE SUCESS COCKBURN CENTRAL BIBRA LAKE | WA WA WA WA | 7451 5992 7395 7451 | 023629 027787 079158 000862 | TOTAL | | 97.22 | 154.67 | 15.46 | 170.13 | | 7069 | 17.0 | 29.9 |
| | | | | | | | THIS PERIOD | | 1,202.92 | 1,919.61 | 191.96 | 2,111.57 | | 7069 | 17.0 | 29.9 |
| | | | | | | | YEAR TO DATE | | 1,202.92 | 1,919.61 | 191.96 | 2,111.57 | | 7069 | 17.0 | 29.9 |
| | | | | | | | DIESEL | | 97.22 | 154.67 | 15.46 | 170.13 | | 373 | 26.1 | 45.6 |
| 7050 15405338 04128 1HPR483 2867 WHITE ISUZU DMAX UTILITY | 01/09/25 09/09/25 18/09/25 24/09/25 | 09:16:23 13:04:31 11:31:46 11:24:04 | BIBRA LAKE SUCESS COCKBURN CENTRAL BIBRA LAKE | WA WA WA WA | 7451 5992 7395 7451 | 023629 027787 079158 000862 | ULSD G10 | 174.89 | 49.22 | 78.25 | 7.83 | 86.08 | 45821 | | | |
| | | | | | | | ULT DSL | 173.15 | 47.48 | 74.74 | 7.47 | 82.21 | 2 | | | |
| | | | | | | | ULT DSL | 177.20 | 50.56 | 81.45 | 8.14 | 89.59 | 1751 | 1749 | 2.9 | 5.1 |
| | | | | | | | ULSD G10 | 174.87 | 69.77 | 110.91 | 11.09 | 122.00 | 42051 | | | |

BP Australia Pty Ltd
A.B.N. 53 004 085 616
GPO Box 1621
MELBOURNE VIC 3001

BP Plus Fleet Control Report

Account Enquiries: BP Accounts Receivable Telephone: 1800 225 527



CITY OF COCKBURN
Accounts Payable (Invoice Only) PO
067775
PO Box 1215
BIBRA LAKE DC PRIVATE BOXES WA
6965

CITY OF COCKBURN

Account Number: **0050188034**
Period Starting: **01/09/2025**

Customer Number: **0115405338**
Period Ending: **30/09/2025**

Page: 19 of 36
Date: 30/09/2025

| Card Number Vehicle/Driver | Date | Time | Purchase Location | Site No. | Receipt Number | Customer Reference | Product/Service | | | | | Odo meter (km) | KM Span | Litres/ 100km | Cents /km |
|--|--|--|---|--|--|--|---------------------|--------------|---------------|--------------------------|--------------|--------------------------|------------|------------------|--------------|
| | | | | | | | Description | CPL Price | Litres | Total Exc GST (\$) | GST (\$) | Total Inc GST (\$) | | | |
| Cost Centre | | | 2867 | | | | DIESEL | | 217.03 | 345.35 | 34.53 | 379.88 | | | |
| | | | | | | | TOTAL | | 217.03 | 345.35 | 34.53 | 379.88 | | 1749 | 12.4 |
| | | | | | | | YEAR TO DATE | | 1,303.99 | 2,077.61 | 207.75 | 2,285.36 | | 11610 | 11.2 |
| | | | | | | | DIESEL | | 217.03 | 345.35 | 34.53 | 379.88 | | | |
| | | | | | | | TOTAL | | 217.03 | 345.35 | 34.53 | 379.88 | | 1749 | 12.4 |
| | | | | | | | YEAR TO DATE | | 1,303.99 | 2,077.61 | 207.75 | 2,285.36 | | 11610 | 11.2 |
| 7050 15405338 04011 1HJU694 2877 WHITE ISUZU D-MAX UTILITY | 03/09/25 19/09/25 | 09:29:30 10:16:47 | BIBRA LAKE BIBRA LAKE | WA WA | 7451 7451 | 023849 000437 | ULT DSL | 175.89 | 64.24 | 102.72 | 10.27 | 112.99 | 67324 | 562 | 11.4 |
| | | | | | | | ULT DSL | 177.20 | 53.21 | 85.72 | 8.57 | 94.29 | 67790 | 466 | 11.4 |
| | | | | | | | DIESEL | | 117.45 | 188.44 | 18.84 | 207.28 | | | |
| | | | | | | | TOTAL | | 117.45 | 188.44 | 18.84 | 207.28 | | 1028 | 11.4 |
| Cost Centre | | | 2877 | | | | YEAR TO DATE | | 1,341.49 | 2,163.03 | 216.30 | 2,379.33 | | 9193 | 14.6 |
| | | | | | | | DIESEL | | 117.45 | 188.44 | 18.84 | 207.28 | | | |
| | | | | | | | TOTAL | | 117.45 | 188.44 | 18.84 | 207.28 | | 1028 | 11.4 |
| | | | | | | | YEAR TO DATE | | 1,341.49 | 2,163.03 | 216.30 | 2,379.33 | | 9193 | 14.6 |
| 7050 15405338 02486 1GEH032 2883 WHITE ISUZU FIRE TRUCK | 04/09/25 05/09/25 06/09/25 12/09/25 19/09/25 22/09/25 24/09/25 25/09/25 26/09/25 26/09/25 | 15:21:56 12:23:49 15:48:43 19:11:38 13:18:50 09:15:19 19:08:57 17:43:36 00:51:50 00:55:28 | COCKBURN CENTRAL COCKBURN CENTRAL COCKBURN CENTRAL COCKBURN CENTRAL COCKBURN CENTRAL SUCCESS PIARA WATERS COCKBURN CENTRAL SUCCESS SUCCESS | WA WA WA WA WA WA WA WA WA WA | 7395 7395 7395 7395 7395 5992 1110 7395 5992 5992 | 078915 078923 078947 079057 011451 049531 034468 079290 049727 049728 | ULSD G10 | 174.89 | 33.50 | 53.26 | 5.33 | 58.59 | 30164 | 39 | 85.9 |
| | | | | | | | ULSD G10 | 174.89 | 25.24 | 40.13 | 4.01 | 44.14 | 30217 | 53 | 47.6 |
| | | | | | | | ULSD G10 | 174.89 | 23.76 | 37.77 | 3.78 | 41.55 | 30271 | 54 | 44.0 |
| | | | | | | | ULSD G10 | 174.15 | 18.75 | 29.68 | 2.97 | 32.65 | 30303 | 32 | 58.6 |
| | | | | | | | ULSD G10 | 176.20 | 20.26 | 32.45 | 3.25 | 35.70 | 30335 | 32 | 63.3 |
| | | | | | | | ULT DSL | 173.87 | 32.85 | 51.92 | 5.19 | 57.11 | 777 | | |
| | | | | | | | ULT DSL | 175.87 | 22.20 | 35.49 | 3.55 | 39.04 | 30248 | | |
| | | | | | | | ULSD G10 | 174.87 | 41.86 | 66.55 | 6.65 | 73.20 | 30509 | 261 | 16.0 |
| | | | | | | | ULT DSL | 173.87 | 15.02 | 23.74 | 2.37 | 26.11 | 3050 | | |
| | | | | | | | ULP UNM | 163.01 | 5.03 | 7.45 | 0.75 | 8.20 | | | |
| | | | | | | | ULT DSL | 173.87 | 23.09 | 36.50 | 3.65 | 40.15 | 3050 | | |
| | | | | | | | DIESEL | | 256.53 | 407.49 | 40.75 | 448.24 | | | |
| | | | | | | | M/S | | 5.03 | 7.45 | 0.75 | 8.20 | | | |
| | | | | | | | TOTAL | | 261.56 | 414.94 | 41.50 | 456.44 | | 471 | 55.5 |
| | | | | | | | YEAR TO DATE | | 2,169.64 | 3,479.88 | 347.98 | 3,827.86 | | 3611 | 60.1 |

BP Australia Pty Ltd
A.B.N. 53 004 085 616
GPO Box 1621
MELBOURNE VIC 3001

BP Plus Fleet Control Report

Account Enquiries: BP Accounts Receivable Telephone: 1800 225 527



CITY OF COCKBURN
Accounts Payable (Invoice Only) PO
067775
PO Box 1215
BIBRA LAKE DC PRIVATE BOXES WA
6965

CITY OF COCKBURN

Account Number: **0050188034**
Period Starting: **01/09/2025**

Customer Number: **0115405338**
Period Ending: **30/09/2025**

Page: 20 of 36
Date: 30/09/2025

| Card Number Vehicle/Driver | Date | Time | Purchase Location | Site No. | Receipt Number | Customer Reference | Product/Service | | | | | Odo meter (km) | KM Span | Litres/ 100km | Cents /km |
|-------------------------------|------|------|-------------------|-------------|-------------------|-----------------------|---------------------|--------------|---------------|--------------------------|--------------|--------------------------|------------|------------------|--------------|
| | | | | | | | Description | CPL Price | Litres | Total Exc GST (\$) | GST (\$) | Total Inc GST (\$) | | | |
| Cost Centre | | | 2883 | | | | DIESEL | | 256.53 | 407.49 | 40.75 | 448.24 | | | |
| | | | | | | | M/S | | 5.03 | 7.45 | 0.75 | 8.20 | | | |
| | | | | | | | TOTAL | | 261.56 | 414.94 | 41.50 | 456.44 | | | |
| | | | | | | | THIS PERIOD | | 2,169.64 | 3,479.88 | 347.98 | 3,827.86 | | | |
| | | | | | | | ULT DSL | 175.15 | 66.91 | 106.54 | 10.65 | 117.19 | 777 | | |
| | | | | | | | ULT DSL | 176.20 | 63.87 | 102.31 | 10.23 | 112.54 | | | |
| | | | | | | | DIESEL | | 130.78 | 208.85 | 20.88 | 229.73 | | | |
| | | | | | | | TOTAL | | 130.78 | 208.85 | 20.88 | 229.73 | | | |
| Cost Centre | | | 2896 | | | | YEAR TO DATE | | 1,488.06 | 2,371.87 | 237.18 | 2,609.05 | 4060 | 36.7 | 64.3 |
| | | | | | | | DIESEL | | 130.78 | 208.85 | 20.88 | 229.73 | | | |
| | | | | | | | TOTAL | | 130.78 | 208.85 | 20.88 | 229.73 | | | |
| | | | | | | | THIS PERIOD | | 1,488.06 | 2,371.87 | 237.18 | 2,609.05 | | | |
| | | | | | | | ULT DSL | 173.89 | 34.91 | 55.19 | 5.52 | 60.71 | 42662 | 144 | 24.2 |
| | | | | | | | ULT DSL | 175.20 | 64.48 | 102.70 | 10.27 | 112.97 | | | |
| | | | | | | | ULT DSL | 173.87 | 54.19 | 85.65 | 8.57 | 94.22 | | | |
| | | | | | | | DIESEL | | 153.58 | 243.54 | 24.36 | 267.90 | | | |
| Cost Centre | | | 2913 | | | | TOTAL | | 153.58 | 243.54 | 24.36 | 267.90 | 1251 | 12.3 | 21.4 |
| | | | | | | | THIS PERIOD | | 764.02 | 1,227.61 | 122.77 | 1,350.38 | | | |
| | | | | | | | YEAR TO DATE | | 764.02 | 1,227.61 | 122.77 | 1,350.38 | | | |
| | | | | | | | DIESEL | | 153.58 | 243.54 | 24.36 | 267.90 | | | |
| | | | | | | | ULT DSL | 175.89 | 35.44 | 56.67 | 5.67 | 62.34 | 138572 | 147 | 24.1 |
| | | | | | | | ULT DSL | 175.15 | 28.48 | 45.35 | 4.53 | 49.88 | | | |
| | | | | | | | ULT DSL | 177.20 | 37.30 | 60.09 | 6.01 | 66.10 | | | |
| | | | | | | | DIESEL | | 101.22 | 162.11 | 16.21 | 178.32 | | | |
| Cost Centre | | | 2913 | | | | TOTAL | | 101.22 | 162.11 | 16.21 | 178.32 | 435 | 23.3 | 41.0 |
| | | | | | | | THIS PERIOD | | 1,632.28 | 2,632.77 | 263.31 | 2,896.08 | | | |
| | | | | | | | YEAR TO DATE | | 1,632.28 | 2,632.77 | 263.31 | 2,896.08 | | | |
| | | | | | | | DIESEL | | 101.22 | 162.11 | 16.21 | 178.32 | | | |

BP Australia Pty Ltd
A.B.N. 53 004 085 616
GPO Box 1621
MELBOURNE VIC 3001

BP Plus Fleet Control Report

Account Enquiries: BP Accounts Receivable Telephone: 1800 225 527



CITY OF COCKBURN
Accounts Payable (Invoice Only) PO
067775
PO Box 1215
BIBRA LAKE DC PRIVATE BOXES WA
6965

CITY OF COCKBURN

Account Number: **0050188034**
Period Starting: **01/09/2025**

Customer Number: **0115405338**
Period Ending: **30/09/2025**

Page: 21 of 36
Date: 30/09/2025

| Card Number Vehicle/Driver | Date | Time | Purchase Location | Site No. | Receipt Number | Customer Reference | Product/Service | | | | | Odo meter (km) | KM Span | Litres/ 100km | Cents /km |
|--|----------------------|----------------------|--------------------------------------|-------------|-------------------|-----------------------|---------------------|--------------|---------------|--------------------------|--------------|--------------------------|------------|------------------|--------------|
| | | | | | | | Description | CPL Price | Litres | Total Exc GST (\$) | GST (\$) | Total Inc GST (\$) | | | |
| Cost Centre 7050 15405338 04516 11DY275 2966 WHITE MITSUBISHI TRITON UTE | 09/09/25 25/09/25 | 14:40:50 06:42:50 | 2943 BIBRA LAKE NAVAL BASE | WA WA | 7451 7770 | 082340 056881 | DIESEL | | 101.22 | 162.11 | 16.21 | 178.32 | | | |
| | | | | | | | TOTAL | | 101.22 | 162.11 | 16.21 | 178.32 | | 435 | 23.3 |
| | | | | | | | THIS PERIOD | | 101.22 | 162.11 | 16.21 | 178.32 | | 435 | 23.3 |
| | | | | | | | YEAR TO DATE | | 1,632.28 | 2,632.77 | 263.31 | 2,896.08 | | 7903 | 20.7 |
| | | | | | | | ULSD G10 | 174.15 | 51.52 | 81.56 | 8.16 | 89.72 | 27217 | 454 | 11.3 |
| | | | | | | | ULT DSL | 173.87 | 55.94 | 88.42 | 8.84 | 97.26 | 27722 | 505 | 11.1 |
| | | | | | | | DIESEL | | 107.46 | 169.98 | 17.00 | 186.98 | | | |
| | | | | | | | TOTAL | | 107.46 | 169.98 | 17.00 | 186.98 | | 959 | 11.2 |
| Cost Centre 7050 15405338 03674 1EVR786 2993 WHITE MITSUBISHI ROSA BUS | 23/09/25 | 10:30:55 | 2966 BIBRA LAKE | WA | 7451 | 000745 | THIS PERIOD | | 107.46 | 169.98 | 17.00 | 186.98 | | 959 | 11.2 |
| | | | | | | | YEAR TO DATE | | 1,258.87 | 1,996.35 | 199.63 | 2,195.98 | | 10463 | 12.0 |
| | | | | | | | ULT DSL | 175.87 | 59.40 | 94.96 | 9.50 | 104.46 | 152564 | | |
| | | | | | | | DIESEL | | 59.40 | 94.96 | 9.50 | 104.46 | | | |
| Cost Centre 7050 90000774 54972 11PR376 4256 WHITE FORD RANGER | 11/09/25 25/09/25 | 08:24:02 17:34:34 | 2983 NAVAL BASE NAVAL BASE | WA WA | 7770 7770 | 055693 056948 | TOTAL | | 59.40 | 94.96 | 9.50 | 104.46 | | 959 | 11.2 |
| | | | | | | | THIS PERIOD | | 59.40 | 94.96 | 9.50 | 104.46 | | 959 | 11.2 |
| | | | | | | | YEAR TO DATE | | 1,685.90 | 2,683.25 | 268.35 | 2,951.60 | | 7567 | 22.3 |
| | | | | | | | ULT DSL | 173.15 | 57.95 | 91.22 | 9.12 | 100.34 | 777 | | |
| | | | | | | | ULT DSL | 173.87 | 70.23 | 111.01 | 11.10 | 122.11 | 44320 | | |
| | | | | | | | DIESEL | | 128.18 | 202.23 | 20.22 | 222.45 | | | |
| | | | | | | | TOTAL | | 128.18 | 202.23 | 20.22 | 222.45 | | 2878 | 18.6 |
| | | | | | | | THIS PERIOD | | 128.18 | 202.23 | 20.22 | 222.45 | | 2878 | 18.6 |
| | | | | | | | YEAR TO DATE | | 535.01 | 844.02 | 84.40 | 928.42 | | | 32.3 |
| | | | | | | | | | | | | | | | |
| | | | | | | | | | | | | | | | |
| | | | | | | | | | | | | | | | |

BP Australia Pty Ltd
A.B.N. 53 004 085 616
GPO Box 1621
MELBOURNE VIC 3001

BP Plus Fleet Control Report

Account Enquiries: BP Accounts Receivable Telephone: 1800 225 527



CITY OF COCKBURN
Accounts Payable (Invoice Only) PO
067775
PO Box 1215
BIBRA LAKE DC PRIVATE BOXES WA
6965

CITY OF COCKBURN

Account Number: **0050188034**
Period Starting: **01/09/2025**

Customer Number: **0115405338**
Period Ending: **30/09/2025**

Page: 22 of 36
Date: 30/09/2025

| Card Number Vehicle/Driver | Date | Time | Purchase Location | Site No. | Receipt Number | Customer Reference | Product/Service | | | | | Odo meter (km) | KM Span | Litres/ 100km | Cents /km |
|--|----------------------|----------------------|-------------------------------------|--------------|-------------------|-----------------------|---------------------|--------------|---------------|--------------------------|--------------|--------------------------|------------|------------------|--------------|
| | | | | | | | Description | CPL Price | Litres | Total Exc GST (\$) | GST (\$) | Total Inc GST (\$) | | | |
| Cost Centre 7050 90000769 45491 11ML913 4265 WHITE FORD RANGER | 23/09/25 | 08:58:51 | SPEARWOOD WA | 6443 | 006275 | | DIESEL | | 128.18 | 202.23 | 20.22 | 222.45 | | | |
| | | | | | | TOTAL | THIS PERIOD | | 128.18 | 202.23 | 20.22 | 222.45 | | | |
| | | | | | | | YEAR TO DATE | | 535.01 | 844.02 | 84.40 | 928.42 | | 2878 | 32.3 |
| | | | | | | | ULT DSL | 173.87 | 69.99 | 110.63 | 11.06 | 121.69 | 8018 | 756 | 9.3 |
| Cost Centre 7050 90000764 46003 11JK529 4295 WHITE FORD RANGER | 07/09/25 | 10:25:10 | BIBRA LAKE WA | 7451 | 082058 | | DIESEL | | 69.99 | 110.63 | 11.06 | 121.69 | | | |
| | | | | | | TOTAL | THIS PERIOD | | 69.99 | 110.63 | 11.06 | 121.69 | | 756 | 9.3 |
| | | | | | | | YEAR TO DATE | | 634.90 | 1,003.04 | 100.30 | 1,103.34 | | 6399 | 17.2 |
| | | | | | | | ULT DSL | 175.89 | 65.69 | 105.04 | 10.50 | 115.54 | 13306 | 632 | 10.4 |
| Cost Centre 7050 15405338 04607 11GP085 5044 WHITE FORD RANGER | 11/09/25 24/09/25 | 06:21:50 10:10:22 | ROCKINGHAM SPEARWOOD WA WA | 6172 6443 | 001616 006324 | | DIESEL | | 65.69 | 105.04 | 10.50 | 115.54 | | | |
| | | | | | | TOTAL | THIS PERIOD | | 65.69 | 105.04 | 10.50 | 115.54 | | 632 | 10.4 |
| | | | | | | | YEAR TO DATE | | 853.42 | 1,378.53 | 137.85 | 1,516.38 | | 8541 | 17.8 |
| | | | | | | | ULT DSL | 173.15 | 60.76 | 95.65 | 9.56 | 105.21 | 17050 | 748 | 8.1 |
| | | | | | | | ULT DSL | 173.87 | 35.93 | 56.79 | 5.68 | 62.47 | 17451 | 401 | 9.0 |
| | | | | | | | DIESEL | | 96.69 | 152.44 | 15.24 | 167.68 | | | |
| | | | | | | TOTAL | THIS PERIOD | | 96.69 | 152.44 | 15.24 | 167.68 | | 1149 | 8.4 |
| | | | | | | | YEAR TO DATE | | 907.25 | 1,455.76 | 145.58 | 1,601.34 | | 8398 | 19.1 |

BP Australia Pty Ltd
A.B.N. 53 004 085 616
GPO Box 1621
MELBOURNE VIC 3001

BP Plus Fleet Control Report

Account Enquiries: BP Accounts Receivable Telephone: 1800 225 527



CITY OF COCKBURN
Accounts Payable (Invoice Only) PO
067775
PO Box 1215
BIBRA LAKE DC PRIVATE BOXES WA
6965

CITY OF COCKBURN

Account Number: **0050188034**
Period Starting: **01/09/2025**

Customer Number: **0115405338**
Period Ending: **30/09/2025**

Page: 23 of 36
Date: 30/09/2025

| Card Number Vehicle/Driver | Date | Time | Purchase Location | Site No. | Receipt Number | Customer Reference | Product/Service | | | | | Odo meter (km) | KM Span | Litres/ 100km | Cents /km |
|--|----------------------------------|----------------------------------|--|----------------|----------------------|----------------------------|---------------------|--------------|---------------|--------------------------|--------------|--------------------------|------------|------------------|--------------|
| | | | | | | | Description | CPL Price | Litres | Total Exc GST (\$) | GST (\$) | Total Inc GST (\$) | | | |
| Cost Centre 7050 15405338 03880 1HGD065 5404 WHITE VW TIGUAN WAGON | 04/09/25 | 10:53:24 | BIBRA LAKE | WA | 7451 | 024021 | DIESEL | | 96.69 | 152.44 | 15.24 | 167.68 | | | |
| | | | | | | | TOTAL | | 96.69 | 152.44 | 15.24 | 167.68 | | 1149 | 8.4 |
| | | | | | | | THIS PERIOD | | 96.69 | 152.44 | 15.24 | 167.68 | | 8.4 | 14.6 |
| | | | | | | | YEAR TO DATE | | 907.25 | 1,455.76 | 145.58 | 1,601.34 | 8398 | 10.8 | 19.1 |
| | | | | | | | BP ULT UNM | 178.71 | 44.14 | 71.71 | 7.17 | 78.88 | 29072 | 484 | 9.1 |
| | | | | | | | M/S | | 44.14 | 71.71 | 7.17 | 78.88 | | | |
| | | | | | | | TOTAL | | 44.14 | 71.71 | 7.17 | 78.88 | | 484 | 9.1 |
| | | | | | | | YEAR TO DATE | | 294.27 | 475.25 | 47.53 | 522.78 | 3054 | 9.6 | 17.1 |
| Cost Centre 7050 15405338 04318 1HXK969 5424 WHITE VOLKSWAGEN T-ROC | 11/09/25 24/09/25 | 19:37:30 09:50:30 | SPEARWOOD SPEARWOOD | WA WA | 6443 6443 | 005929 006322 | M/S | | 44.14 | 71.71 | 7.17 | 78.88 | | | |
| | | | | | | | TOTAL | | 44.14 | 71.71 | 7.17 | 78.88 | | 484 | 9.1 |
| | | | | | | | THIS PERIOD | | 44.14 | 71.71 | 7.17 | 78.88 | | 9.1 | 16.3 |
| | | | | | | | YEAR TO DATE | | 294.27 | 475.25 | 47.53 | 522.78 | 3054 | 9.6 | 17.1 |
| | | | | | | | ULP 95 UNM | 171.15 | 40.01 | 62.25 | 6.23 | 68.48 | 24280 | 612 | 6.5 |
| | | | | | | | ULP 95 UNM | 171.07 | 45.00 | 69.98 | 7.00 | 76.98 | 24742 | 462 | 9.7 |
| | | | | | | | M/S | | 85.01 | 132.23 | 13.23 | 145.46 | | | |
| | | | | | | | TOTAL | | 85.01 | 132.23 | 13.23 | 145.46 | | 1074 | 7.9 |
| Cost Centre 7050 15405338 03716 1HBW349 5463 WHITE FORD RANGER UTILITY | 03/09/25 12/09/25 26/09/25 | 16:34:43 07:55:40 07:42:09 | BIBRA LAKE BIBRA LAKE BIBRA LAKE | WA WA WA | 7451 7451 7451 | 023936 082665 083199 | THIS PERIOD | | 85.01 | 132.23 | 13.23 | 145.46 | | 1074 | 7.9 |
| | | | | | | | YEAR TO DATE | | 662.10 | 1,039.66 | 103.98 | 1,143.64 | 6621 | 10.0 | 17.3 |
| | | | | | | | M/S | | 85.01 | 132.23 | 13.23 | 145.46 | | | |
| | | | | | | | TOTAL | | 85.01 | 132.23 | 13.23 | 145.46 | | 1074 | 7.9 |
| | | | | | | | ULT DSL | 175.89 | 31.40 | 50.21 | 5.02 | 55.23 | 54566 | 325 | 9.7 |
| | | | | | | | ULT DSL | 175.15 | 42.59 | 67.82 | 6.78 | 74.60 | 55039 | 473 | 9.0 |
| | | | | | | | ULT DSL | 175.87 | 46.30 | 74.03 | 7.40 | 81.43 | 55546 | 507 | 9.1 |
| | | | | | | | DIESEL | | 120.29 | 192.06 | 19.20 | 211.26 | | | |
| | | | | | | | THIS PERIOD | | 120.29 | 192.06 | 19.20 | 211.26 | | 1305 | 9.2 |
| | | | | | | | YEAR TO DATE | | 922.90 | 1,481.07 | 148.09 | 1,629.16 | 9019 | 10.2 | 18.1 |
| | | | | | | | | | | | | | | | |

BP Australia Pty Ltd
A.B.N. 53 004 085 616
GPO Box 1621
MELBOURNE VIC 3001

BP Plus Fleet Control Report

Account Enquiries: BP Accounts Receivable Telephone: 1800 225 527



CITY OF COCKBURN
Accounts Payable (Invoice Only) PO
067775
PO Box 1215
BIBRA LAKE DC PRIVATE BOXES WA
6965

CITY OF COCKBURN

Account Number: **0050188034**
Period Starting: **01/09/2025**

Customer Number: **0115405338**
Period Ending: **30/09/2025**

Page: 24 of 36
Date: 30/09/2025

| Card Number Vehicle/Driver | Date | Time | Purchase Location | Site No. | Receipt Number | Customer Reference | Product/Service | | | | | Odo meter (km) | KM Span | Litres/ 100km | Cents /km |
|--|--|--|--|----------------------|------------------------------|--------------------------------------|---------------------|--------------|---------------|--------------------------|--------------|--------------------------|------------|------------------|--------------|
| | | | | | | | Description | CPL Price | Litres | Total Exc GST (\$) | GST (\$) | Total Inc GST (\$) | | | |
| Cost Centre 7050 90000768 57183 1IKQ367 5474 WHITE HYUNDAI I30 | 07/09/25 12/09/25 22/09/25 | 08:27:02 13:36:06 13:27:06 | BIBRA LAKE BIBRA LAKE BIBRA LAKE | WA WA WA | 7451 7451 7451 | 082056 000019 000651 | DIESEL | | 120.29 | 192.06 | 19.20 | 211.26 | | | |
| | | | | | | | TOTAL | | 120.29 | 192.06 | 19.20 | 211.26 | | 1305 | 9.2 |
| | | | | | | | YEAR TO DATE | | 922.90 | 1,481.07 | 148.09 | 1,629.16 | | 9019 | 18.1 |
| | | | | | | | ULP UNM | 163.70 P | 18.31 | 27.25 | 2.72 | 29.97 | 19336 | 505 | 3.6 |
| | | | | | | | ULP UNM | 165.17 | 37.25 | 55.93 | 5.59 | 61.52 | 19885 | 549 | 6.8 |
| | | | | | | | ULP UNM | 159.70 P | 31.36 | 45.53 | 4.55 | 50.08 | 20521 | 636 | 4.9 |
| | | | | | | | M/S | | 86.92 | 128.71 | 12.86 | 141.57 | | | |
| | | | | | | | TOTAL | | 86.92 | 128.71 | 12.86 | 141.57 | | 1690 | 5.1 |
| | | | | | | | YEAR TO DATE | | 1,119.07 | 1,681.70 | 168.16 | 1,849.86 | | 16093 | 11.5 |
| | | | | | | | M/S | | 86.92 | 128.71 | 12.86 | 141.57 | | | |
| Cost Centre 7050 15405338 04185 1HSD237 5494 WHITE MITSUBISHI TRITON UTE | 03/09/25 14/09/25 23/09/25 | 10:34:40 14:06:54 07:47:08 | SPEARWOOD CARLISLE APPLECROSS | WA WA WA | 6443 6218 6200 | 005661 025996 057325 | TOTAL | | 86.92 | 128.71 | 12.86 | 141.57 | | 1690 | 5.1 |
| | | | | | | | YEAR TO DATE | | 1,119.07 | 1,681.70 | 168.16 | 1,849.86 | | 16093 | 11.5 |
| | | | | | | | ULT DSL | 173.89 | 59.52 | 94.09 | 9.41 | 103.50 | 69893 | 682 | 8.7 |
| | | | | | | | ULT DSL | 173.15 | 63.64 | 100.17 | 10.02 | 110.19 | 70515 | 622 | 10.2 |
| | | | | | | | ULT DSL | 173.87 | 63.51 | 100.38 | 10.04 | 110.42 | 71158 | 643 | 9.9 |
| | | | | | | | DIESEL | | 186.67 | 294.64 | 29.47 | 324.11 | | | |
| | | | | | | | TOTAL | | 186.67 | 294.64 | 29.47 | 324.11 | | 1947 | 9.6 |
| | | | | | | | YEAR TO DATE | | 1,642.52 | 2,623.65 | 262.39 | 2,886.04 | | 14819 | 19.5 |
| | | | | | | | DIESEL | | 186.67 | 294.64 | 29.47 | 324.11 | | | |
| | | | | | | | TOTAL | | 186.67 | 294.64 | 29.47 | 324.11 | | 1947 | 9.6 |
| Cost Centre 7050 15405338 04268 1HUL717 5504 WHITE FORD RANGER UTE | 03/09/25 11/09/25 18/09/25 27/09/25 | 11:56:58 10:56:23 09:37:30 11:17:25 | BIBRA LAKE BIBRA LAKE BIBRA LAKE CLARKSON | WA WA WA WA | 7451 7451 7451 9969 | 023883 082573 082922 023311 | TOTAL | | 186.67 | 294.64 | 29.47 | 324.11 | | 1947 | 9.6 |
| | | | | | | | YEAR TO DATE | | 1,642.52 | 2,623.65 | 262.39 | 2,886.04 | | 14819 | 19.5 |
| | | | | | | | ULT DSL | 175.89 | 50.51 | 80.76 | 8.08 | 88.84 | 59790 | 594 | 8.5 |
| | | | | | | | ULT DSL | 175.15 | 65.12 | 103.69 | 10.37 | 114.06 | 60603 | 813 | 8.0 |
| | | | | | | | ULT DSL | 177.20 | 62.51 | 100.70 | 10.07 | 110.77 | 61375 | 772 | 8.1 |
| | | | | | | | ULT DSL | 173.87 | 77.84 | 123.04 | 12.30 | 135.34 | 62371 | 996 | 7.8 |
| | | | | | | | DIESEL | | 255.98 | 408.19 | 40.82 | 449.01 | | | |
| | | | | | | | TOTAL | | 255.98 | 408.19 | 40.82 | 449.01 | | 3175 | 8.1 |
| | | | | | | | YEAR TO DATE | | 2,252.00 | 3,598.39 | 359.83 | 3,958.22 | | 22584 | 17.5 |
| | | | | | | | | | | | | | | | |

BP Australia Pty Ltd
A.B.N. 53 004 085 616
GPO Box 1621
MELBOURNE VIC 3001

BP Plus Fleet Control Report

Account Enquiries: BP Accounts Receivable Telephone: 1800 225 527



CITY OF COCKBURN
Accounts Payable (Invoice Only) PO
067775
PO Box 1215
BIBRA LAKE DC PRIVATE BOXES WA
6965

CITY OF COCKBURN

Account Number: **0050188034**
Period Starting: **01/09/2025**

Customer Number: **0115405338**
Period Ending: **30/09/2025**

Page: 25 of 36
Date: 30/09/2025

| Card Number Vehicle/Driver | Date | Time | Purchase Location | | Site No. | Receipt Number | Customer Reference | Product/Service | | | | | Odo meter (km) | KM Span | Litres/ 100km | Cents /km | | |
|--|--|--|--|----------------------|------------------------------|--------------------------------------|-----------------------|---|--------------------------------------|----------------------------------|----------------------------------|------------------------------|----------------------------------|--------------------------|------------------|--------------|--------------------------|--|
| | | | | | | | | Description | CPL Price | Litres | Total Exc GST (\$) | GST (\$) | | | | | Total Inc GST (\$) | |
| Cost Centre 7050 15405338 04466 1HHE012 5523 WHITE FORD RANGER UTILITY | 04/09/25 | 13:39:11 | 5504 COCKBURN CENTRAL | WA | 7395 | 010552 | | DIESEL | 255.98 | 408.19 | 40.82 | 449.01 | | | | | | |
| | | | | | | | TOTAL | THIS PERIOD YEAR TO DATE | 255.98 2,252.00 | 408.19 3,598.39 | 40.82 359.83 | 449.01 3,958.22 | | 3175 22584 | 8.1 10.0 | 14.1 17.5 | | |
| | | | | | | | | ULT DSL | 175.89 | 73.12 | 116.92 | 11.69 | 128.61 | 43630 | | | | |
| | | | | | | | DIESEL | 73.12 | 116.92 | 11.69 | 128.61 | | | | | | | |
| Cost Centre 7050 15405338 03542 1GY2082 5542 WHITE SUBARU FORESTER WAGON | 03/09/25 10/09/25 17/09/25 24/09/25 | 10:23:00 10:22:52 11:05:25 10:25:25 | 5523 SPEARWOOD SPEARWOOD SPEARWOOD SPEARWOOD | WA WA WA WA | 6443 6443 6443 6443 | 005660 005872 006106 006326 | | DIESEL | 73.12 | 116.92 | 11.69 | 128.61 | | 3105 | 18.0 | 31.9 | | |
| | | | | | | | TOTAL | THIS PERIOD YEAR TO DATE | 73.12 560.36 | 116.92 900.79 | 11.69 90.07 | 128.61 990.86 | | 3105 | 18.0 | 31.9 | | |
| | | | | | | | | ULP UNM ULP UNM ULP UNM ULP UNM M/S | 164.61 163.17 163.56 163.01 | 35.91 25.78 27.41 20.57 | 53.74 38.24 40.75 30.48 | 5.37 3.82 4.08 3.05 | 59.11 42.06 44.83 33.53 | 777 777 777 777 | | | | |
| | | | | | | | TOTAL | THIS PERIOD YEAR TO DATE | 109.67 883.04 | 163.21 1,289.49 | 16.32 128.94 | 179.53 1,418.43 | | | | | | |
| Cost Centre 7050 15405338 03773 1HDY134 5552 WHITE ISUZU MUX WAGON | 15/09/25 | 15:42:32 | 5542 BIBRA LAKE | WA | 7451 | 082796 | | M/S | 109.67 | 163.21 | 16.32 | 179.53 | | | | | | |
| | | | | | | | TOTAL | THIS PERIOD YEAR TO DATE | 109.67 883.04 | 163.21 1,289.49 | 16.32 128.94 | 179.53 1,418.43 | | | | | | |
| | | | | | | | | ULT DSL | 177.20 | 30.37 | 48.93 | 4.89 | 53.82 | 32503 | | | | |
| | | | | | | | DIESEL | 30.37 | 48.93 | 4.89 | 53.82 | | | | | | | |
| | | | | | | | | TOTAL | THIS PERIOD YEAR TO DATE | 30.37 405.85 | 48.93 658.36 | 4.89 65.81 | 53.82 724.17 | | 785 | 51.7 | 92.3 | |
| | | | | | | | | | | | | | | | | | | |
| | | | | | | | | | | | | | | | | | | |
| | | | | | | | | | | | | | | | | | | |

BP Australia Pty Ltd
A.B.N. 53 004 085 616
GPO Box 1621
MELBOURNE VIC 3001

BP Plus Fleet Control Report

Account Enquiries: BP Accounts Receivable Telephone: 1800 225 527



CITY OF COCKBURN
Accounts Payable (Invoice Only) PO
067775
PO Box 1215
BIBRA LAKE DC PRIVATE BOXES WA
6965

CITY OF COCKBURN

Account Number: **0050188034**
Period Starting: **01/09/2025**

Customer Number: **0115405338**
Period Ending: **30/09/2025**

Page: 26 of 36
Date: 30/09/2025

| Card Number Vehicle/Driver | Date | Time | Purchase Location | Site No. | Receipt Number | Customer Reference | Product/Service | | | | | Odo meter (km) | KM Span | Litres/ 100km | Cents /km |
|---|----------|----------|-------------------|-------------|-------------------|-----------------------|-----------------|--------------|----------|--------------------------|-------------|--------------------------|------------|------------------|--------------|
| | | | | | | | Description | CPL Price | Litres | Total Exc GST (\$) | GST (\$) | Total Inc GST (\$) | | | |
| Cost Centre 7050 90000765 40227 1UJ2777 5702 WHITE ISUZU D-MAX | 04/09/25 | 05:04:01 | BIBRA LAKE | WA | 7451 | 023949 | DIESEL | | 30.37 | 48.93 | 4.89 | 53.82 | | | |
| | | | | | | | TOTAL | | 30.37 | 48.93 | 4.89 | 53.82 | | | |
| | | | | | | | THIS PERIOD | | 30.37 | 48.93 | 4.89 | 53.82 | | | |
| | | | | | | | YEAR TO DATE | | 405.85 | 658.36 | 65.81 | 724.17 | | 785 | 92.3 |
| | | | | | | | ULT DSL | 175.89 | 26.80 | 42.85 | 4.29 | 47.14 | 38918 | 347 | 13.6 |
| | | | | | | | ULT DSL | 173.89 | 33.25 | 52.56 | 5.26 | 57.82 | 39114 | 196 | 29.5 |
| | | | | | | | ULT DSL | 175.89 | 19.79 | 31.65 | 3.16 | 34.81 | 39311 | 197 | 17.7 |
| | | | | | | | ULT DSL | 175.15 | 23.02 | 36.65 | 3.67 | 40.32 | 39514 | 203 | 19.9 |
| | | | | | | | ULT DSL | 173.15 | 20.20 | 31.80 | 3.18 | 34.98 | 39702 | 188 | 18.6 |
| | | | | | | | ULT DSL | 177.20 | 12.63 | 20.35 | 2.03 | 22.38 | 3980 | | |
| | | | | | | | ULT DSL | 177.20 | 33.14 | 53.38 | 5.34 | 58.72 | 40102 | | |
| | | | | | | | ULT DSL | 177.20 | 26.32 | 42.40 | 4.24 | 46.64 | 40438 | 336 | 13.9 |
| | | | | | | | ULT DSL | 175.20 | 15.97 | 25.44 | 2.54 | 27.98 | 40473 | 35 | 79.9 |
| | | | | | | | ULT DSL | 175.87 | 51.51 | 82.35 | 8.24 | 90.59 | 40932 | 459 | 19.7 |
| | | | | | | | DIESEL | | 262.63 | 419.43 | 41.95 | 461.38 | | | |
| Cost Centre 7050 15405338 04573 11FA331 5712 FORD RANGER WHITE | 03/09/25 | 05:11:26 | BIBRA LAKE | WA | 7451 | 023805 | TOTAL | | 262.63 | 419.43 | 41.95 | 461.38 | | 1961 | 23.5 |
| | | | | | | | THIS PERIOD | | 262.63 | 419.43 | 41.95 | 461.38 | | 1961 | 23.5 |
| | | | | | | | YEAR TO DATE | | 3,496.96 | 5,712.74 | 571.34 | 6,284.08 | | 25938 | 24.2 |
| | | | | | | | DIESEL | | 262.63 | 419.43 | 41.95 | 461.38 | | | |
| | | | | | | | TOTAL | | 262.63 | 419.43 | 41.95 | 461.38 | | 1961 | 23.5 |
| | | | | | | | THIS PERIOD | | 262.63 | 419.43 | 41.95 | 461.38 | | 1961 | 23.5 |
| | | | | | | | YEAR TO DATE | | 3,496.96 | 5,712.74 | 571.34 | 6,284.08 | | 25938 | 24.2 |
| | | | | | | | ULT DSL | 175.89 | 30.30 | 48.45 | 4.85 | 53.30 | 32216 | 329 | 16.2 |
| | | | | | | | ULT DSL | 173.89 | 20.71 | 32.74 | 3.27 | 36.01 | 32365 | 149 | 24.2 |
| | | | | | | | ULT DSL | 173.89 | 21.16 | 33.45 | 3.35 | 36.80 | 52558 | | |
| | | | | | | | ULT DSL | 173.89 | 20.72 | 32.75 | 3.28 | 36.03 | 32733 | | |
| | | | | | | | ULT DSL | 173.89 | 25.31 | 40.01 | 4.00 | 44.01 | 32952 | 219 | 20.1 |
| | | | | | | | ULT DSL | 175.89 | 22.19 | 35.48 | 3.55 | 39.03 | 33164 | 212 | 18.4 |
| | | | | | | | ULT DSL | 173.15 | 18.88 | 29.72 | 2.97 | 32.69 | 33342 | 178 | 18.4 |
| | | | | | | | ULT DSL | 173.15 | 18.85 | 29.67 | 2.97 | 32.64 | 33515 | 173 | 18.9 |
| | | | | | | | ULT DSL | 175.15 | 53.61 | 85.36 | 8.54 | 93.90 | 34024 | 509 | 18.4 |
| | | | | | | | ULT DSL | 177.20 | 50.79 | 81.82 | 8.18 | 90.00 | 34500 | 476 | 18.9 |
| | | | | | | | ULT DSL | 177.20 | 18.75 | 30.21 | 3.02 | 33.23 | 34677 | 177 | 18.8 |
| | | | | | | | ULT DSL | 177.20 | 19.34 | 31.15 | 3.12 | 34.27 | 34854 | 177 | 19.4 |
| | | | | | | | ULT DSL | 177.20 | 19.06 | 30.70 | 3.07 | 33.77 | 3536 | | |
| | | | | | | | ULT DSL | 177.20 | 15.94 | 25.68 | 2.57 | 28.25 | 35126 | | |
| | | | | | | | ULT DSL | 175.87 | 18.55 | 29.65 | 2.97 | 32.62 | 35326 | 200 | 16.3 |
| | | | | | | | ULT DSL | 175.87 | 8.31 | 13.28 | 1.33 | 14.61 | 35395 | 69 | 21.2 |
| | | | | | | | ULT DSL | 175.87 | 19.28 | 30.83 | 3.08 | 33.91 | 35579 | 184 | 18.4 |
| | | | | | | | ULT DSL | 173.87 | 20.80 | 32.87 | 3.29 | 36.16 | 35749 | 170 | 21.3 |

BP Australia Pty Ltd
A.B.N. 53 004 085 616
GPO Box 1621
MELBOURNE VIC 3001

BP Plus Fleet Control Report

Account Enquiries: BP Accounts Receivable Telephone: 1800 225 527



CITY OF COCKBURN
Accounts Payable (Invoice Only) PO
067775
PO Box 1215
BIBRA LAKE DC PRIVATE BOXES WA
6965

CITY OF COCKBURN

Account Number: **0050188034**
Period Starting: **01/09/2025**

Customer Number: **0115405338**
Period Ending: **30/09/2025**

Page: 27 of 36
Date: 30/09/2025

| Card Number Vehicle/Driver | Date | Time | Purchase Location | Site No. | Receipt Number | Customer Reference | Product/Service | | | | | Odo meter (km) | KM Span | Litres/ 100km | Cents /km |
|---|------|------|-------------------|-------------|-------------------|-----------------------|-----------------|--------------|----------|--------------------------|-------------|--------------------------|------------|------------------|--------------|
| | | | | | | | Description | CPL Price | Litres | Total Exc GST (\$) | GST (\$) | Total Inc GST (\$) | | | |
| Cost Centre 7050 15405338 04565 11FA295 5722 FORD RANGER WHITE | | | 5712 | | | | DIESEL | | 422.55 | 673.82 | 67.41 | 741.23 | | | |
| | | | | | | | TOTAL | THIS PERIOD | 422.55 | 673.82 | 67.41 | 741.23 | | 3222 | 13.1 |
| | | | | | | | | YEAR TO DATE | 3,676.87 | 5,807.09 | 580.72 | 6,387.81 | | 32879 | 11.2 |
| | | | | | | | DIESEL | | 422.55 | 673.82 | 67.41 | 741.23 | | | |
| | | | | | | | TOTAL | THIS PERIOD | 422.55 | 673.82 | 67.41 | 741.23 | | 3222 | 13.1 |
| | | | | | | | | YEAR TO DATE | 3,676.87 | 5,807.09 | 580.72 | 6,387.81 | | 32879 | 11.2 |
| | | | | | | | ULT DSL | 170.37 | 43.85 | 67.92 | 6.79 | 74.71 | 55359 | 360 | 12.2 |
| | | | | | | | ULT DSL | 175.89 | 31.95 | 51.09 | 5.11 | 56.20 | 55701 | 342 | 9.3 |
| | | | | | | | ULT DSL | 175.89 | 21.40 | 34.22 | 3.42 | 37.64 | 55898 | 197 | 10.9 |
| | | | | | | | ULT DSL | 175.89 | 29.70 | 47.49 | 4.75 | 52.24 | 556371 | | |
| Cost Centre 7050 15405338 04474 11BU371 5732 FORD RANGER WHITE | | | 5722 | | | | ULT DSL | 175.89 | 19.19 | 30.68 | 3.07 | 33.75 | 56385 | | |
| | | | | | | | ULT DSL | 175.89 | 21.36 | 34.15 | 3.42 | 37.57 | 56559 | 174 | 12.3 |
| | | | | | | | ULT DSL | 175.15 | 15.01 | 23.90 | 2.39 | 26.29 | 56689 | 130 | 11.5 |
| | | | | | | | ULT DSL | 175.15 | 19.33 | 30.78 | 3.08 | 33.86 | 56888 | 199 | 9.7 |
| | | | | | | | ULT DSL | 173.15 | 44.68 | 70.33 | 7.03 | 77.36 | 57357 | 469 | 9.5 |
| | | | | | | | ULT DSL | 175.15 | 32.10 | 51.11 | 5.11 | 56.22 | 57695 | 338 | 9.5 |
| | | | | | | | ULT DSL | 175.20 | 45.97 | 73.22 | 7.32 | 80.54 | 58153 | 458 | 10.0 |
| | | | | | | | ULT DSL | 177.20 | 34.18 | 55.06 | 5.51 | 60.57 | 58516 | 363 | 9.4 |
| | | | | | | | ULT DSL | 177.20 | 16.28 | 26.23 | 2.62 | 28.85 | 58690 | 174 | 9.4 |
| | | | | | | | ULT DSL | 177.20 | 21.73 | 35.01 | 3.50 | 38.51 | 58893 | 203 | 10.7 |
| Cost Centre 7050 15405338 04474 11BU371 5732 FORD RANGER WHITE | | | 5722 | | | | ULT DSL | 175.87 | 37.04 | 59.22 | 5.92 | 65.14 | 59277 | 384 | 9.8 |
| | | | | | | | ULT DSL | 175.87 | 15.46 | 24.72 | 2.47 | 27.19 | 59434 | 157 | 9.8 |
| | | | | | | | ULT DSL | 173.87 | 30.02 | 47.45 | 4.74 | 52.19 | 59719 | 295 | 10.5 |
| | | | | | | | ULT DSL | 175.87 | 32.17 | 51.44 | 5.14 | 56.58 | 60038 | 319 | 10.1 |
| | | | | | | | ULT DSL | 174.20 | 34.15 | 54.08 | 5.41 | 59.49 | 60382 | 344 | 9.9 |
| | | | | | | | DIESEL | | 545.57 | 868.10 | 86.80 | 954.90 | | | |
| | | | | | | | TOTAL | THIS PERIOD | 545.57 | 868.10 | 86.80 | 954.90 | | 4896 | 11.1 |
| | | | | | | | | YEAR TO DATE | 4,002.56 | 6,383.64 | 638.33 | 7,021.97 | | 40051 | 10.0 |
| | | | | | | | DIESEL | | 545.57 | 868.10 | 86.80 | 954.90 | | | |
| | | | | | | | TOTAL | THIS PERIOD | 545.57 | 868.10 | 86.80 | 954.90 | | 4896 | 11.1 |
| | | | | | | | | YEAR TO DATE | 4,002.56 | 6,383.64 | 638.33 | 7,021.97 | | 40051 | 10.0 |
| | | | | | | | ULT DSL | 170.37 | 67.03 | 103.82 | 10.38 | 114.20 | 97231 | 752 | 8.9 |
| | | | | | | | ULT DSL | 175.89 | 30.23 | 48.34 | 4.83 | 53.17 | 9507 | | |
| | | | | | | | ULT DSL | 173.89 | 25.57 | 40.42 | 4.04 | 44.46 | 97729 | | |
| | | | | | | | ULT DSL | 175.15 | 58.05 | 92.44 | 9.24 | 101.68 | 98298 | 569 | 10.2 |
| | | | | | | | ULT DSL | 177.20 | 44.52 | 71.72 | 7.17 | 78.89 | 98755 | 457 | 9.7 |

BP Australia Pty Ltd
A.B.N. 53 004 085 616
GPO Box 1621
MELBOURNE VIC 3001

BP Plus Fleet Control Report

Account Enquiries: BP Accounts Receivable Telephone: 1800 225 527



CITY OF COCKBURN
Accounts Payable (Invoice Only) PO
067775
PO Box 1215
BIBRA LAKE DC PRIVATE BOXES WA
6965

CITY OF COCKBURN

Account Number: **0050188034**
Period Starting: **01/09/2025**

Customer Number: **0115405338**
Period Ending: **30/09/2025**

Page: 28 of 36
Date: 30/09/2025

| Card Number Vehicle/Driver | Date | Time | Purchase Location | Site No. | Receipt Number | Customer Reference | Product/Service | | | | | Odo meter (km) | KM Span | Litres/ 100km | Cents /km | | |
|--|--|----------|-------------------|------------|----------------|--------------------|-----------------|-----------|----------|--------------------|----------|----------------|---------|---------------|-----------|--------------------|------|
| | | | | | | | Description | CPL Price | Litres | Total Exc GST (\$) | GST (\$) | | | | | Total Inc GST (\$) | |
| Cost Centre | 19/09/25 | 05:36:05 | BIBRA LAKE | WA | 7451 | 082951 | ULT DSL | 177.20 | 21.82 | 35.15 | 3.52 | 38.67 | 98988 | 233 | 9.4 | 16.6 | |
| | 23/09/25 | 13:08:48 | BIBRA LAKE | WA | 7451 | 000772 | ULT DSL | 175.87 | 61.28 | 97.97 | 9.80 | 107.77 | 99565 | 577 | 10.6 | 18.7 | |
| | | | | | | | DIESEL | | 308.50 | 489.86 | 48.98 | 538.84 | | | | | |
| | | | | | | | TOTAL | | 308.50 | 489.86 | 48.98 | 538.84 | | 2588 | 11.9 | 20.8 | |
| | | | | | | | YEAR TO DATE | | 4,135.54 | 6,652.30 | 665.27 | 7,317.57 | | 33875 | 12.2 | 21.6 | |
| | | | | | | | DIESEL | | 308.50 | 489.86 | 48.98 | 538.84 | | | | | |
| | | | | | | | TOTAL | | 308.50 | 489.86 | 48.98 | 538.84 | | 2588 | 11.9 | 20.8 | |
| | | | | | | | YEAR TO DATE | | 4,135.54 | 6,652.30 | 665.27 | 7,317.57 | | 33875 | 12.2 | 21.6 | |
| | | | | | | | DIESEL | | 308.50 | 489.86 | 48.98 | 538.84 | | | | | |
| | | | | | | | TOTAL | | 308.50 | 489.86 | 48.98 | 538.84 | | 2588 | 11.9 | 20.8 | |
| 7050 90000773 68008 11NJ945 5743 WHITE FORD RANGER | 03/09/25 | 05:37:31 | BIBRA LAKE | WA | 7451 | 023809 | ULSD G10 | 174.89 | 27.06 | 43.03 | 4.30 | 47.33 | 23817 | 308 | 8.8 | 15.4 | |
| | 08/09/25 | 07:24:25 | BIBRA LAKE | WA | 7451 | 082110 | ULSD G10 | 174.15 | 44.45 | 70.37 | 7.04 | 77.41 | 24200 | 383 | 11.6 | 20.2 | |
| | 14/09/25 | 05:13:08 | SPEARWOOD | WA | 6443 | 005986 | ULT DSL | 173.15 | 34.66 | 54.55 | 5.46 | 60.01 | 24553 | 353 | 9.8 | 17.0 | |
| | 15/09/25 | 23:20:45 | SUCCESS | WA | 5992 | 049257 | ULT DSL | 175.20 | 14.10 | 22.45 | 2.25 | 24.70 | 24712 | 159 | 8.9 | 15.5 | |
| | 18/09/25 | 04:53:05 | SPEARWOOD | WA | 6443 | 006125 | ULT DSL | 175.20 | 33.81 | 53.85 | 5.39 | 59.24 | 25041 | 329 | 10.3 | 18.0 | |
| | 22/09/25 | 03:59:48 | SPEARWOOD | WA | 6443 | 006242 | ULT DSL | 173.87 | 52.38 | 82.79 | 8.28 | 91.07 | 25587 | 546 | 9.6 | 16.7 | |
| | 24/09/25 | 04:15:22 | SPEARWOOD | WA | 6443 | 006313 | ULT DSL | 173.87 | 32.75 | 51.76 | 5.18 | 56.94 | 25645 | 58 | 56.5 | 98.2 | |
| | 28/09/25 | 12:33:12 | BIBRA LAKE | WA | 7451 | 001093 | ULT DSL | 175.87 | 28.96 | 46.30 | 4.63 | 50.93 | 28183 | 2538 | 1.1 | 2.0 | |
| | 29/09/25 | 23:21:29 | SUCCESS | WA | 5992 | 049906 | ULT DSL | 174.20 | 28.54 | 45.20 | 4.52 | 49.72 | 26516 | | | | |
| | | | | | | | DIESEL | | 296.71 | 470.30 | 47.05 | 517.35 | | | | | |
| Cost Centre | | | | | | | TOTAL | | 296.71 | 470.30 | 47.05 | 517.35 | | 4674 | 6.3 | 11.1 | |
| | | | | | | | YEAR TO DATE | | 2,183.64 | 3,424.11 | 342.41 | 3,766.52 | | 23816 | 9.2 | 15.8 | |
| | | | | | | | DIESEL | | 296.71 | 470.30 | 47.05 | 517.35 | | | | | |
| | | | | | | | TOTAL | | 296.71 | 470.30 | 47.05 | 517.35 | | 4674 | 6.3 | 11.1 | |
| | | | | | | | YEAR TO DATE | | 2,183.64 | 3,424.11 | 342.41 | 3,766.52 | | 23816 | 9.2 | 15.8 | |
| | 7050 90000773 97569 11NJ944 5753 WHITE FORD RANGER | 31/08/25 | 23:12:37 | SPEARWOOD | WA | 6443 | 005587 | ULT DSL | 170.37 | 49.93 | 77.33 | 7.73 | 85.06 | 15691 | 514 | 9.7 | 16.5 |
| | | 03/09/25 | 17:37:02 | BIBRA LAKE | WA | 7451 | 023941 | ULT DSL | 175.89 | 44.06 | 70.45 | 7.05 | 77.50 | 16144 | 453 | 9.7 | 17.1 |
| | | 04/09/25 | 05:29:18 | BIBRA LAKE | WA | 7451 | 023952 | ULT DSL | 175.89 | 16.58 | 26.51 | 2.65 | 29.16 | 16132 | | | |
| | | 05/09/25 | 21:06:20 | SPEARWOOD | WA | 6443 | 005734 | ULT DSL | 173.89 | 22.19 | 35.08 | 3.51 | 38.59 | 16559 | 427 | 5.2 | 9.0 |
| | | 08/09/25 | 23:14:22 | SPEARWOOD | WA | 6443 | 005810 | ULT DSL | 173.15 | 40.82 | 64.25 | 6.43 | 70.68 | 16984 | 425 | 9.6 | 16.6 |
| 12/09/25 | | 22:52:16 | SUCCESS | WA | 5992 | 049156 | ULT DSL | 173.15 | 47.08 | 74.11 | 7.41 | 81.52 | 17429 | 445 | 10.6 | 18.3 | |
| 13/09/25 | | 23:33:37 | SPEARWOOD | WA | 6443 | 005983 | ULT DSL | 173.15 | 15.92 | 25.06 | 2.51 | 27.57 | 17619 | 190 | 8.4 | 14.5 | |
| 16/09/25 | | 23:02:14 | SUCCESS | WA | 5992 | 049309 | ULT DSL | 175.20 | 44.29 | 70.55 | 7.05 | 77.60 | 18070 | 451 | 9.8 | 17.2 | |
| 18/09/25 | | 23:35:57 | SPEARWOOD | WA | 6443 | 006158 | ULT DSL | 175.20 | 31.27 | 49.81 | 4.98 | 54.79 | 18043 | | | | |
| 21/09/25 | | 17:42:01 | BIBRA LAKE | WA | 7451 | 000592 | ULT DSL | 177.20 | 27.04 | 43.55 | 4.36 | 47.91 | 18652 | 609 | 4.4 | 7.9 | |
| | 24/09/25 | 23:28:52 | SPEARWOOD | WA | 6443 | 006348 | ULT DSL | 173.87 | 29.59 | 46.77 | 4.68 | 51.45 | 18940 | 288 | 10.3 | 17.9 | |
| | 28/09/25 | 05:38:36 | SUCCESS | WA | 5992 | 049835 | ULT DSL | 173.87 | 34.80 | 55.01 | 5.50 | 60.51 | 199838 | | | | |

BP Australia Pty Ltd
A.B.N. 53 004 085 616
GPO Box 1621
MELBOURNE VIC 3001

BP Plus Fleet Control Report

Account Enquiries: BP Accounts Receivable Telephone: 1800 225 527



CITY OF COCKBURN
Accounts Payable (Invoice Only) PO
067775
PO Box 1215
BIBRA LAKE DC PRIVATE BOXES WA
6965

CITY OF COCKBURN

Account Number: **0050188034**
Period Starting: **01/09/2025**

Customer Number: **0115405338**
Period Ending: **30/09/2025**

Page: 29 of 36
Date: 30/09/2025

| Card Number Vehicle/Driver | Date | Time | Purchase Location | Site No. | Receipt Number | Customer Reference | Product/Service | | | | | Odo meter (km) | KM Span | Litres/ 100km | Cents /km | | |
|-------------------------------|---------------------|----------|-------------------|-------------|-------------------|-----------------------|-----------------|--------------|----------|--------------------------|-------------|----------------------|------------|------------------|--------------|--------------------------|------|
| | | | | | | | Description | CPL Price | Litres | Total Exc GST (\$) | GST (\$) | | | | | Total Inc GST (\$) | |
| Cost Centre | 29/09/25 | 05:26:53 | COCKBURN CENTRAL | WA | 7395 | 079343 | ULT DSL | 176.20 | 22.10 | 35.40 | 3.54 | 38.94 | 19553 | 216 | 7.2 | 12.5 | |
| | 29/09/25 | 23:14:29 | SUCCESS | WA | 5992 | 049905 | ULT DSL | 174.20 | 15.47 | 24.50 | 2.45 | 26.95 | 19769 | | | | |
| | | | | | | DIESEL | | 441.14 | 698.38 | 69.85 | 768.23 | | | | | | |
| | | | | | | | TOTAL | | 441.14 | 698.38 | 69.85 | 768.23 | | 4018 | 11.0 | 19.1 | |
| | | | | | | | YEAR TO DATE | | 1,883.89 | 2,966.12 | 296.67 | 3,262.79 | | 19065 | 9.9 | 17.1 | |
| | | | | | | | | DIESEL | | 441.14 | 698.38 | 69.85 | 768.23 | | | | |
| | | | | | | | TOTAL | | 441.14 | 698.38 | 69.85 | 768.23 | | 4018 | 11.0 | 19.1 | |
| | | | | | | | YEAR TO DATE | | 1,883.89 | 2,966.12 | 296.67 | 3,262.79 | | 19065 | 9.9 | 17.1 | |
| | 7050 15405338 04581 | 31/08/25 | 05:34:05 | SUCCESS | WA | 5992 | 048669 | ULT DSL | 170.37 | 75.87 | 117.51 | 11.75 | 129.26 | 92826 | 803 | 9.4 | 16.1 |
| | 1ICB466 5762 | 02/09/25 | 23:45:56 | SPEARWOOD | WA | 6443 | 005650 | ULT DSL | 173.89 | 34.22 | 54.10 | 5.41 | 59.51 | 93045 | 219 | 15.6 | 27.2 |
| WHITE FORD RANGER | 05/09/25 | 05:45:07 | BIBRA LAKE | WA | 7451 | 024102 | ULT DSL | 175.89 | 44.20 | 70.67 | 7.07 | 77.74 | 97301 | | | | |
| | 08/09/25 | 05:40:32 | SUCCESS | WA | 5992 | 027718 | ULT DSL | 173.15 | 51.70 | 81.38 | 8.14 | 89.52 | 14256 | | | | |
| | 09/09/25 | 05:40:04 | SPEARWOOD | WA | 6443 | 005813 | ULT DSL | 173.15 | 19.10 | 30.06 | 3.01 | 33.07 | 94607 | | | | |
| | 10/09/25 | 05:37:43 | BIBRA LAKE | WA | 7451 | 082381 | ULT DSL | 175.15 | 18.02 | 28.69 | 2.87 | 31.56 | 94782 | 175 | 10.3 | 18.0 | |
| | 11/09/25 | 17:42:21 | BIBRA LAKE | WA | 7451 | 082637 | ULT DSL | 175.15 | 37.14 | 59.14 | 5.91 | 65.05 | 95142 | 360 | 10.3 | 18.1 | |
| | 17/09/25 | 23:28:52 | SUCCESS | WA | 5992 | 049351 | ULT DSL | 175.20 | 45.56 | 72.56 | 7.26 | 79.82 | 95355 | 213 | 21.4 | 37.5 | |
| | 18/09/25 | 23:36:49 | SPEARWOOD | WA | 6443 | 006159 | ULT DSL | 175.20 | 16.77 | 26.71 | 2.67 | 29.38 | 85485 | | | | |
| | 22/09/25 | 23:30:50 | SUCCESS | WA | 5992 | 049569 | ULT DSL | 173.87 | 69.32 | 109.56 | 10.96 | 120.52 | 96613 | | | | |
| | 23/09/25 | 23:37:52 | SPEARWOOD | WA | 6443 | 006308 | ULT DSL | 173.87 | 20.10 | 31.77 | 3.18 | 34.95 | 98677 | 2064 | 1.0 | 1.7 | |
| | 28/09/25 | 02:34:30 | SPEARWOOD | WA | 6443 | 006448 | ULT DSL | 173.87 | 56.20 | 88.83 | 8.88 | 97.71 | 97486 | | | | |
| Cost Centre | | | | | | | DIESEL | | 488.20 | 770.98 | 77.11 | 848.09 | | | | | |
| | | | | | | | TOTAL | | 488.20 | 770.98 | 77.11 | 848.09 | | 3834 | 12.7 | 22.1 | |
| | | | | | | | YEAR TO DATE | | 3,521.00 | 5,689.42 | 568.94 | 6,258.36 | | 29268 | 12.0 | 21.4 | |
| | | | | | | | | DIESEL | | 488.20 | 770.98 | 77.11 | 848.09 | | | | |
| Cost Centre | | | | | | | TOTAL | | 488.20 | 770.98 | 77.11 | 848.09 | | 3834 | 12.7 | 22.1 | |
| | | | | | | | YEAR TO DATE | | 3,521.00 | 5,689.42 | 568.94 | 6,258.36 | | 29268 | 12.0 | 21.4 | |
| 7050 15405338 01256 | 14/09/25 | 15:58:09 | SUCCESS | WA | 5992 | 027957 | ULT DSL | 173.15 | 40.20 | 63.28 | 6.33 | 69.61 | 5 | | | | |
| 1DNH007 6191 | | | | | | | | | | | | | | | | | |
| WHITE ISUZU DUAL CAB TRUCK | | | | | | | | | | | | | | | | | |

BP Australia Pty Ltd
A.B.N. 53 004 085 616
GPO Box 1621
MELBOURNE VIC 3001

BP Plus Fleet Control Report

Account Enquiries: BP Accounts Receivable Telephone: 1800 225 527



CITY OF COCKBURN
Accounts Payable (Invoice Only) PO
067775
PO Box 1215
BIBRA LAKE DC PRIVATE BOXES WA
6965

CITY OF COCKBURN

Account Number: **0050188034**
Period Starting: **01/09/2025**

Customer Number: **0115405338**
Period Ending: **30/09/2025**

Page: 30 of 36
Date: 30/09/2025

| Card Number Vehicle/Driver | Date | Time | Purchase Location | Site No. | Receipt Number | Customer Reference | Product/Service | | | | | Odo meter (km) | KM Span | Litres/ 100km | Cents /km |
|---|----------|----------|-------------------|-------------|-------------------|-----------------------|---------------------|--------------|--------------|--------------------------|--------------|--------------------------|------------|------------------|--------------|
| | | | | | | | Description | CPL Price | Litres | Total Exc GST (\$) | GST (\$) | Total Inc GST (\$) | | | |
| Cost Centre 7050 90000774 08739 11PR567 6612 WHITE MITSUBISHI TRITON | 17/09/25 | 15:44:22 | BIBRA LAKE | WA | 7451 | 000302 | DIESEL | | 40.20 | 63.28 | 6.33 | 69.61 | | | |
| | | | | | | | TOTAL | | 40.20 | 63.28 | 6.33 | 69.61 | | | |
| | | | | | | | THIS PERIOD | | 40.20 | 63.28 | 6.33 | 69.61 | | | |
| | | | | | | | YEAR TO DATE | | 204.24 | 321.81 | 32.19 | 354.00 | 829 | 24.6 | 42.7 |
| | | | | | | | DIESEL | | 40.20 | 63.28 | 6.33 | 69.61 | | | |
| | | | | | | | TOTAL | | 40.20 | 63.28 | 6.33 | 69.61 | | | |
| Cost Centre 7050 90000768 73651 11MB584 6681 WHITE FORD RANGER | 09/09/25 | 09:13:05 | BIBRA LAKE | WA | 7451 | 082270 | ULSD G10 | 176.20 | 66.34 | 106.26 | 10.63 | 116.89 | 9235 | 795 | 8.3 |
| | | | | | | | DIESEL | | 66.34 | 106.26 | 10.63 | 116.89 | | | |
| | | | | | | | TOTAL | | 66.34 | 106.26 | 10.63 | 116.89 | | 795 | 8.3 |
| | | | | | | | THIS PERIOD | | 66.34 | 106.26 | 10.63 | 116.89 | | 795 | 8.3 |
| | | | | | | | YEAR TO DATE | | 560.06 | 871.20 | 87.11 | 958.31 | 6792 | 8.2 | 14.1 |
| | | | | | | | DIESEL | | 66.34 | 106.26 | 10.63 | 116.89 | | | |
| Cost Centre 7050 90000768 77884 1GGP946 6911 SILVER HYUNDAI I30 HATCH | 09/09/25 | 15:35:32 | SUCESS | WA | 5992 | 048990 | ULT DSL | 175.15 | 66.41 | 105.75 | 10.57 | 116.32 | 8984 | 705 | 9.4 |
| | | | | | | | DIESEL | | 66.41 | 105.75 | 10.57 | 116.32 | | | |
| | | | | | | | TOTAL | | 66.41 | 105.75 | 10.57 | 116.32 | | 705 | 9.4 |
| | | | | | | | THIS PERIOD | | 66.41 | 105.75 | 10.57 | 116.32 | | 705 | 9.4 |
| | | | | | | | YEAR TO DATE | | 802.29 | 1,293.31 | 129.33 | 1,422.64 | 7678 | 10.4 | 18.5 |
| | | | | | | | DIESEL | | 66.41 | 105.75 | 10.57 | 116.32 | | | |
| | | | | | | | TOTAL | | 66.41 | 105.75 | 10.57 | 116.32 | | 705 | 9.4 |
| | | | | | | | THIS PERIOD | | 66.41 | 105.75 | 10.57 | 116.32 | | 705 | 9.4 |
| | | | | | | | YEAR TO DATE | | 802.29 | 1,293.31 | 129.33 | 1,422.64 | 7678 | 10.4 | 18.5 |
| | | | | | | | ULP UNM | 156.70 P | 38.26 | 54.50 | 5.45 | 59.95 | 61921 | 435 | 8.8 |

BP Australia Pty Ltd
A.B.N. 53 004 085 616
GPO Box 1621
MELBOURNE VIC 3001

BP Plus Fleet Control Report

Account Enquiries: BP Accounts Receivable Telephone: 1800 225 527



CITY OF COCKBURN
Accounts Payable (Invoice Only) PO
067775
PO Box 1215
BIBRA LAKE DC PRIVATE BOXES WA
6965

CITY OF COCKBURN

Account Number: **0050188034**
Period Starting: **01/09/2025**

Customer Number: **0115405338**
Period Ending: **30/09/2025**

Page: 31 of 36
Date: 30/09/2025

| Card Number Vehicle/Driver | Date | Time | Purchase Location | Site No. | Receipt Number | Customer Reference | Product/Service | | | | | Odo meter (km) | KM Span | Litres/ 100km | Cents /km | |
|-------------------------------|----------------------|----------------------|--------------------------------|--------------|------------------|--------------------|-----------------|-----------|----------|--------------------|----------|----------------|---------|---------------|-----------|--------------------|
| | | | | | | | Description | CPL Price | Litres | Total Exc GST (\$) | GST (\$) | | | | | Total Inc GST (\$) |
| Cost Centre | 10/09/25 | 14:09:39 | BIBRA LAKE WA | 7451 | 082461 | | M/S | 38.26 | 54.50 | 5.45 | 59.95 | | | | | |
| | | | | | | TOTAL | THIS PERIOD | 38.26 | 54.50 | 5.45 | 59.95 | | 435 | 8.8 | 13.8 | |
| | | | | | | | YEAR TO DATE | 416.92 | 612.29 | 61.23 | 673.52 | | 3583 | 11.6 | 18.8 | |
| | | | | | | | M/S | 38.26 | 54.50 | 5.45 | 59.95 | | | | | |
| Cost Centre | 03/09/25 23/09/25 | 12:27:09 16:40:26 | BIBRA LAKE WA BIBRA LAKE WA | 7451 7451 | 023891 000803 | | ULT DSL | 175.15 | 68.08 | 108.40 | 10.84 | 119.24 | 181000 | | | |
| | | | | | | | DIESEL | 68.08 | 108.40 | 10.84 | 119.24 | | | | | |
| | | | | | | TOTAL | THIS PERIOD | 68.08 | 108.40 | 10.84 | 119.24 | | 3797 | 16.4 | 29.2 | |
| | | | | | | | YEAR TO DATE | 623.17 | 1,008.44 | 100.85 | 1,109.29 | | | | | |
| Cost Centre | 02/09/25 | 14:47:14 | BIBRA LAKE WA | 7451 | 023766 | | ULT DSL | 175.89 | 73.82 | 118.04 | 11.80 | 129.84 | 214837 | | | |
| | | | | | | | ULT DSL | 175.87 | 74.97 | 119.86 | 11.99 | 131.85 | 22215 | | | |
| | | | | | | | DIESEL | 148.79 | 237.90 | 23.79 | 261.69 | | | | | |
| | | | | | | TOTAL | THIS PERIOD | 148.79 | 237.90 | 23.79 | 261.69 | | 6868 | 11.8 | 21.0 | |
| Cost Centre | 02/09/25 | 14:47:14 | BIBRA LAKE WA | 7451 | 023766 | | DIESEL | 148.79 | 237.90 | 23.79 | 261.69 | | | | | |
| | | | | | | | YEAR TO DATE | 812.98 | 1,309.02 | 130.91 | 1,439.93 | | 6868 | 11.8 | 21.0 | |
| | | | | | | | DIESEL | 148.79 | 237.90 | 23.79 | 261.69 | | | | | |
| | | | | | | TOTAL | THIS PERIOD | 148.79 | 237.90 | 23.79 | 261.69 | | | | | |
| | | | | | | | YEAR TO DATE | 812.98 | 1,309.02 | 130.91 | 1,439.93 | | 6868 | 11.8 | 21.0 | |
| | | | | | | | ULSD G10 | 174.89 | 65.12 | 103.54 | 10.35 | 113.89 | 9612 | 625 | 10.4 | 18.2 |

BP Australia Pty Ltd
A.B.N. 53 004 085 616
GPO Box 1621
MELBOURNE VIC 3001

BP Plus Fleet Control Report

Account Enquiries: BP Accounts Receivable Telephone: 1800 225 527



CITY OF COCKBURN
Accounts Payable (Invoice Only) PO
067775
PO Box 1215
BIBRA LAKE DC PRIVATE BOXES WA
6965

CITY OF COCKBURN

Account Number: **0050188034**
Period Starting: **01/09/2025**

Customer Number: **0115405338**
Period Ending: **30/09/2025**

Page: 32 of 36
Date: 30/09/2025

| Card Number Vehicle/Driver | Date | Time | Purchase Location | Site No. | Receipt Number | Customer Reference | Product/Service | | | | | Odo meter (km) | KM Span | Litres/ 100km | Cents /km |
|-------------------------------|------|------|-------------------|-------------|-------------------|-----------------------|---------------------|--------------|---------------|--------------------------|--------------|--------------------------|------------|------------------|--------------|
| | | | | | | | Description | CPL Price | Litres | Total Exc GST (\$) | GST (\$) | Total Inc GST (\$) | | | |
| Cost Centre | | | 6951 | | | | DIESEL | | 65.12 | 103.54 | 10.35 | 113.89 | | | |
| | | | | | | | TOTAL | | 65.12 | 103.54 | 10.35 | 113.89 | | 625 | 10.4 |
| | | | | | | | YEAR TO DATE | | 596.55 | 950.30 | 95.03 | 1,045.33 | | 5603 | 10.6 |
| | | | | | | | DIESEL | | 65.12 | 103.54 | 10.35 | 113.89 | | | |
| | | | | | | | TOTAL | | 65.12 | 103.54 | 10.35 | 113.89 | | 625 | 10.4 |
| | | | | | | | YEAR TO DATE | | 596.55 | 950.30 | 95.03 | 1,045.33 | | 5603 | 10.6 |
| | | | | | | | ULT DSL | 175.15 | 69.04 | 109.93 | 10.99 | 120.92 | 22770 | 831 | 8.3 |
| | | | | | | | ULSD G10 | 174.87 | 72.30 | 114.94 | 11.49 | 126.43 | 23591 | 821 | 8.8 |
| Cost Centre | | | 6961 | | | | DIESEL | | 141.34 | 224.87 | 22.48 | 247.35 | | | |
| | | | | | | | TOTAL | | 141.34 | 224.87 | 22.48 | 247.35 | | 1662 | 8.6 |
| | | | | | | | YEAR TO DATE | | 1,309.81 | 2,088.99 | 208.87 | 2,297.86 | | 14896 | 8.8 |
| | | | | | | | DIESEL | | 141.34 | 224.87 | 22.48 | 247.35 | | | |
| | | | | | | | TOTAL | | 141.34 | 224.87 | 22.48 | 247.35 | | 1662 | 8.6 |
| | | | | | | | YEAR TO DATE | | 1,309.81 | 2,088.99 | 208.87 | 2,297.86 | | 14896 | 8.8 |
| | | | | | | | ULSD G10 | 174.89 | 25.37 | 40.34 | 4.03 | 44.37 | 1611 | 10 | 253.7 |
| | | | | | | | ULSD G10 | 174.89 | 59.76 | 95.02 | 9.50 | 104.52 | 1629 | 18 | 332.0 |
| | | | | | | | ULSD G10 | 174.15 | 51.77 | 81.96 | 8.20 | 90.16 | 1648 | 19 | 272.5 |
| | | | | | | | ULSD G10 | 174.15 | 32.48 | 51.42 | 5.14 | 56.56 | 1660 | 12 | 270.7 |
| | | | | | | | ULSD G10 | 174.15 | 14.71 | 23.29 | 2.33 | 25.62 | 1672 | 12 | 122.6 |
| | | | | | | | ULSD G10 | 176.20 | 38.63 | 61.88 | 6.19 | 68.07 | 1688 | 16 | 241.4 |
| | | | | | | | ULSD G10 | 176.20 | 43.62 | 69.87 | 6.99 | 76.86 | 1699 | 11 | 396.5 |
| | | | | | | | ULSD G10 | 174.87 | 10.61 | 16.86 | 1.69 | 18.55 | 1709 | 10 | 106.1 |
| | | | | | | | ULSD G10 | 174.87 | 37.66 | 59.86 | 5.99 | 65.85 | 1723 | 14 | 269.0 |
| | | | | | | | ULSD G10 | 174.87 | 30.65 | 48.73 | 4.87 | 53.60 | 1742 | 19 | 161.3 |
| | | | | | | | DIESEL | | 345.26 | 549.23 | 54.93 | 604.16 | | | |
| | | | | | | | TOTAL | | 345.26 | 549.23 | 54.93 | 604.16 | | 141 | 244.9 |
| | | | | | | | YEAR TO DATE | | 3,083.74 | 4,925.44 | 492.53 | 5,417.97 | | 1130 | 272.9 |
| | | | | | | | | | | | | | | | |
| | | | | | | | | | | | | | | | |
| | | | | | | | | | | | | | | | |
| | | | | | | | | | | | | | | | |

BP Australia Pty Ltd
A.B.N. 53 004 085 616
GPO Box 1621
MELBOURNE VIC 3001

BP Plus Fleet Control Report

Account Enquiries: BP Accounts Receivable Telephone: 1800 225 527



CITY OF COCKBURN
Accounts Payable (Invoice Only) PO
067775
PO Box 1215
BIBRA LAKE DC PRIVATE BOXES WA
6965

CITY OF COCKBURN

Account Number: **0050188034** Customer Number: **0115405338**
Period Starting: **01/09/2025** Period Ending: **30/09/2025**

Page: 33 of 36
Date: 30/09/2025

| Card Number Vehicle/Driver | Date | Time | Purchase Location | Site No. | Receipt Number | Customer Reference | Product/Service | | | | | Odo meter (km) | KM Span | Litres/ 100km | Cents /km | | | | | | |
|--|--|--|--|--|--|--|--|--|--|--|--|----------------------|-------------|------------------|----------------|--------------------------|-------|--|--|--|--|
| | | | | | | | Description | CPL Price | Litres | Total Exc GST (\$) | GST (\$) | | | | | Total Inc GST (\$) | | | | | |
| Cost Centre 7050 90000764 77594 1HHZ646 7454 MERC REAR LOADER - HOURS | 01/09/25 02/09/25 05/09/25 08/09/25 11/09/25 12/09/25 13/09/25 16/09/25 17/09/25 18/09/25 19/09/25 20/09/25 23/09/25 24/09/25 25/09/25 27/09/25 | 06:40:49 06:40:03 13:39:24 07:14:42 06:54:48 06:50:30 07:47:19 06:24:43 06:37:55 06:54:34 06:45:52 06:47:34 07:07:05 06:44:57 06:37:48 07:00:09 | BIBRA LAKE BIBRA LAKE COCKBURN CENTRAL BIBRA LAKE BIBRA LAKE BIBRA LAKE BIBRA LAKE BIBRA LAKE BIBRA LAKE BIBRA LAKE BIBRA LAKE BIBRA LAKE BIBRA LAKE BIBRA LAKE BIBRA LAKE BIBRA LAKE | WA WA WA WA WA WA WA WA WA WA WA WA WA WA WA WA | 7451 7451 7395 7451 7451 7451 7451 7451 7451 7451 7451 7451 7451 7451 7451 7451 | | | | | | | | | | | | | | | | |
| | | | | | | DIESEL | | 345.26 | 549.23 | 54.93 | 604.16 | | | | | | | | | | |
| | | | | | | TOTAL | THIS PERIOD YEAR TO DATE | 345.26 3,083.74 | 549.23 4,925.44 | 54.93 492.53 | 604.16 5,417.97 | | 141 1130 | 244.9 272.9 | 428.5 479.5 | | | | | | |
| | | | | | | ULSD G10 | 174.89 | 78.54 | 124.87 | 12.49 | 137.36 | 7098 | 10 | 785.4 | 1373.6 | | | | | | |
| | | | | | | ULSD G10 | 174.89 | 55.37 | 88.04 | 8.80 | 96.84 | 7006 | | | | | | | | | |
| | | | | | | ULSD G10 | 174.89 | 137.50 | 218.62 | 21.86 | 240.48 | 7125 | 119 | 115.5 | 202.1 | | | | | | |
| | | | | | | AdBlue | 199.90 P | 18.46 | 33.55 | 3.35 | 36.90 | 7135 | 10 | 184.6 | 369.0 | | | | | | |
| | | | | | | ULT DSL | 175.15 | 82.53 | 131.41 | 13.14 | 144.55 | | | | | | | | | | |
| | | | | | | ULSD G10 | 174.15 | 77.58 | 122.83 | 12.28 | 135.11 | 7149 | 14 | 554.1 | 965.1 | | | | | | |
| | | | | | | ULSD G10 | 174.15 | 68.34 | 108.19 | 10.82 | 119.01 | 7156 | 7 | 976.3 | 1700.1 | | | | | | |
| | | | | | | ULSD G10 | 174.15 | 56.74 | 89.83 | 8.98 | 98.81 | 7163 | 7 | 810.6 | 1411.6 | | | | | | |
| | | | | | | AdBlue | 199.90 P | 11.30 | 20.54 | 2.05 | 22.59 | 7176 | 13 | 86.9 | 173.8 | | | | | | |
| | | | | | | ULSD G10 | 176.20 | 84.89 | 135.98 | 13.60 | 149.58 | | | | | | | | | | |
| | | | | | | ULSD G10 | 176.20 | 59.56 | 95.41 | 9.54 | 104.95 | 7183 | 7 | 850.9 | 1499.3 | | | | | | |
| | | | | | | ULSD G10 | 176.20 | 49.81 | 79.79 | 7.98 | 87.77 | 7191 | 8 | 622.6 | 1097.1 | | | | | | |
| | | | | | | ULSD G10 | 176.20 | 49.21 | 78.83 | 7.88 | 86.71 | 7198 | 7 | 703.0 | 1238.7 | | | | | | |
| | | | | | | AdBlue | 199.90 P | 7.80 | 14.17 | 1.42 | 15.59 | 7205 | 7 | 111.4 | 222.7 | | | | | | |
| | | | | | | ULSD G10 | 176.20 | 57.88 | 92.71 | 9.27 | 101.98 | | | | | | | | | | |
| | | | | | | ULSD G10 | 174.87 | 130.40 | 207.29 | 20.73 | 228.02 | 7224 | 19 | 686.3 | 1200.1 | | | | | | |
| | | | | | | ULSD G10 | 174.87 | 44.89 | 71.36 | 7.14 | 78.50 | 7227 | 3 | 1496.3 | 2616.7 | | | | | | |
| | | | | | | ULSD G10 | 174.87 | 56.15 | 89.26 | 8.93 | 98.19 | 7234 | 7 | 802.1 | 1402.7 | | | | | | |
| | | | | | | AdBlue | 199.90 P | 10.82 | 19.66 | 1.97 | 21.63 | 7244 | 10 | 108.2 | 216.3 | | | | | | |
| | | | | | | ULSD G10 | 174.87 | 56.56 | 89.91 | 8.99 | 98.90 | | | | | | | | | | |
| | | | | | | ADBLUE | | 48.38 | 87.92 | 8.79 | 96.71 | | | | | | | | | | |
| | | | | | | DIESEL | | 1145.95 | 1824.33 | 182.43 | 2006.76 | | | | | | | | | | |
| | | | | | | TOTAL | THIS PERIOD YEAR TO DATE | 1,194.33 10,243.30 | 1,912.25 16,528.13 | 191.22 1,652.74 | 2,103.47 18,180.87 | | 248 3482 | 481.6 294.2 | 848.2 522.1 | | | | | | |
| | | | | | | Cost Centre 7050 90000764 78311 1HHZ645 7473 MERC REAR LOADER - HOURS | 01/09/25 06/09/25 09/09/25 11/09/25 13/09/25 17/09/25 19/09/25 | 06:46:40 07:06:36 06:46:08 06:39:43 07:12:55 06:57:26 06:44:18 | BIBRA LAKE BIBRA LAKE BIBRA LAKE BIBRA LAKE BIBRA LAKE BIBRA LAKE BIBRA LAKE | WA WA WA WA WA WA WA | 7451 7451 7451 7451 7451 7451 7451 | | | | | | | | | | |
| | | | | | | | | | | | | ADBLUE | | 48.38 | 87.92 | 8.79 | 96.71 | | | | |
| DIESEL | | 1145.95 | 1824.33 | 182.43 | 2006.76 | | | | | | | | | | | | | | | | |
| TOTAL | THIS PERIOD YEAR TO DATE | 1,194.33 10,243.30 | 1,912.25 16,528.13 | 191.22 1,652.74 | 2,103.47 18,180.87 | | | | | | | | 248 3482 | 481.6 294.2 | 848.2 522.1 | | | | | | |
| ULSD G10 | 174.89 | 53.77 | 85.49 | 8.55 | 94.04 | | | | | | | 7331 | 8 | 672.1 | 1175.5 | | | | | | |
| ULSD G10 | 174.89 | 138.33 | 219.94 | 21.99 | 241.93 | | | | | | | 7436 | 105 | 131.7 | 230.4 | | | | | | |
| ULSD G10 | 174.15 | 80.51 | 127.46 | 12.75 | 140.21 | | | | | | | 7361 | | | | | | | | | |
| ULSD G10 | 174.15 | 64.00 | 101.33 | 10.13 | 111.46 | | | | | | | 3666 | | | | | | | | | |
| ULSD G10 | 174.15 | 72.05 | 114.07 | 11.41 | 125.48 | | | | | | | 7375 | | | | | | | | | |
| ULSD G10 | 176.20 | 103.99 | 166.57 | 16.66 | 183.23 | | | | | | | 7387 | 12 | 866.6 | 1526.9 | | | | | | |
| ULSD G10 | 176.20 | 64.08 | 102.65 | 10.26 | 112.91 | | | | | | | 7394 | 7 | 915.4 | 1613.0 | | | | | | |

BP Australia Pty Ltd
A.B.N. 53 004 085 616
GPO Box 1621
MELBOURNE VIC 3001

BP Plus Fleet Control Report

Account Enquiries: BP Accounts Receivable Telephone: 1800 225 527



CITY OF COCKBURN
Accounts Payable (Invoice Only) PO
067775
PO Box 1215
BIBRA LAKE DC PRIVATE BOXES WA
6965

CITY OF COCKBURN

Account Number: **0050188034**
Period Starting: **01/09/2025**

Customer Number: **0115405338**
Period Ending: **30/09/2025**

Page: 34 of 36
Date: 30/09/2025

| Card Number Vehicle/Driver | Date | Time | Purchase Location | | Site No. | Receipt Number | Customer Reference | Product/Service | | | | | Odo meter (km) | KM Span | Litres/ 100km | Cents /km | |
|---|--|--|-------------------|--------------|----------|----------------|--------------------|-----------------|-----------|--------|--------------------|----------|----------------|---------|---------------|-----------|--------------------|
| | | | | | | | | Description | CPL Price | Litres | Total Exc GST (\$) | GST (\$) | | | | | Total Inc GST (\$) |
| Cost Centre | 22/09/25 24/09/25 26/09/25 | 06:46:04 06:52:22 06:45:06 | BIBRA LAKE | WA | 7451 | 000597 | | ULSD G10 | 174.87 | 74.99 | 119.21 | 11.92 | 131.13 | 7403 | 9 | 833.2 | 1457.0 |
| | | | BIBRA LAKE | WA | 7451 | 000837 | | ULSD G10 | 174.87 | 80.70 | 128.29 | 12.83 | 141.12 | 7413 | 10 | 807.0 | 1411.2 |
| | | | BIBRA LAKE | WA | 7451 | 083188 | | ULSD G10 | 174.87 | 79.44 | 126.28 | 12.63 | 138.91 | 7433 | 20 | 397.2 | 694.6 |
| | | | | | | | | DIESEL | | 811.86 | 1291.29 | 129.13 | 1420.42 | | | | |
| | | | TOTAL | THIS PERIOD | 811.86 | 1,291.29 | 129.13 | 1,420.42 | | 171 | 474.8 | 830.7 | | | | | |
| | | | | YEAR TO DATE | 8,627.40 | 13,801.97 | 1,380.15 | 15,182.12 | | 4802 | 179.7 | 316.2 | | | | | |
| | | | | DIESEL | 811.86 | 1291.29 | 129.13 | 1420.42 | | | | | | | | | |
| | | | TOTAL | THIS PERIOD | 811.86 | 1,291.29 | 129.13 | 1,420.42 | | 171 | 474.8 | 830.7 | | | | | |
| | | | | YEAR TO DATE | 8,627.40 | 13,801.97 | 1,380.15 | 15,182.12 | | 4802 | 179.7 | 316.2 | | | | | |
| | | | | | | | | | | | | | | | | | |
| 7050 15405338 00787 1DMM606 7602 WHITE IZUJU TRUCK | 06/09/25 12/09/25 25/09/25 26/09/25 | 15:23:11 19:01:54 17:42:17 12:18:06 | PIARA WATERS | WA | 1110 | 033616 | | ULT DSL | 175.89 | 47.10 | 75.32 | 7.53 | 82.85 | 64300 | 57 | 82.6 | 145.4 |
| | | | SUCCESS | WA | 5992 | 049151 | | ULT DSL | 173.15 | 15.48 | 24.36 | 2.44 | 26.80 | 64329 | 29 | 53.4 | 92.4 |
| | | | COCKBURN CENTRAL | WA | 7395 | 011865 | | ULSD G10 | 174.87 | 48.92 | 77.76 | 7.78 | 85.54 | 64371 | 42 | 116.5 | 203.7 |
| | | | SUCCESS | WA | 5992 | 047605 | | ULT DSL | 173.87 | 21.57 | 34.09 | 3.41 | 37.50 | 777 | | | |
| | | | | | | | | DIESEL | | 133.07 | 211.53 | 21.16 | 232.69 | | | | |
| | | | TOTAL | THIS PERIOD | 133.07 | 211.53 | 21.16 | 232.69 | | 128 | 104.0 | 181.8 | | | | | |
| | | | | YEAR TO DATE | 2,227.47 | 3,577.45 | 357.76 | 3,935.21 | | 3651 | 61.0 | 107.8 | | | | | |
| | | | | DIESEL | 133.07 | 211.53 | 21.16 | 232.69 | | | | | | | | | |
| | | | TOTAL | THIS PERIOD | 133.07 | 211.53 | 21.16 | 232.69 | | 128 | 104.0 | 181.8 | | | | | |
| | | | | YEAR TO DATE | 2,227.47 | 3,577.45 | 357.76 | 3,935.21 | | 3651 | 61.0 | 107.8 | | | | | |
| | | | | | | | | | | | | | | | | | |
| 7050 90000773 78337 1GHM244 7701 UD REAR LOADER - HOURS | 13/09/25 20/09/25 | 06:59:40 06:55:29 | BIBRA LAKE | WA | 7451 | 000025 | | ULSD G10 | 174.15 | 103.89 | 164.48 | 16.45 | 180.93 | 777 | | | |
| | | | BIBRA LAKE | WA | 7451 | 000514 | | ULSD G10 | 176.20 | 44.42 | 71.15 | 7.12 | 78.27 | 777 | | | |
| | | | | | | | | DIESEL | | 148.31 | 235.63 | 23.57 | 259.20 | | | | |
| | | | TOTAL | THIS PERIOD | 148.31 | 235.63 | 23.57 | 259.20 | | | | | | | | | |
| | | | | YEAR TO DATE | 4,062.84 | 6,522.86 | 652.28 | 7,175.14 | | 2422 | 167.7 | 296.2 | | | | | |
| | | | | DIESEL | 148.31 | 235.63 | 23.57 | 259.20 | | | | | | | | | |
| | | | TOTAL | THIS PERIOD | 148.31 | 235.63 | 23.57 | 259.20 | | | | | | | | | |
| | | | | YEAR TO DATE | 4,062.84 | 6,522.86 | 652.28 | 7,175.14 | | 2422 | 167.7 | 296.2 | | | | | |
| | | | | | | | | | | | | | | | | | |
| | | | | | | | | | | | | | | | | | |
| 7050 90000773 22153 1INV373 7923 | 10/09/25 | 14:14:00 | BIBRA LAKE | WA | 7451 | 082463 | | ULT DSL | 175.15 | 73.39 | 116.85 | 11.69 | 128.54 | 6956 | | | |
| | | | | | | | | | | | | | | | | | |

BP Australia Pty Ltd
A.B.N. 53 004 085 616
GPO Box 1621
MELBOURNE VIC 3001

BP Plus Fleet Control Report

Account Enquiries: BP Accounts Receivable Telephone: 1800 225 527



CITY OF COCKBURN
Accounts Payable (Invoice Only) PO
067775
PO Box 1215
BIBRA LAKE DC PRIVATE BOXES WA
6965

CITY OF COCKBURN

Account Number: **0050188034**
Period Starting: **01/09/2025**

Customer Number: **0115405338**
Period Ending: **30/09/2025**

Page: 35 of 36
Date: 30/09/2025

| Card Number Vehicle/Driver | Date | Time | Purchase Location | Site No. | Receipt Number | Customer Reference | Product/Service | | | | | Odo meter (km) | KM Span | Litres/ 100km | Cents /km | |
|--|--|--|-------------------|-------------|-------------------|-----------------------|-----------------|--------------|----------|--------------------------|-------------|----------------------|------------|------------------|--------------|--------------------------|
| | | | | | | | Description | CPL Price | Litres | Total Exc GST (\$) | GST (\$) | | | | | Total Inc GST (\$) |
| WHITE FORD RANGER | | | | | | | DIESEL | 73.39 | 116.85 | 11.69 | 128.54 | | | | | |
| Cost Centre | | | 7923 | | | TOTAL | THIS PERIOD | 73.39 | 116.85 | 11.69 | 128.54 | | | | | |
| | | | | | | YEAR TO DATE | 675.46 | 1,063.65 | 106.37 | 1,170.02 | | 4879 | 13.8 | 24.0 | | |
| | | | | | | DIESEL | 73.39 | 116.85 | 11.69 | 128.54 | | | | | | |
| | | | | | | TOTAL | THIS PERIOD | 73.39 | 116.85 | 11.69 | 128.54 | | | | | |
| 7050 15405338 04243 1HTF631 7952 WHITE FORD RANGER UTILITY | 22/09/25 | 18:22:50 | BIBRA LAKE | WA | 7451 | 000694 | ULT DSL | 175.87 | 75.09 | 120.05 | 12.01 | 132.06 | 26667 | 712 | 10.5 | 18.5 |
| | | | | | | | DIESEL | 75.09 | 120.05 | 12.01 | 132.06 | | | | | |
| | | | | | | | TOTAL | THIS PERIOD | 75.09 | 120.05 | 12.01 | 132.06 | | 712 | 10.5 | 18.5 |
| | | | | | | | YEAR TO DATE | 846.69 | 1,354.50 | 135.47 | 1,489.97 | | 5003 | 16.9 | 29.8 | |
| Cost Centre | | | 7952 | | | | DIESEL | 75.09 | 120.05 | 12.01 | 132.06 | | | | | |
| | | | | | | | TOTAL | THIS PERIOD | 75.09 | 120.05 | 12.01 | 132.06 | | 712 | 10.5 | 18.5 |
| | | | | | | | YEAR TO DATE | 846.69 | 1,354.50 | 135.47 | 1,489.97 | | 5003 | 16.9 | 29.8 | |
| | | | | | | | DIESEL | 75.09 | 120.05 | 12.01 | 132.06 | | | | | |
| 7050 90000772 23641 1HKC809 HIRE WHITE HIRE VEHICLE | 17/09/25 | 14:22:13 | COCKBURN CENTRAL | WA | 7395 | 011316 | ULP UNM | 165.56 | 15.02 | 22.61 | 2.26 | 24.87 | 7777 | | | |
| | | | | | | | M/S | 15.02 | 22.61 | 2.26 | 24.87 | | | | | |
| | | | | | | | TOTAL | THIS PERIOD | 15.02 | 22.61 | 2.26 | 24.87 | | | | |
| | | | | | | | YEAR TO DATE | 128.97 | 187.25 | 18.71 | 205.96 | | | | | |
| Cost Centre | | | HIRE | | | | M/S | 15.02 | 22.61 | 2.26 | 24.87 | | | | | |
| | | | | | | | TOTAL | THIS PERIOD | 15.02 | 22.61 | 2.26 | 24.87 | | | | |
| | | | | | | | YEAR TO DATE | 128.97 | 187.25 | 18.71 | 205.96 | | | | | |
| | | | | | | | M/S | 15.02 | 22.61 | 2.26 | 24.87 | | | | | |
| 7050 15405338 04102 WASTE Waste WASTE | 01/09/25 09/09/25 11/09/25 12/09/25 13/09/25 | 06:41:17 06:47:31 06:51:51 06:51:51 07:48:15 | BIBRA LAKE | WA | 7451 | 023614 | ULSD G10 | 174.89 | 42.28 | 67.23 | 6.72 | 73.95 | 435 | 6 | 704.7 | 1232.5 |
| | | | BIBRA LAKE | WA | 7451 | 082236 | ULSD G10 | 174.15 | 36.71 | 58.12 | 5.81 | 63.93 | 440 | 5 | 734.2 | 1278.6 |
| | | | BIBRA LAKE | WA | 7451 | 082518 | ULSD G10 | 174.15 | 24.86 | 39.35 | 3.94 | 43.29 | 445 | 5 | 497.2 | 965.8 |
| | | | BIBRA LAKE | WA | 7451 | 082653 | ULSD G10 | 174.15 | 36.08 | 57.12 | 5.71 | 62.83 | 450 | 5 | 721.6 | 1256.6 |
| | | | BIBRA LAKE | WA | 7451 | 000033 | ULSD G10 | 174.15 | 31.74 | 50.25 | 5.03 | 55.28 | 454 | 4 | 793.5 | 1382.0 |

BP Australia Pty Ltd
A.B.N. 53 004 085 616
GPO Box 1621
MELBOURNE VIC 3001

BP Plus Fleet Control Report

Account Enquiries: BP Accounts Receivable Telephone: 1800 225 527



CITY OF COCKBURN
Accounts Payable (Invoice Only) PO
067775
PO Box 1215
BIBRA LAKE DC PRIVATE BOXES WA
6965

CITY OF COCKBURN

Account Number: **0050188034** Customer Number: **0115405338**
Period Starting: **01/09/2025** Period Ending: **30/09/2025**

Page: 36 of 36
Date: 30/09/2025

| Card Number Vehicle/Driver | Date | Time | Purchase Location | Site No. | Receipt Number | Customer Reference | Product/Service | | | | | Odo meter (km) | KM Span | Litres/ 100km | Cents /km | |
|-------------------------------|----------|----------|-------------------|-------------|-------------------|-----------------------|-----------------|--------------|------------|--------------------------|-------------|----------------------|------------|------------------|--------------|--------------------------|
| | | | | | | | Description | CPL Price | Litres | Total Exc GST (\$) | GST (\$) | | | | | Total Inc GST (\$) |
| Cost Centre | 16/09/25 | 06:26:48 | BIBRA LAKE | WA | 7451 | 000154 | ULSD G10 | 176.20 | 42.86 | 68.65 | 6.87 | 75.52 | 461 | 7 | 612.3 | 1078.9 |
| | 17/09/25 | 06:36:25 | BIBRA LAKE | WA | 7451 | 000235 | ULSD G10 | 176.20 | 37.90 | 60.71 | 6.07 | 66.78 | 467 | 6 | 631.7 | 1113.0 |
| | 18/09/25 | 06:56:09 | BIBRA LAKE | WA | 7451 | 000327 | ULSD G10 | 176.20 | 33.13 | 53.07 | 5.31 | 58.38 | 471 | 4 | 628.2 | 1459.5 |
| | 19/09/25 | 06:45:24 | BIBRA LAKE | WA | 7451 | 082959 | ULSD G10 | 176.20 | 28.46 | 45.59 | 4.56 | 50.15 | 476 | 5 | 569.2 | 1003.0 |
| | 20/09/25 | 06:48:19 | BIBRA LAKE | WA | 7451 | 000513 | ULSD G10 | 176.20 | 36.45 | 58.39 | 5.84 | 64.23 | 481 | 5 | 729.0 | 1284.6 |
| | 22/09/25 | 06:35:38 | BIBRA LAKE | WA | 7451 | 000590 | ULSD G10 | 174.87 | 26.67 | 42.40 | 4.24 | 46.64 | 468 | | | |
| | 24/09/25 | 06:44:26 | BIBRA LAKE | WA | 7451 | 000834 | ULSD G10 | 174.87 | 24.04 | 38.22 | 3.82 | 42.04 | 496 | 28 | 85.9 | 150.1 |
| | 25/09/25 | 06:38:22 | BIBRA LAKE | WA | 7451 | 083132 | ULSD G10 | 174.87 | 27.53 | 43.76 | 4.38 | 48.14 | 501 | 5 | 550.6 | 962.8 |
| | 26/09/25 | 06:54:16 | BIBRA LAKE | WA | 7451 | 083189 | ULSD G10 | 174.87 | 25.80 | 41.02 | 4.10 | 45.12 | 506 | 5 | 516.0 | 902.4 |
| | 27/09/25 | 07:01:46 | BIBRA LAKE | WA | 7451 | 001052 | ULSD G10 | 174.87 | 20.35 | 32.35 | 3.24 | 35.59 | 3257 | 2751 | 0.7 | 1.3 |
| | 29/09/25 | 06:48:56 | COCKBURN CENTRAL | WA | 7395 | 012018 | ULSD G10 | 175.20 | 35.44 | 56.45 | 5.64 | 62.09 | 3267 | 10 | 354.4 | 620.9 |
| | | | | | | | DIESEL | | 510.30 | 812.68 | 81.28 | 893.96 | | | | |
| | | | | | | TOTAL | THIS PERIOD | | 510.30 | 812.68 | 81.28 | 893.96 | | 2851 | 17.9 | 31.4 |
| | | | | | | | YEAR TO DATE | | 6,682.86 | 10,651.22 | 1,065.15 | 11,716.37 | | 7919 | 84.4 | 148.0 |
| CUSTOMER TOTAL | | | | | | | DIESEL | | 510.30 | 812.68 | 81.28 | 893.96 | | | | |
| | | | | | | TOTAL | THIS PERIOD | | 510.30 | 812.68 | 81.28 | 893.96 | | 2851 | 17.9 | 31.4 |
| | | | | | | | YEAR TO DATE | | 6,682.86 | 10,651.22 | 1,065.15 | 11,716.37 | | 7919 | 84.4 | 148.0 |
| | | | | | | | ADBLUE | | 48.38 | 87.92 | 8.79 | 96.71 | | | | |
| | | | | | | | DIESEL | | 15144.01 | 24084.23 | 2408.47 | 26492.70 | | | | |
| | | | | | | | M/S | | 570.75 | 874.90 | 87.49 | 962.39 | | | | |
| | | | | | | GRAND TOTAL | THIS PERIOD | | 15,763.14 | 25,047.05 | 2,504.75 | 27,551.80 | | 103600 | 15.2 | 26.6 |
| | | | | | | | YEAR TO DATE | | 157,204.89 | 251,494.00 | 25,149.46 | 276,643.46 | | 1005256 | 15.6 | 27.5 |
| | | | | | | | | | | | | | | | | |

14.2.5 Monthly Financial Report - September 2025

Executive Director Corporate and System Services
Author Service Manager Strategic Finance
Attachments 1. Monthly Financial Report September 2025 [↓](#)

RECOMMENDATION

That Council ADOPTS the Monthly Financial Report including the Statement of Financial Activity and other financial information for the month ending September 2025, as attached to the Agenda.

Background

The *Local Government (Financial Management) Regulations 1996* prescribe that a local government must prepare a Statement of Financial Activity each month. Regulation 34(2) requires this statement to be accompanied by documents including:

1. Details of the composition of the closing net current assets (less restricted and committed assets).
2. Explanation for each material variance identified between year-to-date (YTD) budgets and actuals.
3. Any other supporting information considered relevant by the local government.

Regulation 34(4)(a) stipulates that the Statement of Financial Activity and associated documents must be presented to the Council within two months following the conclusion of the month to which the statement pertains. The Regulations require the reported information to be categorised by nature or type, statutory program, or business unit. The City presents this information according to its nature or type and organisational business structure.

Regulation 34 (5) requires each local government to annually set a percentage or value, as per the Australian Accounting Standards, for reporting material budget variances in monthly financial statements. The materiality threshold has been set by Council at \$300,000 for 2025-26 (FY26).

Budget variances are reviewed regularly. Necessary amendments are either submitted to the Council for approval or included in the City's Mid-Year Budget Review.

Submission

N/A

Report

The attached Financial Report for September 2025 has been prepared in accordance with the *Local Government Act 1995* and *Local Government (Financial Management) Regulations 1996*.

The following commentary presents key financial results and an overview of budget performance as of the end of September 2025.

Statement of Comprehensive Income

The monthly report presents a Statement of Comprehensive Income in the statutory annual budget format, showing a net and total comprehensive income of \$112.60 million as of September's end.

This statement includes the net operating result, which indicates financial performance. The adopted budget originally projected an annual operating deficit of \$2.79 million; after in-year budget amendments, the deficit increased to \$4.46 million.

Statement of Financial Position

This Statement of Financial Position outlines the City's financial position as at the end of the month, compared to the close of the previous financial year. As of 30 September 2025, the City's net assets rose by \$114.59 million to \$1.98 billion, reflecting comprehensive income for the period.

Statement of Financial Activity

Opening Surplus

The current opening surplus of \$10.74 million exceeds the amended budget of \$2.47 million by \$8.27 million. As end-of-financial-year processing and audit procedures are yet to be completed, this figure remains provisional and subject to further adjustment, which will affect the final closing surplus for the month.

Closing Surplus

The City's year-to-date closing surplus for September 2025 was \$137.69 million, which is \$19.73 million higher than the YTD budget of \$117.96 million. This difference includes variances related to FY26 operating, investing, and financing activities, as detailed in the following sections.

Operating Revenue

The City's operating revenue was \$160.90 million, \$1.71 million above the year-to-date budget due to higher interest earnings and early recognition of some revenues and interim rates.

The following table summarises the operating revenue budget performance by nature:

| Revenue from operating activities | Amended | | Actual \$ | Variance \$ |
|---|------------------------|--------------------|--------------------|------------------|
| | Full Year Budget \$ | YTD Budget \$ | | |
| Rates | 140,800,000 | 139,742,146 | 140,423,282 | 681,136 |
| Specified Area Rates | 660,000 | 635,019 | 680,348 | 45,329 |
| Operating Grants, Subsidies & Contributions | 15,936,394 | 2,981,324 | 2,757,058 | (224,266) |
| Fees & Charges | 43,832,904 | 13,166,851 | 12,674,261 | (492,590) |
| Service Charges | 200,000 | 0 | 223,326 | 223,326 |
| Interest Earnings | 13,135,800 | 2,669,913 | 3,170,605 | 500,692 |
| Other Revenue | 0 | 0 | 975,000 | 975,000 |
| Total | 214,565,098 | 159,195,253 | 160,903,880 | 1,708,627 |

The City's year-to-date operating revenue shows these main budget variances:

- Rates Revenue: \$0.68 million above the year-to-date budget, primarily due to a budget cashflow timing difference associated with rates interim adjustments
- Fees and Charges: \$0.49 million below the year-to-date budget, primarily due to cashflow timing across several revenue areas, notably within waste services revenue
- Cockburn Care: Collective total of \$1.39 million below the year-to-date budget, primarily due to cashflow timing in service-related revenue and subsidy payments
- Financial Assistance Grants: \$0.69 million above the year-to-date budget, reflecting the early receipt of grant instalments
- Interest Earnings: \$0.50 million ahead of the year-to-date budget, with budget cashflows to be reviewed and updated accordingly
- Other Revenue: \$0.98 million above the year-to-date budget, primarily due to receipt of a one-off item not included in the original budget. The item relates to a confidential matter previously reported to Council.

Operating Expenditure

The City reported operating expenditures totalling \$47.33 million through September 2025, which is \$5.25 million less than the year-to-date budgeted amount of \$52.58 million.

The following table summarises the operating expenditure budget variance performance by nature:

| Expenditure from Operating Activities | Amended | | Actual \$ | Variance \$ |
|---------------------------------------|------------------------|-------------------|-------------------|------------------|
| | Full Year Budget \$ | YTD Budget \$ | | |
| Employee Costs | 85,494,535 | 19,664,998 | 18,983,607 | 681,391 |
| Materials and Contracts | 61,196,307 | 15,464,198 | 10,835,140 | 4,629,058 |
| Utility Charges | 6,768,187 | 1,306,175 | 1,560,389 | (254,214) |
| Depreciation / Amortisation | 47,678,961 | 11,530,271 | 11,530,271 | 0 |
| Interest Expenses | 170,229 | 39 | 12,921 | (12,882) |
| Insurance Expenses | 2,804,500 | 1,218,999 | 1,304,691 | (85,692) |
| Other Expenditure | 14,916,773 | 3,396,866 | 3,099,578 | 297,288 |
| Total | 219,029,492 | 52,581,546 | 47,326,597 | 5,254,949 |

The City's operating expenditure for the year showed the following variances from the budget:

- Employee expenses were \$0.68 million under the year-to-date budget, reflecting variations in staffing expenditure among service units and resulting in an overall net underspend
- Materials and contracts were \$4.63 million below the year-to-date budget, mainly due to timing in areas such as:
 - Information Technology software support: \$0.84 million under
 - Cockburn ARC contract costs: \$0.52 million under
 - Coastal Management and Planning - Sand Bypassing: \$0.30 million under (due to work timing)
 - Street maintenance: \$0.57 million under
 - Facilities Maintenance: \$0.52 million over (cash flow timing)

These variances largely reflect project scheduling and contract timing differences, with expenditure expected to align with budget as the year progresses.

Capital Expenditure

The Council's revised capital works budget for FY2025–26 is \$77.81 million, up from \$65.37 million mainly because of carry-forward adjustments.

As at the end of September 2025, year-to-date (YTD) capital expenditure totals \$6.79 million, which is \$0.42 million below the YTD budget of \$7.21 million.

The following table shows the budget performance by asset class:

| Capital Acquisitions | Amended | | YTD Actual \$ | YTD Variance \$ |
|--------------------------------------|-------------------|------------------|------------------|--------------------|
| | Budget \$ | YTD Budget \$ | | |
| Land | 11,400,000 | 0 | 0 | 0 |
| Buildings | 18,871,429 | 1,447,337 | 1,967,167 | 519,831 |
| Furniture & Equipment | 407,297 | 200,091 | 325,737 | 125,646 |
| Plant & Equipment | 10,210,710 | 2,305,974 | 1,762,014 | (543,959) |
| Information Technology | 0 | 0 | 0 | 0 |
| Infrastructure – Roads | 18,548,382 | 1,245,994 | 676,148 | (569,847) |
| Infrastructure – Drainage | 2,993,240 | 549,369 | 566,520 | 17,151 |
| Infrastructure – Footpath | 2,615,023 | 339,964 | 396,492 | 56,527 |
| Infrastructure – Parks (Hard) | 8,126,880 | 548,831 | 473,651 | (75,181) |
| Infrastructure – Parks (Landscaping) | 2,514,640 | 0 | 23,453 | 23,453 |
| Infrastructure – Landfill Site | 1,465,574 | 368,219 | 144,246 | (223,972) |
| Infrastructure – Marina | 257,000 | 102,800 | 0 | (102,800) |
| Infrastructure – Coastal | 400,000 | 100,000 | 450,654 | 350,654 |
| Total | 77,810,175 | 7,208,579 | 6,786,082 | (422,497) |

The following major project variances have been identified within the City's capital works program:

- Plant and Equipment (\$0.54 million under YTD budget): The light fleet replacement program is \$1.93 million below budget, and the major plant replacement program is \$1.39 million above budget. A budget transfer will be processed between the two Waste Truck capital projects to correct a budget allocation issue.
- Buildings (\$0.52 million over YTD budget): The variance is mainly due to the timing of project expenditures, with the Cockburn ARC expansion works \$0.36 million above the year-to-date budget.
- Coastal: The Port Coogee Revetment Renewals project is \$0.35 million over the YTD budget and \$26,172.62 above the full-year allocation.
- Roads (\$0.58 million below year-to-date budget): The variance primarily arises from timing adjustments within the Carrington and Forrest Road Black Spot Program (\$0.43 million).

Non-Operating Grants, Subsidies and Contributions

The capital grants and contributions budget for the City in FY2025–26 is \$27.06 million, including \$12.54 million in grant funding, mainly for road infrastructure projects, and \$14.52 million from developer contributions for related capital initiatives.

By 30 September 2025, \$0.45 million in non-operating grants, subsidies, and contributions were recognised, against a year-to-date budget of \$1.01 million.

The Carrington and Forrest Road Black Spot Program is \$0.43 million under budget due to timing differences, with grant funding pending as projects progress. These variances reflect cashflow timing and revenue is recognised according to project delivery, consistent with Australian Accounting Standards.

Financial Reserves

A detailed schedule of the City's financial reserves is provided in the financial report, showing a balance of \$229.75 million held at the end of September.

Of the total amount, \$195.38 million is allocated to general revenue reserves, while \$34.37 million is designated for specific purposes.

This includes \$21.06 million for Developer Contribution Plans (DCPs) and \$6.14 million for Public Open Space (POS) cash-in-lieu contributions.

Transfers to and from reserves are made in accordance with budgetary and statutory requirements, and the reserve balances will be subject to further adjustment following finalisation of year-end processes.

Cash and Financial Assets

As of 30 September 2025, the City reported cash and financial assets amounting to \$311.50 million, representing a \$6.31 million increase from August.

This balance comprises financial assets (term deposits and investments) of \$296.24 million, and cash and cash equivalents (bank and call deposits) of \$15.26 million.

Of this balance, \$230.86 million (74.1%) is internally or externally restricted, primarily representing cash-backed reserves, while \$80.64 million (25.9%) remains unrestricted and available to support municipal operations and capital funding requirements.

Investment Performance, Ratings and Maturity

Although the RBA kept its cash rate unchanged, the City's term deposit portfolio yield fell slightly to 4.62% as of 30 September, down from 4.68% in August. This decline is due to recent rate cuts and expectations of more easing later this year.

Nevertheless, portfolio returns continue to outperform the City's KPI benchmark of 4.10% (comprising the base rate of 3.60% plus a 0.50% performance margin).

New investments placed during the month attracted lower average rates, ranging between 4.00% and 4.20%, in line with prevailing market sentiment and the broader downward trend in interest rates.

Current term deposit investments are fully compliant with Council's Investment Policy requirements, as indicated below:

| Investment Policy Compliance | | |
|-------------------------------|---|-----------------|
| Legislative Requirements | ✓ | Fully compliant |
| Portfolio Credit Rating Limit | ✓ | Fully compliant |
| Institutional Exposure Limits | ✓ | Fully compliant |
| Term to Maturity Limits | ✓ | Fully compliant |

The portfolio also includes several reverse mortgage securities purchased under previous policy and statutory provisions. These have a face value of \$2.314 million and market value of \$1.49 million, although the City currently carries them at a book value of \$0.739 million (net of a \$1.575 million impairment provision made several years ago).

The City continues receiving interest and capital payments, with \$0.686 million returned to date of the original \$3.0 million invested.

The City's investments were held with the following financial institutions as of 30 September (inclusive of accrued interest):

| Issuer | Market Value | % Total Value |
|---|----------------|---------------|
| AMP Bank Ltd | 3,556,386.41 | 1.18% |
| Australian Military Bank Limited | 3,032,116.44 | 1.00% |
| Auswide Bank Limited | 3,105,373.98 | 1.03% |
| Bank of Queensland Ltd | 5,602,586.28 | 1.85% |
| Commonwealth Bank of Australia Ltd | 2,507,824.65 | 0.83% |
| Credit Union Australia Ltd t/as Great Southern Bank | 8,162,374.51 | 2.70% |
| Defence Bank Ltd | 8,113,130.15 | 2.68% |
| Emerald Reverse Mortgage Trust | 1,500,045.81 | 0.50% |
| ING Bank Australia Limited | 80,225,493.19 | 26.52% |
| Judo Bank | 14,205,894.53 | 4.70% |
| National Australia Bank Ltd | 60,890,621.23 | 20.13% |
| Rabobank Australia Ltd | 100,939,726.08 | 33.37% |
| Suncorp Bank (Norfin Ltd) - Subsidiary of ANZ | 3,060,531.78 | 1.01% |
| Westpac Banking Corporation Ltd | 7,559,208.20 | 2.50% |
| Portfolio Total | 302,461,313.22 | 100.00% |

The City's short-term deposits (less than 12 months) made up 55.92% (\$169.12m) of the City's portfolio, compared to 56.42% (\$166.55m) last month.

These were classified under the following credit ratings:

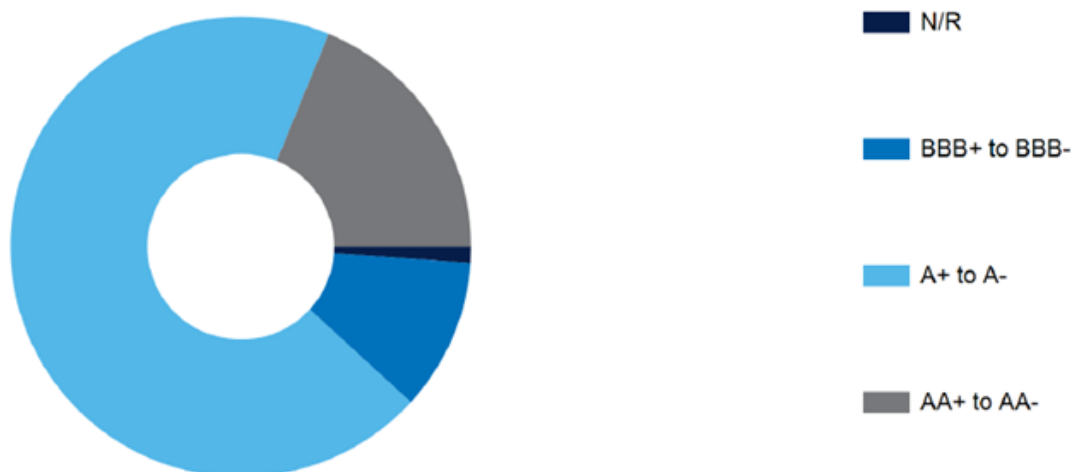
Market Value by Security Rating Group (Short Term)



Deposits invested between 1 and 3 years made up 44.08% (\$133.34m) of the City's portfolio, compared to 43.58% (\$128.65m) last month.

These were classified under following credit ratings:

Market Value by Security Rating Group (Long Term)



Investment in Fossil Fuel Free Banks

As of the end of September, the City had allocated \$50.3 million - constituting 16.9% of its total investment portfolio - to banks that do not provide financing to fossil fuel-related industries.

This reflects a slight decrease in proportional allocation from the previous month, when the same amount represented 17.4% of the portfolio.

The proportion of fossil fuel-free investments is subject to periodic fluctuations, influenced by the competitiveness of deposit rates and the capacity of these institutions to accept additional funds.

Nonetheless, the City remains strongly committed to prioritising such investments, provided they continue to offer rates that are competitive with those of other financial institutions.

Rates Debt Recovery

For 2025-26, the total collectible rates and charges - which include net arrears, annual levies, and part-year rating - are \$167.63 million.

As of 30 September, the City had collected \$83.12 million, representing 49.59% of the total. This leaves an outstanding balance of \$84.50 million (50.41%). After excluding deferred rates of \$1.16 million, the remaining collectible balance stands at \$83.34 million (49.72%).

The City received \$0.73 million in rate prepayments for next year. It also collected \$0.22 million in underground power charges during the third year of a ten-year plan.

There are currently 35 properties with overdue rates subject to debt recovery, comprising \$0.26 million in rates and legal fees. This compares to 43 properties and \$0.38 million last month. Formal debt recovery proceedings commence when ratepayers have unpaid rates and have not arranged instalment or alternative payments, nor requested relief under the City's Financial Hardship Policy.

Trade and Sundry Debtors

The City had \$1.98 million in outstanding trade and sundry debtors to the end of September (down from \$2.68 million last month).

The value of debts overdue by more than 90 days reduced slightly to \$0.11 million, compared to \$0.15 million in the previous month. However, the proportion of these debts as a share of total outstanding debt increased marginally to 5.58% (from 5.54%) due to the overall reduction in total debtor balances. This reflects timing differences in invoicing and payments rather than any deterioration in debt collection performance.

The 90-day debtors include \$51k from Naval Base shacks and \$22k from landfill customers, both of which are actively managed.

Strategic Plans/Policy ImplicationsListening & Leading

A community focused, sustainable, accountable, and progressive organisation.

- Best practice Governance, partnerships and value for money.

Budget/Financial Implications

Following recent Council decisions, the FY2025-26 budget surplus has been updated from \$300,000 to \$446,804, reflecting an overall increase of \$146,804. Additional information is available in Note 8 of the financial report.

Legal Implication/s

N/A

Community Consultation

N/A

Risk Management Implications

Council reviews its budget monthly to monitor revenue, expenses, and financial status, ensuring timely identification of risks.

Advice to Proponent(s)/Submitters

N/A

Implications of Section 3.18(3) *Local Government Act 1995*

Nil

CITY OF COCKBURN**MONTHLY FINANCIAL REPORT****(Containing the Statement of Financial Activity)****For the Period Ended 30 September 2025****LOCAL GOVERNMENT ACT 1995****LOCAL GOVERNMENT (FINANCIAL MANAGEMENT) REGULATIONS 1996****TABLE OF CONTENTS**

| | |
|--|----|
| Monthly Summary Information | 2 |
| Statement of Comprehensive Income | 4 |
| Statement of Financial Activity by Nature or Type | 5 |
| Statement of Financial Activity by Business Unit | 7 |
| Statement of Financial Position | 8 |
| Basis of Preparation | 9 |
| Note 1 Statement of Financial Activity Information | 10 |
| Note 2 Cash and Financial Assets | 11 |
| Note 3 Disposal of Assets | 12 |
| Note 4 Capital Acquisitions | 13 |
| Note 5 Borrowings | 14 |
| Note 6 Cash Reserves | 15 |
| Note 7 Other Current Liabilities | 17 |
| Note 8 Budget Amendments | 18 |

MONTHLY FINANCIAL REPORT
FOR THE PERIOD ENDED 30 SEPTEMBER 2025

SUMMARY INFORMATION

Funding surplus / (deficit) Components

| Funding surplus / (deficit) | | | | |
|--|----------------|----------------|----------------|-----------------|
| | Amended Budget | YTD Budget (a) | YTD Actual (b) | Var. \$ (b)-(a) |
| Opening | \$2.47 M | \$2.47 M | \$10.74 M | \$8.27 M |
| Closing | \$0.45 M | \$117.96 M | \$137.69 M | \$19.73 M |
| Refer to Statement of Financial Activity | | | | |

| Cash and financial assets | | |
|---|------------|------------|
| | \$311.50 M | % of total |
| Unrestricted Cash | \$80.64 M | 25.9% |
| Restricted Cash | \$230.86 M | 74.1% |
| Refer to Note 2 - Cash and Financial Assets | | |

Key Operating Activities

| Amount attributable to operating activities | | | |
|---|----------------|----------------|-----------------|
| Amended Budget | YTD Budget (a) | YTD Actual (b) | Var. \$ (b)-(a) |
| \$43.21 M | \$117.81 M | \$130.67 M | \$12.85 M |
| Refer to Statement of Financial Activity | | | |

| Employee Cost | | |
|--|-------------|------------|
| YTD Actual | (\$18.98 M) | % Variance |
| YTD Budget | (\$19.66 M) | (3.5%) |
| Refer to Statement of Financial Activity | | |

| Rates Revenue | | |
|--|------------|------------|
| YTD Actual | \$141.10 M | % Variance |
| YTD Budget | \$140.38 M | 0.0% |
| Refer to Statement of Financial Activity | | |

| Fees and Charges | | |
|--|-----------|------------|
| YTD Actual | \$12.67 M | % Variance |
| YTD Budget | \$13.17 M | (3.7%) |
| Refer to Statement of Financial Activity | | |

| Materials & Contracts | | |
|--|-------------|------------|
| YTD Actual | (\$10.84 M) | % Variance |
| YTD Budget | (\$15.46 M) | (29.9%) |
| Refer to Statement of Financial Activity | | |

Key Investing Activities

| Amount attributable to investing activities | | | |
|---|----------------|----------------|-----------------|
| Amended Budget | YTD Budget (a) | YTD Actual (b) | Var. \$ (b)-(a) |
| (\$49.02 M) | (\$6.11 M) | (\$5.77 M) | \$0.34 M |
| Refer to Statement of Financial Activity | | | |

| Proceeds on sale | | |
|--------------------------------------|----------|-------|
| YTD Actual | \$0.56 M | % |
| Amended Budget | \$1.73 M | 32.7% |
| Refer to Note 3 - Disposal of Assets | | |

| Asset Acquisition | | |
|---------------------------------------|-----------|---------|
| YTD Actual | \$6.79 M | % Spent |
| Amended Budget | \$77.81 M | 8.7% |
| Refer to Note 4 - Capital Acquisition | | |

| Capital Grants | | |
|---------------------------------------|-------------|------------|
| YTD Actual | (\$0.39 M) | % Received |
| Amended Budget | (\$21.84 M) | 1.8% |
| Refer to Note 4 - Capital Acquisition | | |

Key Financing Activities

| Amount attributable to financing activities | | | |
|---|----------------|----------------|-----------------|
| Amended Budget | YTD Budget (a) | YTD Actual (b) | Var. \$ (b)-(a) |
| \$3.79 M | \$3.79 M | \$2.05 M | (\$1.73 M) |
| Refer to Statement of Financial Activity | | | |

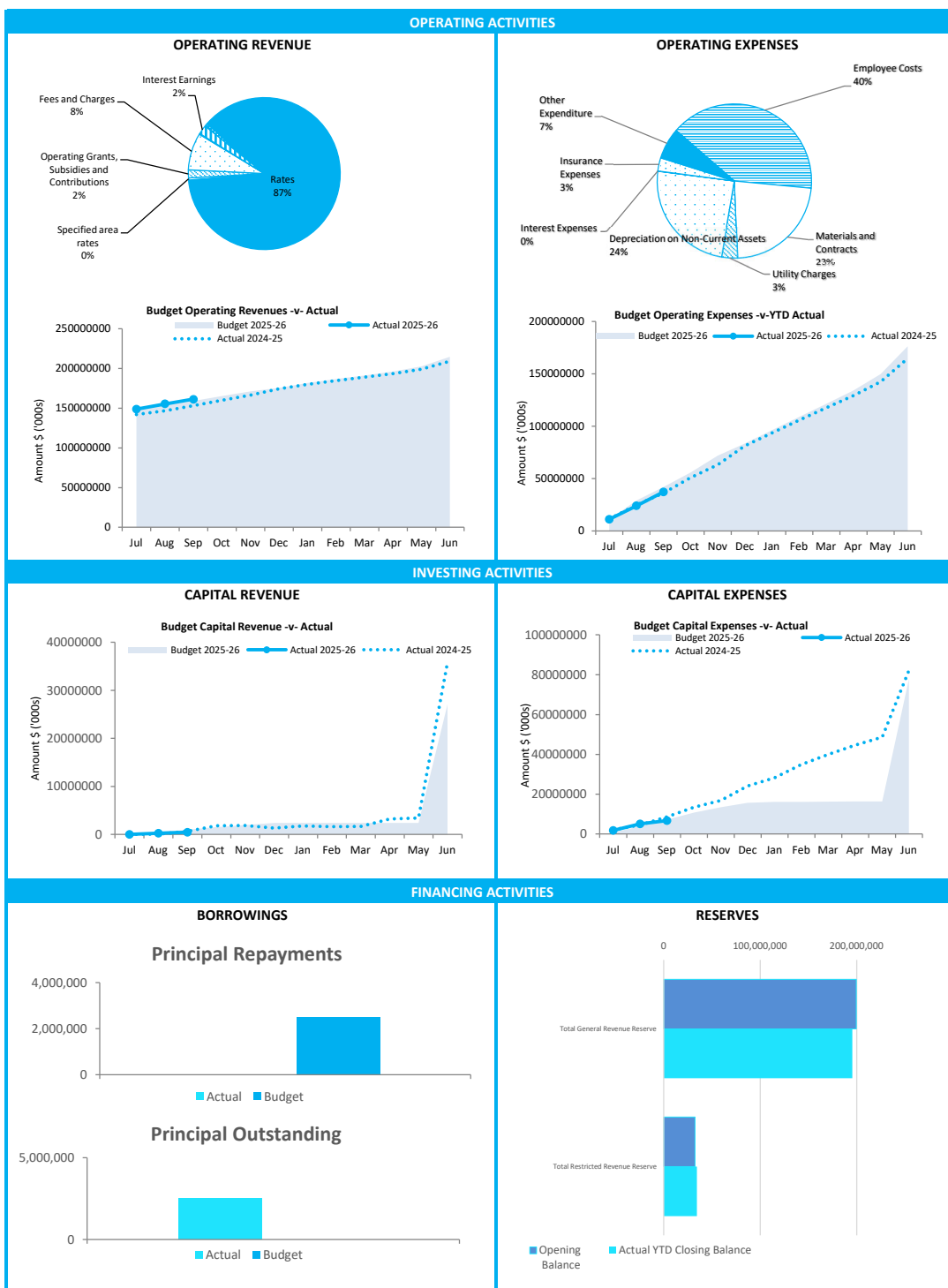
| Borrowings | |
|------------------------------|----------|
| Principal repayments | \$0.00 M |
| Interest expense | \$0.01 M |
| Principal due | \$2.50 M |
| Refer to Note 5 - Borrowings | |

| Reserves | |
|---------------------------------|------------|
| Reserves balance | \$229.75 M |
| Interest earned | \$0.24 M |
| Refer to Note 6 - Cash Reserves | |

This information is to be read in conjunction with the accompanying Financial Statements and notes.

**MONTHLY FINANCIAL REPORT
FOR THE PERIOD ENDED 30 SEPTEMBER 2025**

SUMMARY INFORMATION - GRAPHS



This information is to be read in conjunction with the accompanying Financial Statements and Notes.

**STATEMENT OF COMPREHENSIVE INCOME
FOR THE PERIOD ENDED 30 SEPTEMBER 2025**

| | 2025/26 YTD Actual | 2025/26 Amended Budget | 2025/26 Adopted Budget |
|---|-----------------------|------------------------------|------------------------------|
| | \$ | \$ | \$ |
| Revenue | | | |
| Rates | 141,103,630 | 141,460,000 | 141,460,000 |
| Grants, subsidies and contributions | 2,757,058 | 15,936,394 | 15,884,335 |
| Fees and charges | 12,674,261 | 43,832,904 | 43,832,904 |
| Service charges | 223,326 | 200,000 | 200,000 |
| Interest revenue | 3,170,605 | 13,135,800 | 13,135,800 |
| | 159,928,880 | 214,565,098 | 214,513,039 |
| Expenses | | | |
| Employee costs | (18,983,607) | (85,494,535) | (85,494,535) |
| Materials and contracts | (10,835,140) | (61,196,307) | (59,467,942) |
| Utility charges | (1,560,389) | (6,768,187) | (6,768,187) |
| Depreciation | (11,530,271) | (47,678,961) | (47,678,961) |
| Finance costs | (12,921) | (170,229) | (170,229) |
| Insurance | (1,304,691) | (2,804,500) | (2,804,500) |
| Other expenditure | (3,099,578) | (14,916,773) | (14,916,773) |
| | (47,326,597) | (219,029,492) | (217,301,127) |
| Net operating result | 112,602,283 | (4,464,394) | (2,788,088) |
| Capital grants, subsidies and contributions | 451,055 | 27,064,183 | 24,687,971 |
| Profit/(loss) on disposal of assets | 563,772 | 929,373 | 696,173 |
| | 1,014,827 | 27,993,556 | 25,384,144 |
| Net result for the period | 113,617,110 | 23,529,162 | 22,596,056 |
| Other comprehensive income for the period | | | |
| <i>Items that will not be reclassified subsequently to profit or loss</i> | | | |
| Changes in asset revaluation surplus | 0 | 0 | 0 |
| Share of comprehensive income of associates accounted for using the equity method | 0 | 0 | 0 |
| Total other comprehensive income for the period | 0 | 0 | 0 |
| Total comprehensive income for the period | 113,617,110 | 23,529,162 | 22,596,056 |

This statement is to be read in conjunction with the accompanying notes.

**STATEMENT OF FINANCIAL ACTIVITY
FOR THE PERIOD ENDED 30 SEPTEMBER 2025**

BY NATURE OR TYPE

| | Ref Note | Amended Budget | YTD Budget (a) | YTD Actual (b) | Var. \$ (b)-(a) | Var. % (b)-(a)/(a) | Var. |
|---|-------------|----------------------|----------------------|----------------------|--------------------|-----------------------|------|
| | | \$ | \$ | \$ | \$ | % | |
| Opening funding surplus / (deficit) | 1(c) | 2,466,697 | 2,466,697 | 10,735,350 | 8,268,653 | 335.21% | ▲ |
| Revenue from operating activities | | | | | | | |
| Rates | | 140,800,000 | 139,742,146 | 140,423,282 | 681,136 | 0.49% | ▲ |
| Specified area rates | | 660,000 | 635,019 | 680,348 | 45,329 | 7.14% | |
| Operating grants, subsidies and contributions | | 15,936,394 | 2,981,324 | 2,757,058 | (224,266) | (7.52%) | |
| Fees and charges | | 43,832,904 | 13,166,851 | 12,674,261 | (492,590) | (3.74%) | ▼ |
| Service charges | | 200,000 | 0 | 223,326 | 223,326 | 0.00% | |
| Interest earnings | | 13,135,800 | 2,669,913 | 3,170,605 | 500,692 | 18.75% | ▲ |
| Other revenue | | 0 | 0 | 975,000 | 975,000 | 0.00% | |
| | | 214,565,098 | 159,195,253 | 160,903,880 | 1,708,627 | 1.07% | |
| Expenditure from operating activities | | | | | | | |
| Employee costs | | (85,494,535) | (19,664,998) | (18,983,607) | 681,391 | 3.46% | ▲ |
| Materials and contracts | | (61,196,307) | (15,464,198) | (10,835,140) | 4,629,058 | 29.93% | ▲ |
| Utility charges | | (6,768,187) | (1,306,175) | (1,560,389) | (254,214) | (19.46%) | |
| Depreciation on non-current assets | | (47,678,961) | (11,530,271) | (11,530,271) | 0 | 0.00% | |
| Interest expenses | | (170,229) | (39) | (12,921) | (12,882) | (33030.77%) | |
| Insurance expenses | | (2,804,500) | (1,218,999) | (1,304,691) | (85,692) | (7.03%) | |
| Other expenditure | | (14,916,773) | (3,396,866) | (3,099,578) | 297,288 | 8.75% | |
| | | (219,029,492) | (52,581,546) | (47,326,597) | 5,254,949 | 9.99% | |
| Non-cash amounts excluded from operating activities | 1(a) | 47,678,961 | 11,201,121 | 17,090,362 | 5,889,241 | 52.58% | ▲ |
| Amount attributable to operating activities | | 43,214,567 | 117,814,828 | 130,667,645 | 12,852,817 | | |
| Investing activities | | | | | | | |
| Proceeds from non-operating grants, subsidies and contributions | | 27,064,183 | 1,006,410 | 451,055 | (555,355) | (55.18%) | ▼ |
| Proceeds from disposal of assets | 3 | 1,726,137 | 93,280 | 563,772 | 470,492 | 504.39% | ▲ |
| Payments for property, plant and equipment and infrastructure | 4 | (77,810,175) | (7,208,579) | (6,786,082) | 422,497 | 5.86% | ▲ |
| Amount attributable to investing activities | | (49,019,855) | (6,108,889) | (5,771,255) | 337,634 | | |
| Financing Activities | | | | | | | |
| Transfer from reserves | 6 | 55,661,819 | 55,661,819 | 8,290,171 | (47,371,649) | (85.11%) | ▼ |
| Repayment of debentures | 5 | (2,500,000) | (2,500,000) | 0 | 2,500,000 | 100.00% | ▲ |
| Transfer to reserves | 6 | (49,376,425) | (49,376,425) | (6,235,967) | 43,140,458 | 87.37% | ▲ |
| Amount attributable to financing activities | | 3,785,394 | 3,785,394 | 2,054,204 | (1,731,191) | | |
| Closing funding surplus / (deficit) | 1(c) | 446,804 | 117,958,030 | 137,685,943 | 19,727,913 | | |

KEY INFORMATION

This statement is to be read in conjunction with the accompanying Financial Statements and Notes.

KEY TERMS AND DESCRIPTIONS**FOR THE PERIOD ENDED 30 SEPTEMBER 2025****REVENUE****RATES**

All rates levied under the *Local Government Act 1995*. Includes general, differential, specified area rates, minimum rates, interim rates, back rates, ex-gratia rates, less discounts and concessions offered. Exclude administration fees, interest on instalments, interest on arrears, service charges and sewerage rates.

OPERATING GRANTS, SUBSIDIES AND CONTRIBUTIONS

Refers to all amounts received as grants, subsidies and contributions that are not non-operating grants.

NON-OPERATING GRANTS, SUBSIDIES AND CONTRIBUTIONS

Amounts received specifically for the acquisition, construction of new or the upgrading of identifiable non financial assets paid to a local government, irrespective of whether these amounts are received as capital grants, subsidies, contributions or donations.

REVENUE FROM CONTRACTS WITH CUSTOMERS

Revenue from contracts with customers is recognised when the local government satisfies its performance obligations under the contract.

FEES AND CHARGES

Revenues (other than service charges) from the use of facilities and charges made for local government services, sewerage rates, rentals, hire charges, fee for service, photocopying charges, licences, sale of goods or information, fines, penalties and administration fees. Local governments may wish to disclose more detail such as rubbish collection fees, rental of property, fines and penalties, other fees and charges.

SERVICE CHARGES

Service charges imposed under *Division 6 of Part 6 of the Local Government Act 1995*. *Regulation 54 of the Local Government (Financial Management) Regulations 1996* identifies these as television and radio broadcasting, underground electricity and neighbourhood surveillance services. Exclude rubbish removal charges. Interest and other items of a similar nature received from bank and investment accounts, interest on rate instalments, interest on rate arrears and interest on debtors.

INTEREST EARNINGS

Interest and other items of a similar nature received from bank and investment accounts, interest on rate instalments, interest on rate arrears and interest on debtors.

OTHER REVENUE / INCOME

Other revenue, which can not be classified under the above headings, includes dividends, discounts, rebates etc.

PROFIT ON ASSET DISPOSAL

Excess of assets received over the net book value for assets on their disposal.

NATURE OR TYPE DESCRIPTIONS**EXPENSES****EMPLOYEE COSTS**

All costs associate with the employment of person such as salaries, wages, allowances, benefits such as vehicle and housing, superannuation, employment expenses, removal expenses, relocation expenses, worker's compensation insurance, training costs, conferences, safety expenses, medical examinations, fringe benefit tax, etc.

MATERIALS AND CONTRACTS

All expenditures on materials, supplies and contracts not classified under other headings. These include supply of goods and materials, legal expenses, consultancy, maintenance agreements, communication expenses, advertising expenses, membership, periodicals, publications, hire expenses, rental, leases, postage and freight etc. Local governments may wish to disclose more detail such as contract services, consultancy, information technology, rental or lease expenditures.

UTILITIES (GAS, ELECTRICITY, WATER, ETC.)

Expenditures made to the respective agencies for the provision of power, gas or water. Exclude expenditures incurred for the reinstatement of roadwork on behalf of these agencies.

INSURANCE

All insurance other than worker's compensation and health benefit insurance included as a cost of employment.

LOSS ON ASSET DISPOSAL

Shortfall between the value of assets received over the net book value for assets on their disposal.

DEPRECIATION ON NON-CURRENT ASSETS

Depreciation expense raised on all classes of assets.

INTEREST EXPENSES

Interest and other costs of finance paid, including costs of finance for loan debentures, overdraft accommodation and refinancing expenses.

OTHER EXPENDITURE

Statutory fees, taxes, allowance for impairment of assets, member's fees or State taxes. Donations and subsidies made to community groups.

STATEMENT OF FINANCIAL ACTIVITY
FOR THE PERIOD ENDED 30 SEPTEMBER 2025

STATUTORY REPORTING BY BUSINESS UNIT

| | Ref Note | Amended Budget | YTD Budget (a) | YTD Actual (b) | Var. \$ (b)-(a) | Var. % (b)-(a)/(a) | Var. |
|---|-------------|-------------------|----------------------|----------------------|--------------------|-----------------------|------|
| | | \$ | \$ | \$ | \$ | % | |
| Opening funding surplus / (deficit) | 1(c) | 2,466,697 | 2,466,697 | 10,735,350 | 8,268,653 | 335.21% | ▲ |
| Revenue from operating activities | | | | | | | |
| Office of the CEO | | 0 | 0 | 975,000 | 975,000 | 0.00% | |
| Strategy & Integrated Planning | | 0 | 0 | 0 | 0 | 0.00% | |
| Legal and Compliance | | 1,200 | 300 | 540 | 240 | 80.00% | |
| Finance | | 161,284,020 | 143,160,194 | 145,330,305 | 2,170,111 | 1.52% | ▲ |
| Library & Cultural Services | | 241,880 | 20,630 | 43,747 | 23,117 | 112.06% | |
| Recreation Infrastructure & Services | | 17,516,049 | 4,109,969 | 4,553,504 | 443,535 | 10.79% | ▲ |
| Community Development & Services | | 8,434,361 | 2,579,871 | 1,174,473 | (1,405,398) | (54.48%) | ▼ |
| Community Safety & Ranger Services | | 1,331,549 | 151,817 | 227,516 | 75,699 | 49.86% | |
| Development and Compliance | | 3,340,783 | 1,310,875 | 1,563,691 | 252,816 | 19.29% | |
| Planning | | 484,898 | 71,500 | 2,250 | (69,250) | (96.85%) | |
| Sustainability & Environment | | 568,558 | 301,534 | 280,469 | (21,065) | (6.99%) | |
| Operations & Maintenance | | 16,700,562 | 5,928,428 | 5,158,032 | (770,396) | (12.99%) | ▼ |
| Projects | | 42,409 | 16,964 | 1,523 | (15,441) | (91.02%) | |
| Property & Assets | | 4,518,830 | 1,512,453 | 1,464,087 | (48,366) | (3.20%) | |
| Business and Economic Development | | 0 | 0 | 5,565 | 5,565 | 0.00% | |
| People Culture and Safety | | 100,000 | 30,720 | 123,178 | 92,458 | 300.97% | |
| | | 214,565,099 | 159,195,255 | 160,903,880 | 1,708,625 | | |
| Expenditure from operating activities | | | | | | | |
| Office of the CEO | | (3,832,194) | (832,337) | (530,139) | 302,198 | 36.31% | ▲ |
| Strategy & Integrated Planning | | (392,946) | (99,152) | (173,837) | (74,685) | (75.32%) | |
| Legal and Compliance | | (2,896,958) | (494,265) | (470,028) | 24,237 | 4.90% | |
| Finance | | (7,529,747) | (2,225,092) | (2,158,653) | 66,439 | 2.99% | |
| Information & Technology | | (12,960,805) | (5,426,440) | (3,898,631) | 1,527,809 | 28.15% | ▲ |
| Procurement | | (1,215,832) | (278,567) | (273,210) | 5,357 | 1.92% | |
| Library & Cultural Services | | (8,914,048) | (1,902,367) | (1,782,476) | 119,891 | 6.30% | |
| Recreation Infrastructure & Services | | (20,245,531) | (5,169,909) | (4,193,654) | 976,255 | 18.88% | ▲ |
| Community Development & Services | | (14,121,550) | (2,977,922) | (2,721,197) | 256,725 | 8.62% | |
| Community Safety & Ranger Services | | (7,086,801) | (1,497,401) | (1,406,287) | 91,114 | 6.08% | |
| Development and Compliance | | (7,622,761) | (1,638,126) | (1,545,509) | 92,617 | 5.65% | |
| Planning | | (4,156,437) | (930,353) | (932,530) | (2,177) | (0.23%) | |
| Sustainability & Environment | | (4,963,115) | (1,144,536) | (670,510) | 474,026 | 41.42% | ▲ |
| Operations & Maintenance | | (98,802,006) | (22,899,265) | (21,591,994) | 1,307,271 | 5.71% | ▲ |
| Projects | | (1,484,405) | (407,560) | (95,613) | 311,947 | 76.54% | ▲ |
| Property & Assets | | (13,950,685) | (2,327,369) | (3,115,423) | (788,054) | (33.86%) | ▼ |
| Advocacy and Engagement | | (1,367,635) | (423,117) | (231,557) | 191,560 | 45.27% | |
| Communications and Marketing | | (1,812,557) | (420,155) | (374,563) | 45,592 | 10.85% | |
| Customer Experience | | (1,394,184) | (318,315) | (305,697) | 12,618 | 3.96% | |
| Business and Economic Development | | (1,374,089) | (306,522) | (229,706) | 76,816 | 25.06% | |
| People Culture and Safety | | (5,460,814) | (1,426,203) | (1,181,051) | 245,152 | 17.19% | |
| Internal Recharging | | 2,555,606 | 563,427 | 555,668 | (7,759) | 1.38% | |
| | | (219,029,494) | (52,581,546) | (47,326,597) | 5,254,949 | | |
| Non-cash amounts excluded from operating activities | 1(a) | 47,678,961 | 11,201,121 | 17,090,362 | 5,889,241 | 52.58% | ▲ |
| Amount attributable to operating activities | | 43,214,566 | 117,814,830 | 130,667,645 | 12,852,815 | | |
| Investing Activities | | | | | | | |
| Proceeds from non-operating grants, subsidies and contributions | | 27,064,183 | 1,006,410 | 451,055 | (555,355) | (55.18%) | ▼ |
| Proceeds from disposal of assets | 3 | 1,726,137 | 93,280 | 563,772 | 470,492 | 504.39% | ▲ |
| Payments for property, plant and equipment and infrastructure | 4 | (77,810,175) | (7,208,579) | (6,786,082) | 422,497 | 5.86% | ▲ |
| Amount attributable to investing activities | | (49,019,855) | (6,108,889) | (5,771,255) | 337,634 | | |
| Financing Activities | | | | | | | |
| Transfer from reserves | 6 | 55,661,819 | 55,661,819 | 8,290,171 | (47,371,649) | (85.11%) | ▼ |
| Payments for principal portion of lease liabilities | | 0 | 0 | 0 | 0 | 0.00% | |
| Repayment of debentures | 5 | (2,500,000) | (2,500,000) | 0 | 2,500,000 | 100.00% | ▲ |
| Transfer to reserves | 6 | (49,376,425) | (49,376,425) | (6,235,967) | 43,140,458 | 87.37% | ▲ |
| Amount attributable to financing activities | | 3,785,394 | 3,785,394 | 2,054,204 | (1,731,191) | | |
| Closing funding surplus / (deficit) | 1(c) | 446,804 | 117,958,030 | 137,685,943 | 19,727,911 | | |

KEY INFORMATION

▲ ▼ Indicates a variance between Year to Date (YTD) Actual and YTD Actual data as per the adopted materiality threshold. Refer to #REF!

#REF!

This statement is to be read in conjunction with the accompanying Financial Statements and notes.

**MONTHLY FINANCIAL REPORT
FOR THE PERIOD ENDED 30 SEPTEMBER 2025**

STATEMENT OF FINANCIAL POSITION

| | Year to Date 30 September 2025 | Last Year Closing 30 June 2025 |
|--------------------------------------|---|---|
| | \$ | \$ |
| Current Assets | | |
| Cash and cash equivalents | 15,260,383 | 17,004,553 |
| Financial assets | 174,500,000 | 147,000,000 |
| Trade and other receivables | 96,365,398 | 18,707,162 |
| Inventories | 41,232 | 31,283 |
| Total Current Assets | 286,167,013 | 182,742,998 |
| Non-Current Assets | | |
| Trade and other receivables | 4,713,277 | 4,734,842 |
| Other financial assets | 121,898,514 | 96,898,787 |
| Property, plant and equipment | 421,728,362 | 420,069,827 |
| Infrastructure | 1,253,561,030 | 1,259,963,754 |
| Total Non-Current Assets | 1,801,901,183 | 1,781,667,210 |
| Total Assets | 2,088,068,196 | 1,964,410,208 |
| Current Liabilities | | |
| Trade and other payables | 24,523,348 | 21,715,040 |
| Other liabilities | 2,402,786 | 2,583,223 |
| Lease liabilities | 634,094 | 634,094 |
| Borrowings | 2,500,000 | 2,500,000 |
| Employee related provisions | 10,540,153 | 10,184,509 |
| Total Current Liabilities | 40,600,381 | 37,616,866 |
| Non-Current Liabilities | | |
| Other liabilities | 24,063,100 | 18,068,827 |
| Borrowings | 0 | 0 |
| Employee related provisions | 1,859,141 | 1,771,051 |
| Other provisions | 43,117,533 | 43,117,533 |
| Total Non-Current Liabilities | 69,039,774 | 62,957,411 |
| Total Liabilities | 109,640,155 | 100,574,277 |
| Net Assets | 1,978,428,041 | 1,863,835,931 |
| Equity | | |
| Retained surplus | 765,281,194 | 648,263,778 |
| Reserve accounts | 229,753,490 | 232,178,796 |
| Revaluation surplus | 983,393,355 | 983,393,355 |
| Total Equity | 1,978,428,041 | 1,863,835,931 |

This statement is to be read in conjunction with the accompanying notes.

**MONTHLY FINANCIAL REPORT
FOR THE PERIOD ENDED 30 SEPTEMBER 2025**

BASIS OF PREPARATION

BASIS OF PREPARATION

REPORT PURPOSE

This report is prepared to meet the requirements of *Local Government (Financial Management) Regulations 1996*, Regulation 34. Note: The statements and accompanying notes are prepared based on all transactions recorded at the time of preparation and may vary due to transactions being processed for the reporting period after the date of preparation.

BASIS OF ACCOUNTING

This statement comprises a special purpose financial report which has been prepared in accordance with Australian Accounting Standards (as they apply to local governments and not-for-profit entities) and Interpretations of the Australian Accounting Standards Board, and the *Local Government Act 1995* and accompanying regulations.

The *Local Government (Financial Management) Regulations 1996* take precedence over Australian Accounting Standards. Regulation 16 prohibits a local government from recognising as assets Crown land that is a public thoroughfare, such as land under roads, and land not owned by but under the control or management of the local government, unless it is a golf course, showground, racecourse or recreational facility of State or regional significance. Consequently, some assets, including land under roads acquired on or after 1 July 2008, have not been recognised in this financial report. This is not in accordance with the requirements of *AASB 1051 Land Under Roads paragraph 15* and *AASB 116 Property, Plant and Equipment paragraph 7*.

Accounting policies which have been adopted in the preparation of this financial report have been consistently applied unless stated otherwise. Except for cash flow and rate setting information, the report has been prepared on the accrual basis and is based on historical costs, modified, where applicable, by the measurement at fair value of selected non-current assets, financial assets and liabilities.

PREPARATION TIMING AND REVIEW

Date prepared: All known transactions up to 30 September 2025

SIGNIFICANT ACCOUNTING POLICIES

CRITICAL ACCOUNTING ESTIMATES

The preparation of a financial report in conformity with Australian Accounting Standards requires management to make judgements, estimates and assumptions that effect the application of policies and reported amounts of assets and liabilities, income and expenses. The estimates and associated assumptions are based on historical experience and various other factors that are believed to be reasonable under the circumstances; the results of which form the basis of making the judgements about carrying values of assets and liabilities that are not readily apparent from other sources. Actual results may differ from these estimates.

THE LOCAL GOVERNMENT REPORTING ENTITY

All funds through which the City controls resources to carry on its functions have been included in the financial statements forming part of this financial report.

In the process of reporting on the local government as a single unit, all transactions and balances between those funds (for example, loans and transfers between funds) have been eliminated.

All monies held in the Trust Fund are excluded from the financial statements. A separate statement of those monies

GOODS AND SERVICES TAX

Revenues, expenses and assets are recognised net of the amount of GST, except where the amount of GST incurred is not recoverable from the Australian Taxation Office (ATO). Receivables and payables are stated inclusive of GST receivable or payable. The net amount of GST recoverable from, or payable to, the ATO is included with receivables or payables in the statement of financial position. Cash flows are presented on a gross basis. The GST components of cash flows arising from investing or financing activities which are recoverable from, or payable to, the ATO are presented as operating cash flows.

ROUNDING OFF FIGURES

All figures shown in this statement are rounded to the nearest dollar.

**NOTES TO THE STATEMENT OF FINANCIAL ACTIVITY
FOR THE PERIOD ENDED 30 SEPTEMBER 2025**

**NOTE 1
STATEMENT OF FINANCIAL ACTIVITY INFORMATION**

(a) Non-cash items excluded from operating activities

The following non-cash revenue and expenditure has been excluded from operating activities within the Statement of Financial Activity in accordance with Financial Management Regulation 32.

| | Notes | Amended Budget | YTD Budget (a) | YTD Actual (b) |
|--|-------|-------------------|-------------------|-------------------|
| Non-cash and non-current items excluded from operating activities | | | | |
| | | \$ | \$ | \$ |
| Adjustments to operating activities | | | | |
| Less: Movement in liabilities associated with restricted cash | | | | 5,450,436 |
| Add: Movement in Pensioner Rates & ESL (non-current) | | 0 | 0 | 21,565 |
| Movement in employee benefit provisions (non-current) | | 0 | 0 | 88,090 |
| Add: Depreciation on assets | | 47,678,961 | 11,201,121 | 11,530,271 |
| Total non-cash items excluded from operating activities | | 47,678,961 | 11,201,121 | 17,090,362 |

(b) Adjustments to net current assets in the Statement of Financial Activity

The following current assets and liabilities have been excluded from the net current assets used in the Statement of Financial Activity in accordance with *Financial Management Regulation* 32 to agree to the surplus/(deficit) after imposition of general rates.

| | | Last Year Closing 30 June 2025 | This Time Last Year 30 September 2024 | Year to Date 30 September 2025 |
|---|------|-----------------------------------|--|-----------------------------------|
| Adjustments to net current assets | | | | |
| Less: Reserves - restricted cash | 6 | (231,807,695) | (216,109,250) | (229,753,490) |
| Less: Bonds & deposits | | (2,456,724) | (4,619,849) | (3,000,561) |
| Add: Borrowings | 5 | 2,500,000 | 2,500,000 | 2,500,000 |
| Add: Lease liabilities | | 634,094 | 104,471 | 634,094 |
| Add: Financial assets at amortised cost - non-current | 2 | 96,739,548 | 140,257,763 | 121,739,275 |
| Total adjustments to net current assets | | (134,390,777) | (77,866,865) | (107,880,682) |
| Cash and cash equivalents | 2 | 17,004,553 | 13,546,530 | 15,260,383 |
| Financial assets at amortised cost | 2 | 147,000,000 | 141,000,000 | 174,500,000 |
| Rates receivables | | 2,029,658 | 76,393,167 | 81,286,692 |
| Receivables | | 12,766,317 | 15,329,015 | 11,830,442 |
| Other current assets | | 3,942,470 | 2,632,963 | 3,289,496 |
| Less: Current liabilities | | | | |
| Payables | | (21,715,040) | (21,288,056) | (24,523,348) |
| Borrowings | 5 | (2,500,000) | (2,500,000) | (2,500,000) |
| Contract liabilities | 7 | (2,583,223) | (5,220,048) | (2,402,786) |
| Lease liabilities | | (634,094) | (104,471) | (634,094) |
| Provisions | 7 | (10,184,509) | (10,198,351) | (10,540,153) |
| Less: Total adjustments to net current assets | 1(b) | (134,390,777) | (77,866,865) | (107,880,682) |
| Closing funding surplus / (deficit) | | 10,735,350 | 131,723,876 | 137,685,943 |

CURRENT AND NON-CURRENT CLASSIFICATION

In the determination of whether an asset or liability is current or non-current, consideration is given to the time when each asset or liability is expected to be settled. Unless otherwise stated assets or liabilities are classified as current if expected to be settled within the next 12 months, being the Council's operational cycle.

NOTES TO THE STATEMENT OF FINANCIAL ACTIVITY
FOR THE PERIOD ENDED 30 SEPTEMBER 2025

OPERATING ACTIVITIES
NOTE 2
CASH AND FINANCIAL ASSETS

| Description | Classification | Unrestricted | Restricted | Total Cash | Institution |
|------------------------------------|------------------------------------|-------------------|--------------------|--------------------|-------------------------|
| | | \$ | \$ | \$ | |
| Cash on hand | | | | | |
| Cash at bank | Cash and cash equivalents | 5,238,433 | 0 | 5,238,433 | NATIONAL AUSTRALIA BANK |
| Cash on hand | Cash and cash equivalents | 21,950 | 0 | 21,950 | |
| Term deposits - current | Cash and cash equivalents | 10,000,000 | 0 | 10,000,000 | NATIONAL AUSTRALIA BANK |
| Term deposits - current | Financial assets at amortised cost | 0 | 5,500,000 | 5,500,000 | BANK OF QUEENSLAND |
| Term deposits - current | Financial assets at amortised cost | 0 | 2,500,000 | 2,500,000 | COMMONWEALTH BANK |
| Term deposits - current | Financial assets at amortised cost | 25,875,407 | 14,124,593 | 40,000,000 | ING BANK |
| Term deposits - current | Financial assets at amortised cost | 0 | 3,000,000 | 3,000,000 | AUSWIDE BANK |
| Term deposits - current | Financial assets at amortised cost | 0 | 7,500,000 | 7,500,000 | WESTPAC |
| Term deposits - current | Financial assets at amortised cost | 39,500,000 | 0 | 39,500,000 | NATIONAL AUSTRALIA BANK |
| Term deposits - current | Financial assets at amortised cost | 0 | 3,000,000 | 3,000,000 | SUNCORP |
| Term deposits - current | Financial assets at amortised cost | 0 | 2,000,000 | 2,000,000 | CREDIT UNION AUSTRALIA |
| Term deposits - current | Financial assets at amortised cost | 0 | 11,000,000 | 11,000,000 | JUDO BANK |
| Term deposits - current | Financial assets at amortised cost | 0 | 3,500,000 | 3,500,000 | AMP |
| Term deposits - current | Financial assets at amortised cost | 0 | 3,000,000 | 3,000,000 | DEFENCE BANK |
| Term deposits - current | Financial assets at amortised cost | 0 | 3,000,000 | 3,000,000 | AMB |
| Term deposits - current | Financial assets at amortised cost | 0 | 51,000,000 | 51,000,000 | RABOBANK |
| Other investment - non current | Financial assets at amortised cost | 0 | 739,275 | 739,275 | BARCLAYS BANK |
| Other investment - non current | Financial assets at amortised cost | 0 | 5,000,000 | 5,000,000 | DEFENCE BANK |
| Other investment - non current | Financial assets at amortised cost | 0 | 3,000,000 | 3,000,000 | JUDO BANK |
| Other investment - non current | Financial assets at amortised cost | 0 | 21,000,000 | 21,000,000 | NATIONAL AUSTRALIA BANK |
| Other investment - non current | Financial assets at amortised cost | 0 | 6,000,000 | 6,000,000 | CREDIT UNION AUSTRALIA |
| Other investment - non current | Financial assets at amortised cost | 0 | 48,000,000 | 48,000,000 | RABOBANK |
| Other investment - non current | Financial assets at amortised cost | 0 | 38,000,000 | 38,000,000 | ING BANK |
| Total | | 80,635,790 | 230,863,868 | 311,499,657 | |
| Comprising | | | | | |
| | | \$ | \$ | \$ | |
| Cash and cash equivalents | | 15,260,383 | 0 | 15,260,383 | |
| Financial assets at amortised cost | | 65,375,407 | 230,863,868 | 296,239,275 | |
| | | 80,635,790 | 230,863,868 | 311,499,657 | |

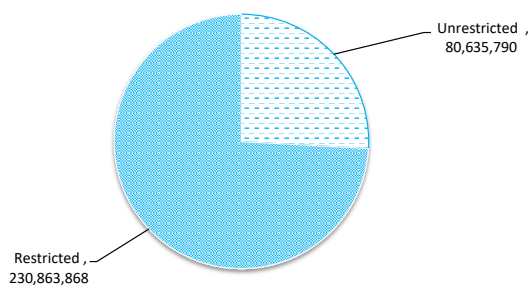
KEY INFORMATION

Cash and cash equivalents include cash on hand, cash at bank, deposits available on demand with banks and other short term highly liquid investments highly liquid investments with original maturities of three months or less that are readily convertible to known amounts of cash and which are subject to an insignificant risk of changes in value and bank overdrafts. Bank overdrafts are reported as short term borrowings in current liabilities in the statement of net current assets.

The local government classifies financial assets at amortised cost if both of the following criteria are met:

- the asset is held within a business model whose objective is to collect the contractual cashflows, and
- the contractual terms give rise to cash flows that are solely payments of principal and interest.

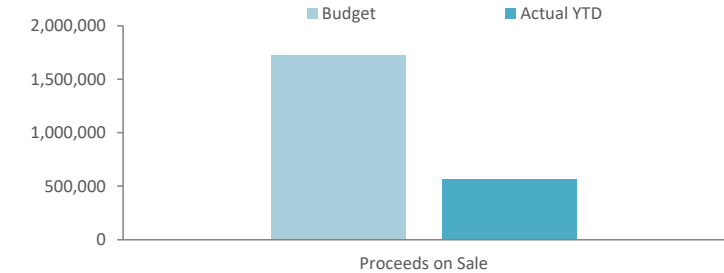
Financial assets at amortised cost held with registered financial institutions are listed in this note other financial assets at amortised cost are provided in Note 4 - Other assets.



NOTES TO THE STATEMENT OF FINANCIAL ACTIVITY
FOR THE PERIOD ENDED 30 SEPTEMBER 2025

OPERATING ACTIVITIES
NOTE 3
DISPOSAL OF ASSETS

| Asset Ref. | Asset description | Budget | | | | YTD Actual | | | |
|------------|---------------------------------------|----------------|------------------|----------------|----------|----------------|----------------|----------------|----------|
| | | Net Book Value | Proceeds | Profit | (Loss) | Net Book Value | Proceeds | Profit | (Loss) |
| | | \$ | \$ | \$ | \$ | \$ | \$ | \$ | \$ |
| | Plant and Machinery | | | | | | | | |
| | | 796,764 | 1,726,137 | 929,373 | 0 | 0 | 563,772 | 563,772 | 0 |
| | Freehold Land | | | | | | | | |
| | Lot 100 32 Plantagenet, Hamilton Hill | 0 | 0 | 0 | 0 | 0 | 0 | 0 | 0 |
| | Lot 303 Wattleup Road, Hammond Park | | 0 | 0 | 0 | | 0 | 0 | 0 |
| | | 796,764 | 1,726,137 | 929,373 | 0 | 0 | 563,772 | 563,772 | 0 |



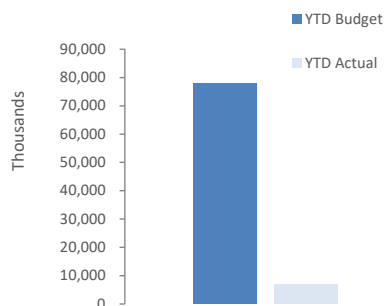
**NOTES TO THE STATEMENT OF FINANCIAL ACTIVITY
FOR THE PERIOD ENDED 30 SEPTEMBER 2025**

**INVESTING ACTIVITIES
NOTE 4
CAPITAL ACQUISITIONS**

| Capital acquisitions | Amended | | YTD Actual | YTD Actual Variance |
|--|---------------------|--------------------|--------------------|------------------------|
| | Budget | YTD Budget | | |
| | \$ | \$ | \$ | \$ |
| Land | 11,400,000 | 0 | 0 | 0 |
| Buildings | 18,871,429 | 1,447,337 | 1,967,167 | 519,831 |
| Furniture and equipment | 407,297 | 200,091 | 325,737 | 125,646 |
| Plant and equipment | 10,210,710 | 2,305,974 | 1,762,014 | (543,959) |
| Information technology | 0 | 0 | 0 | 0 |
| Infrastructure - roads | 18,548,382 | 1,245,994 | 676,148 | (569,847) |
| Infrastructure - drainage | 2,993,240 | 549,369 | 566,520 | 17,151 |
| Infrastructure - footpath | 2,615,023 | 339,964 | 396,492 | 56,527 |
| Infrastructure - parks hard | 8,126,880 | 548,831 | 473,651 | (75,180) |
| Infrastructure - parks landscaping | 2,514,640 | 0 | 23,453 | 23,453 |
| Infrastructure - landfill site | 1,465,573 | 368,218 | 144,246 | (223,972) |
| Infrastructure - marina | 257,000 | 102,800 | 0 | (102,800) |
| Infrastructure - coastal | 400,000 | 100,000 | 450,654 | 350,654 |
| Payments for Capital Acquisitions | 77,810,175 | 7,208,579 | 6,786,082 | (422,497) |
| Total Capital Acquisitions | 77,810,175 | 7,208,579 | 6,786,082 | (422,497) |
| Capital Acquisitions Funded By: | | | | |
| | \$ | \$ | \$ | \$ |
| Capital grants and contributions | (21,836,218) | 0 | (393,469) | (393,469) |
| Proceeds from disposal of assets | (1,726,137) | (93,280) | (563,772) | (470,492) |
| Cash backed reserves | | | | |
| Open Space Infrastructure | (10,864,479) | (505,461) | (248,325) | 257,136 |
| Plant & Equipment | (7,830,429) | (351,736) | (515,645) | (163,909) |
| Technology | (138,644) | (55,458) | 0 | 55,458 |
| Building Infrastructure | (14,275,030) | (1,395,128) | (1,438,128) | (43,001) |
| Commercial Landfill | (1,965,573) | (368,218) | (107,678) | 260,541 |
| Land Management | 0 | 0 | 0 | 0 |
| Roads Infrastructure | (12,960,611) | (1,058,811) | (1,128,195) | (69,384) |
| Climate Change Mitigation | (261,170) | (98,468) | 0 | 98,468 |
| Port Coogee Special Maintenance SAR | (133,333) | (33,333) | (133,333) | (100,000) |
| Waste Management | 0 | 0 | 0 | 0 |
| Project Contingency | (2,875,762) | (247,744) | (348,377) | (100,633) |
| Port Coogee Marina | (257,000) | (102,800) | 0 | 102,800 |
| Port Coogee Waterways WEMP | (266,667) | (66,667) | (266,667) | (200,000) |
| Contribution - operations | (2,419,122) | (2,831,476) | (1,642,493) | 1,188,983 |
| Capital funding total | (77,810,175) | (7,208,579) | (6,786,082) | 422,497 |

SIGNIFICANT ACCOUNTING POLICIES

All assets are initially recognised at cost. Cost is determined as the fair value of the assets given as consideration plus costs incidental to the acquisition. For assets acquired at no cost or for nominal consideration, cost is determined as fair value at the date of acquisition. The cost of non-current assets constructed by the local government includes the cost of all materials used in the construction, direct labour on the project and an appropriate proportion of variable and fixed overhead. Certain asset classes may be revalued on a regular basis such that the carrying values are not materially different from fair value. Assets carried at fair value are to be revalued with sufficient regularity to ensure the carrying amount does not differ materially from that determined using fair value at reporting date.



**NOTES TO THE STATEMENT OF FINANCIAL ACTIVITY
FOR THE PERIOD ENDED 30 SEPTEMBER 2025**

FINANCING ACTIVITIES

NOTE 5

BORROWINGS

Repayments - borrowings

| Information on borrowings | | New Loans | | | Principal Repayments | | Principal Outstanding | | Interest Repayments | |
|--|----------|-------------|--------|--------|----------------------|-----------|-----------------------|--------|---------------------|---------|
| Particulars | Loan No. | 1 July 2025 | Actual | Budget | Actual | Budget | Actual | Budget | Actual | Budget |
| | | \$ | \$ | \$ | \$ | \$ | \$ | \$ | \$ | \$ |
| Recreation and culture | | | | | | | | | | |
| To assist fund the Cockburn Central West development | 8 | 2,500,000 | 0 | 0 | 0 | 2,500,000 | 2,500,000 | 0 | 12,921 | 350,000 |
| C/Fwd Balance | | 2,500,000 | 0 | 0 | 0 | 2,500,000 | 2,500,000 | 0 | 12,921 | 350,000 |
| Total | | 2,500,000 | 0 | 0 | 0 | 2,500,000 | 2,500,000 | 0 | 12,921 | 350,000 |
| Current borrowings | | 2,500,000 | | | | | 2,500,000 | | | |
| Non-current borrowings | | 0 | | | | | 0 | | | |
| | | 2,500,000 | | | | | 2,500,000 | | | |

All debenture repayments were financed by general purpose revenue.

KEY INFORMATION

All loans and borrowings are initially recognised at the fair value of the consideration received less directly attributable transaction costs. After initial recognition, interest-bearing loans and borrowings are subsequently measured at amortised cost using the effective interest method. Fees paid on the establishment of loan facilities that are yield related are included as part of the carrying amount of the loans and borrowings.

NOTES TO THE STATEMENT OF FINANCIAL ACTIVITY
FOR THE PERIOD ENDED 30 SEPTEMBER 2025

OPERATING ACTIVITIES

NOTE 6

CASH RESERVES

| Reserve name | Opening Balance | Budget Interest Earned | Actual Interest Earned | Budget Transfers In (+) | Actual Transfers In (+) | Budget Transfers Out (-) | Actual Transfers Out (-) | Budget Closing Balance | Actual YTD Closing Balance |
|---|--------------------|------------------------|------------------------|-------------------------|-------------------------|--------------------------|--------------------------|------------------------|----------------------------|
| | \$ | \$ | \$ | \$ | \$ | \$ | \$ | \$ | \$ |
| General Revenue | | | | | | | | | |
| Open Space Infrastructure | 5,571,044 | 0 | 0 | 7,500,000 | 477,435 | (10,884,479) | (269,565) | 550,679 | 5,778,914 |
| Plant & Equipment | 9,831,552 | 0 | 0 | 4,000,000 | 0 | (7,830,929) | (987,699) | 5,231,547 | 8,843,853 |
| Technology | 5,102,501 | 0 | 0 | 500,000 | 0 | (1,068,644) | (55,518) | 3,625,870 | 5,046,983 |
| Building Infrastructure | 80,637,329 | 0 | 0 | 13,500,000 | 0 | (14,431,428) | (1,455,989) | 75,375,373 | 79,181,340 |
| Commercial Landfill | 32,506,773 | 0 | 0 | 4,100,000 | 0 | (2,535,573) | (111,125) | 34,250,674 | 32,395,648 |
| Land Management | 3,462,511 | 0 | 0 | 1,944,332 | 0 | 0 | 0 | 5,386,246 | 3,462,511 |
| Roads Infrastructure | 26,711,431 | 0 | 0 | 12,500,000 | 0 | (12,960,611) | (1,128,195) | 26,233,641 | 25,583,236 |
| Naval Base Shacks | 1,528,049 | 0 | 0 | 30,000 | 0 | 0 | 0 | 1,521,186 | 1,528,049 |
| Risk | 1,880,171 | 0 | 0 | 250,000 | 0 | 0 | 0 | 2,130,171 | 1,880,171 |
| Climate Change Mitigation | 2,577,608 | 0 | 0 | 500,000 | 0 | (261,170) | 0 | 2,570,268 | 2,577,608 |
| Waste Management | 11,793,639 | 0 | 0 | 2,000,000 | 0 | 0 | 0 | 13,825,438 | 11,793,639 |
| Project Contingency | 14,954,238 | 0 | 0 | 1,392,093 | 0 | (4,440,280) | (551,896) | 11,951,813 | 14,402,342 |
| Port Coogee Marina | 2,907,822 | 0 | 0 | 500,000 | 0 | (257,000) | 0 | 2,893,822 | 2,907,822 |
| Total General Revenue Reserve | 199,464,669 | 0 | 0 | 48,716,425 | 477,435 | (54,670,114) | (4,559,987) | 185,546,728 | 195,382,117 |
| Restricted Revenue | | | | | | | | | |
| Port Coogee Waterways WEMP | 726,879 | 0 | 6,714 | 0 | 0 | (566,667) | (266,667) | 333,333 | 466,926 |
| Port Coogee Special Maintenance SAR | 2,421,264 | 0 | 22,632 | 460,000 | 0 | (383,255) | (237,559) | 2,576,745 | 2,206,336 |
| Port Coogee Waterways SAR | 579,676 | 0 | 6,106 | 125,000 | 124,357 | 0 | 0 | 695,000 | 710,140 |
| Naval Base Shack Removal | 1,031,930 | 0 | 9,521 | 0 | 0 | 0 | 0 | 993,077 | 1,041,451 |
| Cockburn Coast SAR | 171,877 | 0 | 2,055 | 75,000 | 77,389 | (41,784) | (10,860) | 233,216 | 240,461 |
| POS Cash in Lieu | 6,087,941 | 0 | 56,232 | 0 | 0 | 0 | 0 | 5,649,812 | 6,144,173 |
| Developer Contribution Plans - Various | 15,612,103 | 0 | 136,858 | 0 | 5,316,668 | 0 | (3,090) | 12,865,594 | 21,062,539 |
| Restricted Funding | 5,711,356 | 0 | 0 | 0 | 0 | 0 | (3,212,008) | 7,792,175 | 2,499,348 |
| Total Restricted Revenue Reserve | 32,343,026 | 0 | 240,118 | 660,000 | 5,518,414 | (991,706) | (3,730,184) | 31,138,952 | 34,371,374 |
| Total Cash Reserve | 231,807,695 | 0 | 240,118 | 49,376,425 | 5,995,849 | (55,661,819) | (8,290,171) | 216,685,681 | 229,753,491 |

KEY INFORMATION

NOTES TO THE STATEMENT OF FINANCIAL ACTIVITY
FOR THE PERIOD ENDED 30 SEPTEMBER 2025

OPERATING ACTIVITIES
NOTE 7
OTHER CURRENT LIABILITIES

| Other current liabilities | Note | Opening Balance 1 July 2025 | Liability Increase | Liability Reduction | Closing Balance 30 September 2025 |
|--|------|-----------------------------------|-----------------------|------------------------|---|
| | | \$ | \$ | \$ | \$ |
| Contract liabilities | | | | | |
| Unspent grants, contributions and reimbursements - non-operating | | 2,583,223 | 493,644 | (674,081) | 2,402,786 |
| Total unspent grants, contributions and reimbursements | | 2,583,223 | 493,644 | (674,081) | 2,402,786 |
| Provisions | | | | | |
| Annual leave | | 4,919,482 | 20,432,836 | (20,077,192) | 5,275,126 |
| Long service leave | | 5,265,027 | 0 | 0 | 5,265,027 |
| Total Provisions | | 10,184,509 | 20,432,836 | (20,077,192) | 10,540,153 |
| Total other current liabilities | | 12,767,732 | 20,926,480 | (20,751,273) | 12,942,939 |

Amounts shown above include GST (where applicable)

KEY INFORMATION

Provisions

Provisions are recognised when the City has a present legal or constructive obligation, as a result of past events, for which it is probable that an outflow of economic benefits will result and that outflow can be reliably measured.

Provisions are measured using the best estimate of the amounts required to settle the obligation at the end of the reporting period.

Employee benefits

Short-term employee benefits

Provision is made for the City's obligations for short-term employee benefits. Short-term employee benefits are benefits (other than termination benefits) that are expected to be settled wholly before 12 months after the end of the annual reporting period in which the employees render the related service, including wages, salaries and sick leave. Short-term employee benefits are measured at the (undiscounted) amounts expected to be paid when the obligation is settled.

The City's obligations for short-term employee benefits such as wages, salaries and sick leave are recognised as a part of current trade and other payables in the calculation of net current assets.

Other long-term employee benefits

The City's obligations for employees' annual leave and long service leave entitlements are recognised as provisions in the statement of financial position.

Long-term employee benefits are measured at the present value of the expected future payments to be made to employees. Expected future payments incorporate anticipated future wage and salary levels, durations of service and employee departures and are discounted at rates determined by reference to market yields at the end of the reporting period on government bonds that have maturity dates that approximate the terms of the obligations. Any remeasurements for changes in assumptions of obligations for other long-term employee benefits are recognised in profit or loss in the periods in which the changes occur. The City's obligations for long-term employee benefits are presented as non-current provisions in its statement of financial position, except where the City does not have an unconditional right to defer settlement for at least 12 months after the end of the reporting period, in which case the obligations are presented as current provisions.

Contract liabilities

An entity's obligation to transfer goods or services to a customer for which the entity has received consideration (or the amount is due) from the customer. Grants to acquire or construct recognisable non-financial assets to identified specifications be constructed to be controlled by the City are recognised as a liability until such time as the City satisfies its obligations under the agreement.

**NOTES TO THE STATEMENT OF FINANCIAL ACTIVITY
FOR THE PERIOD ENDED 30 SEPTEMBER 2025**

**NOTE 8
BUDGET AMENDMENTS**

Amendments to original budget since budget adoption. Surplus/(Deficit)

| Project/ Activity | Description | Council Resolution | Classification | Non Cash Adjustment | Increase in Available Cash | Decrease in Available Cash | Amended Budget Running Balance |
|----------------------|--|--------------------|--------------------------|------------------------|-------------------------------|-------------------------------|--------------------------------------|
| | | | | \$ | \$ | \$ | \$ |
| | Budget adoption | | | | | | 300,000 |
| Various | Expenditure Review Committee July 2025 | | Operating Expenses | | | (7,800) | 292,200 |
| GL 960 | Adjustment CF opening balance | OCM 14 Oct 2025 | Opening Surplus(Deficit) | | 74,604 | | 366,804 |
| OP 4888 | Project plan has been deferred in line with 10 yr plan | OCM 14 Oct 2025 | Operating Expenses | | 100,000 | | 466,804 |
| OP 4886 | Project plan has been deferred in line with 10 yr plan | OCM 14 Oct 2025 | Operating Expenses | | 50,000 | | 516,804 |
| OP 6011 | Emergency works required to increase stormwater capacity | OCM 14 Oct 2025 | Operating Expenses | | | (20,000) | 496,804 |
| OP 9768 | 5yr asset revaluation for land, building, waste & marina as per regulation | OCM 14 Oct 2025 | Operating Expenses | | | (50,000) | 446,804 |
| | | | | 0 | 224,604 | (77,800) | |

14.3 Infrastructure Services

14.3.1 RFT 20/2025 Electrical Services - Citywide Maintenance, Repairs, Replacement, Testing and Design

Executive Director Infrastructure Services

Author Service Lead City Facilities

Attachments 1. Evaluation Summary (**Confidential**)

RECOMMENDATION

That Council ACCEPTS the tender submitted by Northlake Electrical Pty Ltd for RFT 20-2025 Citywide Maintenance, Repairs, Replacement, Testing and Design for the specific service areas of:

- (A) Facilities Citywide for an estimated contract sum of \$2,824,020.00 Ex GST for a period of three (3) years from the date of award; with City instigated options to extend the period for one (1) subsequent year period and up to an additional twelve (12) months after that, to a maximum of five (5) years, in accordance with the Submitted Schedule of Rates A Facilities Citywide; and the additional schedule of rates for determining variations and/or additional services.
- (B) Parks (Irrigation, parks lighting, parks construction) for an estimated contract sum of \$549,742.70 Ex GST for a period of one (1) year from the date of commencement of the Contract, with Principal instigated options to extend the period for an additional one (1) year period; and for up to three, twelve (12) months periods after that, to a maximum of five (5) years, in accordance with the Submitted Schedule of Rates B Parks; and the additional schedule of rates for determining variations and/or additional services.
- (C) Cockburn ARC for an estimated contract sum of \$783,852.00 Ex GST for a period of three (3) years from the date of award; with City instigated options to extend the period for one (1) subsequent year period and up to an additional twelve (12) months after that, to a maximum of five (5) years, in accordance with the Submitted Schedule of Rates C Cockburn ARC; and the additional schedule of rates for determining variations and/or additional services.

Background

The City of Cockburn invited tenders, seeking experienced, reliable and WA Licensed Electrical Contractor(s) to conduct scheduled and reactive Electrical Services at the Principal's facilities throughout the City of Cockburn. This includes various administration buildings, community centers, sports clubrooms, libraries, residential housing, toilet blocks, irrigation cabinets, lighting, barbeques etc.

The Contractor is required to provide all labour and materials required to carry out the works, plus all tools, plant and equipment, (including access, transport and communication equipment) necessary to carry out the required services.

All personal protective equipment (PPE) and subsequent control measures to ensure the area of work is safe to all stakeholders. This includes appropriately securing equipment and materials in accordance with manufacturer's instructions and WHS regulations.

Tenderers were to apply for one, multiple or all the following service areas:

1. Facilities Citywide (excluding Cockburn ARC).
2. Parks (Irrigation, parks lighting, parks construction).
3. Cockburn ARC.

The proposed contract for A and C, shall be for an initial period of three (3) years from the date of commencement of the Contract, with Principal instigated options to extend the period for an additional one (1) year period; and for up to twelve (12) months after that, to a maximum of five (5) years.

The proposed contract for B, shall be for an initial period of one (1) year from the date of commencement of the Contract, with Principal instigated options to extend the period for an additional one (1) year period; and for up to three, twelve (12) months periods after that, to a maximum of five (5) years.

Tender Number 20/2025 Electrical Services - Citywide Maintenance, Repairs, Replacement, Testing and Design was advertised on Saturday 9 August 2025 in the Local Government Tenders section of the West Australian newspaper. It was displayed on the City's website between Saturday 9 August 2025 and 2.00pm (AWST) Tuesday 2 September 2025.

Submission

Tenders closed at 2.00pm (AWST) Tuesday 2 September 2025 and six (6) submissions were received from:

| Tenderer's Name | Registered Business Name |
|------------------------------|---|
| Nilsen Electric | Nilsen (WA) Pty Ltd |
| Northlake Electrical | Northlake Electrical Pty Ltd |
| Paramount Power | Paramount Power Pty Ltd |
| Pearmans Electrical Services | Pearmans Electrical and Mechanical Services Pty Ltd |
| Surun Services | Surun Services Pty Ltd |
| Gilmour & Jooste Electrical | The Trustee for the Gilmour Trust & The Trustee for the Jooste Family Trust |

Report

Compliance Criteria

The following criteria were used to determine whether the submissions received were compliant:

| Compliance Criteria | |
|---------------------|--|
| (a) | Compliance with the Request Document. |
| (b) | Compliance with the conditions of Responding and Tendering. |
| (c) | Compliance with the General and Special Conditions of Contract. |
| (d) | Compliance with and completion of the Price Schedule in the format provided. |
| (e) | Completion of Qualitative Criteria |
| (f) | Compliance with ACCC Requirements and completion of Certificate of Warranty. |

All six (6) tenderers were deemed compliant.

Evaluation Criteria

| Evaluation Criteria | Weighting Percentage |
|-------------------------|----------------------|
| Demonstrated Experience | 15% |
| Methodology | 20% |
| Sustainability | 10% |
| Local/Regional | 5% |
| Tendered Price | 50% |
| TOTAL | 100% |

Tender Intent/ Requirements

The intent of this tender is to select suitably experienced WA licensed, Electrical Contractor(s) to provide electrical services that may include maintenance, repairs, replacement, testing and design at various buildings, properties, parks and reserves throughout the City of Cockburn.

Evaluation Panel

| Name | Position |
|----------------------|---|
| Shane Pike (Chair) | Service Lead City Facilities |
| Lou Viera | Group Manager Parks, Fleet and Waste |
| Neil Dumais | Service Lead Parks – Parks Services |
| Chantelle Hanrahan | Acting Director Corporate and System Services |
| Glenn Pethick | Senior Business Operations Team Leader |
| Probity Role: | |
| Lenny Covich | Contracts Officer |

Scoring Table

The tables below summarise the different options available under the tender:

Schedule A – Facilities City Wide

| Tenderer's Name | Percentage Score | | |
|------------------------------|---------------------|-----------------|--------|
| | Non-Cost Evaluation | Cost Evaluation | Total |
| | 50% | 50% | 100% |
| Northlake Electrical** | 38.96% | 50.00% | 88.96% |
| Nilsen Electric | 34.08% | 40.35% | 74.43% |
| Paramount Power | 28.50% | 23.05% | 51.55% |
| Pearmans Electrical Services | 33.06% | 36.22% | 69.28% |
| Surun Services | 32.34% | 37.84% | 70.18% |
| Gilmour & Jooste Electrical | 29.28% | 41.89% | 71.17% |

** Recommended Submission

Schedule B – Parks

| Tenderer's Name | Percentage Score | | |
|------------------------------|---------------------|-----------------|--------|
| | Non-Cost Evaluation | Cost Evaluation | Total |
| | 50% | 50% | 100% |
| Northlake Electrical** | 38.96% | 50.00% | 88.96% |
| Paramount Power | 28.50% | 33.86% | 62.36% |
| Pearmans Electrical Services | 33.06% | 30.81% | 63.87% |

** Recommended Submission

Schedule C – Cockburn ARC

| Tenderer's Name | Percentage Score | | |
|------------------------------|---------------------|-----------------|--------|
| | Non-Cost Evaluation | Cost Evaluation | Total |
| | 50% | 50% | 100% |
| Northlake Electrical | 38.96% | 50.00% | 88.96% |
| Nilsen Electric | 34.08% | 41.59% | 75.67% |
| Paramount Power | 28.50% | 22.23% | 50.73% |
| Pearmans Electrical Services | 33.06% | 40.81% | 73.87% |
| Surun Services | 32.34% | 32.57% | 64.91% |
| Gilmour & Jooste Electrical | 29.28% | 38.67% | 67.95% |

** Recommended Submission

*Evaluation Criteria Assessment*Demonstrated Experience

All tenderers are reputable well-known companies within the Electrical Services industry. All six tenderers submitted for both the Facilities Citywide and ARC specifications, three of the six inputted submissions for the Parks specification. All six scored above the minimum with Northlake Electrical scoring the highest. Paramount Electrical scored the least for this criterion. Six tenderers demonstrated that they have the experience to meet the Principals requirements as detailed in the Specification. Five tenderers identified relevant previous experience with similar jobs for other local governments. Northlake Electrical and Pearmans scores were reflective of their organisation chart and structure and three highly comparable Local Government contracts.

Methodology

Northlake Electrical provided a detailed methodology, asset register, and use of software integration for account management, demonstrating a good understanding of the requirements. Nilsen Electric and Pearmans Electrical Services utilise a similar software with demonstrated satisfactory outcomes. The other tenderers provided similar information resulting in slightly lower scores for this criterion.

Sustainability

Four tenderers did not satisfy this criterion, with Northlake Electrical best demonstrating their understanding of the Principal's sustainability values and objectives. Surun Services ranked second in this criterion as a certified carbon neutral business.

Local

Northlake Electrical and Nilsen Electric scored the highest for this criterion as registered businesses within City of Cockburn boundaries, with local staff and use of local suppliers. All other suppliers are located outside the City's boundaries, with Surun Services located within the South West Metropolitan Group.

Summation

The evaluation panel recommends that Council accept the submissions from Northlake Electrical as being the most advantageous tenderer to deliver the requirement for RFT 20/2025 Electrical Services - Citywide Maintenance, Repairs, Replacement, Testing and Design, for all service areas.

Northlake Electrical ranked first in the qualitative and overall assessment. Northlake Electrical achieved a strong positive rating in respect to their reference checks with the panel satisfied that they have met all the criteria in the evaluation process.

Three distinct contracts are proposed: Schedule A – City Facilities City Wide and Schedule C – Cockburn ARC are estimated using the procurement costing model applied to the submitted Price Schedules. Schedule B relies on historical data and due to cost uncertainties, a shorter contract term will be implemented.

An independent Financial Risk Assessment has been requested, and the outcome will be available prior to the OCM.

The recommendation is based on:

- Demonstrated experience in performing similar work for other local governments
- Clear understanding of the contract requirements, including record keeping and WHS requirements to undertake the services
- The most advantageous value for money for the City.

Strategic Plans/Policy Implications

Local Economy

A sustainable and diverse local economy that attracts increased investment and provides local employment.

- Increased Investment, economic growth and local employment.

Listening and Leading

A community focused, sustainable, accountable, and progressive organisation.

- Best practice Governance, partnerships and value for money.

Budget/Financial Implications

The estimated contract value for the scheduled maintenance over the five years will be sourced from City Facilities operational budgets, ARC operational, Parks Operational and Marina Operational Budgets.

The remainder of the contract value for the reactive maintenance, asset replacement, consultancy, repairs and design will be funded from individual site operational budgets and Capital funding as required.

A procurement cost model has been utilised to estimate the contract value based on the submitted rate schedules for Schedules A and C and Schedule B on historical information.

A comparison with the previous electrical contract has revealed a slight decrease (>1%) in the standard hourly rate for a licenced electrical worker with the after-hours and weekend rates increasing by (5%).

Legal Implications

Section 3.57 of the Local Government Act 1995 and Part 4 of the Local Government (Functions and General) Regulations 1996 refers.

Community Consultation

N/A

Risk Management Implications

If the Council does not support this recommendation, the City's buildings and assets will be non-compliant and unsafe for occupancy. This will lead to an increased risk to the City reputation in managing public complaints and dissatisfaction from service standards, ultimately resulting in loss of revenue and impacting the City's brand.

The above risks are considered significant and may result in the City not meeting its obligations under the current and future Workplace Health and Safety legislation.

Advice to Proponent(s)/Submitters

The Proponent(s) and those who lodged a submission on the proposal have been advised that this matter is to be considered at the 11 November 2025 Ordinary Council Meeting.

Implications of Section 3.18(3) *Local Government Act 1995*

Nil

15. Reports - Standing Committee

Nil

16. Committee Minutes

Nil

17. Motions of Which Previous Notice Has Been Given

Nil

18. Notices Of Motion Given At The Meeting For Consideration At Next Meeting**19. New Business of an Urgent Nature Introduced by Members or Officers****20. Matters to be Noted for Investigation Without Debate**

Nil

21. Confidential Business**21.1 Confidential Contractual Matter**

This report and its attachments are **CONFIDENTIAL** in accordance with Section 5.23(2) (c) of the Local Government Act 1995, which permits the meeting to be closed to the public for business relating to the following:

- (c) a contract entered into, or which may be entered into, by the local government and which relates to a matter to be discussed at the meeting.

21.2 Confidential Service Report

This report and its attachments are **CONFIDENTIAL** in accordance with Section 5.23(2) (a) of the Local Government Act 1995, which permits the meeting to be closed to the public for business relating to the following:

- (a) a matter affecting an employee or employees.

22. Closure of Meeting