


# **CITY OF COCKBURN**



## **ORDINARY COUNCIL**

## **AGENDA PAPER**

### **FOR**

**THURSDAY, 13 JULY 2017**

# CITY OF COCKBURN

## SUMMARY OF AGENDA TO BE PRESENTED TO THE ORDINARY COUNCIL MEETING TO BE HELD ON THURSDAY, 13 JULY 2017 AT 7:00 PM

	Page
1. DECLARATION OF MEETING.....	1
2. APPOINTMENT OF PRESIDING MEMBER (IF REQUIRED) .....	1
3. DISCLAIMER (TO BE READ ALOUD BY PRESIDING MEMBER).....	1
4. ACKNOWLEDGEMENT OF RECEIPT OF WRITTEN DECLARATIONS OF FINANCIAL INTERESTS AND CONFLICT OF INTEREST (BY PRESIDING MEMBER).....	1
5. APOLOGIES AND LEAVE OF ABSENCE .....	1
6. WRITTEN REQUESTS FOR LEAVE OF ABSENCE.....	1
7. RESPONSE TO PREVIOUS PUBLIC QUESTIONS TAKEN ON NOTICE .....	1
8. PUBLIC QUESTION TIME .....	1
9. CONFIRMATION OF MEETING .....	2
9.1 (OCM 13/07/2017) - MINUTES OF THE ORDINARY COUNCIL MEETING - 8 JUNE 2017.....	2
9.2 (OCM 13/07/2017) - MINUTES OF THE SPECIAL COUNCIL MEETING - 22 JUNE 2017.....	2
10. DEPUTATIONS .....	2
11. PETITIONS.....	2
12. BUSINESS LEFT OVER FROM THE PREVIOUS MEETING (IF ADJOURNED) .....	2
13. DECLARATION BY MEMBERS WHO HAVE NOT GIVEN DUE CONSIDERATION TO MATTERS CONTAINED IN THE BUSINESS PAPER PRESENTED BEFORE THE MEETING .....	2
14. COUNCIL MATTERS.....	3
14.1 (OCM 13/07/2017) - OUTDOOR DINING AREAS ON PUBLIC PLACES & PROHIBITION OF FISHING IN CONSERVATION AREAS - PROPOSED AMENDMENT TO THE CITY OF COCKBURN (LOCAL GOVERNMENT ACT) LOCAL LAW 2000 (025/001) (J NGOROYEMOTO) (ATTACH).....	3
14.2 (OCM 13/07/2017) - PROPOSED CITY OF COCKBURN PARKING AND PARKING FACILITIES LOCAL LAW AMENDMENT NO. 2 2017 (154/006) (R AVARD) (ATTACH).....	9
15. PLANNING AND DEVELOPMENT DIVISION ISSUES .....	12

.1	(OCM 13/07/2017) - PLANNING APPLICATION – TELECOMMUNICATIONS INFRASTRUCTURE – LOCATION: 13 (LOT 62) PORT PIRIE STREET, BIBRA LAKE; OWNER: KEITH GODFREY & MARGARET ANN SULLIVAN; APPLICANT: SERVICE STREAM (052/002, DA17/0110, 6407192) (R TRINH) (ATTACH).....	12
15.2	(OCM 13/07/2017) - PLANNING APPLICATION – RETROSPECTIVE HARDSTAND (DOMESTIC STORAGE) AND PROPOSED SEA CONTAINER - LOCATION: 73 (LOT 14) COLLIS ROAD, WATTLEUP - OWNER/APPLICANT: A SKENDER (DA17/0326 & 052/002) (D J VAN RENSBURG) (ATTACH).....	20
15.3	(OCM 13/07/2017) - FURTHER FIVE YEAR TERM FOR LEASE FOR NAVAL BASE SHACKS RESERVE 24308 (046/001) (L GATT) (ATTACH) .....	27
15.4	(OCM 13/07/2017) - CONSIDERATION TO INTIATE PROPOSED SCHEME AMENDMENT NO. 125 – LOCATION: LOT 8 ROCKINGHAM ROAD, SPEARWOOD – OWNER: STATE OF WA (DEPARTMENT OF LANDS) – APPLICANT: VERIS (109/125) (T VAN DER LINDE) (ATTACH).....	35
15.5	(OCM 13/07/2017) - ACQUISITION PORTION OF LOT 2 GLENDALE CRESCENT, JANDAKOT FOR ROAD WIDENING - WORKS ASSOCIATED WITH THE DUPLICATION OF BERRIGAN DRIVE ONLY - KWINANA FREEWAY TO JANDAKOT ROAD - APPLICANT: CITY OF COCKBURN (5513705, 041/001) (K SIM) (ATTACH).....	39
15.6	(OCM 13/07/2017) - RECOMMENDATION TO THE STATE GOVERNMENT ON ITS APPROACH TO MANAGEMENT OF THE WESTERN TRADE COAST AREA AND CONSIDERATION OF A BUFFER (111/006) (A TROSIC).....	42
16.	FINANCE AND CORPORATE SERVICES DIVISION ISSUES .....	52
16.1	(OCM 13/07/2017) - LIST OF CREDITORS PAID - MAY 2017 (076/001) (N MAURICIO) (ATTACH).....	52
16.2	(OCM 13/07/2017) - STATEMENT OF FINANCIAL ACTIVITY AND ASSOCIATED REPORTS - MAY 2017 (071/001) (N MAURICIO) (ATTACH) .....	53
17.	ENGINEERING AND WORKS DIVISION ISSUES.....	63
17.1	(OCM 13/07/2017) - TENDER NO. RFP 11/2017 - GREENWASTE DECONTAMINATION PLANT - DESIGN, FABRICATION, INSTALLATION, TESTING AND COMMISSIONING (RFP 11/2017) (L DAVIESON) (ATTACH) (ATTACH) .....	63
17.2	(OCM 13/07/2017) - TENDER NO. RFS 01/2017 - PANEL OF PRE-QUALIFIED SUPPLIERS - ELECTRICAL SERVICES (INDUSTRIAL, COMMERCIAL & DOMESTIC) (RFS 01/2017) (B ROSER) (ATTACH).....	70
17.3	(OCM 13/07/2017) - TENDER NO. RFT 08/2017 LANDSCAPE MAINTENANCE SERVICES (PUBLIC OPEN SPACE AND STREETScape AREAS) (L VIEIRA) (ATTACH) .....	78
18.	COMMUNITY SERVICES DIVISION ISSUES.....	87
19.	EXECUTIVE DIVISION ISSUES .....	87
20.	MOTIONS OF WHICH PREVIOUS NOTICE HAS BEEN GIVEN .....	87

21.	NOTICES OF MOTION GIVEN AT THE MEETING FOR CONSIDERATION AT NEXT MEETING.....	87
21.1	(OCM 13/07/2017) - COMMISSION DISTRICT TRAFFIC STUDY COVERING ALL LOCAL GOVERNMENTS (163/009) (C SULLIVAN / J KIURSKI).....	87
22.	NEW BUSINESS OF AN URGENT NATURE INTRODUCED BY MEMBERS OR OFFICERS .....	90
23.	MATTERS TO BE NOTED FOR INVESTIGATION, WITHOUT DEBATE.....	90
23.1	(OCM 13/07/2017) - ACCEPTANCE OF PETITIONS BY COUNCIL (082/002) (D GREEN) (ATTACH).....	90
24.	CONFIDENTIAL BUSINESS.....	96
25	(OCM 13/07/2017) - RESOLUTION OF COMPLIANCE .....	96
26	(OCM 13/07/2017) - CLOSURE OF MEETING .....	97

## **CITY OF COCKBURN**

### **AGENDA TO BE PRESENTED TO THE ORDINARY COUNCIL MEETING TO BE HELD ON THURSDAY, 13 JULY 2017 AT 7:00 PM**

---

- 1. DECLARATION OF MEETING**
- 2. APPOINTMENT OF PRESIDING MEMBER (If required)**
- 3. DISCLAIMER (To be read aloud by Presiding Member)**

Members of the public, who attend Council Meetings, should not act immediately on anything they hear at the Meetings, without first seeking clarification of Council's position. Persons are advised to wait for written advice from the Council prior to taking action on any matter that they may have before Council.

- 4. ACKNOWLEDGEMENT OF RECEIPT OF WRITTEN DECLARATIONS OF FINANCIAL INTERESTS AND CONFLICT OF INTEREST (by Presiding Member)**
- 5. APOLOGIES AND LEAVE OF ABSENCE**
- 6. WRITTEN REQUESTS FOR LEAVE OF ABSENCE**
- 7. RESPONSE TO PREVIOUS PUBLIC QUESTIONS TAKEN ON NOTICE**
- 8. PUBLIC QUESTION TIME**

**9. CONFIRMATION OF MEETING**

**9.1 (OCM 13/07/2017) - MINUTES OF THE ORDINARY COUNCIL MEETING - 8 JUNE 2017**

**RECOMMENDATION**

That Council confirms the Minutes of the ordinary Council Meeting held on Thursday 8 June 2017, as a true and accurate record.

**COUNCIL DECISION**

**9.2 (OCM 13/07/2017) - MINUTES OF THE SPECIAL COUNCIL MEETING - 22 JUNE 2017**

**RECOMMENDATION**

That Council confirms the Minutes of the Special Council Meeting held on Thursday, 22 June 2017, as a true and accurate record.

**COUNCIL DECISION**

**10. DEPUTATIONS**

**11. PETITIONS**

**12. BUSINESS LEFT OVER FROM THE PREVIOUS MEETING (If adjourned)**

**13. DECLARATION BY MEMBERS WHO HAVE NOT GIVEN DUE CONSIDERATION TO MATTERS CONTAINED IN THE BUSINESS PAPER PRESENTED BEFORE THE MEETING**

## 14. COUNCIL MATTERS

### 14.1 (OCM 13/07/2017) - OUTDOOR DINING AREAS ON PUBLIC PLACES & PROHIBITION OF FISHING IN CONSERVATION AREAS - PROPOSED AMENDMENT TO THE CITY OF COCKBURN (LOCAL GOVERNMENT ACT) LOCAL LAW 2000 (025/001) (J NGOROYEMOTO) (ATTACH)

#### RECOMMENDATION

That Council

- (1) pursuant to Section 3.12 of the Local Government Act 1995, adopts the proposed City of Cockburn (Local Government Act) Amendment Local Law 2017, as shown in the attachment to the Agenda;
- (2) give state wide public notice stating that:
  1. The City of Cockburn proposes to amend the City of Cockburn (Local Government Act) Local Law, 2000 and that a copy of the proposed local law may be inspected or obtained at any place specified in the notice.
  2. Submissions about the proposed local law may be made to the City before the day specified in the notice, being not less than 6 weeks after the notice is given.
- (3) requires the inclusion of the procedures and guidelines for the amendment of the local law to be presented to Council for consideration of the final adoption; and
- (4) provide a copy of the proposed local law and notice to the Minister of Local Government.

#### COUNCIL DECISION

#### Background

The proposed modifications to the existing Local Law are the subject of this report, to provide guidance on dealing with outdoor dining areas in public places, and to prohibit fishing in natural and constructed wetlands.

Outdoor dining in the City of Cockburn is desirable in order to allow restaurants, cafes and bars to cater for customers in public space outdoor areas adjacent to their food businesses. Typically public spaces such as footpaths and thoroughfares that are under the care and management of the local government are available to adjoin businesses if applications are submitted and approved under relevant local laws and policies.

Currently there are no local law provisions that prevent people from fishing in conservation areas or constructed wetlands and thus the City's Rangers are powerless to prevent fishing from occurring in these areas. There is also the need for the establishment of a no fishing zone along the Coogee Maritime Trail and within and adjacent to the Eco Shark Barrier. The Coogee Maritime Trail artificial reef structures were installed to establish much needed habitat for local fish species as well as providing a recreation and educational resource for the community.

### **Submission**

N/A

### **Report**

#### Purpose

To amend the City of Cockburn (Local Government Act) Local Law, 2000 to include clauses relating to management of outdoor dining areas on public places and provide the City the ability to prohibit fishing in specified areas.

#### Effect

Establish a permit application process for conducting outdoor dining areas on any part of a public place, and provides a provision to prohibit fishing in the City's conservation areas or constructed wetlands.

#### Outdoor eating facilities on public places

Presently, there are three food premises with outdoor dining areas that exist in public and private spaces in the City and it is expected that there will be a growth in the demand for similar facilities as seen in other areas of the Perth Metropolitan area, regional cities and towns.

The City's consolidated local law currently has general provisions to approve and manage activities in public spaces. Specific local law provisions are needed to effectively manage a growth in outdoor dining areas. The general issues that require management include, but are not limited to:

1. Head of authority to legally require outdoor dining applications, grant approvals, set management conditions and create the ability to carry out compliance actions where necessary.
2. Set minimum standards through physical management of footpaths and thoroughfares through adequate traffic and pedestrian safety walkway widths and setbacks from street furniture, kerbs and corner truncation sight lines at road intersections.
3. Address public liability through licence conditions and business owner insurance requirements.
4. Maintain general streetscape appearance and quality of outdoor dining areas.

It is expected that the licencing of outdoor dining areas would be integrated into the Health Services food business annual registration system and be of minimal cost implication.

The recommended cost per outdoor dining area is based on the initial proposal application fee and any annual renewal fee. Individual officer administration and inspection time of approximately one hour for the initial application processing of \$90 and annual renewal of \$45 would apply. Where incidents of non-compliance occur, additional administration time may be incurred. Such as follow up to remind licensees to provide copies of valid insurance.

The recommended fees for the City of Cockburn are:

- Application fee of \$90 plus \$20 per chair; and
- Annual licence renewal fee of \$45 plus \$20 per chair.

Additional fees and charges may occur where an application proposal or existing approval requires works or modifications to the footpath requested by the applicant or permit holder.

By way of comparison in other Local Governments, the fees charged are:

- City of Fremantle charges an annual registration fee of between \$34 to \$104 per sqm of outdoor dining depending on three zones.
- City of Perth charges an initial application processing fee of \$70 and annual renewal fee of \$80-150 per sq. m. of outdoor dining floor space.

- City of Gosnells charges an initial application processing fee of \$124 and annual renewal fee of \$67 plus \$16 per outdoor dining chair.
- City of Vincent does not charge fees and renews the licence every three years.

At present three food businesses conduct an outdoor eating activity and a further ten food businesses are expected to apply for activities in the next 12 months.

The management of public spaces and thoroughfares is the responsibility of the Local Government and specific Outdoor Eating Local Law provisions are necessary to:

1. Require applications for approval from the business;
2. Require a minimum standard of outdoor dining facility;
3. Set licence conditions, any application and annual fees; and
4. Carry out compliance actions where necessary.

Public liability is a critical part of outdoor dining management by the local government in ensuring that the approved business conducting the activity has a valid certificate of currency to ensure adequate insurance cover for any liabilities that may arise from public incident claims on the footpath or thoroughfare.

The City's officers have prepared the attached proposed amendment to the City of Cockburn (Local Government Act) Local Law, 2000, and recommend Council approve the advertisement of the proposed Local Law, and consider the proposed guidelines.

#### Fishing Prohibition in Conservation Areas

A number of our conservation areas contain both natural and artificial waterbodies. Some of these waterbodies contain fish, some introduced and some native. Lake Coogee for example contains silver bream. These fish are an important resource for native wildlife. In recent times it has been noted that people have been fishing using line and nets in Lake Coogee and other natural and constructed wetlands. This can adversely impact on the environment for a number of reasons as well as the amenity of other residents.

Some of these adverse impacts are listed below:

- Trampling of vegetation by people and vehicles
- Littering
- Animals being ensnared in left behind fishing line and hooks
- Adverse impacts on other native animals caused by destruction of habitat
- Introduction of nutrients into the water bodies by use of bait and burley.
- Anti-social behaviour (noise, drinking).

Currently there is no local law provision that prevents people from fishing in conservation areas or constructed wetlands and thus rangers are powerless to prevent fishing from occurring.

There is also the need for the establishment of a no fishing zone along the Coogee Maritime Trail and within and adjacent to the Eco Shark Barrier. The Coogee Maritime Trail artificial reef structures were installed to establish much needed habitat for local fish species as well as providing a recreation and educational resource for the community.

Fishing adjacent or within the areas of the trail and the Eco Shark Barrier has similar impacts to those listed above, however there is also risk of injury to those using these resources. There is potential for people to become ensnared in fishing line, jabbed by hooks or be hit by sinkers while scuba diving and snorkelling and being accidentally injured by spear guns or similar devices. There are also some concerns that the use of burley to attract fish at these sites will also attract larger species such as sharks.

### **Strategic Plan/Policy Implications**

#### **City Growth**

- Ensure planning facilitates a desirable living environment and meets growth targets.

#### **Community, Lifestyle & Security**

- Provide safe places and activities for residents and visitors to relax and socialise.

#### **Economic, Social & Environmental Responsibility**

- Sustainably manage our environment by protecting, managing and enhancing our unique natural resources and minimising risks to human health.

## **Budget/Financial Implications**

The following proposed fees and charges will be introduced:

- Application fee of \$90 plus \$20 per chair; and
- Annual licence renewal fee of \$45 plus \$20 per chair.

Annual monitoring and compliance activities would be performed within the current food business inspection activities and comprise a minor part of the inspections carried out by Environmental Health Officers.

## **Legal Implications**

Section 3.12 of the Local Government Act.

## **Community Consultation**

Once Council resolves to proceed with this matter, an advertisement will be placed in the 'West Australian' newspaper giving notice of Council's intention to make the proposed amendment local law. Interested parties will be able to inspect a copy of the proposed amendment or obtain a copy from Council or from one of the City's Libraries, as mentioned in the advertisement and may make a representation to Council in response to the proposed amendments to the current local laws. The submission period for representations is 42 days from date of the advertisement.

## **Risk Management Implications**

Failure to adopt the recommendations exposes the City to Environmental and Health and Safety risks, as the City does not currently have a legislated method to enforce and deal with outdoor eating areas in public places and fishing in conservation areas and wet lands. Furthermore, if the Local Law is not amended, there would be some inconsistencies in relation to existing practices. This practice needs to be formalised for consistency. Where the City does not adopt specific Local Laws to manage these matters, the City may be held liable in the event of personal injury claims on the footpath, thoroughfare of any other public realm.

## **Attachment(s)**

1. Proposed City of Cockburn (Local Government Act) Amendment Local Law 2017.
2. Guidelines for Outdoor Dining Areas
3. Three maps showing proposed prohibited fishing areas

**Advice to Proponent(s)/Submissioners**

N/A

**Implications of Section 3.18(3) Local Government Act, 1995**

Nil.

**14.2 (OCM 13/07/2017) - PROPOSED CITY OF COCKBURN PARKING AND PARKING FACILITIES LOCAL LAW AMENDMENT NO. 2 2017 (154/006) (R AVARD) (ATTACH).****RECOMMENDATION**

That Council

- (1) pursuant to Section 3.12 of the Local Government Act 1995 proceed to make a Local Law to amend the City of Cockburn Parking and Parking Facilities Local law 2007, as shown on the attachment to the agenda and advertise the proposed amendment for a minimum of six (6) weeks; and
- (2) pursuant to clause 9 (1) of the City of Cockburn Parking and Parking Facilities Local Law 2007 establish parking stations as follows:
  1. Parking Station No. 4 Bibra Lake Reserve Child Playground - Portion of Lot 65L Progress Drive Bibra Lake being the parking areas primarily on the road reserve to the east of Progress Drive and between Hope Road and Gwilliam Drive Bibra Lake.
  2. Parking Station No. 5 City of Cockburn Administration Centre Car Park - Portion of Lot 120 Coleville Crescent Spearwood being the roads and parking areas in the area bounded by Coleville Crescent to the north and east, Rockingham to the west and the private properties to the South of Lot 120 but excluding the parking area leased to the Cockburn Bowling Club.
  3. Parking Station No. 6 Success Recreation and Community Facility Reserve - Portion of Reserve 7756 359 Hammond Road Success the parking areas in the area bounded by Hammond Road to the West lots to the north power lines to the east and Blackford Turn, Columbus Loop and the Success Primary School to the South.

as shown on the plan attached to the agenda.

## COUNCIL DECISION

### Background

The City of Cockburn Parking and Parking Facilities Local Law 2007 gives power for the Council to establish parking stations on land within the District. To date parking stations have been established at the Cockburn Integrated Health/Youth Centre (Parking Station 1), Coogee Beach Reserve (Parking Station 2), and Cockburn ARC (Parking Station 3) where parking is in high demand and there are frequent examples of illegal and dangerous parking.

The establishment of Parking stations allows Council to better control parking through signage and if required at a future date control through restricting the parking period.

### Submission

N/A

### Report

There are a number of larger car parks on Council owned or managed land where cars are being parked dangerously or where infrastructure such as lawns and sprinklers are being damaged. The intent is to create a number of new parking stations to allow the City to more readily control parking on these sites.

Bibra Lake Reserve (portion of lot 65L Progress Drive Bibra Lake) is one of the most popular wetland lakes for visitors in the metropolitan area. Since the establishment of the new Children's Adventure Playground visitors to the area have increased considerably and cars are parking outside of the designated parking areas on grassed verges and footpaths. There are 3 parking areas on the western side of the lake that are proposed to be declared Parking Station being parking station 4.

The City's administration precinct has a significant demand on parking, particularly since the opening the seniors centre. With a significant number of staff moving over to the new depot the parking situation will improve but not to the extent that parking will no longer remain an issue. The Bowling club parking is included in their lease area and

hence it is proposed to leave this area unchanged and not a formal Parking Station.

The Success Recreation and Community Facility complex on Hammond Road (reserve 7756) is very well utilised and parking is in particular demand when there are netball competitions on. There are 2 parking areas on the reserve but only one is well utilised. There have been issues with people parking dangerously on the access roads and areas other than dedicated parking areas. There is evidence that people park illegally even when there are parking bays available a bit further away.

### Purpose

To amend the City of Cockburn Parking and Parking Facilities Local Law 2007 to establish new parking stations to serve:

1. Bibra Lake Reserve (portion of Lot 55L Progress Drive) - Children's Playground.
2. City of Cockburn Administration Centre portion of Lot 120 Coleville Crescent Spearwood.
3. Success Recreation and Community Facility Reserve 7756 Hammond Road.

### Effect

To effectively control the parking for the Bibra Lake Reserve Child Playground, City of Cockburn Administration Centre, and Success Recreation and Community Facility Reserve to allow adequate parking availability for members of public at these facilities.

## **Strategic Plan/Policy Implications**

### **Moving Around**

- Reduce traffic congestion, particularly around Cockburn Central and other activity centres.

### **Community, Lifestyle & Security**

- Provide residents with a range of high quality, accessible programs and services.
- Provide for community facilities and infrastructure in a planned and sustainable manner.

## **Budget/Financial Implications**

Minor signage and advertising will be required which can be funded from current budget allocations.

### **Legal Implications**

Amendments to the Local Laws are in accordance with section 3.12 of the Local Government Act 1995.

### **Community Consultation**

Section 3.12 stipulates the procedure for advertising public comment for a minimum of 6 weeks and subsequent Council consideration for the amendments to the local law to come into effect.

### **Risk Management Implications**

The establishment of a parking station will give the City the legal means to ensure compliance to parking regulations in the carpark and access roads. There is both reputational damage and potential hazards where cars are parking in dangerous locations and or where they damage infrastructure.

### **Attachment(s)**

1. Proposed City of Cockburn Parking and Parking Facilities Local Law Amendment No. 2 2017.
2. Map of proposed parking station areas

### **Advice to Proponent(s)/Submissioners**

N/A

### **Implications of Section 3.18(3) Local Government Act, 1995**

Nil.

## **15. PLANNING AND DEVELOPMENT DIVISION ISSUES**

- 15.1 (OCM 13/07/2017) - PLANNING APPLICATION - TELECOMMUNICATIONS INFRASTRUCTURE - LOCATION: 13 (LOT 62) PORT PIRIE STREET, BIBRA LAKE; OWNER: KEITH GODFREY & MARGARET ANN SULLIVAN; APPLICANT: SERVICE STREAM (052/002, DA17/0110, 6407192) (R TRINH) (ATTACH)**

#### **RECOMMENDATION**

That Council

- (1) grant planning approval for telecommunications infrastructure at 13 (Lot 62) Port Pirie Street, Bibra Lake, in accordance with the attached plans and subject to the following conditions and footnotes.

**Conditions**

1. Development may be carried out only in accordance with the details of the application as approved herein and any approved plan.
2. The premises shall be kept in a neat and tidy condition at all times by the owner/occupier to the satisfaction of the City.

**Footnotes**

1. This is a Planning Approval only and does not remove the responsibility of the applicant/owner to comply with all relevant building, health and engineering requirements of the City, or with any requirements of the City of Cockburn Town Planning Scheme No. 3 or with any requirements of any external agency.
- (2) notify the applicant and those who made a submission of Council's decision.

**COUNCIL DECISION****Background****Site Description**

The subject site is 2,232m<sup>2</sup> in area and consists of a tyre and brake service centre that operates within the existing buildings onsite. Existing telecommunications infrastructure exists in the south eastern corner of the lot. The lot is surrounded by similar sized lots used for predominantly industrial and commercial uses and is approximately 150m from the residential area on the western side of Stock Road in Spearwood.

The proposed development is being referred to Council for determination as staff do not have delegation to determine the application as objections were received during the public consultation period.

## **Submission**

N/A

## **Report**

### Proposal

The telecommunication infrastructure is proposed to be added to the existing lattice tower that has been in place since 1994. The existing lattice tower is located behind the existing buildings in the south eastern corner of the lot and is 38.88m tall with antennas that extend up to 38.92m.

The proposed telecommunications infrastructure consists of extending the existing 38.88m high lattice tower that includes the removal of three existing Optus antennas and the installation of:

- 4.72m extension to the top of the existing tower with triangular headframe (43.60m total height) (to match existing colour);
- Three panel antennas; and
- Nine remote radio units.

An Electro Magnetic Emissions (EME) report dated 07/12/2016 was supplied with the application which demonstrated that the maximum EME level calculated for the existing systems at this site is 4.47V/m; equivalent to 53.033mW/m<sup>2</sup> or 0.76% of the public exposure limit, while the proposed systems at this site is 5.12V/m; equivalent to 69.56mW/m<sup>2</sup> or 1.062% of the public exposure limit (Attachment 8).

### Planning Framework

#### *Metropolitan Region Scheme (MRS)*

The subject site is zoned 'Industrial' under the Metropolitan Region Scheme (MRS) and the proposal is consistent with this zone.

#### *Local Planning Scheme No. 3 (LPS 3)*

The lot is zoned 'Mixed Business' under the City of Cockburn's Local Planning Scheme No. 3 (LPS 3).

The objective of the 'Mixed Business' zone under LPS 3 is to:

*"provide for a wide range of light and service industrial, wholesaling, showrooms, trade and professional services, which, by reason of their scale, character, operation or land requirements, are not generally appropriate to, or cannot conveniently or economically be accommodated within the centre or industry zones."*

'Telecommunications Infrastructure' is defined by LPS 3 but not listed in the zoning table. Therefore the use is considered a 'use not listed' and is considered an 'A' use (discretionary subject to advertising) and is generally not permitted unless the local government has exercised its discretion and has granted planning approval after giving special notice in accordance with clause 64(3) of the deemed provisions within the *Planning and Development (Local Planning Schemes) Regulations 2015*. Therefore the proposal is capable of approval under LPS 3.

*State Planning Policy 5.2 – Telecommunications Infrastructure (SPP 5.2)*

The intention of SPP 5.2 is to balance the need for telecommunications infrastructure with the visual character of local areas. The proposed development is not considered a 'low-impact facility' and therefore requires planning approval under the *Commonwealth Telecommunications Act 1997*.

SPP 5.2 notes that telecommunications infrastructure is generally located at high points to be effective. This means that these structures are likely to be visible to the public. SPP 5.2 requires assessment of the benefit of improved telecommunications services balanced with the visual impact on the surrounding area.

The policy measures of SPP 5.2 consider the following criteria:

- Context
- Visual impact
- Social/Cultural heritage impact
- Height
- Materials/Colours
- Environment
- Network coverage
- Co-location of infrastructure.

Consultation

*Neighbour Consultation*

The proposal was advertised via mail-out to 81 nearby landowners potentially affected by the proposal in accordance with the requirements of LPS 3. The proposal was also advertised on the City of Cockburn website. A total of 3 submissions were received, 1 indicating no objection and 2 objecting to the proposal. Both objections came from Spearwood residents located on the western side of Stock Road.

The main issues raised during consultation include:

- Impact on visual amenity;
- Proximity to residences;
- Health concerns and risks; and
- Access.

### Planning Considerations

LPS 3 and SPP 5.2 allow for telecommunications infrastructure to be developed on this lot if the benefits of improved telecommunications services are balanced with the visual impact on the surrounding area.

### *Context*

The area consists of lots greater than 2000m<sup>2</sup> and used predominantly for industrial and commercial purposes. The subject site consists of a single storey office with an attached workshop. Surrounding development in the area generally consists of single or double storey industrial style buildings and the existing telecommunications infrastructure on the lot greatly exceeds the tallest structure in the surrounding area.

The aesthetics of the area would likely be further disrupted by the proposed telecommunications infrastructure but is unlikely to appear out of place given the existing tower. Telecommunications infrastructure is a use that can be considered within the Mixed Business zone but the impact of such development can only be measured by those directly impacted within close proximity of the development.

### *Visual Impact*

The proposal would be visible from most properties throughout the local area. The scale of the development would result in the views from the surrounding Mixed Business zoned lots and Malabar Park being further obstructed by the telecommunications tower that protrudes well above trees and other structures in the area. Malabar Park is used for BMX racing with audiences directed towards the racing track and away from the tower. Some existing mature vegetation between Fitzwater Way and Stock Road currently screens the tower from view but the proposed development will still be visible from some residences in the residential area west of Stock Road. Residences west of Fitzwater Way are unlikely to be visually impacted by the proposed development due to the natural slope of the land.

Two objections were received due to the visual obtrusion of the proposed development. The existing telecommunications infrastructure is currently visible from some residences and the proposed 4.68m

vertical extension is not considered to cause an unreasonable visual impact greater than the existing visual impact. The proposed development is approximately 150m east of the nearest residential lot and therefore the 4.68m vertical extension would appear minimal from this distance.

#### *Social/Cultural Heritage Impact*

The proposal, if approved is not likely to cause a detrimental impact on any social or cultural heritage matter and therefore in this instance, this consideration is not applicable.

#### *Height*

The additional 4.68m is a 12% increase in the total height of the existing tower. The proposed addition will result in the tower continuing to protrude well above most structures in the area and is required to provide maximum coverage. The height is necessary for telecommunications infrastructure because they should be above any obstructions to operate effectively. In relation to the purpose of the infrastructure proposed, the height is consistent with most other telecommunications infrastructure and is considered reasonable given the optimal requirements for telecommunications infrastructure to operate as mentioned in SPP 5.2.

#### *Materials/Colours*

The materials and colours of the telecommunications infrastructure are proposed to match the existing lattice tower and attached infrastructure. If Council approves the proposal, the colours would be appropriate in order to best reduce the impact of the proposal on the landscape.

#### *Environment*

The proposed additions to the existing telecommunications infrastructure would not result in any additional loss of vegetation. Therefore, the proposal if approved is unlikely to cause any significant environmental impacts.

#### *Network Coverage*

The proposed telecommunications infrastructure was identified by the applicant to be necessary to improve mobile phone coverage in the area and along main traffic corridors. Upgrading existing infrastructure is considered necessary as new technology becomes available to provide high speed network access and cater for the growing demand.

### *Co-location of Infrastructure*

The assessment criteria for all planning applications are conducted on a case by case basis. However, SPP 5.2 requires that telecommunications infrastructure be co-located with other carriers where possible. The existing infrastructure is currently occupied by Optus, Vodafone, Telstra and Vivid Wireless. The proposed telecommunications infrastructure will continue to be a co-location of carriers and therefore consistent with SPP 5.2.

### Non-Planning Matters Raised

#### *Health Concerns*

Health concerns and risks were raised as a concern for residents who lodged objections. The applicant provided an EME report dated 07/12/2016 found on the Radio Frequency National Site Archive website (<http://www.rfnsa.com.au>) demonstrated a maximum EME level calculated for the proposed systems at this site as 5.12V/m; equivalent to 69.56mW/m<sup>2</sup> or 1.062% of the public exposure limit (Attachment 8).

The acceptable EME levels are required to comply with the Australian Communications and Media Authority (ACMA) *Radio communications Licence Conditions (Apparatus Licence) Determination 2003*. The Australian Radiation Protection and Nuclear Safety Agency (ARPANSA) is the Commonwealth agency that measures and limits the EME levels for human exposure to radiofrequency and therefore local planning controls should not address health or safety standards for telecommunications infrastructure.

#### *Distance from Dwellings*

The distance of the proposal from houses was also raised during consultation. However, there is no prescribed distance of telecommunications infrastructure to dwellings within SPP 5.2 which specifically states that buffer zones or setback distances should not be included as a planning control contained in Local Planning Schemes or Local Planning Policies. In any case the distance between the existing and proposed tower is considered reasonable with regards to amenity.

#### *Access*

Access to and from the telecommunications infrastructure should be through the subject site via Port Pirie Street. Any other form of access would need to be privately arranged with the surrounding land owners.

## Conclusion

Telecommunications infrastructure is considered necessary in appropriate locations to provide an expected level of network services and is likely to be visible to the public. Two of the 81 nearby landowners that were consulted provided objections to the proposal based on a negative impact on amenity. The location of the proposal in the Bibra Lake Mixed Business zone is considered appropriate and is unlikely to unreasonably impact on the amenity of nearby residents.

Therefore the benefits of improved telecommunications services to the local area appear to be balanced with the visual impact on the area and it is therefore recommended that Council approve the application subject to conditions.

## **Strategic Plan/Policy Implications**

### **City Growth**

- Ensure planning facilitates a desirable living environment and meets growth targets.

### **Community, Lifestyle & Security**

- Provide for community facilities and infrastructure in a planned and sustainable manner.
- Advocate for improvements to information technology infrastructure such as the NBN rollout.

### **Economic, Social & Environmental Responsibility**

- Create opportunities for community, business and industry to establish and thrive through planning, policy and community development.
- Sustainably manage our environment by protecting, managing and enhancing our unique natural resources and minimising risks to human health.

## **Budget/Financial Implications**

Should the applicant lodge a review of the decision with the State Administrative Tribunal, there may be costs involved in defending the decision, particularly if legal counsel is engaged.

## **Legal Implications**

Nil.

## Community Consultation

The application was advertised to 81 nearby landowners in accordance with clause 64(3) of the deemed provisions within the *Planning and Development (Local Planning Schemes) Regulations 2015*. A total of 3 submissions were received during the advertising period. See Consultation section of the report above.

## Risk Management Implications

Should the applicant lodge a review of the decision with the State Administrative Tribunal, there may be costs involved in defending the decision, particularly if legal counsel is engaged.

## Attachment(s)

1. Site Map
2. Site Plan
3. Site Layout and Set-out Plan
4. Elevation Plan
5. Antennas Plan
6. Photo Montage 1
7. Photo Montage 2
8. Electro Magnetic Emissions Report

## Advice to Proponent(s)/Submissioners

The Proponent(s) and those who lodged a submission on the proposal have been advised that this matter is to be considered at the 13 July 2017 Ordinary Council Meeting.

## Implications of Section 3.18(3) Local Government Act, 1995

Nil.

### 15.2 (OCM 13/07/2017) - PLANNING APPLICATION – RETROSPECTIVE HARDSTAND (DOMESTIC STORAGE) AND PROPOSED SEA CONTAINER - LOCATION: 73 (LOT 14) COLLIS ROAD, WATTLEUP - OWNER/APPLICANT: A SKENDER (DA17/0326 & 052/002) (D J VAN RENSBURG) (ATTACH)

#### RECOMMENDATION

That Council

- (1) grant planning approval for a retrospective Hardstand (Domestic Storage) and proposed Sea Container at 73 (Lot 14) Collis Road Wattleup subject to the following conditions and footnotes:

Conditions

1. Development shall be carried out only in accordance with the details of the application as approved herein and any approved plan. This includes the use of the land. In the event it is proposed to change the use of the subject site, a further application needs to be made to the City for determination.
2. The proposal shall be modified and implemented in accordance with the amendments marked in red on the approved plans, within 90 days of the approval date.
3. The proposed sea container shall be located behind the dwelling on-site and shall be set back from the side and rear boundary to the satisfaction of the City.
4. The proposed sea container shall be screened from view of the street, and adjoining properties to the satisfaction of the City.
5. The proposed sea container shall be painted in a colour that is similar to or complementary to the colour of existing buildings on the property, or the prevailing landscape and/or upgraded to the satisfaction of the City.
6. Landscaping shall be installed in the landscaping strips within the hardstand area to the satisfaction of the City.
7. The sea container shall not be used for any commercial, industrial or habitable purposes.
8. All items stored on site shall be solely for rural, domestic or any other approved or permitted purposes that are directly related to the subject land only.
9. The premises shall be kept in a neat and tidy condition at all times by the owner/occupier to the satisfaction of the City.
10. All stormwater shall be contained and disposed of on-site to the satisfaction of the City.
11. No wash-down of plant, vehicles or equipment shall be permitted on the premises.

Footnotes

1. This is a Planning Approval only and does not remove the responsibility of the applicant/owner to comply with all relevant building, health and engineering requirements of the City, with any requirements of the City of Cockburn Local Planning Scheme No. 3, or the requirements of any other external agency.
  2. With regard to Condition 3, the setback provisions require setback distances of at least 10 metres from any lot boundary and 20 metres from any road reserve.
  3. With regard to Condition 10, the City requires the onsite storage capacity be designed to withstand a 1 in 100 year storm.
- (2) advise the applicant and those who lodged a submission of its decision.

**COUNCIL DECISION**

**Background**

Site Description

The subject site is 1.0674ha in area and is located within the rural zone in Wattleup. The site is relatively flat and has a single house fronting Collis Road, from which it gains access. Several outbuildings are located behind the house and towards the centre of the site, including bird cages for which planning approval had been obtained in 2015. The eastern half of the site is generally vacant with several mature trees.

The area provides an interface between the future Latitude 32 industrial area to its west and the central wetlands system to its east. The subject site is generally surrounded by land occupied by rural residences with outbuildings. Some of these properties are largely cleared from vegetation whilst others are sparsely vegetated with scattered trees or densely vegetated with large patches of mature vegetation.

The site is currently being used for residential purposes, a hobby farm and storage purposes (hardstand). The hardstand measures approximately 1650m<sup>2</sup> (15% of the total site area) and is the subject of a compliance matter, hence the application for development approval, the subject of this report.

## **Submission**

Nil

## **Report**

### Proposal

The applicant is seeking retrospective planning approval of the existing 1650m<sup>2</sup> hardstand area to be used for storage. The proposal also includes the planting of at least 6 olive trees within the area to break up the hardstand and to provide shade. Approval is also sought for a sea container to be located adjacent to the northern boundary.

The applicant advises that the hardstand is associated with the existing hobby farm with bird cages and storage for personal use. The applicant also advises that the sea container is to be used to store grain for the hobby farm to prevent vermin from contaminating the grain. There are currently sheep, emus, chickens and birds being kept on the property.

### Planning Framework

#### *Zoning and Use*

The site is zoned 'Rural' in the Metropolitan Region Scheme (MRS) and 'Rural' in the City's Local Planning Scheme No.3 (LPS 3). The objective of the zone is:

*'To provide for a range of rural pursuits which are compatible with the capability of the land and retain the rural character and amenity of the locality.'*

Under the 'Rural' zone, 'Storage Yard' is listed as an 'A' use in accordance with Table 1 – Zoning Table, which means the City is not to grant approval unless it was advertised in accordance with Clause 64 of the *Planning and Development (Local Planning Schemes) Regulations 2015*.

Storage Yard is defined as:

*‘Premises used for the storage of goods, equipment, plant or materials.’*

The proposal is therefore capable of approval by Council.

#### *Local Planning Policy 5.8 (LPP 5.8) – Sea Containers*

In accordance with LPP 5.8, one Sea Container (up to 6m) may be approved on ‘Rural’ zoned land, subject to several other conditions including minimum setback requirements and screening.

#### Consultation

The proposal was advertised to neighbouring properties in accordance with the requirements of LPS 3. A total of four submissions were received consisting of two objections (one with no reasons), one letter of support and one non-objection.

The objection containing reasons can be summarised as follows:

- The size of the hardstand is deemed excessive and should be screened by a 2 metre high brick fence at the expense of the applicant.
- The location of the sea container being too close to the boundary and detracting from the amenity of neighbours. A suggestion was made that the sea container be relocated to the southern boundary. Concerns were raised about the industrial appearance of the sea container in relation to clients visiting the adjacent site to the north (which operates an approved caravan and motor homes storage yard).
- Concerns about the levels of the existing hardstand area.

Several other reasons were made in the one objection in relation to this property which is not directly related to this application. These include claims of motor vehicle wrecking/repair, storage of rubbish and disused stored material, unauthorised outbuildings, dog breeding and concerns about the number of pigeons being kept on the property.

It is noted that the City’s Compliance Officers have previously investigated these claims and have determined these claims to be unfounded.

## Planning Considerations

### *Hardstand*

It may be reasonable for a small area of hardstand associated with the use of the property as a hobby farm and some personal storage to be retained on the property. However, the existing area of hardstand that has been installed without approval is excessive and unreasonable for these purposes. The proposed six holes for the planting of six olive trees within the large existing hardstand area are not sufficient.

It is suggested that, should Council approve the application, a condition could be imposed requiring the area of the hardstand being reduced by removing sections of the asphalt and providing larger areas of landscaping. Breaking up the vast hardstand area with additional landscaping will restore some rural amenity to the area that was lost when this area was cleared and asphalted. It will also reduce the likelihood of the area being used for commercial storage purposes.

A two metre high brick fence being installed along a large section of the northern boundary as suggested during consultation by one submitter is not deemed an appropriate option for a rural setting. However given the non-rural nature of the hardstand, the requirement to install some screening is reasonable, ensuring that the hardstand area is not particularly visible from the two neighbouring properties and the street. Should Council approve the application, a condition could be imposed requiring this.

### *Sea Container*

One sea container on site is reasonable in association with the Hobby Farm use. The location of the sea container which is proposed close to the northern boundary is not considered to impact on the amenity of the adjoining residents as it is adjacent to the large shed buildings approved for caravan storage (not the dwelling or outdoor living areas) to the north. The sea container can be located in the proposed location if the landowner applied for a deviated fire break application with the City. Notwithstanding this, to address a concern raised in the objection received by the City, it is recommended that the sea container be setback 3m from the northern boundary.

Whilst the sea container is longer than the 6 metres permitted under LPP 5.8 (the proposed sea container is 12m in length), it is considered that the sea container is located far from the primary street. Should Council resolve to approve the proposal, appropriate conditions can be applied to ensure the sea container accords with LPP 5.8 including an increased setback from the northern boundary and screening to provide a buffer effect to the northern property.

### Conclusion

The application for the retrospective hardstand (Storage Yard) and proposed sea container is supported, subject to the area of the existing hardstand being reduced and a 3 metre setback of the proposed sea container to be imposed with specific screening requirements.

The development is deemed generally compliant with all other relevant scheme and local planning policy provisions and is not considered to have a detrimental impact on the amenity.

### **Strategic Plan/Policy Implications**

#### **City Growth**

- Ensure planning facilitates a desirable living environment and meets growth targets

#### **Economic, Social & Environmental Responsibility**

- Create opportunities for community, business and industry to establish and thrive through planning, policy and community development

### **Budget/Financial Implications**

N/A

### **Legal Implications**

N/A

### **Community Consultation**

The application was advertised to neighbouring properties for a minimum period of 21 days until 19 June 2017. Four submissions were received during this period, two of which were objections (one with no reasons).

### **Risk Management Implications**

There is a low risk that should Council approve the proposal, the hardstand area will be used for commercial storage purposes which may detract from the amenity of the area.

Should the applicant lodge a review of the decision with the State Administrative Tribunal there may be costs involved in defending the decision, particularly if legal counsel is engaged.

**Attachment(s)**

1. Location Plan
2. Site Plan

**Advice to Proponent(s)/Submissioners**

The Proponent(s) and those who lodged a submission on the proposal have been advised that this matter is to be considered at the 13 July 2017 Ordinary Council Meeting.

**Implications of Section 3.18(3) Local Government Act, 1995**

Nil.

**15.3 (OCM 13/07/2017) - FURTHER FIVE YEAR TERM FOR LEASE FOR NAVAL BASE SHACKS RESERVE 24308 (046/001) (L GATT) (ATTACH)**

**RECOMMENDATION**

That Council consent to a further term of five years for the leases of the Naval Base Shacks Reserve (Reserve 24308 at Lot 373 Cockburn Road) on the same terms and conditions commencing on 1 September 2017 subject to the following:

1. Any lessee that does not comply with instructions from the City to address planning or building compliance issues by the expiry of the current term (31 August 2017), be placed on the month by month "Holding Over" provision for a period of up to 12 months.
2. As soon as any lessee who has been placed on the month by month "Holding Over" provision as detailed under point 1 above addresses the planning or building compliance issues to the satisfaction of the City, they be offered a new lease for the remainder of the further term as specified in point 1 above.
3. If a lessee does not address the planning or building compliance issues to the satisfaction of the City within 12 months of the further term (i.e. by 1 September 2018), the associated lease being declared in default and not given an extension due to the breach of lease represented by the unlawful works.
4. Any lessee who is in arrears with their lease payments at the time of the expiry of the current term (31 August 2017), be placed on the month by month "Holding Over" provision for a period of up to 12 months.

5. As soon as any lessee who has been placed on the month by month "Holding Over" provision as detailed under point 4 above addresses the lease payments in arrears amount, they be offered a new lease for the remainder of the further term as specified in point 1 above.
6. If a lessee does not address the lease payments in arrears amount to the satisfaction of the City within 12 months of the further term (i.e. by 1 September 2018), the associated lease being declared in default and not given an extension due to the failure to pay the lease fee.
7. Any lessee who has not provided an up to date certificate of currency for their public liability insurance by 31 August 2017, their lease extension be subject to the additional payment of \$1000 to the City to cover the City's costs in taking out an appropriate form of public liability insurance on their behalf.

#### **COUNCIL DECISION**

#### **Background**

Council endorsed the preparation of leases for all Naval Base Shacks on Reserve 24308 on 10 May 2012. This decision was essentially based on a five year initial term, with a further five year term at the Council's discretion. As the initial five year term is coming to an end on 31 August 2017, the City is now required to contemplate the granting of the further five year term.

The shacks continue to operate according to the endorsed Management Plan, and are a well utilised and enjoyed community asset. The City's management of the shacks continues to be effective, and there is no reason for which the consideration of a further five year term ought not to be granted. The officer recommendation does however identify that outstanding planning/building compliance issues, or outstanding lease fees, must be addressed before a new term is granted to those lessees who find themselves in either situation. It is recommended such lessees be kept on the month by month holding over clause of the current lease for up to 12 months, and only be

granted the further term if they address such compliance issue / outstanding rent within that 12 months. If they don't, such leases would be defaulted and would cancel at 31 August 2018. There is also a provision to impose a fee on those lessees who have not produced an up to date public liability insurance certificate, to cover the costs of the City taking this out on their behalf.

### **Submission**

N/A.

### **Report**

The City wrote to all lessees on 1 March 2017 advising that a further five year term of the leases at the Naval Base Shacks will be considered by Council prior to the expiry of the current term on 31 August 2017. The letter included advice that every lessee is required to provide the City in writing at least three months prior but not earlier than six months prior that they wish to take up the option of a further five year term. A template notice was included in the letter for the lessees to complete and return. With the majority of lessees indicating their desire to be given the further five year option, this report now deals with the consideration of such.

### **Background**

Reserve 24308 is an A Class reserve and the land is owned by the Crown. The Department of Lands (DoL) represents the Crown and consents to every lease of the Naval Base Shacks. This consent has recently been delegated to the City, subject to compliance with the conditions of the management order. The City of Cockburn ("City") has a Management Order for Reserve 24308 for the purposes of 'Recreation and Camping', with the power to lease for a period of 21 years.

Reserve 24308 has 176 shacks located on it, all comprising a relatively similar, modest design comprising generally lightweight materials. They are recognised for local heritage area significance, with the uniformity of scale giving the place significant aesthetic appeal, especially when combined with their coastal setting. Naval Base Shacks are also a good example of holiday camps which used to exist along the Western Australian coastline but have disappeared in the face of development. The social value for families holidaying at the location since the 1930s contributes significantly to its heritage importance. It is a well-managed site, and highly prized by the community who access it. This includes shack lessees as well as general visitors to the site to enjoy the beach and coastal amenity.

The Naval Base Shacks are the only shacks in existence within the Perth Metropolitan Region. Following an enquiry into Shack sites in Western Australia the State Parliamentary Report by the Standing Committee on Environment and Public Affairs "Shack Site in Western Australia" (April 2011) recommended that the City should formalise the arrangements and prepare a Management Plan for the future management of the Naval Base Shacks on Reserve 24308.

In March 2014 Council endorsed the Management Plan for Naval Base Shacks which included recommendations for future upgrades to the Reserve. Some of the items that have been fulfilled are:

- Road line marking
- Solar street lighting
- New stairs for the both beach accesses
- Drainage improvements
- Fire Hydrant compliance review
- Repainted the walls and ceilings of both toilet blocks where required
- Minor plumbing fixtures, taps and pipes have been repaired/replaced.

It is planned that both the northern and southern ablution blocks will be refurbished during the 17/18 budget year; this will include re-tiling and new fittings. Quotes are currently being sourced and the estimated budget will be \$70,000.00.

An updated Geotechnical Report on the cliff-face status back to the western road edge will be undertaken in the next twelve months. Some depressions / soil collapses have occurred since the last Geotechnical report was undertaken; with these being addressed and fixed immediately. Any issues that are found from any future review will be resolved as recommended. Safety being the highest priority.

A formal Lease Agreement was introduced in August 2012 which has improved the ability to administer the shack sites. The Lease Agreement is due to expire in August 2017 and provides the lessees with the opportunity of an option for a further five years at the absolute discretion of Council subject to:

- (a) all consents and approvals required by the terms of this Lease or at law have been obtained;
- (b) there is no subsisting default by the Lessee at the date of service of the Notice in:
  - (i) the payment of Amounts Payable; or

- (ii) the performance or observance of the Lessee's Covenants.

The City wrote to all lessees on 1 March 2017 advising that a further five year term of the leases at the Naval Base Shacks will be considered by Council in the near future. The City provided a template notice to take up the further term of five years so that Lessees could complete and execute the form which was to be returned to the City's office by 31 May 2017. The City has received copies of the completed notices from the majority of lessees and a reminder was posted to the remaining lessees who have not responded on 21 June 2017.

A template for the Deed of Extension document will be prepared by the City's solicitors at an estimated cost of \$2,500.00. This cost is to be shared between each of the lessees that take up the second term which is estimated at \$20.00 each.

A requirement of the Lease Agreement is that the shacks can only have solar or wind power, no generators are permitted. Recently it was noted that a number of Lessees were running long extension cords to the unused laundry building for their power supply. Due to the danger of this practise the City has been forced to disconnect the power supply to the unused laundry. Timers for the power in the two ablution blocks will be considered if the abuse of the power continues. Again this is a clear safety issue, and something that the City has continually educated to shack lessees.

The City regularly monitors the outstanding lease payments. Following several letters and phone conversations we have recently had to seek the assistance of McLeods (the City's solicitors) to recover outstanding lease fees from 20 lessees. Two of the lessees have continued to not pay their outstanding lease fees. One case has proceeded to the Fremantle Magistrates Court where the Magistrate found in the City's favour and cancelled the lease and ordered the lessee to pay the City's costs. The City is currently working with the second lessee to try to resolve these matters. Most other lessees with outstanding lease fees are on payment plans, some comply with the terms and others are difficult to manage. This continues to be an ongoing concern.

The provision of proof of the lessee's public liability insurance is a requirement of the lease agreement (a lessee covenant). Most lessees comply with the request to provide a copy of their certificate of currency however some continue to fail to provide it. It would lessen the City's risk if the City undertook to take out the public liability insurance on behalf of these few lessees at the cost of the lessee. It is recommended that the City take out the public liability insurance on behalf of the lessees and charge a fee of \$1000.00 to fulfil this requirement. This covers the estimated cost of insurance (\$500.00 per shack), plus administration costs (\$500).

There are many complexities to the management of the Naval Base Shacks which have improved since the introduction of the new lease which included statutory processes. The new management regime includes the required statutory process for planning and building approvals.

Inspections are carried out on an annual basis by the City's Health Department; the inspections are for safety and to identify if any additions or renovations have been carried out on the shacks in the past twelve months. Compliance action has been undertaken each year as a result of the inspections.

Following the inspections by the City's Health Department in April 2017 a total of 27 compliance letters were sent on 29 May 2017 to the lessees of the shacks that have been identified as being non-compliant. Some shacks have been invited to lodge a retrospective Development Application (DA) which will then overflow to Building Compliance for retrospective Building Approval Certificate (BAC). Other extensions and unapproved works on shacks cannot be supported and the lessees have been requested to remove the unauthorised structure(s).

All lessees have been advised previously that if their shack is found to have had unapproved additions or works and the lessee chooses to not comply with the compliance notices, that they are unlikely to be granted their option of the further five year term. To date four lessees have complied with the notices the status of the remainder of compliance issues are detailed in Attachment 1.

The shack lessees that have failed to comply with the requirements of the compliance notices are unable to be offered the further five year term as they are in breach of a lessee's covenant. It is requested that Council consent to these lessees being advised that their lease is operating under a monthly tenancy on the same terms and conditions of the expired lease (Holding Over) for a maximum period of twelve months to provide them the opportunity to remedy their non-compliance. If at the end of this twelve month period the lessee has still not complied with notice the lease will come to an end or if they have complied they will be offered a lease for the remainder of the five year term.

A consideration for the future of the shacks located on Reserve 24308 is the likelihood of the outer harbour being located within the broader locality.

Previous planning involved over 50 studies over several decades which resulted in the offshore island being the preferred proposal. This preferred location was announced nearly ten years ago.

The City understands that the State Government will soon embark on a new planning process to consider the most optimal configuration for the harbour, freight handling elements, intermodal terminal and associated transport links.

If the State were to require the land where the Naval Base shacks are located because of any future outer harbour, the current lease contains a six month break clause which is to the benefit of the State Government. Clause 21 stipulates that the lease may be terminated by the Minister for Lands for any reason upon six months' notice and no compensation or other consideration will be payable.

Although the future of the shacks may in the distant future be under some degree of uncertainty from an outer harbour development, at this time, this is unknown and subject to further planning and consultation. It appears this will extend well beyond the current five year term being contemplated in this report. Therefore it is recommended that the lessees who are not in default of their leases be granted a further five year term from 1 September 2107 expiring on 31 August 2022.

Those lessees that do not have compliant shacks and have failed to comply with the statutory notices or those who have not paid outstanding invoices, be advised that their lease is operating under a monthly tenancy on the same terms and conditions of the expired lease (Holding Over) for a maximum period of twelve months to provide them the opportunity to remedy their non-compliance. If at the end of this twelve month period the lessee has still not remedied their breach the lease will come to an end.

Those lessees that have not provided a copy of their current public liability certificate of currency be advised that the City will take out the insurance on their behalf and charge them the cost of the public liability insurance plus an administration fee – totalling \$1,000.00.

### **Strategic Plan/Policy Implications**

N/A

### **Budget/Financial Implications**

N/A

### **Legal Implications**

Advertising under Section 3.58 of the Local Government Act 1995 will not be required as the land has already been disposed of and advertised with the original leases.

### **Community Consultation**

All lessees have been advised that the future of the further five year term will be considered at the 13 July 2017 OCM.

### **Risk Management Implications**

The risk of a lessee not having Public Liability Insurance needs to be resolved either by the City taking out the insurance on their behalf at their cost or the lessee not being offered the further five year term and their lease coming to an end. The City paying on their behalf creates the risk of the lessee not paying the fees which could result in their lease being cancelled which is also a costly exercise.

The risk of cliff collapse is investigated and reported and appropriate action taken every five years. Any reported issues are dealt with at the time of report.

The risk that the State Government may in the future require the land and no compensation will be payable has been recognised in the lease agreement.

The management of the shacks continues to be assessed on a risk basis analysis as many of the structures do not comply with modern statutory requirements however as much as possible the shacks are being brought into compliance.

### **Attachment(s)**

Compliance Table

### **Advice to Proponent(s)/Submissioners**

The lessees, subject to the proposal, have been advised that this matter is to be considered at the Ordinary Council Meeting on 13 July 2017.

### **Implications of Section 3.18(3) Local Government Act, 1995**

N/A.

**15.4 (OCM 13/07/2017) - CONSIDERATION TO INITIATE PROPOSED SCHEME AMENDMENT NO. 125 – LOCATION: LOT 8 ROCKINGHAM ROAD, SPEARWOOD – OWNER: STATE OF WA (DEPARTMENT OF LANDS) – APPLICANT: VERIS (109/125) (T VAN DER LINDE) (ATTACH)**

**RECOMMENDATION**

That Council

- (1) in pursuance of Section 75 of the *Planning and Development Act 2005* (“Act”), initiate Amendment No. 125 to City of Cockburn Town Planning Scheme No. 3 (“Scheme”) for the purposes of:
  1. Reclassifying Lot 8 (on Plan 3176) Rockingham Road, Spearwood from ‘Public Purpose - Police Station’ local reservation to ‘Residential’ zone with an R40 density code.
  2. Amending the Scheme Map accordingly.
- (2) note the amendment referred to in resolution (1) above is a ‘standard amendment’ as it satisfies the following criteria of Regulation 34 of the *Planning and Development (Local Planning Schemes) Regulations 2015*:
  - (b) *an amendment that is consistent with a local planning strategy for the scheme that has been endorsed by the Commission;*
  - (e) *an amendment that would have minimal impact on land in the scheme area that is not the subject of the amendment, and*
  - (f) *an amendment that does not result in any significant environmental, social, economic or governance impacts on land in the scheme area.*
- (3) upon preparation of amending documents in support of resolution (1) above, determine that the amendment is consistent with Regulation 35 of the *Planning and Development (Local Planning Schemes) Regulations 2015* and the amendment be referred to the Environmental Protection Authority (“EPA”) as required by Section 81 of the Act, and on receipt of a response from the EPA indicating that the amendment is not subject to formal environmental assessment, be advertised for a period of 42 days in accordance with the Regulations.

## COUNCIL DECISION

### Background

Lot 8 (on Plan 3176) Rockingham Road, Spearwood ("subject land") is bound by Rockingham Road to the west, Newton Street to the north and Pepys Court to the east (Attachment 1 – Location Plan refers).

The subject land was formerly used by the WA Police Department (Spearwood Branch) who occupied the two existing converted dwellings and outbuildings, and is currently reserved under the City of Cockburn Town Planning Scheme No. 3 ("TPS 3") for this former purpose.

Since the opening of Cockburn Police Station in Cockburn Central, the use of the subject land by the WA Police Department is advised as no longer required. That is, the land and its associated infrastructure has been deemed surplus to need, and the State Government now seek to make the land available for sale and redevelopment.

Before this occurs, the land is required to be rezoned and appropriately coded, to facilitate a form of redevelopment that is compatible with its context. This is proposed by this Scheme amendment.

### Submission

Veris have lodged the Proposed Scheme Amendment on behalf of the State of Western Australia (Department of Lands), the landowner of the subject land.

### Report

The subject land is 2529m<sup>2</sup> and is zoned 'Urban' under the Metropolitan Region Scheme ("MRS"), and reserved as 'Public Purpose – Police Station' under TPS 3.

The Proposed Scheme Amendment seeks to reclassify the land from 'Public Purpose – Police Station' to 'Residential' now that the use of the land as a police station is no longer required, to allow the land to be developed for an appropriate purpose. The Proposed Scheme Amendment is depicted at Attachment 2.

The majority of land surrounding the subject land and within the wider locality is zoned 'Residential' under TPS 3 with densities varying from R20 to R40. Residential land use is appropriate in this location and is consistent with the broader land use objectives and strategies for the locality. Land to the south and east of the subject land is coded R20. Land to the west across Rockingham Road is coded R30. Land to the north across Newton Street is coded R40.

The proposed R40 coding at the subject land reflects the existing R40 coding of lots on the northern side of Newton Street and results in a consistent built form on either side of Newton Street, fronting Rockingham Road. Furthermore, given the location of the subject land along Rockingham Road being a relatively major arterial route, with a high frequency bus stop located adjacent to the subject land, as well as the close proximity of the subject land to a number of community facilities and parks including Edwardes Park, Watsons Oval, Newton Primary School, Spearwood Alternative School and Stargate Shopping Centre, the proposed R40 coding of the subject land is appropriate.

Access to future development at the subject land can be obtained from Rockingham Road, Newton Street and/or Pepys Court. Potential future residential development at an R40 density would have minimal impact on the existing local road network or traffic volumes.

Thus, the Proposed Scheme Amendment is unlikely to have a significant impact on existing residents within the locality in terms of traffic or streetscape amenity. The Proposed Scheme Amendment seeks to facilitate redevelopment of the subject land for residential uses, compatible with existing land uses in the vicinity, rather than the land and existing structures remaining vacant and potentially becoming dilapidated over time. Thus, it is recommended that the City initiate the Proposed Scheme Amendment No.125.

## **Strategic Plan/Policy Implications**

### **City Growth**

- Ensure planning facilitates a desirable living environment and meets growth targets
- Continue revitalisation of older urban areas to cater for population growth and take account of social changes such as changing household types
- Ensure a variation in housing density and housing type is available to residents

## **Budget/Financial Implications**

The Scheme Amendment fee for this proposal has been calculated in accordance with the *Planning and Development Regulations 2009*, including the cost of advertising.

The subject land is located within Developer Contribution Area 13 ("DCA 13"), which requires contributions towards Community Infrastructure within the City of Cockburn.

## **Legal Implications**

*Planning and Development Act 2005*

City of Cockburn Town Planning Scheme No. 3

*Planning and Development (Local Planning Schemes) Regulations 2015.*

## **Community Consultation**

As per Part 5 of the Regulations, there are several amendment types: basic, standard and complex. These are defined in Part 5, Division 1, Regulation 34.

As a standard amendment, this proposal is required in accordance with the Regulations to be advertised for a minimum of 42 days, following local government initiation of the Scheme Amendment and the Environmental Protection Authority (EPA) advising that the proposal is environmentally acceptable.

## **Risk Management Implications**

If the subject land is not reclassified, it will remain as a 'Public Purpose – Police Station' local reserve despite the use of the land for this purpose being redundant. The Proposed Scheme Amendment allows for the subject land to be developed for residential purposes at an appropriate density and thus assists in achieving dwelling/density targets within the City of Cockburn. If the Proposed Scheme Amendment is not initiated, there will be a lost opportunity to facilitate development of the subject land and the subject land would likely remain vacant for some time due to the specific reservation of the land for a police station.

## **Attachment(s)**

1. Location Plan
2. Scheme Amendment Map

**Advice to Proponent(s)/Submissioners**

The Proponent has been advised that this matter is to be considered at the 13 July 2017 Ordinary Council Meeting.

**Implications of Section 3.18(3) Local Government Act, 1995**

N/A.

**15.5 (OCM 13/07/2017) - ACQUISITION PORTION OF LOT 2 GLENDALE CRESCENT, JANDAKOT FOR ROAD WIDENING - WORKS ASSOCIATED WITH THE DUPLICATION OF BERRIGAN DRIVE ONLY - KWINANA FREEWAY TO JANDAKOT ROAD - APPLICANT: CITY OF COCKBURN (5513705, 041/001) (K SIM) (ATTACH)**

**RECOMMENDATION**

That Council

- (1) acquire 185 sqm of Lot 2 Glendale Crescent, Jandakot for a purchase price of \$38,500;
- (2) meet all costs associated with the surveying and application for new certificates of title for (1) above; and
- (3) seek the dedication of the acquired portions as road reserve.

**COUNCIL DECISION****Background**

Funds have been allocated in the 2016/17 Budget to duplicate the carriageway of Berrigan Drive between the Kwinana Freeway and the Jandakot Road roundabout and extension of Pilatus Road in to Jandakot Airport. The engineering design has resulted in the requirement for road widening at the rear of Lot 2 Glendale Crescent, where it adjoins Pilatus Road. To affect this widening Council need to resolve to acquire the land, to reflect the as constructed outcome on the ground.

## **Submission**

N/A

## **Report**

A Valuation report has been prepared by Licensed Valuer David Molony from McGee's Property Valuations on behalf of the City of Cockburn. A land requirement plan shows that the extent of the land required for road widening to be 185 square metres. The quantum of the compensation for the ceding of the land required for road widening from Lot 2 was determined to be \$38,500.

The breakdown of the compensation is \$13,000 for the land and \$22,000 for injurious affection, to which a 10% solatium has been added. The square metre rate for the land component equals \$70 per square metre. This has been determined by the licenced valuer.

This rate is higher than the square metre rate in other parts of Jandakot. This stems from the fact that the subject lot and lots in this part of Jandakot generally have an area of 1 hectare, rather than the minimum 2 hectare as is the case elsewhere in Jandakot. The square metre rate of similarly zoned land typically reduces as the lot size increases. That is, on balance, a 2ha property is not worth twice as much as a 1ha property. Market evidence provided by the valuer demonstrates this.

The \$22,000 for injurious affection, takes into account the devaluation to the balance property. The depreciation in the value of land may result from the adverse impacts of those public works, leading to the restriction or loss of access to the property and the loss of capital improvements (including trees, fences, bores, servicing infrastructure). Injurious affection includes the consequent restriction in user enjoyment or the development of land by an owner.

It is also a generally accepted practice when land is acquired for a public purpose to pay an additional amount (solatium). The Land Administration Act 1997 states that 10% is appropriate in all but exceptional circumstances. A new fence has been erected on the new boundary which is acceptable to the owners.

The owners of Lot 2 Glendale Crescent have confirmed that they will accept an offer to purchase the land at the price contained in the recommendation.

The acquisitions as recommended are supported by licensed valuer's report and should be accepted to enable the finalisation of land matters related to the Berrigan Drive upgrade project.

The process to be followed if Council resolves to follow the recommendation is that a contract will be prepared, and then subdivision to excise the land will be completed. A Deposited Plan will be lodged at Landgate and on approval the road land will vest. A licensed surveyor has been engaged to prepare the survey plan and the City's solicitors will attend to the lodgement of documents at Landgate for the issue of a new certificate of title.

It is recommended that it be supported.

### **Strategic Plan/Policy Implications**

#### **Growing City**

- To grow our City in a sustainable way by using land efficiently, protecting the natural environment and conserving biodiversity.

#### **Leading & Listening**

- Manage our financial and infrastructure assets to provide a sustainable future.

#### **Moving Around**

- An integrated transport system which balances environmental impacts and community needs.

### **Budget/Financial Implications**

Funds have been allocated in the 2016/17 Budget.

### **Legal Implications**

Land Administration Act 1997 refers

### **Community Consultation**

N/A

### **Risk Management Implications**

There is a low risk to the City if the recommendation is adopted as all legal requirements for the acquisition of land for a public purpose have been complied with.

The risk to the City if the Council decision is to defer or not support the recommendation will be that some services and fencing will be located in private property and would need to be relocated at considerable cost and in the case of the fencing could pose a danger to traffic using Pilatus Road.

**Attachment(s)**

Plan of the proposed road widening

**Advice to Proponent(s)/Submissioners**

The owners of Lot 2 Glendale Crescent have indicated that the purchase prices is acceptable and have been advised that this matter is to be considered at the July 13 Ordinary Council Meeting.

**Implications of Section 3.18(3) Local Government Act, 1995**

Nil.

**15.6 (OCM 13/07/2017) - RECOMMENDATION TO THE STATE GOVERNMENT ON ITS APPROACH TO MANAGEMENT OF THE WESTERN TRADE COAST AREA AND CONSIDERATION OF A BUFFER (111/006) (A TROSIC)**

**RECOMMENDATION**

That Council

- (1) writes to the Premier of Western Australia, in his capacity as Minister for State Development, seeking information on his government's intended approach to the management of the Western Trade Coast ("WTC");
- (2) in writing to the Premier, recommend that he consider an approach to the management of the WTC and in particular the decision making for any buffer, based upon the following criteria:
  1. That there be detailed community consultation to ensure the community has the ability to not only be informed, but the ability to contribute to shaping the ultimate policy decisions in respect of the WTC and any associated buffer.
  2. Any technical analysis relied upon to inform decision making be made publicly available, and subject to third party independent scientific peer review in order to be able to gauge the degree of scientific/technical rigor.
  3. Decision making be primarily guided by a strategic planning framework, and be consistent in its reflection of such framework.
- (3) in writing to the Premier, also highlight that in respect of the strategic planning framework pertaining to land within the City of Cockburn, the City makes the following recommendations:
  1. Specific to the Munster land adjoining the eastern foreshore of Lake Coogee, this be excluded from any

buffer and an alternative scenario be provided which enables a sustainable form of residential development to occur which builds an environmental buffer to Lake Coogee while providing an acceptable mechanism in which to limit the proximity of development directly to the edge of Lake Coogee. This recognises an appropriate precautionary based principle to have a setback of between 50-100m from the edge of the Lake, shaped by existing development.

2. Specific to the entire Wattleup residential precinct zoned Urban under the Metropolitan Region Scheme ("MRS"), this be excluded from an buffer on the basis that:
  - i. Extensive State level strategic planning has established residential development as the intended outcome for this area;
  - ii. There has been no buffer definition study to support the claims that this subject land ought to be within a buffer.
  - iii. The resulting thin sliver of land between the future Rowley Road and existing Wattleup Road could not effectively accommodate industrial or commercial (non-sensitive) development.
3. Specific to the entire MRS rural zoned interface between the future Latitude 32 and the central wetlands / Beeliar Regional Park Corridor, this be excluded from any buffer on the basis that:
  - i. Strategic planning to deliver Latitude 32 has been underpinned by the objective which assures impacts do not extend beyond the boundary of Latitude 32.
  - ii. Protecting and building resilience for the sensitive environmental wetlands will be achieved through the securing of an ongoing transitional land use of rural development, including single houses on such rural land.
4. Specific to the Rural Living zoned land north of Cockburn Cement either, this land be excluded from any buffer through the impacts associated with Cockburn Cement being reduced to its property boundary, thus enabling the continuation of rural living or potential contemplation of further sensitive (residential) development.

**COUNCIL DECISION****Background**

In 2015 Council will recall the Department of State Development, on behalf of the previous Liberal State Government, releasing a draft bill for comment dealing with a proposed buffer for the Western Trade Coast ("WTC") area. This bill was released for a limited comment period, and had a significant range of potential impacts affecting many landowners within the City.

Due to the significance of this matter, Council convened a Special Meeting on 3 December 2015, and resolved to object to the draft legislation. This objection was on the basis of the draft legislation's deficiencies as identified by the City, and also the absence of appropriate recognition to the established strategic planning framework to guide decision making.

With a new State Government now in power within WA, it is appropriate that the City seek advice as to the intended approach to the management of the WTC going forward, and any considerations on a buffer.

**Submission**

N/A

**Report**

The City of Cockburn has maintained a significant degree of involvement in the consideration of issues associated with the WTC, and specifically buffers affecting its City. The previous draft legislation, known as the Western Trade Coast Protection Area, represented a significant impact on parts of the community. This impact would have been felt by:

- community members who owned land within the area designated as the Western Trade Coast Protection Area; and
- community members who owned land adjoining/nearby the Protection Area.

City objected to the legislation, for the following key reasons:

1. The draft legislation was based upon a report and process carried out by the Western Australian Planning Commission in 2010 which had not, inter alia, been subject to consultation with affected landowners. The report had also not been made publicly available; including its technical studies relied upon, preventing the ability for community engagement and scrutiny of such an important document in the process of arriving at the draft legislation.
2. The draft legislation proposed a buffer that, to the City's knowledge, had not been subject to third party independent scientific peer review in which to be able to gauge the degree of scientific/technical rigor.
3. The draft legislation contained no evidence to demonstrate that certain land areas within the City of Cockburn were not suitable for sensitive development. That is, the lack of scientific evidence such as through a buffer definition study which is scientifically robust and subject to an open/transparent public process.
4. The draft legislation was inconsistent with the prevailing State level strategic planning, which should have been expected to inform the statutory planning framework.
5. The mapping associated with the draft legislation was not discernible enough in terms of the specific land impacted.
6. The draft legislation provided inadequate explanation as to the rights of landowners going forward.

Without needing to cover the analysis which lead to this finding of Council, it is with confidence that the City now looks to the new State Government to establish its policy position and intended approach to management of the WTC. This includes future decision-making pertaining to buffers and the like.

Supporting this position of Council was also Council's earlier submission made on the draft Perth and Peel @3.5m strategic plan and associated subregional frameworks. These documents set out the future growth plan for Perth to 2050, and Council made specific mention as follows in respect of the buffer issues affecting the City:

*(Council meeting 9 July 2015, Item 14.4)*

4. *The area shown as 'Industrial Investigation' between the future Latitude 32 and central wetlands change is not supported. To indicate this land as such is completely inconsistent with the*

*City's planning framework and the long held State planning framework which indicates the majority of this area should remain rural in the long term. This is in order to not only protect significant environmental features of our city, but to enable more resilience in the face of climate change and reduced rainfall.*

5. *The designation of the narrow strip of land between the Munster urban community and eastern foreshore of Lake Coogee for industrial investigation should firstly be investigated as future residential and, only if those investigations find that residential is unable to be supported on a scientific basis, that further investigations in consultation with the City and landowners be undertaken into alternative appropriate land uses.*

The City has previously contributed to suggestions for how this process going forward may be effectively done, taking in to account the overriding need for community engagement, scientific rigour and shaping by strategic planning. This would see an approach recommended as follows:

- that there be detailed community consultation to ensure the community has the ability to not only be informed, but the ability to contribute to shaping the ultimate policy decisions in respect of the WTC and any associated buffer;
- any technical analysis relied upon to inform decision making be made publicly available, and subject to third party independent scientific peer review in order to be able to gauge the degree of scientific/technical rigor; and
- decision making be primarily guided by a strategic planning framework, and be consistent in its reflection of such framework;

It is also important that the City emphasise that the shaping of any statutory decision, such as through a legislated buffer, be guided by the prevailing strategic planning framework. With regard to land within the City of Cockburn, this would see any buffer take appropriate account of the following areas and associated recommendations:

### ***Munster land adjoining Lake Coogee***

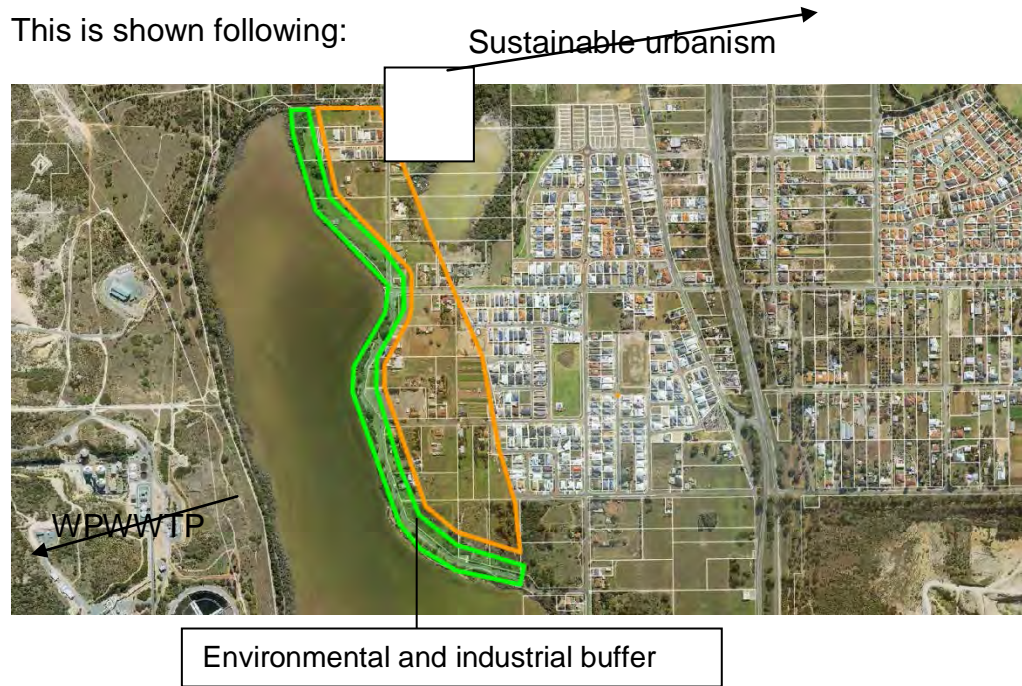


This be excluded from any buffer and an alternative scenario be provided which enables a sustainable form of residential development to occur which builds an environmental buffer to Lake Coogee while providing an acceptable mechanism in which to limit the proximity of development directly to the edge of Lake Coogee. This recognises an appropriate precautionary based principle to have a setback of between 50-100m from the edge of the Lake, shaped by existing development.

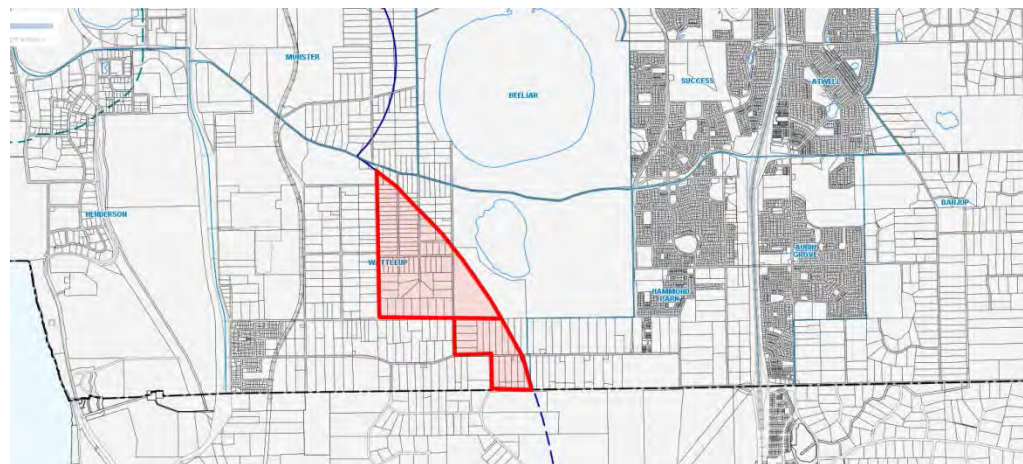
The City's solution would advocate:

- An environmental buffer to Lake Coogee between 50-100m (shaped by existing development).
- This buffer would remove the direct sensitive development interface with the eastern foreshore of Lake Coogee and therefore WPWWTP, and this recognises the reality that impacts do not simply stop at a line on the map.
- The resulting land made available to complete the Munster urban area would be based upon sustainable development principles, such as mixed residential densities, walkable and accessible by pedestrians, water sensitive urban design, and rehabilitation of degraded areas and reestablishment of a riparian zone buffer with damp-land species leading to a dry upland species which will build resilience for Lake Coogee.

This is shown following:



***Rural area between Latitude 32 and Thomsons Lake wetland chain***



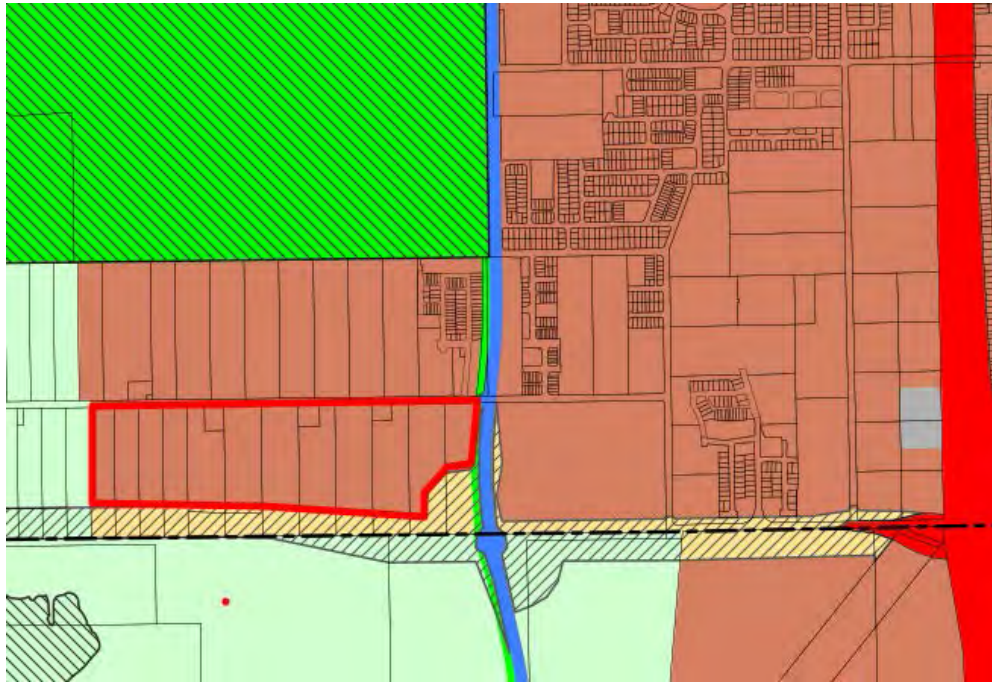
This be excluded from any buffer on the basis that:

- Strategic planning to deliver Latitude 32 has been underpinned by the objective which assures impacts do not extend beyond the boundary of Latitude 32.
- Protecting and building resilience for the sensitive environmental wetlands will be achieved through the securing of an ongoing transitional land use of rural development, including single houses on such rural land.

In the Fremantle Rockingham Industrial Area Regional Strategy (FRIARS) the rural area to the east of Latitude 32 was retained as a transition/buffer between industrial and conservation areas. This principle was strongly supported by the landowners in that area, and it is known that many still hold that view and do not wish to relocate or

develop for industrial purposes. It was also an important principle in retaining the rural area in the FRIARS study that the industrial area would be planned and developed in such a way that all impacts (including noise, dust, odour and risk) would be contained within the industrial area and there would be no impacts on residents in the rural or residential areas.

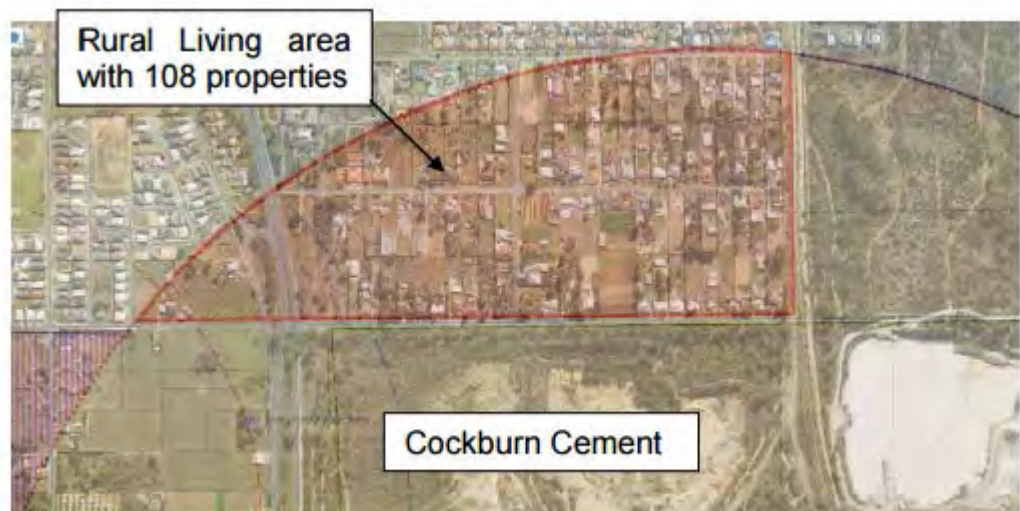
### ***Wattleup Residential Locality***



This be excluded from any buffer on the basis that:

- extensive State level strategic planning has established residential development as the intended outcome for this area;
- there has been no buffer definition study to support the claims that this subject land ought to be within a buffer;
- the resulting thin sliver of land between the future Rowley Road and existing Wattleup Road could not effectively accommodate industrial or commercial (non-sensitive) development.

### ***Rural living locality north of Cockburn Cement***



This land be excluded from any buffer through the impacts associated with Cockburn Cement being reduced to its property boundary, thus enabling the continuation of rural living or potential contemplation of further sensitive (residential) development.

### **Conclusion**

As recommended, it is a prime time in which to make contact with the Premier, who is the responsible Minister for State Development, in order to understand the intended future approach to the Management of the WTC. The officer recommendation makes constructive suggestions about both the process of how this should occur, and what specific strategic land use planning considerations pertaining to land within the City of Cockburn should take place.

This will likely be an initial first step, but importantly the City being proactive will create the best opportunity for the City and its community to be part of the process going forward.

### **Strategic Plan/Policy Implications**

#### **City Growth**

- Ensure planning facilitates a desirable living environment and meets growth targets

#### **Economic, Social & Environmental Responsibility**

- Create opportunities for community, business and industry to establish and thrive through planning, policy and community development

- Increase local employment and career opportunities across a range of different employment areas through support for economic development
- Sustainably manage our environment by protecting, managing and enhancing our unique natural resources and minimising risks to human health

### **Budget/Financial Implications**

There are no specific financial implications associated with the consideration of this item.

### **Legal Implications**

Planning and Development Act 2005  
Hope Valley Wattleup Redevelopment Act 2001

### **Community Consultation**

None specific to this report.

### **Risk Management Implications**

It is important that Council take this opportunity to engage with the Premier, and seek an understanding of how management of the WTC is intended to take place going forward, and specifically decision making pertaining to buffer. By Council seeking this and offering constructive suggestions as to process and land use decisions, it reduces the risk of process occurring that is not appropriate for such an important area of the State.

### **Attachment(s)**

N/A.

### **Advice to Proponent(s)/Submissioners**

N/A.

### **Implications of Section 3.18(3) Local Government Act, 1995**

Nil.

## 16. FINANCE AND CORPORATE SERVICES DIVISION ISSUES

### 16.1 (OCM 13/07/2017) - LIST OF CREDITORS PAID - MAY 2017 (076/001) (N MAURICIO) (ATTACH)

#### RECOMMENDATION

That Council adopt the List of Creditors Paid for May 2017, as attached to the Agenda.

#### COUNCIL DECISION

#### Background

It is a requirement of the Local Government (Financial Management) Regulations 1996, that a List of Creditors be compiled each month and provided to Council.

#### Submission

N/A

#### Report

The list of accounts for May 2017 is attached to the Agenda for consideration. The list contains details of payments made by the City in relation to goods and services received by the City.

#### Strategic Plan/Policy Implications

#### Leading & Listening

- Deliver sustainable governance through transparent and robust policy and processes.
- Listen to and engage with our residents, business community and ratepayers with greater use of social media.

#### Budget/Financial Implications

N/A

**Implications**

N/A

**Community Consultation**

N/A

**Risk Management Implications**

The list of accounts for May 2017 is attached to the Agenda for consideration. The list contains details of payments made by the City in relation to goods and services received by the City.

**Attachment(s)**

List of Creditors Paid – May 2017.

**Advice to Proponent(s)/Submissioners**

N/A

**Implications of Section 3.18(3) Local Government Act, 1995**

Nil.

**16.2 (OCM 13/07/2017) - STATEMENT OF FINANCIAL ACTIVITY AND ASSOCIATED REPORTS - MAY 2017 (071/001) (N MAURICIO) (ATTACH)**

**RECOMMENDATION**

That Council

- (1) adopt the Statement of Financial Activity and associated reports for May 2017, as attached to the Agenda; and
- (2) amend the 2016/17 Municipal Budget in accordance with the detailed schedule in the report as follows:

Revenue Adjustments	Increase	1,000
Expenditure Adjustments	Increase	66,000
TF from Reserve Adjustments	Increase	65,000
Net change to Municipal Budget Closing Funds	Decrease	Nil

**TO BE CARRIED BY AN ABSOLUTE MAJORITY OF COUNCIL**

## COUNCIL DECISION

### Background

Regulations 1996 prescribes that a local government is to prepare each month a Statement of Financial Activity.

Regulation 34(2) requires the Statement of Financial Activity to be accompanied by documents containing:–

- (a) *details of the composition of the closing net current assets (less restricted and committed assets);*
- (b) *explanation for each material variance identified between YTD budgets and actuals; and*
- (c) *any other supporting information considered relevant by the local government.*

Regulation 34(4)(a) prescribes that the Statement of Financial Activity and accompanying documents be presented to Council within 2 months after the end of the month to which the statement relates.

The regulations require the information reported in the statement to be shown either by nature and type, statutory program or business unit. The City chooses to report the information according to its organisational business structure, as well as by nature and type.

Local Government (Financial Management) Regulations - Regulation 34 (5) states:

- (5) *Each financial year, a local government is to adopt a percentage or value, calculated in accordance with the AAS, to be used in statements of financial activity for reporting material variances.*

This regulation requires Council to annually set a materiality threshold for the purpose of disclosing budget variances within monthly financial reporting. At its August meeting, Council adopted to continue with a materiality threshold of \$200,000 for the 2016/17 financial year.

Detailed analysis of budget variances is an ongoing exercise, with any required budget amendments submitted to Council each month in this report or included in the City's mid-year budget review as considered appropriate.

## Submission

N/A

## Report

### *Opening Funds*

The opening funds of \$9.27M representing closing funds brought forward from 2015/16 have been audited and the budget amended to reflect this final position.

### *Closing Funds*

The City's closing funds position of \$14.58M was \$1.28M higher than the YTD budget forecast. This result reflects net favourable cash flow variances across the operating and capital programs as detailed in this report.

The 2016/17 revised budget reflects an EOFY closing position of \$0.17M, unchanged from last month.

### *Operating Revenue*

Consolidated operating revenue of \$131.56M was ahead of the YTD budget target by \$0.25M.

The following table shows the operating revenue budget performance by nature and type:

Nature or Type Classification	Actual Revenue \$M	Revised Budget YTD \$M	Variance to Budget \$M	FY Revised Budget \$M
Rates	94.27	93.57	0.70	95.70
Specified Area Rates	0.31	0.33	(0.02)	0.33
Fees & Charges	19.96	21.35	(1.39)	23.27
Service Charges	0.44	0.45	(0.01)	0.45
Operating Grants & Subsidies	10.73	10.59	0.14	11.11
Contributions, Donations, Reimbursements	1.02	0.61	0.41	0.77
Interest Earnings	4.83	4.41	0.42	4.87
<b>Total</b>	<b>131.56</b>	<b>131.31</b>	<b>0.25</b>	<b>136.51</b>

The significant variances at month end were:

- Rates – Part year rating was \$0.70M ahead of the YTD budget setting.
- Fees & Charges –
  - Cockburn ARC/SLLC fee income was \$1.13M behind YTD budget.
  - Development application fees were \$0.26M behind YTD budget.
- Operating Grants & Contributions – Child care fee subsidies were \$0.22M ahead of the YTD budget.
- Interest Earnings – Investment earnings from the City's financial investments were \$0.52M ahead of the YTD budget.

#### *Operating Expenditure*

Reported operating expenditure (including asset depreciation) of \$119.68M was under the YTD budget by \$1.56M.

The following table shows the operating expenditure budget variance at the nature and type level. The internal recharging credits reflect the amount of internal costs capitalised against the City's assets:

Nature or Type Classification	Actual Expenses \$M	Revised Budget YTD \$M	Variance to Budget \$M	FY Revised Budget \$M
Employee Costs - Direct	46.03	45.44	(0.59)	49.78
Employee Costs - Indirect	1.16	1.27	0.11	1.41
Materials and Contracts	34.69	36.49	1.80	40.80
Utilities	4.23	4.25	0.01	4.70
Interest Expenses	0.48	0.48	(0.00)	0.93
Insurances	2.32	2.43	0.11	2.43
Other Expenses	6.85	7.55	0.70	8.48
Depreciation (non-cash)	25.14	24.56	(0.58)	26.83
Amortisation (non-cash)	1.00	1.09	0.09	1.19
Internal Recharging-CAPEX	(2.21)	(2.31)	(0.10)	(2.59)
<b>Total</b>	<b>119.68</b>	<b>121.24</b>	<b>1.56</b>	<b>133.96</b>

The significant variances at month end were:

- Material and Contracts - were \$1.80M under the YTD budget with the significant variances being:
  - IT & IS projects under by \$0.49M

- Ranger & Community Safety projects collectively under by \$0.27M
  - Waste Disposal costs under by \$0.30M,
  - Council marketing & promotion initiatives under by \$0.23M
  - Child care subsidy payments over by \$0.65M,
  - Parks maintenance is over YTD budget by \$0.73M and over the full year budget by \$0.34M.
- Depreciation – Cockburn ARC depreciation from commissioning was recognised during the month, leading to a \$0.74M budget variance.

### *Capital Expenditure*

The City's total capital spend at the end of the month was \$81.75M, representing an under-spend of \$14.55M against the YTD budget.

The following table details the budget variance by asset class:

Asset Class	YTD Actuals \$M	YTD Budget \$M	YTD Variance \$M	FY Revised Budget \$M	Commit Orders \$M
Roads Infrastructure	13.47	17.00	3.53	17.95	2.49
Drainage	0.52	1.17	0.66	1.61	0.03
Footpaths	0.80	1.08	0.28	1.14	0.07
Parks Infrastructure	6.96	9.41	2.45	10.69	1.49
Landfill Infrastructure	0.20	0.81	0.62	1.17	0.08
Freehold Land	0.83	1.56	0.73	1.90	0.00
Buildings	51.20	53.66	2.46	55.33	1.56
Furniture & Equipment	1.33	2.22	0.89	2.99	0.36
Information Technology	0.68	1.05	0.37	2.01	0.50
Plant & Machinery	5.77	8.35	2.58	8.35	2.17
<b>Total</b>	<b>81.75</b>	<b>96.30</b>	<b>14.55</b>	<b>103.13</b>	<b>8.75</b>

These results included the following significant project variances:

- Roads Infrastructure under YTD budget by \$3.53M – including Berrigan Drive Jandakot Improvement Works (\$1.33M), Lyon & Gibbs Signalisation and Upgrade (\$0.67M), Mayor Rd [Rockingham to Fawcett] (\$0.43M), Gibbs & Liddelow Roundabout (\$0.36M) and Warton Rd lighting [Armadale to Jandakot] (\$0.30M).
- Parks Infrastructure – the capital program was behind the YTD budget by \$2.45M with Coogee Beach master plan (\$0.75M), Simms Rd Revitalisation (\$0.23M) and Jarvis Park landscaping (\$0.34M) the significant contributing projects.

- Landfill Infrastructure – purchase of the green waste decontamination plant was \$0.50M behind YTD budget.
- Freehold Land – various land acquisition & development projects were collectively \$0.73M behind the YTD budget with lot 915 Goldsmith Rd (\$0.36M) and lot 40 Cervantes Loop (\$0.20M) the significant contributors.
- Buildings – collectively \$2.46M behind YTD budget with Cockburn ARC (\$1.07M), Bibra Lake sewer connection (\$0.97M) and Community Men's Shed (\$0.43M) the significant underspend variances. However, construction of the new depot was ahead of YTD budget by \$0.84M and full year budget by \$0.33M.
- Furniture & Equipment – was \$0.88M behind YTD budget, comprising the fitout of the Cockburn ARC.
- Information Technology – was collectively \$0.37M under YTD budget due to a number of under spent software and website projects.
- Plant & Machinery – replacement program was behind YTD budget by \$2.58M, with most items representing this variance being on order and awaiting delivery.

#### *Capital Funding*

Capital funding sources are highly correlated to capital spending, the sale of assets and the rate of development within the City (developer contributions received).

Significant variances for the month included:

- Capital grants were \$2.23M behind YTD budget mainly due to timing issues for Cockburn ARC state and federal grants (\$1.6M), various road grants (\$0.32M) and Lotterywest funding for the men's shed (\$0.48M)
- Development contributions for the Cockburn ARC project (\$3.21M) and Jandakot Rd Improvement project (\$1.0M) were outstanding due to timing.
- Developer Contribution Area (DCA) contributions for road and community assets were collectively behind YTD budget by \$0.86M.

- Transfers from financial reserves were \$6.53M behind the cash flow budget due to the capital program under spending for buildings, parks, plant and roads (timing issue).
- Proceeds from the sale of assets were \$2.13M behind the YTD budget comprising of land (\$1.66M) and plant (\$0.47M).

#### *Transfers to Reserve*

Transfers to financial reserves were \$0.86M behind the YTD budget mainly due to unrealised land sales of \$1.66M.

#### *Cash & Investments*

The closing cash and financial investment holding at month's end totalled \$127.25M (down from \$138.72M last month).

\$105.13M of this balance represents the current amount held for the City's cash/investment backed financial reserves. The remaining balance of \$22.12M is available to meet operational liquidity needs (down from \$41.22M last month).

#### *Investment Performance, Ratings and Maturity*

The City's investment portfolio made a weighted annualised return of 2.72% for the month, slightly down from 2.73% last month and 2.75% the month before. However, this still compares quite favourably against the UBS Bank Bill Index (2.00%) and has been achieved through careful management of the City's cash flow requirements. The cash rate was most recently reduced at the August 2016 meeting of the Reserve Bank of Australia (by 25bp to 1.50%) and this reduction has since impacted the investment rates achieved for new deposits.

However, the City's interest revenue from investments to month's end was ahead of the YTD budget target by \$0.52M. This was primarily due to a higher than anticipated investment holding, as capital program outflows were slower than budgeted. Also assisting this result was a conservative budget setting which anticipated more rate cuts.

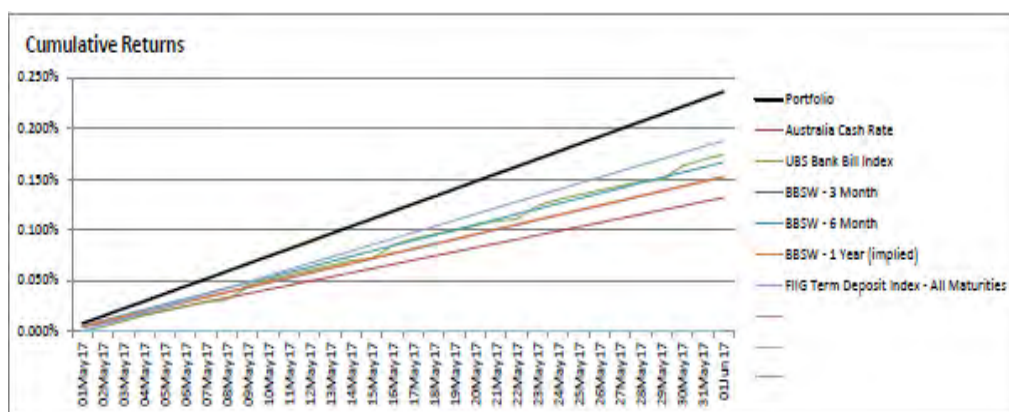


Figure 1: COC Portfolio Returns vs. Benchmarks

The majority of investments were held in term deposit (TD) products placed with highly rated APRA (Australian Prudential Regulation Authority) regulated Australian and foreign owned banks. These were invested for terms ranging from three to twelve months. All investments comply with the Council's Investment Policy other than those made under previous statutory provisions and grandfathered by the new ones.

The City's TD investments fall within the following Standard and Poor's short term risk rating categories. The A-1+ investment holding decreased marginally from 31% to 28% during the month, whilst the A-1 holding increased from 14% to 15%. The amount invested with A-2 banks also increased to 53% (from 51%), comfortably below the policy limit of 60%:




Figure 2: Council Investment Ratings Mix

The current investment strategy seeks to secure the highest possible rate on offer (up to 12 months for term deposits), subject to cash flow planning and investment policy requirements. Value is currently being provided within the 3-12 month investment range.

The Local Government Financial Management Regulations were amended in May 2017 to allow local governments to invest in term

deposits of up to 3 years (previously up to 12 months). This change will be considered when the next review of the Investment Policy is brought to Council later this year.

The City's TD investment portfolio currently has an average duration of 127 days or 4.2 months (reduced from 138 days last month) with the maturity profile graphically depicted below:

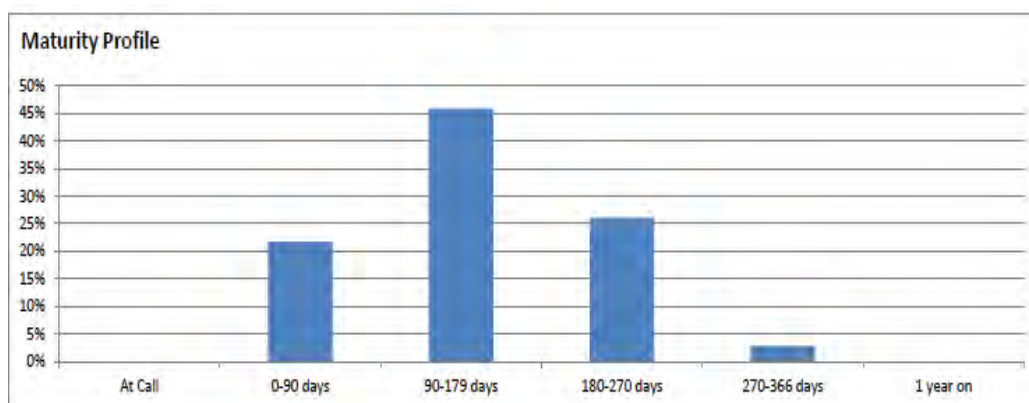


Figure 3: Council Investment Maturity Profile

#### *Investment in Fossil Fuel Free Banks*

At month end, the City held 55% (\$69.15M) of its TD investment portfolio of \$124.75M with banks deemed as free from funding fossil fuel related industries. This was slightly down from 56% the previous month.

#### *Budget Revisions*

Budget amendments identified during the month and requiring Council adoption are as per the following schedule:

PROJECT/ACTIVITY LIST	USE OF FUNDING +/( -)		FUNDING SOURCES +/( -)		
	EXP	TF to RESERVE	TF FROM RESERVE	REVENUE	MUNI
	\$	\$	\$	\$	\$
CoSafe Mobility Solution (funded from Community Surveillance Reserve)	65,000		(65,000)		
New grant received for TravelSmart initiative	1,000			(1,000)	
<b>Totals</b>	<b>66,000</b>		<b>(65,000)</b>	<b>(1,000)</b>	

### *Description of Graphs & Charts*

There is a bar graph tracking Business Unit operating expenditure against budget. This provides a quick view of how the different units are tracking and the comparative size of their budgets.

The Capital Expenditure graph tracks the YTD capital spends against the budget. It also includes an additional trend line for the total of YTD actual expenditure and committed orders. This gives a better indication of how the capital budget is being exhausted, rather than just purely actual cost alone.

A liquidity graph shows the level of Council's net current position (adjusted for restricted assets) and trends this against previous years. This gives a good indication of Council's capacity to meet its financial commitments over the course of the year. Council's overall cash and investments position is provided in a line graph with a comparison against the YTD budget and the previous year's position at the same time.

Pie charts included show the break-up of actual operating income and expenditure by nature and type and the make-up of Council's current assets and liabilities (comprising the net current position).

### *Trust Fund*

At month end, the City held \$11.19M within its trust fund. \$5.84M was related to POS cash in lieu and another \$5.35M in various cash bonds and refundable deposits.

## **Strategic Plan/Policy Implications**

### **Leading & Listening**

- Deliver sustainable governance through transparent and robust policy and processes.
- Ensure sound long term financial management and deliver value for money.

### **Budget/Financial Implications**

The 2016/17 budget surplus of \$169,136 is unchanged by the budget amendments recommended in this report.

### **Legal Implications**

N/A

**Community Consultation**

N/A

**Risk Management Implications**

Council's budget for revenue, expenditure and closing financial position will be misrepresented if the recommendation amending the City's budget is not adopted.

**Attachment(s)**

Statement of Financial Activity and associated reports – May 2017.

**Advice to Proponent(s)/Submissioners**

N/A

**Implications of Section 3.18(3) Local Government Act, 1995**

Nil.

**17. ENGINEERING AND WORKS DIVISION ISSUES**

**17.1 (OCM 13/07/2017) - TENDER NO. RFP 11/2017 - GREENWASTE DECONTAMINATION PLANT - DESIGN, FABRICATION, INSTALLATION, TESTING AND COMMISSIONING (RFP 11/2017) (L DAVIESON) (ATTACH) (ATTACH)**

**RECOMMENDATION**

That Council accept the tender submitted by EMER Pty Ltd, T/As Focus Enviro for Tender No. RFP 11/2017 Greenwaste Decontamination Plant for the total lump sum of \$689,105.46 (GST exclusive).

**COUNCIL DECISION**

## **Background**

At the 8 June 2017 Ordinary Council Meeting Council resolved that this item be deferred until the July 2017 Ordinary Council Meeting to allow further consideration before making a decision.

Over the next three financial years, the City will complete the roll out of the 240 litre garden waste bin to all properties greater than 400 sqm. This bin will be serviced fortnightly and as the program proceeds, greater tonnages will require decontamination.

To assist in this endeavour, the City requires the design, fabrication, installation, testing and commissioning of a greenwaste picking station/decontamination plant for its Henderson Waste Recovery Park (HWRP) located at Rockingham Road, Wattleup.

The greenwaste picking station will be designed to allow the HWRP loader to place the garden waste directly into the hopper. The City staff will remove contaminants from the greenwaste as it passes through the plant and the decontaminated green waste will be discharged to a stockpile. The plant will have a throughput capacity of 15 to 25 tonnes of green waste per hour, which is adjusted to suit the speed of the contamination removal.

The proposed scope of works/services includes concept / design development, foundations, plant fabrication, installation, testing, training, commissioning and other associated works. The City will be responsible for the all approvals and the preparation of the site.

The City's scope embodies best practice sustainability principles throughout, in particular for energy and water efficiency; and potentially powered by renewable energy.

It is expected that the proposed Contract shall be awarded in July 2017 with work commencing immediately upon appointment so that the plant will be installed and commissioned in early 2018.

Tender No. RFP 11/2017 – Greenwaste Decontamination Plant was advertised on Saturday 25 March 2017 in the Local Government Tenders section of The West Australian newspaper. The RFP was also displayed on the City's E-Tendering website between 25 March and 11 April 2017.

## **Submission**

The Request for Proposal closed at 2:00PM (AWST) Tuesday, 11 April 2017. Six (6) submissions were received from the following companies:

<b>Business Name</b>	<b>Respondent's Name</b>
Australian Bale Press Company Pty Ltd	Australian Bale Press
Alawite Pty Ltd	Australian Project Management
Focus Enviro	EMER
Dieselcraft	Pipecraft
RDT Engineering Pty Ltd	RDT
Wastech Engineering Pty Ltd	Wastech

## Report

### Compliance Criteria

The following criteria were used to determine whether the submissions received were compliant:

	<b>Description of Compliance Criteria</b>
A	Compliance with the Conditions of Responding ( <b>Part 1</b> ).
B	Compliance with the Brief ( <b>Part 2</b> ) contained in the Request.
C	Completion of <b>Section 3.1.</b> – Form of Response
D	Compliance <b>Section 3.2.</b> – Respondent's Contact Person
E	Compliance with Sub-Contractors requirements and completion of <b>Section 3.5.3.</b>
F	Compliance with Financial Position requirements and completion of <b>Section 3.5.5.</b>
G	Compliance with Insurance requirements and completion of <b>Section 3.5.6.</b>
H	Compliance with Qualitative Criteria and completion of <b>Section 3.6.2.</b>
I	Compliance with Fixed Price and completion of <b>Section 3.7.2.</b>
J	Compliance with and completion of the Price Schedule (including the breakdown of Lump Sum) in the format provided in <b>Part 4.</b>
K	Compliance with ACCC Requirements and completion of <b>Appendix A.</b>
L	Acknowledgement of any Addenda issued.

### Compliant Tenderers

All six (6) submissions were deemed compliant and were evaluated.

Evaluation Criteria

<b>Evaluation Criteria</b>	<b>Weighting Percentage</b>
Demonstrated Experience	15%
Respondent's Resources	10%
Design Requirements, Compliance and Features	25%
Methodology	5%
Sustainability	5%
Tendered Price	40%
<b>Total</b>	<b>100%</b>

Tender Intent/Requirements

The City is seeking the services of a suitably experienced Contractor for the design, fabrication, installation, testing and commissioning of a greenwaste picking station / decontamination plant for its Henderson Waste Recovery Park (HWRP).

The proposed scope of works/services includes:

- a) Concept / preliminary design,
- b) Design development and documentation;
- c) Site foundations; and
- d) Plant fabrication, installation, testing, training, commissioning and other associated works.

The City will be responsible for the following works/services:

- a) Obtaining any necessary planning or building approvals;
- b) DER design compliance/works approval;
- c) Underground services location;
- d) Site preparation and earthworks; and
- e) Electrical connections.

Evaluation Panel

The tender submissions were evaluated by:

1. Lyall Davieson (Chair) – Waste Manager
2. Michael Haynes – Recovery Park Coordinator
3. Margot Tobin (SBMG Rep) – Executive Manager Strategy & Civic Support

Probity: Gary Ridgway, Contracts Specialist and Caron Peasant, Contracts Officer – Procurement Services

Scoring Table - Combined Totals

Respondent's Name	Percentage Score		
	Non-Cost Evaluation	Cost Evaluation	Total
	60%	40%	100%
<b>EMER Pty Ltd**</b>	<b>43.78%</b>	<b>20.28%</b>	<b>64.06%</b>
Wastech Engineering Pty Ltd	33.57%	29.36%	62.93%
RDT Engineering Pty Ltd	35.35%	23.10%	58.45%
Pipecraft Pty Ltd	16.63%	40.00%	56.63%
Alawite Pty Ltd	15.20%	38.61%	53.81%
Australian Bale Press Company Pty Ltd	30.10%	15.32%	45.42%

\*\* Recommended Submission

Evaluation Criteria AssessmentDemonstrated Experience

Of the six tenderers, three have never built a greenwaste decontamination plant, two (Wastech and RDT) had constructed plants in Australia that were yet to be commissioned at the time of the tender and only one (EMER) demonstrated significant experience in this type of plant. EMER has built, operated and supplied plants in Victoria, Birmingham (UK) and general waste stream plants locally.

As a result, EMER was able to describe in detail the problems that arose during the commissioning and operation of the plant. EMER scored well above the others in this criterion. Australian Bale Press, Wastech and RDT all demonstrated a track record in the construction of Material Recovery Facility for the sorting of comingled recyclables.

Respondent's Resources

Wastech and Australian Bale Press demonstrated the most sustained company history and support. RDT also scored well in this criterion. Whilst EMER recently formed in 2015, they indicated an install base of 150 units in Australia and provided a detailed response to address this criterion. Pipecraft and Australian Project Management did not demonstrate the same level resources in their response to backup services, training and spare part supply.

### Requirements, Compliance and Features

All Tenderers scored well in this section in understanding the City's minimum design requirements. The Panel paid particular attention to the responses relating to how their plant would prevent glass breakage. As broken glass in greenwaste renders the product unusable in compost production, a detailed response was required. EMER provided the most conclusive response on this criterion.

### Methodology

The Panel was seeking an understanding of how the greenwaste would be delivered and presented for the pickers to ensure contaminants could be easily identified on the moving belt. EMER scored highest in this criteria followed closely by RDT and Wastech.

EMER recommended the removal of fines (lawn clippings and small size contaminants) by introducing a trommel unit in front of the picking station. This approach will reduce the volume of waste to be decontaminated but also provide the pickers greater visibility to remove contaminants more efficiently and safely.

### Sustainability

Most Tenderers scored poorly in this section with the exception of RDT followed by Focus and Wastech. This is mostly due to their processes and plants they manufactured. Whilst their plants deliver sustainable environmental outcomes few tenderers were able to demonstrate a record of social enterprise, community benefit or sustainability awards.

### Summation

Whilst RDT and Wastech could deliver a greenwaste decontamination plant meeting the City's specific guidelines, EMER provided a superior submission with demonstrated ability to manage and handle greenwaste. Referees were consulted and the information gathered confirmed EMER was experienced in delivering this type of project on time and on budget. EMER may be used for the purchase of spare part if they are not available locally. EMER provided the best score against all the selection criteria. As a consequence, the EMER submission represents the best value for the City and should be supported.

A site inspection was carried out of the manufacturing facility in Belfast by the Directors of Engineering and Finance on 27 May 2017 as both staff were in the UK attending a conference. Representatives of the parent company were interviewed and their workload, technical capacity and track record assessed. A further site inspection to an operating plant was also carried out that day to see one of the units in

operation at a waste recovery facility near Belfast. The result of these activities confirmed the recommendation of the tender evaluation panel.

## **Strategic Plan/Policy Implications**

### **Economic, Social & Environmental Responsibility**

- Sustainably manage our environment by protecting, managing and enhancing our unique natural resources and minimising risks to human health.
- Improve water efficiency, energy efficiency and waste management within the City's buildings and facilities and more broadly in our community.
- Further develop adaptation actions including planning; infrastructure and ecological management to reduce the adverse outcomes arising from climate change.

### **Leading & Listening**

- Deliver sustainable governance through transparent and robust policy and processes.

## **Budget/Financial Implications**

In the Implementation Plan for the rollout of garden waste bins presented to Council in May 2016, a picking station to remove contamination from the greenwaste was identified as an essential tool to ensure a valuable end product.

In the Mid-Year Budget Review of January 2017, \$700,000 was set aside for the purchase of a greenwaste decontamination plant. The recommendation identifies a lump sum total of \$ 689,105.46. All costs associated with this Tender will be funded from CW 1982. Due to the long lead time to manufacture the plant (6 months), these funds will be carried forward into the 2017/18 FY.

An independent financial risk assessment has been undertaken and identified the parent company in Northern Ireland having the financial viability to complete the contract. City officers also requested and received written confirmation of back to back insurance and liability cover for the delivery of the contract from the parent company to the Australian subsidiary.

## **Legal Implications**

Section 3.57 of the Local Government Act 1995 and Part 4 of the Local Government (Functions and General) Regulations 1996 refers.

## **Community Consultation**

N/A

## **Risk Management Implications**

The City has allocated significant resources to educating the community on how to correctly use their garden waste, solid waste and recycling bins. Education in itself will not guarantee an uncontaminated greenwaste stream from these 240lt residential bins.

As the greenwaste tonnage increases throughout the three year rollout, the current practice of spreading and hand picking the contents of the garden waste on the greenwaste hardstand area cannot continue indefinitely from a safety, logistical and financial perspective.

## **Attachment(s)**

The following Confidential Attachments are provided under a separate cover:

1. Compliance Evaluation
2. Consolidated Evaluation Panel Score Sheet
3. Tendered Prices.

## **Advice to Proponent(s)/Submissioners**

Those who lodged a tender submission have been advised that this matter is to be considered at the 13 July 2017 Ordinary Council Meeting.

## **Implications of Section 3.18(3) Local Government Act, 1995**

Nil.

### **17.2 (OCM 13/07/2017) - TENDER NO. RFS 01/2017 - PANEL OF PRE-QUALIFIED SUPPLIERS - ELECTRICAL SERVICES (INDUSTRIAL, COMMERCIAL & DOMESTIC) (RFS 01/2017) (B ROSER) (ATTACH)**

#### **RECOMMENDATION**

That Council

- (1) accept the following tenders for RFS01/2017 - Panel of Pre-Qualified Suppliers - Electrical Services:

1. Pearmans Electrical;
2. KP Electric (Australia) Pty Ltd
3. Northlake Electrical Pty Ltd

for an estimated indicative expenditure of \$1,260,000 per annum for operating and capital works based on the last 3 year spend. Schedule of Rates will be utilised to determine variations and/or additional services; and

- (2) operating expenses to fall within the 2017/2018 Operational Works budget, spread across the City's operational and capital budgets.

## COUNCIL DECISION

### Background

The City of Cockburn (the Principal) requires the services of WA licensed, experienced and reliable Electrical Contractors to form a Panel of Pre-Qualified Suppliers to provide Industrial, Commercial and Domestic Electrical Services at the Principal's buildings and properties; parks and reserves throughout the City of Cockburn. This includes various administration buildings, community centres, sports clubrooms, libraries, residential housing, toilet blocks, irrigation cabinets (estimated 227 bores), lighting, barbeques etc.

The Contractors will be required to provide all labour, plant and equipment, materials, chemicals, transport/cartage, supervision / administrative costs, surveying, travelling expenses etc. and anything else necessary to carry out the services required under any subsequent contract.

The proposed Contract/Framework Agreement will be for an initial period of three (3) years from the date of commencement of the Agreement. There are Principal instigated options to extend the Agreement period by an additional one (1) year period and for up to twelve (12) months after that to a maximum of five (5) years.

The Pre-Qualified Supplier Panel (Electrical Services will operate in accordance with the requirements of Part 4 (Division 3) of the Local Government (Functions and General) Regulations 1995. The total number of pre-qualified suppliers that will constitute this Electrical Services Panel is three (3) in total which is deemed adequate to provide all necessary electrical services within the City.

A secondary selection process will be undertaken by the Principal to assign contracts to members of the Panel of Pre-Qualified Suppliers (Electrical Services). Such contracts will be either for one-off projects or on-going electrical services for the duration, no greater than one (1) year.

Tender Number RFS 01/2017 Panel of Pre-Qualified Suppliers – Electrical Services (Industrial, Commercial & Domestic); was advertised on Wednesday 15 February 2017 in the Local Government Tenders section of “The West Australian” newspaper.

The RFS was also displayed on the City’s E-Tendering website between the 15 February and 2 March 2017.

### **Submission**

Tenders closed at 2:00 p.m. (AWST) on Thursday 2 March 2017 and twenty five (25) tender submissions were received from:

1. ADD Electrical Pty Ltd
2. AE Hoskins & Sons
3. AICA Engineering Pty Ltd
4. Auzpower
5. Burgess Enterprises Australia
6. David Holden Pty Ltd
7. DU Electrical Pty Ltd
8. Leedenn and Lorson Pty Ltd trading as Elexacom
9. Future Power WA Pty Ltd
10. Gilmore Global Pty Ltd
11. Insight Electrical Technology
12. Interlec WA Pty Ltd
13. JF Covich & Co Pty Ltd
14. KP Electric (Australia) Pty Ltd
15. Lindquist Pty Ltd
16. Melchor Services Pty Ltd
17. Metrowest Power Systems
18. Northlake Electrical Pty Ltd
19. Paro Australia Pty Ltd
20. Pearmans Electrical & Mechanical Services Pty Ltd
21. Rhysco Holdings Pty Ltd
22. SJ Electric WA
23. Surun Services Pty Ltd
24. Tasman Power WA Pty Ltd
25. The Trustee for Westwide Electrical Unit Trust

## Report

### Compliance Criteria

The following criteria were used to determine whether the submissions received were compliant:

	<b>Compliance Criteria</b>
(a)	Compliance with the Conditions of Responding ( <b>Part 1</b> ) of this Request.
(b)	Compliance with the Specification ( <b>Part 2</b> ) contained in the Request.
(c)	Completion of <b>Section 3.1</b> - Form of Response
(d)	Completion of <b>Section 3.2</b> - Respondents Contact Person
(e)	Completion of <b>Sections 3.3 and 3.4</b> – WA Licensed Electrical Contractor and WA Licensed Electrical Worker.
(f)	Compliance with Sub-Contractors requirements and completion of <b>Section 3.5.3</b> .
(g)	Compliance with Financial Position requirements and completion of <b>Section 3.5.5</b> .
(h)	Compliance with Insurance Requirements and completion of <b>Sections 3.5.6 and 3.5.7</b> .
(i)	Compliance with Qualitative Criteria and completion of <b>Section 3.6.2</b> .
(j)	Compliance with Fixed Price and completion of <b>Section 3.7.2</b> .
(k)	Compliance with and completion of the Price Schedule in the format provided in <b>Part 4</b> .
(l)	Compliance with ACCC Requirements and completion of <b>Appendix A</b> .
(m)	Acknowledgement of any Addenda issued.

All submissions were subject to Criteria Compliance check by Procurement Services; the submission from Auzpower was deemed non-compliant for failing to comply with the Conditions of Tendering as defined within Part 1 of the RFS document.

Twenty Four (24) submissions were deemed compliant and a preliminary evaluation was undertaken against the Selection Criteria to obtain a shortlist of the twelve (12) highest ranked submissions. These were in turn evaluated by the evaluation Panel. Procurement Services provided probity oversight during the entire process.

Evaluation Criteria

<b>Evaluation Criteria</b>	<b>Weighting Percentage</b>
Demonstrated Experience	25%
Tenderer's Resources	15%
Demonstrated Understanding	10%
Sustainability	10%
Tendered Price – Lump Sum	40%
<b>TOTAL</b>	<b>100%</b>

Tender Intent/ Requirements

The City is seeking the services of WA licensed, experienced and reliable Electrical Contractors to form a Panel of Pre-Qualified Suppliers to provide Industrial, Commercial and Domestic Electrical Services at the Principal's buildings and properties; parks and reserves throughout the City. This includes various administration buildings, community centres, sports clubrooms, libraries, residential housing, toilet blocks, irrigation cabinets, lighting, barbeques etc.

Evaluation Panel

The tender submissions were evaluated by:

1. Ben Roser (Chair) – Facilities and Plant Manager
2. Cliff McKinley – Manager, Human Resources
3. Glen Williamson – Building & Facilities Maintenance Coordinator;
4. Lou Vieira – Parks Manager
5. Colin MacMillan – Works Coordinator, Road Construction Services.

Probity: Gary Ridgway, Contracts Specialist and Caron Peasant, Contracts Officer - Procurement Services.

Scoring Table - Combined Totals

<b>Tenderer's Name</b>	<b>Percentage Score</b>		
	<b>Non-Cost Evaluation</b>	<b>Cost Evaluation</b>	<b>Total</b>
	<b>60%</b>	<b>40%</b>	<b>100%</b>
<b><i>Pearmans Electrical**</i></b>	<b><i>39.78%</i></b>	<b><i>35.70%</i></b>	<b><i>75.48%</i></b>
<b><i>KP Electric (Australia) PL**</i></b>	<b><i>38.79%</i></b>	<b><i>36.39%</i></b>	<b><i>75.18%</i></b>
<b><i>Northlake Electrical PL**</i></b>	<b><i>41.11%</i></b>	<b><i>33.22%</i></b>	<b><i>74.33%</i></b>

Surun Services PL	38.04%	34.46%	72.50%
Gilmore Global PL	31.93%	40.00%	71.93%
Burgess Enterprises Australia	32.08%	37.49%	69.57%
Rhysco Holdings PL	36.48%	32.85%	69.33%
JF Covich & Co PL	37.04%	31.70%	68.74%
Future Power WA PL	33.45%	34.75%	68.20%
Elexacom	38.10%	28.72%	66.82%
Insight Electrical Technology	39.29%	27.30%	66.59%
AE Hoskins & Sons	36.86%	24.69%	61.55%

*\*\* Recommended Submissions*

### *Evaluation Criteria Assessment*

#### Demonstrated Experience

Northlake Electrical scored highest in this criterion, followed by Surun Services and Insight Electrical. KP Electric Australia was fourth and Pearmans Electrical was fifth overall. All of these respondents demonstrated to the evaluation panel that they possess the required experience to undertake the scope of works as outlined in the tender documents. The submissions received from these contractors were all of a high standard reflecting the evenness of the scores in this category. The submissions from Gilmore Global, Burgess Enterprises and Future Power WA did not provide sufficient detail reflecting their lower score.

#### Resources

Northlake Electrical, Insight Electrical and J F Covich Co scored highest in this criterion closely followed by Pearmans Electrical and Elexacom. These companies satisfied the panel that their staff and company structures can adequately comply with the tender specification and have personnel with the appropriate skills and experience to deliver the works as prescribed in the tender. They also detailed a solid system of responding to electrical systems breakdown and repair mechanisms to ensure continuity of service.

#### Demonstrated Understanding

Pearmans Electrical, Northlake Electrical, KP Electric Australia and JF Covich Co scored highest in this criterion, having demonstrated their understanding of the services and provided details of their work plans/procedures, risk management strategy and performance reporting

procedures. Of the remaining shortlisted tenderers the submissions from Gilmore Global, Burgess Enterprises and Future Power WA did not provide sufficient detail reflecting their lower score.

### Sustainability

The panel notes that the majority of companies were able to demonstrate a moderate level of sustainable work practices as reflected in the evenness of the scoring in this category with Pearmans Electrical, Northlake Electrical and KP Electric Australia scoring highest.

### Summation

The tenders submitted by Pearmans Electrical, KP Electric (Australia) PL and Northlake Electrical PL scored highest on both qualitative and total score, thus are considered to be the most advantageous for the City. Therefore the Evaluation Panel recommends these three contractors are included in the Panel of Pre-Qualified Suppliers for Electrical Services.

Pearmans Electrical, Northlake Electrical and JF Covich Co are current electrical services providers to the City of Cockburn. It is noted that whilst JF Covich Co scored comparatively high across a number of key areas, on this occasion it failed to demonstrate value for money. Hence, the Panel deemed the overall response from JF Covich did not meet the standard required by the City.

The recommendation for the three selected panel members is based on:

- Well demonstrated experience in performing similar work for similarly sized contracts, including positive referee feedback.
- A range of personnel that have experience in managing the services associated with the requirements of the contract.
- Having the required resources and contingency measures to undertake the works.
- The best value for money.

Referees were consulted on KP Electric (Australia) PL only as both Pearmans Electrical and Northlake Electrical PL are incumbent suppliers to the City and therefore deemed not required. All information gathered considered KP Electric (Australia) PL capable of delivering to the programme, budget and quality expected of the City.

## **Strategic Plan/Policy Implications**

### **City Growth**

- Maintain service levels across all programs and areas.

**Community, Lifestyle & Security**

- Provide for community facilities and infrastructure in a planned and sustainable manner.
- Create and maintain recreational, social and sports facilities and regional open space.

**Economic, Social & Environmental Responsibility**

- Improve energy efficiency and waste management within the City's buildings and facilities and more broadly in our community

**Leading & Listening**

- Deliver sustainable governance through transparent and robust policy and processes.
- Ensure sound long term financial management and deliver value for money

**Budget/Financial Implications**

The estimated per annum operating contract value of \$350,000 Ex GST for providing the provision of Electrical Services falls within the 2016/2017 Operational Works budget, spread across the City of Cockburn Operational budgets.

For the purposes of evaluating this tender the panel has based the cost model on an estimated 1,000 hours per year across the schedule of rates submitted, this is an indicative amount only, that may vary due to operational factors. The rates submitted by Pearmans Electrical, Northlake Electrical and KP Electric Australia are considered competitive when compared against the respondents

In 2016/2017 YTD the City of Cockburn has spent \$345,000 Ex GST on Electrical repairs and maintenance services across all facilities, parks, reserves and public open spaces. During the same period the total expenditure across all budgets (including Capital works) is \$1.4million.

**Legal Implications**

Section 3.57 of the Local Government Act 1995 and Part 4 of the Local Government (Functions and General) Regulations 1996 refers.

**Community Consultation**

N/A

### **Risk Management Implications**

The Risk Management implications if Council do not support this recommendation to undertake Electrical Maintenance Services are as follows:

A significant increase in lighting and electrical systems failure creating safety issues for members of the public and staff.

- A significant increase in electrical safety system failures creating unacceptable electrical hazards to members of the public and staff.
- A significant increase in disruption to members of the public and Staff due to failure of maintaining electrical supply systems to the required standards across all infrastructure assets.
- An increase in public complaints and dissatisfaction in Council services, particularly as Community Perception Surveys place a high expectation on public lighting.

### **Attachment(s)**

The following Confidential Attachments are provided under a separate cover:

1. Compliance Assessment
2. Consolidated Evaluation Panel Score Sheet
3. Tendered Prices

### **Advice to Proponent(s)/Submissioners**

Those who lodged a tender submission have been advised that this matter is to be considered at the 13 July 2017 Ordinary Council Meeting.

### **Implications of Section 3.18(3) Local Government Act, 1995**

Nil.

## **17.3 (OCM 13/07/2017) - TENDER NO. RFT 08/2017 LANDSCAPE MAINTENANCE SERVICES (PUBLIC OPEN SPACE AND STREETScape AREAS) (L VIEIRA) (ATTACH)**

### **RECOMMENDATION**

That Council

- (1) accept the Tender submitted by Landscape Elements Pty Ltd, for Landscape Maintenance Services (Public Open Space) – Atwell for a period of three (3) years from the date of commencement, for an estimated total contract value of \$1,210,650 Ex GST;
- (2) accept the Tender submitted by Sanpoint Pty Ltd, for Landscape

Maintenance Services (Public Open Space) – *Aubin Grove* for a period of three (3) years from the date of commencement, for an estimated total contract value of \$678,513 Ex GST;

- (3) accept the Tender submitted by GAS Assets Pty Ltd, for Landscape Maintenance Services (Streetscape Areas) – *Citywide* for a period of three (3) years from the date of commencement, for an estimated total contract value of \$555,822 Ex GST; and
- (4) accept the Tender submitted by GAS Assets Pty Ltd, for Landscape Maintenance Services (Public Open Space & Streetscapes) – *Calleya Estate (Treeby)* for a period of three (3) years from the date of hand over of the first stage Public Open space (proposed September 2017) and subsequent POS and streetscapes areas, for an estimated total contract value of \$39,567 Ex GST (Stage 1 POS).

## COUNCIL DECISION

### Background

The City of Cockburn (the Principal) is seeking suitably qualified, experienced and equipped contractors to provide Landscape Maintenance Services for the Public Open Space principally within the suburbs of Atwell, Aubin Grove, Treeby and nominated Streetscape areas Citywide. These suburbs have been identified due to their well-defined boundaries and similar number of public open space areas which can be readily packaged into a functional and manageable works schedule.

The Parks Service Unit has for the past several years has engaged suitably qualified and experienced landscape contractors to provide all plant, materials, labour and skills to maintain and improve the amenity of public open space and landscaped areas, that become the City's responsibility at handover. The continued development of Public Open Space throughout the City and the constraints in absorbing the workload within the current Parks Operations workforce requires the provision for contract works to meet the shortfall.

The scope of works includes pest, disease and weed control, mowing, edging, fertilising of irrigated grassed areas, garden bed maintenance, irrigation system scheduling and repair, playground and sandpit maintenance, tree pruning, path and paved areas maintenance, litter and rubbish removal. The span of deliverables will extend to approximately 45 hectares of Public Open Space and 20 hectares of Streetscape areas.

Tender Number RFT 08/2017 Landscape Maintenance Services (Public Open Space and Streetscape areas), was advertised on Wednesday 5 April 2017 in the Local Government Tenders section of "The West Australian" newspaper. It was also displayed on the City's E-Tendering website between the Wednesday 5 April 2017 and Thursday 27 April 2017.

### Submission

Tenders closed at 2:00pm (AWST) Thursday 27 April 2017 and nine (9) tender submissions were received from the following companies:

1. BCL Group Pty Ltd
2. GAS Assets Pty Ltd trading as Gecko Contracting & Landscape Maintenance
3. Horizon West Landscape & Irrigation Pty Ltd
4. Landscape Elements Pty Ltd
5. Sanpoint Pty Ltd trading as LD Total
6. The Lochness Unit Trust trading as Lochness Landscape Services
7. Skyline Landscape Services Group Pty Ltd
8. The Violet Family Trust trading as Wattle Facilities Group
9. Total Eden Pty Ltd

### Report

#### Compliance Criteria

The following criteria were used to determine whether the submissions received were compliant:

	Compliance Criteria
(a)	Compliance with the Conditions of Tendering ( <b>Part 1</b> ) of this Request.
(b)	Compliance with the Specification ( <b>Part 2</b> ) contained in the Request.
(c)	Completion and submission of Form of Tender – <b>Clause 3.1</b> .
(d)	Compliance with Insurance Requirements and completion of <b>Clause 3.2.7</b> .

	<b>Compliance Criteria</b>
(e)	Compliance with Pesticide's Operator's Licence requirements (Clause 1.11.12) and completion of <b>Clause 3.6</b>
(f)	Compliance with Qualitative Criteria requirements and completion of <b>Section 3.3.2</b>
(g)	Compliance with Fixed Price and completion of <b>Section 3.4.2.</b>
(h)	Compliance with and completion of the Price Schedule in the format provided in <b>Part 4.</b>
(i)	Compliance with Sub-Contractors Requirements and completion of <b>Clause 3.5</b>
(j)	Compliance with ACCC Requirements and completion of <b>Appendix A.</b>
(k)	Acknowledgement of any Addenda issued.

### Compliant Tenderers

All of nine (9) submissions were deemed compliant and evaluated.

### Evaluation Criteria

<b>Evaluation Criteria</b>	<b>Weighting Percentage</b>
Demonstrated Experience	20%
Key Personnel Skills & Experience	10%
Tenderers Resources	20%
Sustainability	10%
Tendered Price	40%
<b>TOTAL</b>	<b>100%</b>

### Tender Intent / Requirements

The City is seeking suitably qualified and experienced landscape maintenance contractors to provide all plant, materials, labour and skills to maintain and improve the public open space amenity and landscaped areas of the Atwell, Aubin Grove and nominated Streetscape areas citywide. The City will contract for a period of three (3) years from the date of commencement with a City instigated options to extend for a period of one (1) subsequent year plus an addition 12 months.

Evaluation Panel

The tender submissions were evaluated by the following:

1. Lou Vieira – Parks Manager (Chairperson)
2. Andrew Trosic – Manager, Strategic Planning
3. Alison Waters – Parks Operations Coordinator
4. Travis Moore – Recreation Services Coordinator

Scoring Table

Table 1 – Atwell Suburb

Tenderer's Name	Percentage Scores		
	Cost Evaluation	Non - Cost Evaluation	Total
	40%	60%	100%
Skyline Landscape	39.84%	40.80%	80.64%
Gecko Contracting	34.29%	43.94%	78.23%
Lochness Landscapes	37.35%	40.41%	77.76%
<b>Landscape Elements **</b>	<b>34.49%</b>	<b>43.13%</b>	<b>77.62%</b>
LD Total	29.54%	42.16%	71.70%
Wattle Facility Group	40.00%	31.18%	71.18%
BCL Group	34.46%	33.13%	67.59%
Horizon West	25.42%	37.68%	63.10%
Total Eden	19.18%	28.05%	47.23%

\*\* Recommended Submissions

Table 2 – Aubin Grove Suburb

Tenderer's Name	Percentage Scores		
	Cost Evaluation	Non - Cost Evaluation	Total
	40%	60%	100%
Skyline Landscape	40.00%	40.80%	80.80%
<b>LD Total **</b>	<b>36.09%</b>	<b>42.16%</b>	<b>78.25%</b>
Landscape Elements	32.06%	43.13%	75.19%
Gecko Contracting	30.22%	43.94%	74.16%
Lochness Landscapes	28.97%	40.41%	69.38%

Wattle Facility Group	37.28%	31.18%	68.46%
Horizon West	30.31%	37.68%	67.99%
BCL Group	27.71%	33.13%	60.84%
Total Eden	19.85%	28.05%	47.90%

\*\* Recommended Submissions

Table 3 – Streetscapes Citywide

Tenderer's Name	Percentage Scores		
	Cost Evaluation	Non - Cost Evaluation	Total
	40%	60%	100%
<b>Gecko Contracting **</b>	<b>40.00%</b>	<b>43.94%</b>	<b>83.94%</b>
Skyline Landscape	34.87%	40.80%	75.67%
LD Total	32.74%	42.16%	74.90%
Wattle Facility Group	35.57%	31.18%	66.75%
Landscape Elements	23.56%	43.13%	66.69%
Lochness Landscapes	21.87%	40.41%	62.28%
BCL Group	26.68%	33.13%	59.81%
Horizon West	21.43%	37.68%	59.11%
Total Eden	9.34%	28.05%	37.39%

\*\* Recommended Submissions

Table 4 – Calleya Estate (Treeby)

Tenderer's Name	Percentage Scores		
	Cost Evaluation	Non - Cost Evaluation	Total
	40%	60%	100%
<b>Gecko Contracting **</b>	<b>37.418%</b>	<b>43.94%</b>	<b>81.35%</b>
Skyline Landscape	40.00%	40.80%	80.80%
LD Total	36.56%	42.16%	78.72%
Horizon West	35.20%	37.68%	72.88%
Landscape Elements	29.15%	43.13%	72.28%
Wattle Facility Group	37.81%	31.18%	68.99%
Lochness Landscapes	26.27%	40.41%	66.68%
BCL Group	24.31%	33.13%	57.44%
Total Eden	13.02%	28.05%	41.07%

\*\* Recommended Submissions

*Evaluation Criteria Assessment*Demonstrated Experience

Gecko Contracting, LD Total and Landscape Elements, all provided sufficient detail in their submissions, to satisfy the panel of their experience in managing large scale landscape maintenance contracts for a number of local government authorities. The submissions detailed experience in maintaining POS and garden bed areas to a high presentation level and irrigation maintenance to ensure sustained turf growth. In addition they all supplied satisfactory responses to contingency measures ensuring the tender deliverables will be achieved. Based on the responses Gecko Contracting, LD Total and Landscape Elements received the highest scores in this section. Skyline Landscape was ranked fourth overall by the panel.

Responses in this category from Horizon West, Lochness Landscapes and BCL Group, lacked the level of detail to demonstrate their credentials in this criteria, particularly in contingency measures to mitigate issues that may arise during contract period. Total Eden and Violet Trust Wattle scored the lowest in this criterion, reflecting their lack of experience in delivering landscape maintenance contracts for local governments.

Key Personal Skills and Experience

All tender submissions satisfied the panel that their staff and company structures can adequately comply with and deliver the works described in the tender specification. Details on key personnel and their experience were listed by each tenderer and what role was to be performed by each. The assessment for each tenderer under this criterion was similar, reflecting the evenness of the scores.

Tenderer's Resources

The weighting applied to this category reflects the importance of providing adequate detail in their submissions regarding the age, suitability, condition and quantity of plant and equipment to fulfil the requirements of the tender. Gecko Contracting, LD Total and Landscape Elements scored highest in this category reflecting the capacity of their business to deliver the works through the range and condition of their key resources.

Horizon West, Skyline Landscape, Lochness Landscape, Violet Trust Wattle, BCL Group and Total Eden's submissions lacked the necessary detail to inform the panel they could provide the required resources to comply with the specification of the contract.

## Sustainability

All tenderers failed to provide adequate detail in this criteria relating to sustainability achievements, awards and contribution to social benefits which was reflected in low scores across the board.

## Summation

The evaluation panel recommends that Council accept the submissions from:

- (1) Landscape Elements Pty Ltd, for Landscape Maintenance Services (Public Open Space) – *Atwell* for an estimated total contract value of \$1,210,650 Ex GST.
- (2) Sanpoint Pty Ltd, for Landscape Maintenance Services (Public Open Space) – *Aubin Grove* for an estimated total contract value of \$678,513 Ex GST.
- (3) GAS Assets Pty Ltd, for Landscape Maintenance Services (Streetscape Areas) – *Citywide* for an estimated total contract value of \$555,822 Ex GST.
- (4) GAS Assets Pty Ltd, for Landscape Maintenance Services (Public Open Space & Streetscapes) – *Calleya Estate (Treeby)* for an estimated total contract value of \$39,567 Ex GST (Stage 1 POS).

The City has considered the existing performance of the incumbent, in determining the below recommendation.

The recommendation is based on:

- Well demonstrated experience in performing similar work for the City of Cockburn and other local governments.
- A range of personnel that have experience in managing the works associated with the requirements of the contract.
- Having the required resources and contingency measures to undertake the works.
- The best value for money.

## **Strategic Plan/Policy Implications**

### **City Growth**

- Maintain service levels across all programs and areas

### **Community, Lifestyle & Security**

- Create and maintain recreational, social and sports facilities and regional open space

**Leading & Listening**

- Ensure sound long term financial management and deliver value for money

**Budget/Financial Implications**

The combined total of tendered prices submitted for Landscape Maintenance Services, Atwell, Aubin Grove and Streetscapes areas amounts to \$815,000 Ex GST per annum which equals the adopted 2017/19 Contract Landscape Maintenance budget.

The following table indicates the last three (3) years of expenditure for Contract Landscape Maintenance Services.

<b>FINANCIAL YEAR</b>	<b>BUDGET (Ex GST)</b>	<b>ACTUAL (Ex GST)</b>
2014/2015	\$373,000	\$517,000
2015/2016	\$507,000	\$578,000
2016/2017	\$815,000	\$654,617 (YTD)
2017/2018	\$815,000	

**Legal Implications**

N/A

**Community Consultation**

N/A

**Risk Management Implications**

Failure to adopt the tender will result in the public open space and streetscapes not being maintained to a level which is functional and usable by the community. Parks are maintained to ensure they are continually accessed, reach their anticipated lifespans and compensation claims to the City are minimised.

**Attachment(s)**

The following Confidential Attachments are provided under a separate cover:

1. Consolidated Summary
2. Consolidated Score Sheet
3. Tendered Prices

**Advice to Proponent(s)/Submissioners**

Those who lodged a tender submission on the proposal have been advised that this matter is to be considered at the 13 July 2017 Ordinary Meeting.

**Implications of Section 3.18(3) Local Government Act, 1995**

N/A.

**18. COMMUNITY SERVICES DIVISION ISSUES****19. EXECUTIVE DIVISION ISSUES****20. MOTIONS OF WHICH PREVIOUS NOTICE HAS BEEN GIVEN****21. NOTICES OF MOTION GIVEN AT THE MEETING FOR CONSIDERATION AT NEXT MEETING****21.1 (OCM 13/07/2017) - COMMISSION DISTRICT TRAFFIC STUDY COVERING ALL LOCAL GOVERNMENTS (163/009) (C SULLIVAN / J KIURSKI)****RECOMMENDATION**

That Council

- (1) make representation to South West Group of Councils to commission a District Traffic Study that covers all the neighbouring local governments as well as approach the Cities of Canning, Gosnells and Armadale;
- (2) share the cost of the study between the participating local governments based on relative populations, should an agreement be reached among them; and
- (3) advise Elected Members of the decision of the South West Group on this matter.

**COUNCIL DECISION**

## Background

Cr Portelli provided by e-mail on 7 June 2017 a Notice of Motion to be presented at the 13 July 2017 Ordinary Council Meeting as follows.

*That Council:*

- (1) makes representations to South West Group of Councils to commission a District Traffic Study that covers all the neighbouring Local Government's Plus approach Canning, Gosnells and Armadale. The local governments to share the costs of the study;*
- (2) gets briefed on the results, analysis and recommendations;*
- (3) ask the South West Group to brief Main Roads on the results; and*
- (4) get a commitment from state government to act on the findings in a timely manner.*

## Reason

*A comprehensive study of south of the river area will reveal traffic flow internally and externally of our LGs and be more accurate in determining solutions.*

*It will be best to use the ROM method of traffic modelling so it is easily used by Main Roads. We are due to do a DTS in the next 12 to 18 months and it makes sense to collaborate with neighbouring LGs to get a better picture of traffic flow and solutions.*

## Submission

N/A

## Report

Initial contact has been made with the Director South West Group who advised on the procedure for consideration of such a submission which would need South West Group Board approval. The next Board Meeting is on 4 September 2017. Prior to that, the proposal would need to go to the Technical Directors Meeting of 14 August 2017 and the CEO Meeting of 28 August 2017.

Initial contact has also been made at Director Level with City of Armadale and City of Gosnells, both of which have recently updated their district traffic models based on the MRWA ROM data.

Further actions proposed in the Notice of Motion related to third parties (i.e. Southwest Group, Main Roads WA, and the state government) will be dependent on the outcome of deliberations by the Southwest Group.

The City of Cockburn District Traffic Study (DTS) was last updated in 2013 and is due for another revision.

## **Strategic Plan/Policy Implications**

### **Moving Around**

- Reduce traffic congestion, particularly around Cockburn Central and other activity centres.
- Improve connectivity of transport infrastructure.
- Continue advocacy for a better solution to regional freight movement.

### **Community, Lifestyle & Security**

- Provide for community facilities and infrastructure in a planned and sustainable manner.

### **Leading & Listening**

- Strengthen our regional collaboration to achieve sustainable economic outcomes and ensure advocacy for funding and promote a unified position on regional strategic projects.

## **Budget/Financial Implications**

Budget implications cannot be determined until representation is made to all the local authorities involved and a decision on the project scope and viability is obtained, after which a further report to Council will give an indication of the future budget.

## **Legal Implications**

None at this time until the joint project and expenditure agreements are reached.

## **Community Consultation**

Prior to any community consultation, City officers need to make representation to the South West Group of Councils along with the Cities of Canning, Gosnells and Armadale to determine if the project goes forward.

### **Risk Management Implications**

The risk to the City of not proceeding is that an opportunity may be lost to carry out a regional traffic study funded by all the local authorities involved.

### **Attachment(s)**

N/A

### **Advice to Proponent(s)/Submissioners**

N/A

### **Implications of Section 3.18(3) Local Government Act, 1995**

Nil.

## **22. NEW BUSINESS OF AN URGENT NATURE INTRODUCED BY MEMBERS OR OFFICERS**

## **23. MATTERS TO BE NOTED FOR INVESTIGATION, WITHOUT DEBATE**

### **23.1 (OCM 13/07/2017) - ACCEPTANCE OF PETITIONS BY COUNCIL (082/002) (D GREEN) (ATTACH)**

#### **RECOMMENDATION**

That Council

- (1) make a Local Law to amend its Standing Orders Local Law 2016 by the following:
  1. In Clause 4.2 "Order of Business" delete "(11) Petitions".
  2. Delete Clause 4.6 "Petitions".
- (2) refer Position Statement PSES5 "Petitions – Notification of Reception to Elected Members" to the Delegated Authorities, Policies and Position Statements Committee for a review of the formalities associated with the presentation and processing of petitions by the City of Cockburn, as currently provided for in the Standing Orders Local Law.

## COUNCIL DECISION

### Background

At the June 2017 Ordinary Council Meeting, Councilor Smith requested in writing the following be noted for investigation:

*“A report exploring options for Cockburn residents to submit e-petitions. The report to include the changes needed to the City’s Standing Orders Local Law and the model used by the City of Brisbane.”*

### Submission

N/A

### Report

Petitions have always been a mechanism utilised by the community to express an opinion, or request a specific action be taken, in relation to a matter of public interest. Such petitions, once completed, are usually provided to the relevant level of Government and contain a statement of objective for consideration by the governing organisation.

Traditionally, the form of such petitions has followed a specific template and requires the petition organiser to obtain a level of detail which can identify parties to the petition. This typically includes a name, address and signature which are considered important to some organisations when validation of the petition’s subject matter is concerned. Many organisations will only accept a level of verification which can identify its stakeholders as being relevant. In such cases, petition respondents that don’t fall into the category of stakeholders are ignored from any consideration. Accordingly, the relevance of petitions can be influenced by the level of “authentic” participants as identified by the receiving organisation, rather than the sheer quantity of responses. In a local government context, this would relate to residents of a district and include business proprietors.

With the advent of on-line platforms, the petition environment has rapidly developed to suit a more immediate capability and now enables opportunities for petitions to be simply accessed and responded to. These are provided by product suppliers at low, or no cost to those

who are seeking a quick and easy form of gaining public support for a cause.

The question facing the City of Cockburn in response to these rapidly changing circumstances is whether Council places enough emphasis on petitions as a means by which the community can raise legitimate concerns for presentation to Council.

Currently, this process is listed in the City of Cockburn Standing Orders Local Law, thus elevating it as an issue of relative importance in the hierarchy of Council considerations. The Standing Orders go on to emphasise that petitions are required to conform with clear standards of presentation, prior to being legitimately accepted by Council. That is, correctly formatted petitions are to be accepted and processed through an endorsed procedure, whereas non-conforming petitions are not and are effectively rejected.

It should be noted that petitions have no legislative basis or function, apart from that outlined in Clause 4.6 of the City's Standing Orders Local Law. In that respect, any adjustment to the manner in which Council formally deals with petitions in the future will require a corresponding amendment to the Local Law, which involves an extended period (minimum 6 weeks) of public consultation, in addition to being endorsed twice through the Council meeting process.

The prevalence of the traditional hard copy petition as a means of stimulating debate and outcomes on community issues has diminished in recent times, primarily as the result of the on-line environment which enables community views to be collected almost instantaneously. In a fast paced society, this is a trend likely to increase over time, raising questions on the relevance of the current City of Cockburn position which relies on prescriptive compliance requirements to be adhered to before petitions can be accepted and considered.

Initially, it would seem reasonable to simply amend this situation to enable the acceptance of on-line petitions as a legitimate avenue for the community to provide feedback to the City on matters of concern. However, on further examination, there needs to be some assessment of the impact such a reversal of the current process would have on the organisation.

There are some considerations to be factored in to any review which opens the channels for the formalised receipt of community petitions to be simplified. Broadly, these can be confined to the following:

- *Is the petition still a valid mechanism for community concerns to be raised with the City of Cockburn?*

The formatted procedure currently required by the City of Cockburn for receiving petitions was introduced in a previous era, prior to the concept of on-line petitioning being ever contemplated. Accordingly, the digital age now dominates the communication landscape between organisations and its stakeholders like never before. Community engagement has concurrently made huge recent advances in this regard and the public has never had greater access to participatory consultation with the City. Matters which are likely to impact on the community are now noted on the City's website and "feedback submission forms" provided to solicit the views and opinions of the related community. These can be issues which are current or future and are identified by the relevant/specialist staff in order to maximise the opportunities for community input and feedback on any City proposals of note. This process obviously lessens the number of issues which may be of critical concern within the community and has probably contributed to the gradual decline in the number of "traditional" petitions being received by the City over time. In addition, the City of Cockburn has increased its allocation of resources to the Community Development Unit as a means of establishing regular collaborative arrangements with localised suburb representatives in addressing issues related specifically to their suburb. Given the ready availability of human resources to assist in community activation programs, the need for a formalised and possibly outdated mode of representative community contact, becomes questionable.

- *What subject matters in a petition should Council consider suitable to address?*

These can be confined to topics in which Council has a direct interest or control over, or is subject to a position already adopted by Council. If there are no restrictions, then the risk of Council being presented with peripheral issues of little or no consequence to its core operations increases with the simplified availability of on-line petition sites, such as Change.org

- *Should the contributors to a petition be restricted to residents of the City?*

The current form of the petition document identifies the name and address of each petitioner, thus enabling the relevance of those signing to be ascertained. Simple on-line petition formats only require a postcode to be entered (if in Australia); however, there is a drop down menu associated with some to allow international participants to be involved. Again, consideration of both the subject matter and uncontrolled access by "signatories" to some on-line petition formats needs to be assessed in terms of its relevance to the City.

From a governance perspective, it is considered that there should be a framework associated with petitions which places the onus on both the origin of the petition (the community) and the intended recipient (the Council) in terms of demonstrating the authenticity of the subject matter and relevance of the participants to the City. This can only be achieved by including some parameters which can validate the intent and relevance of the subject matter, thus ensuring an appropriate response from the City.

In this regard, the current mechanism contained in the City of Cockburn Standing Orders Local Law ensures that petitions can be evaluated for content, against the nominated criteria established by Council, prior to being deemed acceptable or not. Once this is verified, the issue of relevance to the City is then determined by the appropriate officer (CEO) or by resolution of Council to the effect of being referred for a report to be prepared for future Council consideration. While a similar methodology could be implemented for processing the on-line petition equivalent, this would be at the risk of losing the very controls currently in place to manage this issue and system.

In terms of practical implementation of introducing an on-line petitioning capability to the City, the City's Information Services Unit was consulted. Again, the issue of how to "manage" the end product was raised as the most crucial element of such an exercise. Brief research has identified that there are two distinct pathways for an organisation to follow if they wish to pursue an integrated on-line petition environment for the community to access. These are:

- Authenticated – This process involves a sophisticated system of validating the "signatories" to an on-line petition as being resident in the City of Cockburn. This is achieved by introducing a data matching mechanism which accesses a database, such as Australia Post or the Electoral Commission, containing the most recent personal details of petition respondents, to ensure they are listed as direct City of Cockburn stakeholders. This process is in place at the City of Brisbane and is costly to implement, as linkages and access to other large databases is required as a pre-requisite. A similar exercise undertaken by the City's Manager, Information Services in a previous role cost the organisation in the vicinity of \$90,000 to establish. Obviously, if the City wished to pursue this option, funds would need to be allocated to cater for this.
- Non Authenticated – This refers to the simple "Change.org" site, or similar, which provides a standardised format capable of being accessed at no cost by anyone wishing to initiate a petition to be monitored and controlled externally by a third party and presented to the City, or Council, in a similar manner as presently occurs, either through the CEO, or Council, directly. While this provides a

“low cost” option for those participating in the process, it severely compromises the capacity to identify whether respondents are residents of Cockburn.

### Conclusion

In order to establish whether there needs to be a radical change in the manner by which the petition process is dealt with by Council, some initial consideration should be given to whether it is a necessary, or relevant, form of approach in this time of “instant” communication. The City of Cockburn has made great advancements in the methods it uses to engage, consult and inform its community since the concept has become an expected outcome of productive stakeholder interaction. Current processes involve far greater use of personal contact and digital communication in order to identify, address and resolve community concerns. Accordingly, it is considered that the need to include a form of petitioning as an additional avenue for the community to express its views to Council is probably superseded in the current climate. The preferred remedy to this situation is for the City’s relevant Standing Orders Local Law to be amended to remove mention of the petition requirements, the effect of which will nullify the need for any control regime to be applied to the form and function of petitions within the City of Cockburn. A less formal approach to adapting to the on-line environment in this regard, could be for Council to review its Position Statement PSES5 on the manner in which petitions can be recognised and a procedure for considering these in a less stringent manner than currently exists under the City’s Standing Orders.

### **Strategic Plan/Policy Implications**

Position Statement PSES5 ‘Petitions – Notification of Reception to Elected Members’ refers.

#### **Leading & Listening**

- Deliver sustainable governance through transparent and robust policy and processes.
- Listen to and engage with our residents, business community and ratepayers with greater use of social media.

### **Budget/Financial Implications**

Minor costs associated with advertising the proposed amendments to the Local Law are available within the Governance section of the Municipal Budget.

### **Legal Implications**

Section 3.12 of the Local Government Act 1995 refers.

Clause 4.6 of Council's Standing Orders Local Law 2016 refers.

### **Community Consultation**

Amendments to a Local Law require a minimum 6 weeks public comment period. Submissions will also be sourced through the City's "Comment on Cockburn" facility on the City of Cockburn website.

### **Risk Management Implications**

A "low" level of "Brand / Reputation" risk is associated with this item being considered by Council which will be largely influenced by public opinion.

### **Attachment(s)**

1. Proposed City of Cockburn Standing Orders Amendment Local Law No. 2, 2017.
2. Position Statement PSES 5 "Petitions – Notification of Reception to Elected Members".

### **Advice to Proponent(s)/Submissioners**

The Proponent has been advised that this matter is to be considered at the July 2017 Council Meeting.

### **Implications of Section 3.18(3) Local Government Act, 1995**

Nil.

## **24. CONFIDENTIAL BUSINESS**

## **25 (OCM 13/07/2017) - RESOLUTION OF COMPLIANCE**

### **RECOMMENDATION**

That Council is satisfied that resolutions carried at this Meeting and applicable to items concerning Council provided services and facilities, are:-

- (1) integrated and co-ordinated, so far as practicable, with any provided by the Commonwealth, the State or any public body;
- (2) not duplicated, to an extent Council considers inappropriate, services

or facilities as provided by the Commonwealth, the State or any other body or person, whether public or private; and

(3) managed efficiently and effectively.

#### **COUNCIL DECISION**

## **26 (OCM 13/07/2017) - CLOSURE OF MEETING**

The meeting closed at

**LOCAL GOVERNMENT ACT 1995**  
*City of Cockburn*  
 (LOCAL GOVERNMENT ACT) AMENDMENT LOCAL LAW 2017

Under the powers conferred by the *Local Government Act 1995* and all other powers enabling it, the City of Cockburn resolved on ..... to adopt the following local law.

**1. Citation**

This local law may be cited as the *City of Cockburn (Local Government Act) Amendment Local Law 2017*.

**2. Commencement**

This local law comes into operation 14 days after the day of its publication in the *Government Gazette*.

**3. Principal Local Laws**

The *City of Cockburn (Local Government Act) Local Laws 2000* as published in the *Government Gazette* on 9 October 2000 and as published and amended in the *Government Gazette* on 13 November 2001, 15 November 2002, 26 September 2003, 25 November 2003, 27 July 2004, 17 May 2005, 11 January 2008, 10 December 2010, 16 December 2011, 22 June 2012, and 20 December 2013 is referred to as the Principal Local Law. The Principal Local Law is amended.

**4. Part III amended**

After subclause 3.2 (3) insert the following:

- (4) The local government or an authorised officer may set aside specific areas where fishing is prohibited and specified areas for a particular period or until further notice, by causing notices to that effect to be placed in the vicinity of the specified area.

**5. Part VI amended**

After subclause 6.33 insert the following:

**Division 6 — Outdoor eating facilities on public places**

**6.34 Interpretation**

In this Division —

**Facility** means an outdoor dining or eating area or establishment on any part of a public place, but does not include such a facility or establishment on private land;

**permit holder** means the person to whom a permit has been issued for the purpose of clause 6.35; and

**public place** meaning as in clause 1.6

### **6.35 Permit required to conduct a Facility**

A person shall not establish or conduct a Facility without a permit

### **6.36 Application to obtain permit to conduct a Facility**

- (1) An application to obtain a permit to conduct a Facility is required to be submitted to the City of Cockburn.
- (2) The application shall be submitted together with relevant information and fees determined by the City Cockburn, including but not limited to:
  - (a) processing fee and any associated costs;
  - (b) plans, specifications and other relevant details of the Facility;
  - (c) public liability insurance of not less than \$10,000,000 for the Facility.

### **6.37 Public liability insurance required to conduct a Facility**

The public liability insurance is to be valid for the entire period of operation of the Facility.

### **6.38 Renewal of permit to conduct a Facility**

A person shall not continue to conduct a Facility without renewing the permit and shall ensure that the permit is renewed upon the annual expiry date by:

- (1) ensuring the permit approval conditions are complied with;
- (2) paying the annual renewal fee; and
- (3) submitting evidence of current public liability insurance.

### **6.39 Matters to be considered in determining application**

In determining an application for a permit for the purpose of clause 6.36, the local government or an authorised person may consider in addition to any other matter it considers relevant, whether or not

- (a) the Facility is conducted in conjunction with and as an extension of food premises which abut on the Facility, and whether the applicant is the person conducting such food premises;
- (b) any abutting food businesses are registered in accordance with the *Food Act 2008* and whether the use of the premises is permitted under the town planning scheme;
- (c) users of the Facility will have access to proper and sufficient sanitary and ablutionary conveniences;
- (d) the Facility would —
  - (i) obstruct the visibility or clear sight lines at an intersection of thoroughfares of any person; or
  - (ii) impede pedestrian access; and
  - (iii) cause any public hazard or safety risk

- (e) the tables, chairs and other equipment to be used may obstruct or impede the use of the public place for the purpose for which it was designed.

#### **6.40 Obligations of permit holder**

- (1) The permit holder for a Facility shall —
  - (a) maintain the chairs, tables and other structures in the eating area in a serviceable condition at all times;
  - (b) be solely responsible for all and any costs associated with the removal, alteration, repair, reinstatement or reconstruction of any part of the public place arising from the conduct of the Facility; and
  - (c) be solely responsible for all rates and taxes levied upon the land occupied by the Facility.
- (2) Whenever, in the opinion of an authorised person, any work is required to be carried out to a Facility, an authorised person may give a notice to the permit holder for the Facility to carry out that work within the time limited by the notice.
- (3) In subclause (2), “work” includes the removal, alteration, repair, reinstatement or reconstruction of any part of a public place arising from or in connection with the setting up or conduct of a Facility.

#### **6.41 Removal of Facility unlawfully conducted**

Where a Facility is conducted without a permit or in contravention of a condition of a permit or failure to pay the relevant fees, any tables, chairs, umbrellas or other equipment may be removed by an authorised person and impounded in accordance with the Local Government Act.

#### **6.42 Temporary removal of Facility**

- (1) The permit holder for a Facility is to temporarily remove the Facility when requested to do so on reasonable grounds by an authorised person or a member of the Police Service or an emergency service.
- (2) The permit holder may replace the Facility removed under subclause (1) as soon as the person who directed the removal allows it to be replaced.

Dated: .....

The Common Seal of the City of Cockburn was affixed under the authority of a resolution of Council in the presence of –

.....  
LOGAN K. HOWLETT, Mayor

.....  
STEPHEN CAIN, Chief Executive Officer

## Guidelines for Outdoor Eating Facilities

The following are staff guidelines for outdoor eating facilities to be used in a flexible manner and on a case by case basis.

### 1. Layout and Setbacks

- 1.1 Outdoor eating facility areas are to be located directly adjacent the food business to which they are provided for.
- 1.2 A maximum of one chair per square metre may be located in an outdoor eating facility area subject to any restrictions imposed by other laws including but not limited to the Building Code of Australia.
- 1.3 The outdoor eating facilities area shall be located on the footpath against the shop front wall of the food business, unless otherwise approved under special circumstances.
- 1.4 A 1.5m (Figure 1) and 2.0m (Figure 2) wide minimum footpath is to be provided for path users and maintained clear of all obstructions including light poles, street furniture chairs, tables, pot plants and balustrading at all times. The City may impose a wider clearance up to 3m in areas of high pedestrian traffic.
- 1.5 Where the outdoor eating facilities area is proposed and approved in an area of a footpath adjacent to a road carriageway or kerbside parking the alfresco dining area must be located adjacent to the kerb with a minimum kerb clearance of 0.6m as indicated in Figure 2. In areas where kerbs are flush with the road, the minimum kerb clearance must be 1 metre. In areas with high vehicular speeds or road carriageways with potential hazards, the use of outdoor eating facilities may be prohibited at the discretion of the City.
- 1.6 The City will not approve any outdoor eating facilities areas within 1.5m of a, bus stop, bicycle rack, public seat or other street furniture. The City may move street infrastructure at full cost to the applicant to satisfy this requirement.
- 1.7 Ensure adequate accessibility on footpaths and that outdoor eating facilities do not encroach into designated emergency lanes or service vehicles access ways and visual sightlines including:
  - (a) No outdoor eating facility area shall obstruct the entrance to any mall, cause demonstrated inconvenience to adjacent retail or commercial activities, or residential properties, or obstruct the views or access to adjacent properties.
  - (b) The establishment of the outdoor eating facility areas should not normally require extension of the existing footpath, unless this can be

## Guidelines for Outdoor Eating Facilities

done without unduly affecting the prevailing form of the street or prejudicing its proper use as a traffic route and, without involving the loss of kerbside parking or loading zones. Such widening will be at the full cost of the applicant and should use materials to the satisfaction of the City.

- 1.8 If considered required by the City, reimburse the City of Cockburn for all costs associated with preparing the public place for outdoor eating facilities including but not limited to reshaping footpaths and marking the boundaries of the outdoor eating facility area.
- 1.9 Outdoor eating facility is generally not permitted on footpaths with widths less than 2.5 metres. For footpaths with widths between 2.5 metres to 4.5 metres, alfresco dining area next to the building line directly in front of the business may be considered. For footpaths with widths over 4.5 metres, outdoor eating facilities area next to the building line or kerb line may be considered (notwithstanding the minimum clearance requirements from the kerb line) as per Table 1 below.

Table 1

Footpath widths	Alfresco area permit
Less than 2.5 metres	Outdoor eating facility generally not permitted
Between 2.5 to 4.5 metres	Outdoor eating facility (next to building line) may be considered
Over 4.5 metres	Outdoor eating facility (next to the building line OR kerb line) may be considered

## Guidelines for Outdoor Eating Facilities

Figure 1

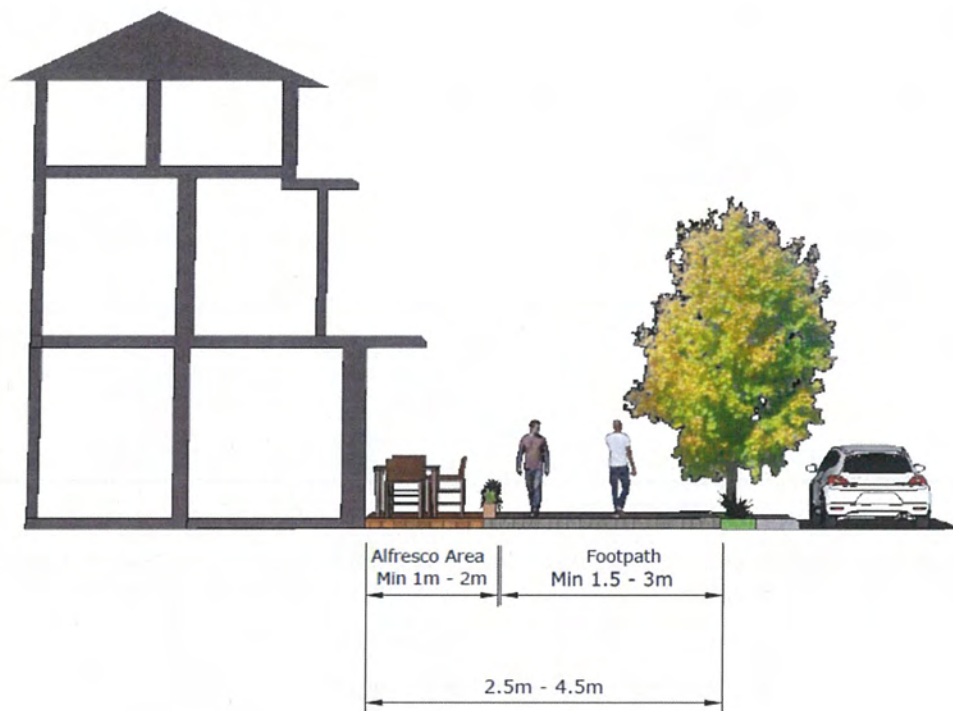
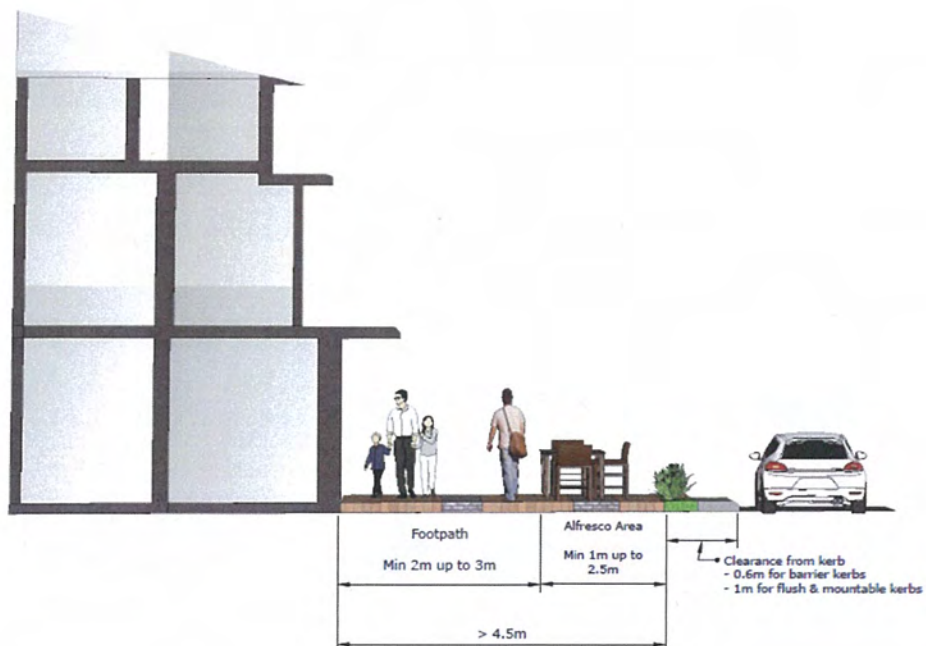


Figure 2



## **Guidelines for Outdoor Eating Facilities**

### **2. Furniture**

- 2.1 All chairs, tables and fittings shall be of a readily portable nature and shall be removed upon the completion of trading. All fittings and furniture such as umbrellas shall be appropriately secured so as to be stable and secure in all conditions.
- 2.2 The furniture should be strong, durable, waterproof, rustproof and weather resistant and should fold or stack for storage for removal from the alfresco dining area each day.

### **3. Shelters, screens and facilities**

- 3.1 To provide shade and shelter high quality awnings or market umbrellas are encouraged. The lowest part of the canopy of the umbrella must be higher than 2.3m from the pavement.
- 3.2 Removable screens up to 1m in height may be used to define the boundary of an alfresco dining area, but should not create a barrier or solid wall effect and drop down screens including glass or perplex panels or clear plastic rolled down from umbrellas and awnings are not permitted.
- 3.3 Use of heaters, fans, coolers and the like shall be safe, secure and comply with all relevant standards and the use of open flame devices is prohibited and the City may restrict the use of such facilities.

### **4. Information to Accompany Applications, Administration and Operation**

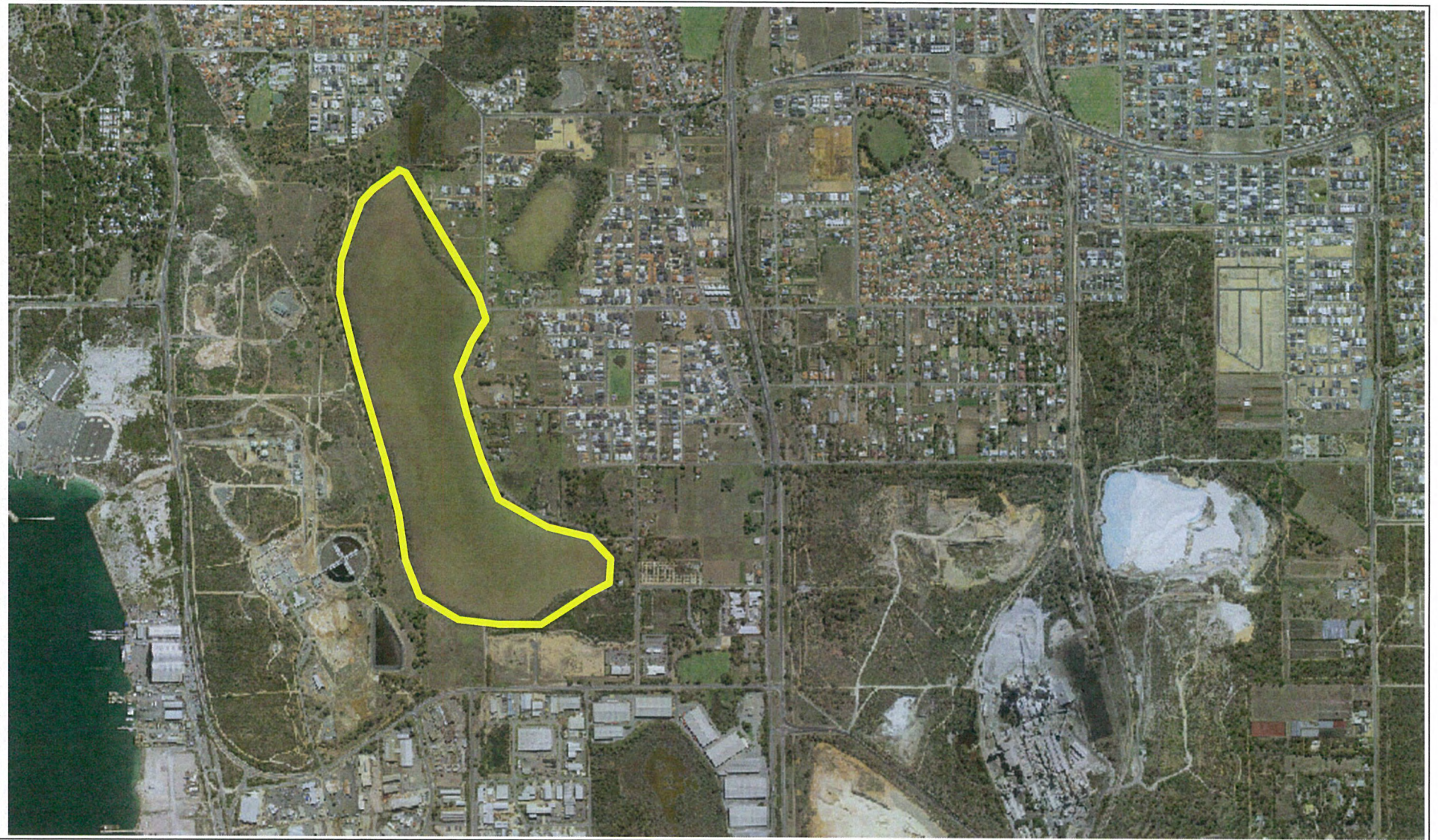
- 4.1 All applications for alfresco dining areas are to be accompanied by a Schedule 5 Form and an appropriate application fee being charged.
- 4.2 Applications for alfresco dining areas are to include one copy of scaled plans indicating the number and location of proposed tables, chairs and other furniture and their relationship to the building and road in which the eating house is located similar to the example illustrated in Figures 1 & 2 above
- 4.3 Diagrams indicating the style and dimensions of all furniture proposed to occupy the alfresco dining area are required.
- 4.4 Applicants are required to stipulate the hours of operation for the proposed alfresco dining area. These may be approved or amended in consultation with the applicant depending upon the location and nature of the alfresco dining.
- 4.5 Applicants should indicate whether alcohol is intended to be served and consumed within the alfresco dining area.

## **Guidelines for Outdoor Eating Facilities**

### **5. Conditions of Approval – (Planning, Health & Engineering)**

If the City is prepared to support an alfresco dining proposal the following conditions may be applied (including a new proposal incorporating the sale of alcohol, or modification of an existing licence to incorporate alcohol):

- 5.1 The City of Cockburn shall be indemnified against any damage which may arise, with the indemnity being Public Liability Insurance cover of over \$10,000,000 minimum.
- 5.2 The City shall be advised directly by the Insurance Company of the Policy and any changes to that Policy, a copy of which is to be kept at the City.
- 5.3 The licensee is to maintain the footpath to a high standard of cleanliness and hygiene to the satisfaction of the City of Cockburn. This will include removing grease and stains and washing of the pavement. Under no circumstances are waste materials to be swept or placed in the street or footpath outside the approved alfresco dining area.



**City of Cockburn**  
G.I.S Services Department

Indicative No Fishing Zone - Lake Coogee

PRINTED ON:  
5/07/2017

SCALE = 1:18514

DISCLAIMER - The City of Cockburn provides the information contained herein and bears no responsibility or liability whatsoever for any errors, faults, defects or omissions of information contained in this document.





**City of Cockburn**  
G.I.S Services Department

**Indicative No Fishing Zone- Coogee  
Maritime Trail**

PRINTED ON:  
5/07/2017

SCALE = 1:1590

DISCLAIMER - The City of Cockburn provides the information contained herein and bears no responsibility or liability whatsoever for any errors, faults, defects or omissions of information contained in this document.





**City of Cockburn**  
G.I.S Services Department

Indicative No Fishing Zone - Eco Shark  
Barrier

PRINTED ON:  
6/07/2017

SCALE = 1:3106

DISCLAIMER - The City of Cockburn provides the information contained herein and bears no responsibility or liability whatsoever for any errors, faults, defects or omissions of information contained in this document.



**LOCAL GOVERNMENT ACT 1995**

***City of Cockburn Parking and Parking Facilities Amendment No 2 Local Law 2017***

Under the powers conferred by the *Local Government Act 1995* and under all other powers enabling it, the Council of the City of Cockburn resolved on ..... to adopt the following local law.

**1. Citation**

This local law may be cited as the *City of Cockburn Parking and Parking Facilities Amendment No 2 Local Law 2017*.

**2. Commencement**

This local law will commence 14 days after the date of the publication in the *Government Gazette*.

**3. Principal Local Laws**

This Local Law *City of Cockburn Parking and Parking Facilities Local Law 2007* published in the *Government Gazette* on 11 January 2008 and as amended on 16 May 2014, 26 September 2014, 21 July 2015, and 23 May 2017.

**4. Schedule 1 amended**

Insert the following after clause (3):

(4) Parking Station No 4 Bibra Lake Reserve Child Playground - Portion of Lot 65L Progress Drive Bibra Lake being the parking areas primarily on the road reserve to the east of Progress Drive and between Hope Road and Gwilliam Drive Bibra Lake

(5) Parking Station No 5 City of Cockburn Administration Centre Car Park - Portion of lot 120 Coleville Crescent Spearwood being the roads and parking areas in the area bounded by Coleville Crescent to the north and east, Rockingham to the west and the private properties to the South of lot 120 but excluding the parking area leased to the Cockburn Bowling Club

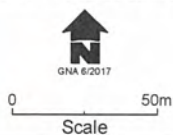
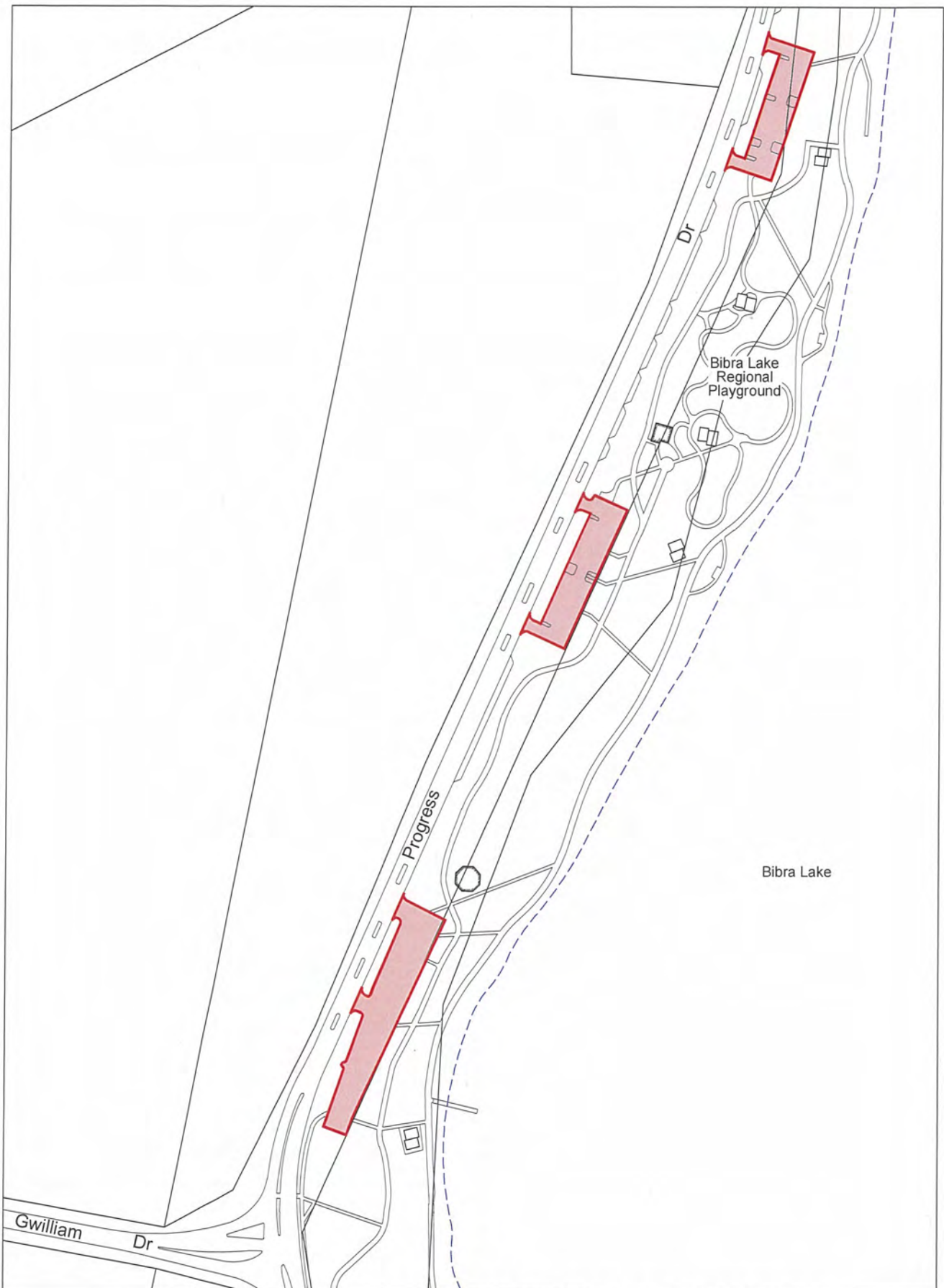
(6) Parking Station No 6 Success Recreation and Community Facility Reserve - Portion of reserve 7756 359 Hammond Road Success the parking areas in the area bounded by Hammond Road to the West lots ... to the north power lines to the east and Blackford Turn, Columbus Loop and the Success Primary School to the South

Dated:

The Common Seal of the City of Cockburn was affixed by authority of a resolution of the Council in the presence of -

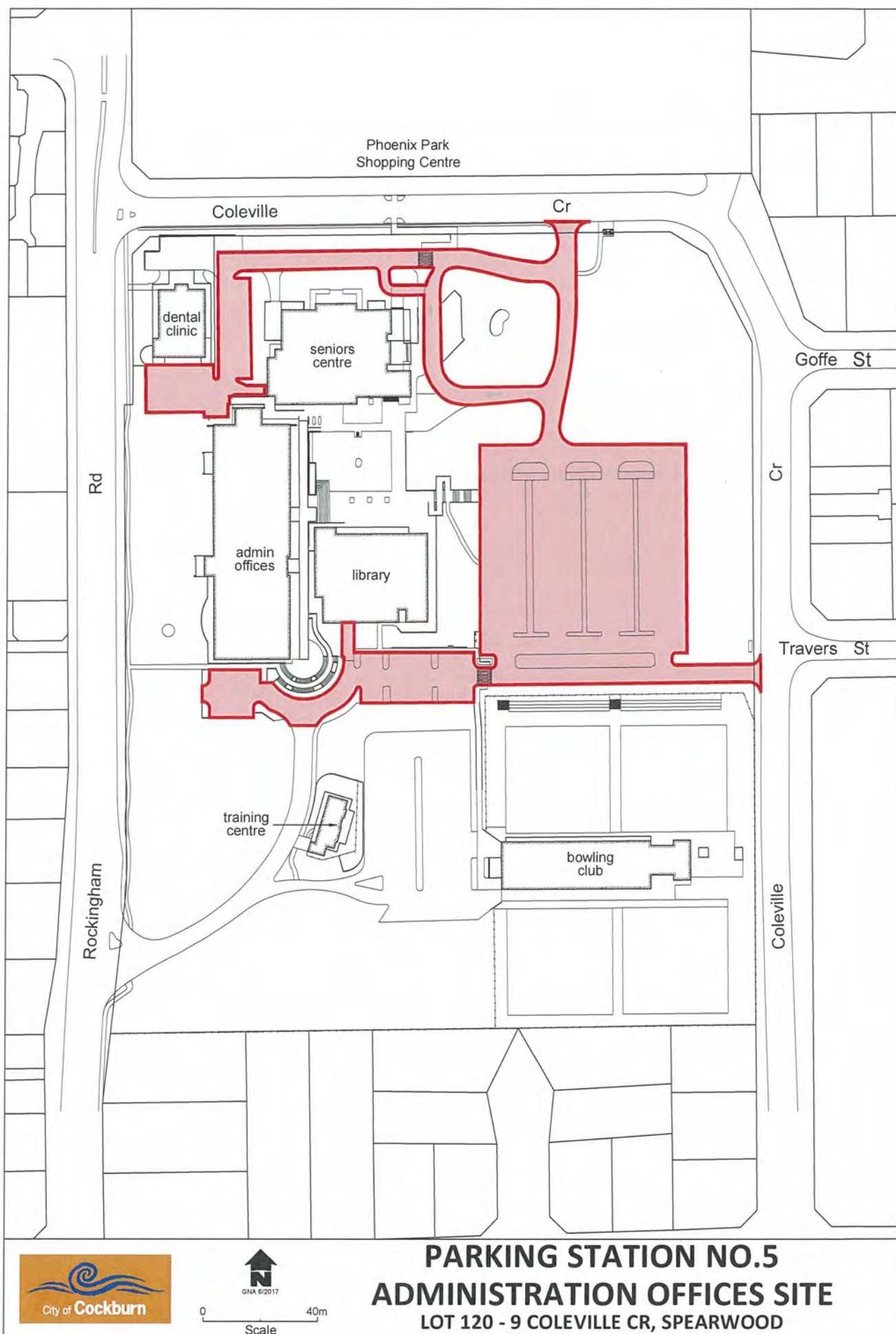
LOGAN HOWLETT, Mayor.

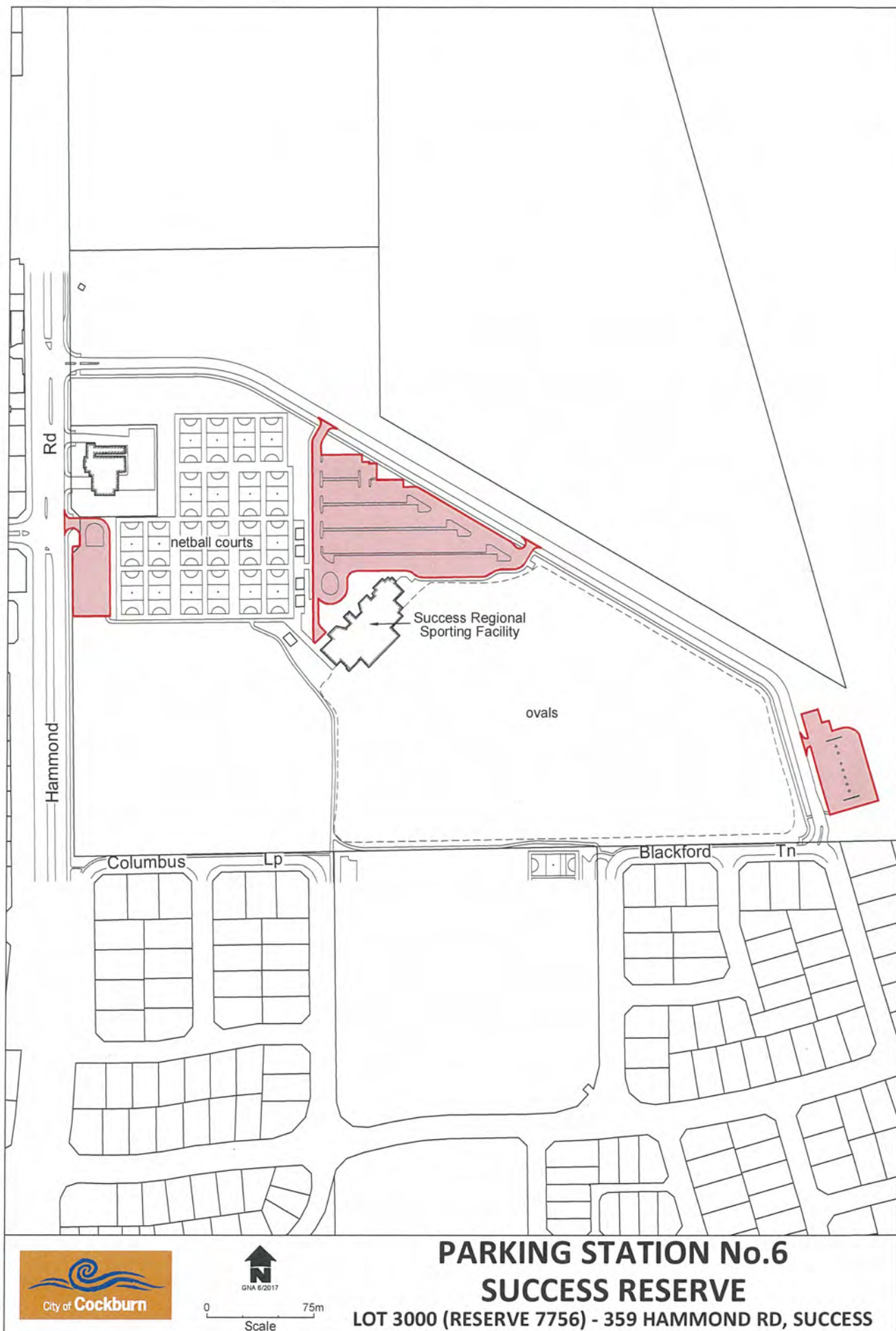
STEPHEN CAIN, Chief Executive Officer.



## **PARKING STATION No.4 BIBRA LAKE**

**Ptn. ROAD RESERVE, Ptn. LOT 65 PROGRESS DR, BIBRA LAKE**





## SITE ADDRESS

SPEARWOOD TYRES AND BRAKES  
13 PORT PIRIE STREET  
BIBRA LAKE, WA 6163

OPTUS SITE P0117



COPYRIGHT © GOOGLE MAPS

SITE LOCATION DATA	
SOURCE: SURVEY	
DATUM: MGA (GDA94)	ZONE: 50
REF LOCATION:	C/L TOWER
EASTING	386 762
NORTHING	6 448 232
LATITUDE	-32.09654°
LONGITUDE	115.79994°
WGS84 DATUM (USED BY GPS DEVICES) CAN BE CONSIDERED SAME AS GDA94 (SOURCE: "GEOCENTRIC DATUM OF AUSTRALIA TECHNICAL MANUAL" VERSION 2.3)	

## EXISTING SITE HAZARDS

1. EXISTING EME TRANSMITTING ANTENNAS
2. MANUAL HANDLING
3. WORKING AT HEIGHTS
4. SLIP, TRIP AND FALLS
5. ELECTRICAL HAZARDS
6. WEATHER / LIGHTNING
7. SUN EXPOSURE
8. WILDLIFE / INSECTS

## WHS SAFETY IN DESIGN RISK ASSESSMENT

ALL HAZARDS ASSOCIATED WITH THE DESIGN OF THE NEW WORKS AS WELL AS ANY EXISTING OR LEGACY DOCUMENTATION "OM38346 - MRD WHS SAFETY IN DESIGN RISK ASSESSMENT MATRIX.

## SITE SIGNAGE

SITE SIGNAGE SHALL BE IN ACCORDANCE WITH OSD-170.

## EME EXCLUSION ZONES

REFER TO RADIO COMMUNICATIONS SITE MANAGEMENT BOOK (RCSMB) FOR LATEST EME EXCLUSION ZONES FOR EXISTING AND NEW ANTENNAS AT THIS SITE.

## GENERAL

1. THE CONTRACTOR SHALL COMPLY WITH ALL THE RELEVANT OPTUS CONSTRUCTION STANDARDS AND SPECIFICATIONS.
2. ALL INFORMATION TO BE CHECKED ON SITE PRIOR TO FABRICATION AND CONSTRUCTION.

## ELECTRICAL INSTALLATION AND SITE EARTHING

REFER TO DRG. P0117-E1 FOR ELECTRICAL SPECIFICATION NOTES.

## EXISTING AXICOM LATTICE TOWER

1. EXISTING AXICOM 38.90m HIGH LATTICE TOWER WITH NEW 4m TOWER EXTENSION. STRUCTURAL ADEQUACY OF NEW 4m EXTENSION WITH DESIGN REVIEW AND CERTIFICATION (J113-5407-EXT) COMPLETED BY FEC.
2. NEW OPTUS ANTENNAS TO BE INSTALLED ON NEW TOWER EXTENSION ON NEW TRIANGULAR HEADFRAME. STRUCTURAL ADEQUACY OF NEW HEADFRAME AND MOUNT COMPLETED BY FEC (J113-5407).
3. EXISTING LATTICE TOWER AND NEW HEADFRAME DETAILS, INCLUDING ANTENNA MOUNTS, FEEDER CABLE SUPPORTS, SHALL BE DESIGNED IN ACCORDANCE WITH THE "OPTUS TOWER SPECIFICATION" (OSD-030).
4. ANTENNA MAINTENANCE ACCESS BY QUALIFIED PERSONNEL ONLY VIA LADDER AND 'LAD-SAF' PROVIDED ON TOWER BY CERTIFIED RIGGER PERSONNEL.

## EQUIPMENT SHELTER

EXISTING PHASE 6.2 SANDWICH PANEL SHELTER.

## TRANSMISSION

THIS SITE SHALL BE LINKED TO THE NETWORK VIA EXISTING PARABOLIC ANTENNA.

## REMOTE ELECTRONIC TILT

RET CONTROL FOR THIS SITE TO BE INSTALLED AS PER OPTUS (OM38040) RET/MHA DEPLOYMENT GUIDE LATEST REVISION

## SITE ACCESS

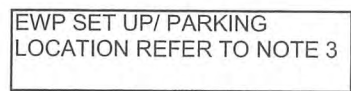
AXICOM ACCESS PROTOCOLS MUST BE FOLLOWED. PRIOR TO ATTENDING SITE A "SITE ACCESS REQUEST FORM" MUST BE COMPLETED AND FORWARDED TO [access@site@crowncastle.com](mailto:access@site@crowncastle.com). A RESPONSE WILL BE PROVIDED WHICH INCLUDES ANY PROTOCOLS TO BE FOLLOWED. THE AXICOM SITE MANAGEMENT TEAM CAN ALSO BE CONTACTED BY PHONE: 1800 006 667

DRAFT

						Client:		Project:		Drawing Title:	
						servicestream MOBILE COMMUNICATIONS		MOBILE NETWORK AUSTRALIA		SITE SPECIFICATIONS	
						OPTUS		SITE No:- P0117			
						Level 3, 7-9 Tanunda Drive, Rivervale WA 6103 T +61 8 9355 7500   F +61 8 9355 5100   <a href="http://www.servicestream.com.au">www.servicestream.com.au</a>		SPEARWOOD			
										Drawing Status:	
										FOR CONSTRUCTION	
										Drawing No.	
										P0117-G1	
										Revision	
										A	

COPYRIGHT © OPTUS MOBILE PTY LTD ABN 65 054 365 696. ALL RIGHTS RESERVED. VERSION 2.0 NOVEMBER 2013

20 10 0 10 20 30 40 50mm



EWP SET UP/ PARKING  
LOCATION REFER TO NOTE 3

- EXISTING AXICOM 3m WIDE
- ACCESS GATES

—EXISTING BUILDING TYP.

PORT KEMBLA DR

PORT PIRIE STREET



## OVERALL SITE PLAN

SCALE 1:1000

- NOTES:**

1. ALL INFORMATION TO BE CHECKED ON SITE PRIOR TO FABRICATION AND CONSTRUCTION.
2. DRAWINGS BASED ON INFORMATION PROVIDED BY OTHERS.
3. CONSTRUCTION CONTRACTOR TO CONFIRM SUITABILITY OF NEW EWP SET-UP/PARKING LOCATION ON SITE PRIOR TO WORK COMMENCING.
4. SERVICES INFORMATION CONTAINED ON THIS DRAWING IS INDICATIVE ONLY AND REFERENCE SHOULD BE MADE TO THE AUTHORITIES DRAWINGS TO CONFIRM ACCURACY AND COMPLETENESS. WHERE INFORMATION IS AVAILABLE, THE SUB-SURFACE SERVICES INSTALLED BY AGENTS OTHER THAN AUTHORITIES HAVE BEEN SHOWN, BUT ADDITIONAL UNDOCUMENTED SERVICES MAY BE PRESENT. SHOULD THE CONTRACTOR BELIEVE THAT SUB-SURFACE SERVICES ARE AT RISK OF DAMAGE DURING CONSTRUCTION, THE CONTRACTOR SHOULD NOTIFY THE RELEVANT AUTHORITIES AND ESTABLISH THE EXACT LOCATION OF THE SERVICES.

### LEGEND

— . . . — PROPERTY BOUNDARY

— / — / — FENCE LINE

[illegible]

OPTUS

Level 3, 7-9 Tanunda Drive, Rivervale WA 6103  
T +61 8 9355 7500 | F +61 8 9355 5100 | [www.servicestream.com.au](http://www.servicestream.com.au)

Project:

Project: MOBILE NETWORK  
AUSTRALIA  
SITE No:- P0117  
SPEARWOOD  
SPEARWOOD

Drawing Title:

## OVERALL SITE PLAN

Drawing Status:

**FOR CONSTRUCTION**

Drawing No.	
-------------	--

Drawing No:  
**P0117-G2**

Revision

A

COPYRIGHT © OPTUS MOBILE PTY LTD ABN 65 054 365 696. ALL RIGHTS RESERVED. VERSION 2.0 NOVEMBER 2013

Document Set ID: 6459692

Version: 1, Version Date: 07/07/2017

\\data\WA\Nokia\West Australian Sites\PO117 Spearwood\02 SAED\3 Design and Engineering\1 Drawings\FCs\PO117\_FC.dwg  
 Date: 03.03.17 1:37 PM

Attach 2



## LEGEND



EXISTING



NEW OR REPLACE

PROPERTY BOUNDARY  
FENCE LINE

# DRAFT

## NOTES:

1. REFER TO DRAWING P0117-A1 FOR ANTENNA SYSTEM CONFIGURATION.
2. REMOVE EXISTING OPTUS DPS60-16ESX (3 OFF) WITH TMA'S (3 OFF) FROM EXISTING OPTUS HEADFRAME AT EL 38.9m.
3. INSTALL NEW OPTUS ASI4517R1-12 PORT ANTENNAS (3 OFF) ON NEW POLE MOUNT ON NEW HEADFRAME AT NEW 4m EXTENSION AT HEIGHT 42.3m.
4. INSTALL NEW OPTUS NSN 700 RRU'S (2 OFF), 1800 RRU'S (2 OFF) 2100 RRU'S (2 OFF), 2300 RRU'S (3 OFF), NEW 2600 RRU'S (3 OFF) IN TOTAL ON NEW POLE MOUNTS ON NEW HEADFRAME AT EL 42.3m.
5. INSTALL NEW OPTUS 700/900 DIPLEXER (1 OFF) AND HB COMBINERS E15V90P43 (2 OFF) PER SECTOR BEHIND EACH PANEL ANTENNAS.
6. REUSE EXISTING 900 MHA BEHIND EACH ANTENNAS.
7. TOTAL FEEDER: REMOVE EXISTING LDF5-50 (7 OFF). INSTALL NEW FEEDER LDF5-50 (6 OFF) UP TO 42.3m. INSTALL NEW OPTUS TRUNK CABLES H&S 9/18 (1 OFF) AND 6/12 (1 OFF) USING EXISTING FEEDER RUN SYSTEM (LEG MOUNTED PIGGY BACKED).
8. STRUCTURAL ASSESSMENT OF THE TOWER, FOUNDATION CONDUCTED BY AXICOM. REFER TO FEC NEW 4m EXTENSION DESIGN REVIEW AND CERTIFICATION (J113-5407-EXT) FOR DETAILS.
9. RELOCATE EXISTING VIVID ANTENNAS LLPX310R (BEARING 30/150/270) (3 OFF) INCLUDING ANCILLARIES ON NEW HEADFRAME.
10. EXISTING JV OPTUS/VODAFONE U21 ON EXISTING JV PANEL TO BE LEFT UNTOUCHED AND NOT TO BE DECOMMISSIONED - ONLY VHA TO RADIATE OUT OF THESE PANELS.

## OPTUS GPS ANTENNA NOTES:

OPTUS GPS ANTENNA MUST BE INSTALLED FOR ALL 2300 FREQUENCY BAND SITES IN ACCORDANCE WITH "OPTUS EJV GPS INSTALLATION INSTRUCTION (OM 37886) REV.1A".

1. THE GPS ANTENNA LOCATION SHOULD NOT BE OBSTRUCTED IN THE HORIZONTAL PLANE (AZIMUTH) BETWEEN 220° AND 150° LOOKING CLOCKWISE THROUGH TRUE NORTH.
2. THE PREFERRED INSTALL LOCATION FOR THE GPS ANTENNA IS ON THE SHELTER WALL WITH IDEALLY UNOBSTRUCTED 180° VIEW OF THE SKY.

EXISTING OPTUS LEASE BOUNDARY

EXISTING 3.1 x 2.4 OPTUS (MERINO) STANDARD SANDWICH PANEL EQUIPMENT SHELTER. REFER TO DRG. P0117-F1 FOR DETAILS

INSTALL NEW LDF5-50 (6 OFF). INSTALL NEW OPTUS TRUNK CABLES H & S 9/18" (1 OFF) AND 6/12" (1-OFF) USING EXISTING 450mm WIDE CABLE LADDER WITH SUPPORT POSTS & COVER

INSTALL NEW OPTUS L2300 GPS ANTENNA. REFER TO GPS ANTENNA NOTES FOR DETAILS

TOP ROOF GUTTER RL 41.93

EXISTING TELSTRA EQUIPMENT SHELTER

EXISTING AXICOM TOWER

NEW OPTUS NSN 700 RRU'S (2 OFF), 1800 RRU'S (2 OFF), 2100 RRU'S (2 OFF), 2300 RRU'S (3 OFF) AND 2600 RRU'S (3 OFF) ON NEW TOWER EXTENSION. REFER TO DRAWING J113-540721 FOR DETAILS

NEW OPTUS ASI4517R1 - 12 PORT ANTENNAS (3 OFF) ON NEW TRIANGULAR HEADFRAME. REFER TO DRAWING F7/1/AM27/s FOR DETAILS

EXISTING ODU BY OTHERS

EXISTING VIVID WIRELESS ANTENNAS (3 OFF) TO BE RELOCATED. REFER TO DRAWING F7/1/AM27/s FOR DETAILS

EXISTING OPTUS VERTICAL CABLE LADDER STANDARD 'V' BRACKETS TO FACILITATE EXISTING FEEDERS AND NEW OPTUS TRUNK CABLES (2 OFF)

MGA ZONE 50  
E 386 762  
N 6 448 232  
AT C/L TOWER

DETAIL  
SCALE 1:50

1  
G2

Rev	Date	Revision Details	Consultant	CAD	Designer	Verifier	Approver
A	28.02.17	FOR CONSTRUCTION (MDO GIA UPGRADE)	SSMC	JM	KS	NH	DP
01	22.12.16	NOT FOR CONSTRUCTION (MDO GIA UPGRADE)	SSMC	JM	KS	NH	DP
A	28.01.16	ISSUED FOR CONSTRUCTION (METRO OPTUS ONLY)	SSMC	KD	NTB	NH	DP
AB1	07.02.13	AS BUILT ISSUE	AURECON	HL	-	-	-
A	30.09.11	ISSUED FOR CONSTRUCTION (U900 UPGRADE)	AURECON	YB	-	-	-
AB	11.02.97	AS BUILT	CW	SP	TA	AH	-



Client:

OPTUS

Project:

MOBILE NETWORK  
AUSTRALIA  
SITE No:- P0117  
SPEARWOOD  
SPEARWOOD

Drawing Title:

SITE LAYOUT AND SETOUT PLAN

Drawing Status:

FOR CONSTRUCTION

Drawing No.

P0117-G3

Revision

A

20 10 0 10 20 30 40 50mm

Lat WA Nokia West Australian Sites P0117 Spearwood V02 SAED V3 Design and Engineering V1 Drawings VFCs P0117\_FCDwg  
m Date: 03.03.17 1:37 PM

Attach 3

# NOTES:

1. REFER TO DRAWING P0117-G1 FOR SITE SPECIFIC NOTES.
2. REFER TO DRAWING P0117-A1 FOR PANEL ANTENNA DETAILS
3. THIS DRAWING IS DIAGRAMMATIC ONLY AND SHOULD NOT BE SCALED.
4. EXISTING ANTENNAS AS SHOWN ARE INDICATIVE ONLY AND ARE BASED ON INFORMATION SUPPLIED BY OTHERS AND BY INSPECTION ON SITE.
5. ALL INFORMATION TO BE CHECKED ON SITE PRIOR TO FABRICATION AND CONSTRUCTION.
6. STRUCTURAL ASSESSMENT OF THE TOWER, FOUNDATION CONDUCTED BY AXICOM. REFER TO FEC NEW 4m EXTENSION DESIGN REVIEW AND CERTIFICATION (J113-5407-EXT) FOR DETAILS.
7. OPTUS ANTENNAS TO BE INSTALLED ON OPTUS MOUNTING POLE ON STRUCTURAL ADEQUACY OF NEW HEADFRAME AND MOUNT.

LIGHTNING FINIAL TO BE RELOCATED TO THE TOP OF THE EXTENSION.

NEW OPTUS ASI4517R1 - 12 PORT ANTENNAS (3 OFF) ON NEW TRIANGULAR HEADFRAME

EXISTING VIVID WIRELESS ANTENNAS (3 OFF) TO BE RELOCATED. REFER TO DRAWING F7/1/AM27/s FOR DETAILS

NEW OPTUS NSN 700 RRU'S (2 OFF), 1800 RRU'S (2 OFF), 2100 RRU'S (2 OFF), 2300 RRU'S (3 OFF) AND NEW 2600 RRU'S (3 OFF) ON NEW TOWER EXTENSION

EXISTING OPTUS PANEL ANTENNAS DPS60-16ESX (3 OFF, A1, A2 & A3) AT EL 38.92m AND DPS60-16ED (1 OFF, A7) AT EL 38.94m TO BE RECOVERED



## RRU ARRANGEMENT

SCALE 1:50

EXISTING AXICOM 40m HIGH LATTICE TOWER

EXISTING LDF5-50 (7 OFF) TO BE REMOVED. INSTALL NEW FEEDERS LDF5-50 (6 OFF), OPTUS TRUNK CABLES H&S 9/18 (1 OFF) AND 6/12 (1 OFF) USING EXISTING FEEDER RUN SYSTEM (LEG MOUNT PIGGY BACKED)

EXISTING TELSTRA EQUIPMENT SHELTER

EL. 0.00m  
GROUND LEVEL

EXISTING VODAFONE SECURITY FENCE

EXISTING 2 BAY ODU BY OTHERS

EXISTING VODAFONE EQUIPMENT CABIN (3.0m x 2.5m)

NEW OPTUS GPS ANTENNA. REFER TO NOTES ON DRG. P0117-G3FOR DETAILS

EXISTING OPTUS 3.1 x 2.4 (MERINO) STANDARD SANDWICH PANEL EQUIPMENT SHELTER. REFER TO DRG. P0117-F1 FOR DETAILS

EXISTING CONCRETE FOOTINGS SUPPORTING OPTUS SHELTER

EXISTING TWINSIDE RETAINING WALL

EXISTING BUILDING

NATURAL GROUND LINE

EXISTING RETAINING WALL

## SOUTHERN ELEVATION

SCALE 1:200

EL. 43.60m  
OVERALL HEIGHT

EL. 43.30m  
NEW OPTUS RRU2300 (3 OFF) AND RRU2600 (3 OFF)

EL. 42.54m  
EXISTING PANEL ANTENNAS (3 OFF)

EL. 42.30m  
NEW OPTUS PANEL ANTENNAS (3 OFF)  
NEW OPTUS RRU700 (2 OFF), RRU2100 (2 OFF) AND RRU1800 (2 OFF)

EL. 38.94m  
EXISTING PANEL ANTENNAS (3 OFF)

EL. 38.92m  
EXISTING PANEL ANTENNAS TO BE REMOVED

EL. 38.90m  
TOP OF EXISTING LATTICE TOWER

EL. 38.88m  
EXISTING PANEL ANTENNAS (4 OFF)

EL. 38.79m  
EXISTING JV KATHREIN 742 215 ANTENNAS (3 OFF)

EL. 36.69m  
EXISTING Ø600 PARABOLIC ANTENNA (1 OFF)

EL. 36.57m  
EXISTING Ø300 PARABOLIC ANTENNA (1 OFF)

EL. 36.44m  
EXISTING Ø600 PARABOLIC ANTENNA (1 OFF)

EL. 34.95m  
EXISTING Ø600 PARABOLIC ANTENNA (1 OFF)

EL. 34.16m  
EXISTING Ø600 PARABOLIC ANTENNA (1 OFF)

EL. 33.06m  
EXISTING Ø300 PARABOLIC ANTENNA (1 OFF)

EL. 30.16m  
EXISTING PANEL ANTENNAS (3 OFF)

EL. 29.90m  
EXISTING PANEL ANTENNAS (3 OFF)

EL. 28.01m  
EXISTING Ø300 PARABOLIC ANTENNA (1 OFF)

EL. 27.71m  
EXISTING Ø600 PARABOLIC ANTENNA (1 OFF)

<p>REVISIONS</p> <table border="1"> <tr> <th>Rev</th> <th>Date</th> <th>Revision Description</th> </tr> <tr> <td>1</td> <td>28/02/17</td> <td>FOR CONSTRUCTION (HOD GA UPGRADE)</td> </tr> <tr> <td>2</td> <td>27/11/16</td> <td>NOT FOR CONSTRUCTION (HOD GA UPGRADE)</td> </tr> <tr> <td>3</td> <td>26/11/16</td> <td>ISSUED FOR CONSTRUCTION (HOD GA UPGRADE)</td> </tr> <tr> <td>4</td> <td>27/02/17</td> <td>AS BUILT ISSUE</td> </tr> <tr> <td>5</td> <td>26/02/17</td> <td>ISSUED FOR CONSTRUCTION (HOD GA UPGRADE)</td> </tr> <tr> <td>6</td> <td>11/07/17</td> <td>AS BUILT</td> </tr> </table>	Rev	Date	Revision Description	1	28/02/17	FOR CONSTRUCTION (HOD GA UPGRADE)	2	27/11/16	NOT FOR CONSTRUCTION (HOD GA UPGRADE)	3	26/11/16	ISSUED FOR CONSTRUCTION (HOD GA UPGRADE)	4	27/02/17	AS BUILT ISSUE	5	26/02/17	ISSUED FOR CONSTRUCTION (HOD GA UPGRADE)	6	11/07/17	AS BUILT	<p>DESIGNER</p> <p>Checked</p> <p>Project</p> <p>MOBILE NETWORK</p> <p>AUSTRALIA</p> <p>SITE No:- P0117</p> <p>SPEARWOOD</p> <p>Drawing Title</p> <p>SITE ELEVATION</p> <p>FOR CONSTRUCTION</p> <p>Drawing No</p> <p>P0117-G4</p> <p>Revision</p> <p>A</p>
Rev	Date	Revision Description																				
1	28/02/17	FOR CONSTRUCTION (HOD GA UPGRADE)																				
2	27/11/16	NOT FOR CONSTRUCTION (HOD GA UPGRADE)																				
3	26/11/16	ISSUED FOR CONSTRUCTION (HOD GA UPGRADE)																				
4	27/02/17	AS BUILT ISSUE																				
5	26/02/17	ISSUED FOR CONSTRUCTION (HOD GA UPGRADE)																				
6	11/07/17	AS BUILT																				

servicestream

Level 3, 74 Trench Drive, Bayside VA 4017

T: 018 9555 7590 F: 018 9555 5500 | [enquiries@servicestream.com.au](mailto:enquiries@servicestream.com.au)

OPTUS

ANTENNA	OPERATOR SECTOR IDENTITY N° (SAO)	OPTUS SECTOR 1 11-O						OPTUS SECTOR 2 21-O						OPTUS SECTOR 3 31-O					
	STATUS	NEW						NEW						NEW					
	AZIMUTH (° TN)	0° TN						120° TN						240° TN					
	EL C/L ANTENNA	42.3m						42.3m						42.3m					
	CO-ORDINATES (NOTE 2)	E 386 763			N 6 448 233			E 386 763			N 6 448 233			E 386 763			N 6 448 233		
	ELECTRICAL TILT (°)	6°	6°	4°	4°	4°	4°	8°	8°	3°	3°	3°	3°	2°	2°	3°	3°	3°	3°
	RET	YES						YES						YES					
	MAKE & MODEL	HUAWEI 12 PORT_ASI4517R1						HUAWEI 12 PORT_ASI4517R1						HUAWEI 12 PORT_ASI4517R1					
	DIMENSIONS (H x W x D)	2600 x 548 x 160						2600 x 548 x 160						2600 x 548 x 160					
	PORTS	1 & 2	3 & 4	5 & 6	7 & 8	9 & 10	11 & 12	1 & 2	3 & 4	5 & 6	7 & 8	9 & 10	11 & 12	1 & 2	3 & 4	5 & 6	7 & 8	9 & 10	11 & 12
	PORT USER	OPTUS	OPTUS	OPTUS	OPTUS	OPTUS	OPTUS	OPTUS	OPTUS	OPTUS	OPTUS	OPTUS	OPTUS	OPTUS	OPTUS	OPTUS	OPTUS	OPTUS	OPTUS
	FREQUENCY BANDS	700	700/900	1800/2100/2300/2600	2300	2300	2300	700	700/900	1800/2100/2300/2600	2300	2300	2300	700	700/900	1800/2100/2300/2600	2300	2300	2300
ANCILLARIES	MHA	1 x MHA3 (RE-USE)						1 x MHA3 (RE-USE)						1 x MHA3 (RE-USE)					
	COMBINER / DIPLEXER	1 x COM2 + 2 x COM3						1 x COM2 + 2 x COM3						1 x COM2 + 2 x COM3					
	RRU / RF MODULES	2 x FRPA RRU (L700) + 2 x FXEB RRU (L1800) + 2 x FRGT RRU (U2100) + 3 x FZNI RRU (L2300) + 3 x FRHF RRU (L2600 FUTURE)																	
COAXIAL FEEDERS	STATUS																		
	TECHNOLOGIES																		
	QUANTITY																		
	DESIGNATION (SIZE)																		
TRUNK CABLES	ESTIMATED LENGTH																		
	STATUS							NEW											
	TECHNOLOGIES							700/1800/2100/2300/2600											
	QUANTITY							2											
	MAKE & MODEL (SIZE)							1 x HUBER & SUNNER 9/18 + 1 x HUBER AND SUNNER 6/12											
	NO. OF DC / SMF PAIRS																		
	ESTIMATED LENGTH							55m											
	OTHER																		

ANCILLARY	EQUIPMENT CODE	MANUFACTURER	MANUFACTURER PRODUCT CODE	TECHNOLOGY FREQUENCIES	DIMENSIONS (mm x mm x mm)	WEIGHT (kg)
RRU	(RF MODULE UNO)	NSN	FRPA	700	560 x 447 x 133	25
		NSN	FXEB	1800	560 x 447 x 133	25
		NSN	FRGF	2100	560 x 447 x 133	25
		NSN	FZNI (RRH)	2300	450 x 350 x 180	17
		NSN	FRHF	2600	560 x 447 x 133	25
COMBINER	COM2	COMMS COPE	E11F01P58	700/1800/2100/2300/2600	337 x 216.8 x 142	12.5
DIPLEXER	COM3	COMMS COPE	E15V90P43	1800 / 2100 / 2300 / 2600	200 x 210 x 120	9
MHA	MHA3	COMMS COPE	E15R02P15	900	280 x 170 x 140	8

#### NOTES:

- THIS DRAWING SHALL BE READ IN CONJUNCTION WITH RF PLUMBING DIAGRAM DRAWING P0117-A2.
- ANTENNA CO-ORDINATES ARE SPECIFIED FOR CENTRE OF EACH SECTOR, TO THE NEAREST METRE.
- INFORMATION IN THE TABLES SUPPLIED AND VERIFIED BY SSMC/NOKIA.
- ANCILLARIES REFER TO ITEMS AT OR NEAR THE ANTENNA.
- FEEDER TAILS TO BE COMMScope LDF4-50 (QUANTITY 78 OFF) WITH MAXIMUM LENGTH OF 5m STRAPPED TO STEELWORK.
- CO-AXIAL FEEDER AND TRUNK LENGTHS ARE ESTIMATED, ROUNDED UP TO THE NEXT 5m.
- UNLESS NOTED AS EXISTING, ALL OTHER ANCILLARIES EQUIPMENT IS NEW.

#### ANTENNA LEGEND

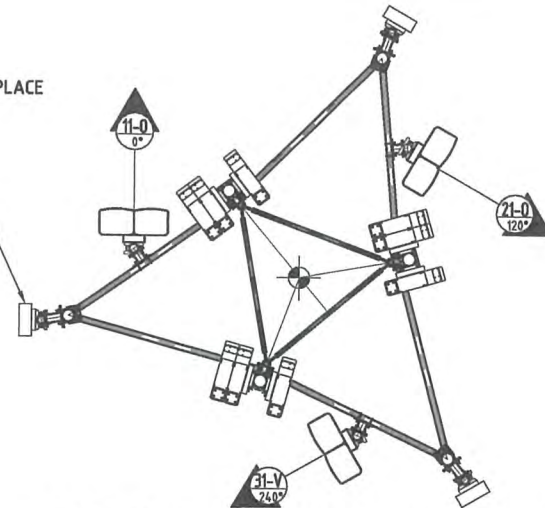


EXISTING



NEW OR REPLACE

EXISTING VIVID WIRELESS ANTENNAS (3 OFF) TO BE RELOCATED. ORIENTATION AS PER VIVID DRAWINGS / INSTRUCTION TO FEC



OPTUS ANTENNAS PLAN @ EL 42.3m

SCALE 1:50

Rev	Date	Revision Details	Consultant	CAD	Designer	Verifier	Approver
A	28.02.17	FOR CONSTRUCTION (MOO GIA UPGRADE)	SSMC	JM	KS	NH	DP
01	22.12.16	NOT FOR CONSTRUCTION (MOO GIA UPGRADE)	SSMC	JM	KS	NH	DP
A	28.01.16	ISSUED FOR CONSTRUCTION (METRO OPTUS ONLY)	SSMC	KD	NTB	NH	DP
AB	07.02.15	AS BUILT ISSUE	AURECON	HL			
A	30.09.11	ISSUED FOR CONSTRUCTION	AURECON	YB			



Client:

OPTUS

Project:

MOBILE NETWORK AUSTRALIA  
SITE No:- P0117  
SPEARWOOD  
SPEARWOOD

Drawing Title:

PANEL ANTENNA  
SYSTEM CONFIGURATION

Drawing Status:

FOR CONSTRUCTION

Drawing No.

P0117-A1

Revision

A

20 10 0 10 20 30 40 50mm


## Existing



## Proposed



View of the tower extension at 13 Port Pirie St Spearwood from Port Kembla Dr.



## Existing



## Proposed



View of the tower extension at 13 Port Pirie St Spearwood from Port Pirie St



## Environmental EME Report

### 13 PORT PIRIE ST, BIBRA LAKE WA 6163

This report provides a summary of Calculated RF EME Levels around the wireless base station

**Date 7/12/2016**

**RFNSA Site No. 6163004**

### Introduction

The purpose of this report is to provide calculations of EME levels from the existing facilities at the site and any proposed additional facilities.

This report provides a summary of levels of radiofrequency (RF) electromagnetic energy (EME) around the wireless base station at 13 PORT PIRIE ST BIBRA LAKE WA 6163. These levels have been calculated by Huawei using methodology developed by the Australian Radiation Protection and Nuclear Safety Agency (ARPANSA).

The maximum EME level calculated for the existing systems at this site is 0.76% of the public exposure limit and with proposed alterations to this site the calculated maximum EME level will be 1.062% of the public exposure limit.

### The ARPANSA Standard

ARPANSA, an Australian Government agency in the Health and Ageing portfolio, has established a Radiation Protection Standard specifying limits for general public exposure to RF transmissions at frequencies used by wireless base stations. The Australian Communications and Media Authority (ACMA) mandates the exposure limits of the ARPANSA Standard.

### How the EME is calculated in this report

The procedure used for these calculations is documented in the ARPANSA Technical Report "Radio Frequency EME Exposure Levels - Prediction Methodologies" which is available at <http://www.arpansa.gov.au>.

RF EME values are calculated at 1.5m above ground at various distances from the base station, assuming level ground.

The estimate is based on worst-case scenario, including:

- wireless base station transmitters for mobile and broadband data operating at maximum power
- simultaneous telephone calls and data transmission
- an unobstructed line of sight view to the antennas.

In practice, exposures are usually lower because:

- the presence of buildings, trees and other features of the environment reduces signal strength
- the base station automatically adjusts transmit power to the minimum required.

Maximum EME levels are estimated in 360° circular bands out to 500m from the base station.

These levels are cumulative and take into account emissions from all wireless base station antennas at this site.

The EME levels are presented in three different units:

- volts per metre (V/m) – the electric field component of the RF wave
- milliwatts per square metre (mW/m<sup>2</sup>) – the power density (or rate of flow of RF energy per unit area)
- percentage (%) of the ARPANSA Standard public exposure limit (the public exposure limit = 100%).

### Results

The maximum EME level calculated for the existing systems at this site is 4.47 V/m; equivalent to 53.033 mW/m<sup>2</sup> or 0.76% of the public exposure limit.

The maximum EME level calculated for the existing and proposed systems at this site is 5.12 V/m; equivalent to 69.56 mW/m<sup>2</sup> or 1.062% of the public exposure limit.

## Radio Systems at the Site

This base station currently has equipment for transmitting the following services:

Carrier	Radio Systems
Optus	GSM900, WCDMA900
Optus Vodafone Joint Venture	WCDMA2100
Vodafone	GSM900, LTE1800, WCDMA900, LTE850, WCDMA2100, LTE2100
Vividwireless	WiMax 2300
Telstra	WCDMA850, WCDMA2100, LTE1800

It is proposed that this base station will have equipment for transmitting the following services:

Carrier	Radio Systems
Vodafone	GSM900, LTE1800, WCDMA900, LTE850, WCDMA2100, LTE2100
Vividwireless	WiMax 2300
Telstra	WCDMA850, WCDMA2100, LTE1800, LTE700 (proposed)
Optus	LTE700 (proposed), WCDMA900, GSM900, LTE1800 (proposed), WCDMA2100 (proposed), LTE2300 (proposed), LTE2600 (proposed)
Optus Vodafone Joint Venture	WCDMA2100

## Calculated EME Levels

This table provides calculations of RF EME at different distances from the base station for emissions from existing equipment alone and for emissions from existing equipment and proposed equipment combined.

Distance from the antennas at 13 PORT PIRIE ST in 360° circular bands	Maximum Cumulative EME Level at 1.5m above ground – all carriers at this site					
	Existing Equipment			Existing and Proposed Equipment		
	Electric Field V/m	Power Density mW/m <sup>2</sup>	% ARPANSA exposure limits	Electric Field V/m	Power Density mW/m <sup>2</sup>	% ARPANSA exposure limits
0m to 50m	2.17	12.54	0.21%	2.71	19.43	0.29%
50m to 100m	2.14	12.11	0.13%	2.51	16.78	0.23%
100m to 200m	4.32	49.47	0.73%	4.8	61.0038	0.98%
200m to 300m	4.47	53.033	0.76%	5.12	69.56	1.062%
300m to 400m	3.98	42.097	0.59%	4.78	60.62	0.88%
400m to 500m	3.059	24.82	0.35%	3.74	37.011	0.53%
<b>Maximum EME level</b>	4.47	53.033	0.76	5.12	69.56	1.062
	233.47 m from the antennas at 13 PORT PIRIE ST			233.47 m from the antennas at 13 PORT PIRIE ST		

## Calculated EME levels at other areas of interest

This table contains calculations of the maximum EME levels at selected areas of interest that have been identified through the consultation requirements of the Communications Alliance Ltd Deployment Code C564:2011 or via any other means. The calculations are performed over the indicated height range and include all existing and any proposed radio systems for this site.

Additional Locations	Height / Scan relative to location ground level	Maximum Cumulative EME Level All Carriers at this site Existing and Proposed Equipment		
		Electric Field V/m	Power Density mW/m <sup>2</sup>	% of ARPANSA exposure limits

1	BMX Bike Track	0m to 3m	3.11	25.68	0.4%
2	2 SDtorey dwelling	0m to 6m	4.42	51.9	0.72%
3	Next Generation Sports Centre	0m to 3m	4.21	47.095	0.71%

## RF EME Exposure Standard

The calculated EME levels in this report have been expressed as percentages of the ARPANSA RF Standard and this table shows the actual RF EME limits used for the frequency bands available. At frequencies below 2000 MHz the limits vary across the band and the limit has been determined at the Assessment Frequency indicated. The four exposure limit figures quoted are equivalent values expressed in different units – volts per metre (V/m), watts per square metre (W/m<sup>2</sup>), microwatts per square centimetre (μW/cm<sup>2</sup>) and milliwatts per square metre (mW/m<sup>2</sup>). Note: 1 W/m<sup>2</sup> = 100 μW/cm<sup>2</sup> = 1000 mW/m<sup>2</sup>.

Radio Systems	Frequency Band	Assessment Frequency	ARPANSA Exposure Limit (100% of Standard)
LTE 700	758 – 803 MHz	750 MHz	37.6 V/m = 3.75 W/m <sup>2</sup> = 375 μW/cm <sup>2</sup> = 3750 mW/m <sup>2</sup>
WCDMA850	870 – 890 MHz	900 MHz	41.1 V/m = 4.50 W/m <sup>2</sup> = 450 μW/cm <sup>2</sup> = 4500 mW/m <sup>2</sup>
GSM900, LTE900, WCDMA900	935 – 960 MHz	900 MHz	41.1 V/m = 4.50 W/m <sup>2</sup> = 450 μW/cm <sup>2</sup> = 4500 mW/m <sup>2</sup>
GSM1800, LTE1800	1805 – 1880 MHz	1800 MHz	58.1 V/m = 9.00 W/m <sup>2</sup> = 900 μW/cm <sup>2</sup> = 9000 mW/m <sup>2</sup>
LTE2100, WCDMA2100	2110 – 2170 MHz	2100 MHz	61.4 V/m = 10.00 W/m <sup>2</sup> = 1000 μW/cm <sup>2</sup> = 10000 mW/m <sup>2</sup>
LTE2300	2302 – 2400 MHz	2300 MHz	61.4 V/m = 10.00 W/m <sup>2</sup> = 1000 μW/cm <sup>2</sup> = 10000 mW/m <sup>2</sup>
LTE2600	2620 – 2690 MHz	2600 MHz	61.4 V/m = 10.00 W/m <sup>2</sup> = 1000 μW/cm <sup>2</sup> = 10000 mW/m <sup>2</sup>
LTE3500	3425 – 3575 MHz	3500 MHz	61.4 V/m = 10.00 W/m <sup>2</sup> = 1000 μW/cm <sup>2</sup> = 10000 mW/m <sup>2</sup>

## Further Information

The Australian Radiation Protection and Nuclear Safety Agency (ARPANSA) is a Federal Government agency incorporated under the Health and Ageing portfolio. ARPANSA is charged with responsibility for protecting the health and safety of people, and the environment, from the harmful effects of radiation (ionising and non-ionising).


Information about RF EME can be accessed at the ARPANSA website, <http://www.arpansa.gov.au>, including:

- Further explanation of this report in the document "Understanding the ARPANSA Environmental EME Report"
- The procedure used for the calculations in this report is documented in the ARPANSA Technical Report; "Radio Frequency EME Exposure Levels - Prediction Methodologies"
- the current RF EME exposure standard  
Australian Radiation Protection and Nuclear Safety Agency (ARPANSA), 2002, 'Radiation Protection Standard: Maximum Exposure Levels to Radiofrequency Fields — 3 kHz to 300 GHz', Radiation Protection Series Publication No. 3, ARPANSA, Yallambie Australia.  
[Printed version: ISBN 0-642-79400-6 ISSN 1445-9760] [Web version: ISBN 0-642-79402-2 ISSN 1445-9760]

The Australian Communications and Media Authority (ACMA) is responsible for the regulation of broadcasting, radiocommunications, telecommunications and online content. Information on EME is available at <http://emr.acma.gov.au>

The Communications Alliance Ltd Industry Code C564:2011 'Mobile Phone Base Station Deployment' is available from the Communications Alliance Ltd website, <http://commsalliance.com.au>.

Contact details for the Carriers (mobile phone companies) present at this site and the most recent version of this document are available online at the Radio Frequency National Site Archive, <http://www.rfnsa.com.au>.

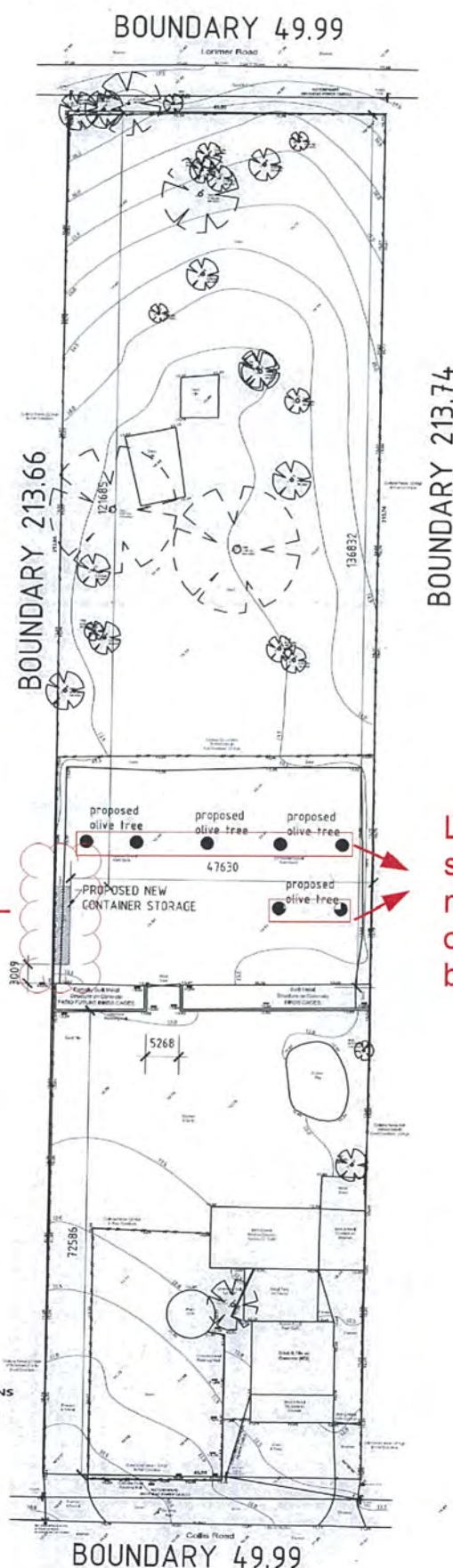


 <p><b>City of Cockburn</b> G.I.S Services Department</p>	<p><b>LOCATION PLAN</b></p>	<p>PRINTED ON: 23/06/2017</p>	<p>SCALE = 1:1150</p>	<p> <b>NORTH</b></p>
<p>DISCLAIMER - The City of Cockburn provides the information contained herein and bears no responsibility or liability whatsoever for any errors, faults, defects or omissions of information contained in this document.</p>				

Sea container to be relocated, screened and treated in accordance with the relevant conditions of approval

Landscaping strips with a minimum width of 3 metres to be provided

- NOTE:**  
ADVISE TRADES: OVERHEAD POWER LINES
- NOTE:**  
PLEASE CHECK TITLE FOR EASEMENTS AND NOTIFICATIONS
- NOTE:**  
OF SURVEY MARKS / PGS. ALL BUILDING OFFSETS, DIMENSIONS & FEATURES ARE POSITIONED FROM EXISTING PGS / PERICES / WALLS WHICH MAY NOT BE ON THE CORRECT ALIGNMENT AND ARE TO BE VERIFIED WITH A REPEC CERTIFICATE.
- NOTE:**  
ACCEPTS NO RESPONSIBILITY FOR ANY ON SITE PHYSICAL CHANGES TO THE PARCEL OR PORTIONS OF THE PARCEL ON LAND SHOWN ON THIS SURVEY INCLUDING ADJOINING NEIGHBOURS LEVELS AND FEATURES THAT HAVE OCCURRED AFTER THE DATE ON THIS SURVEY.



OLIVE TREE SITE  
PLAN  
SCALE 1:700

A	24 01 2016	BL PA	RETROSPECTIVE BIRDS CAGES AND PATIO LOT 14 (#73) COLLIS ROAD WATTLEUP	
ISSUE	Date	AMENDMENTS	Dwg No. 10F 1 Date: 23 01 2017 Scale: 1:700	

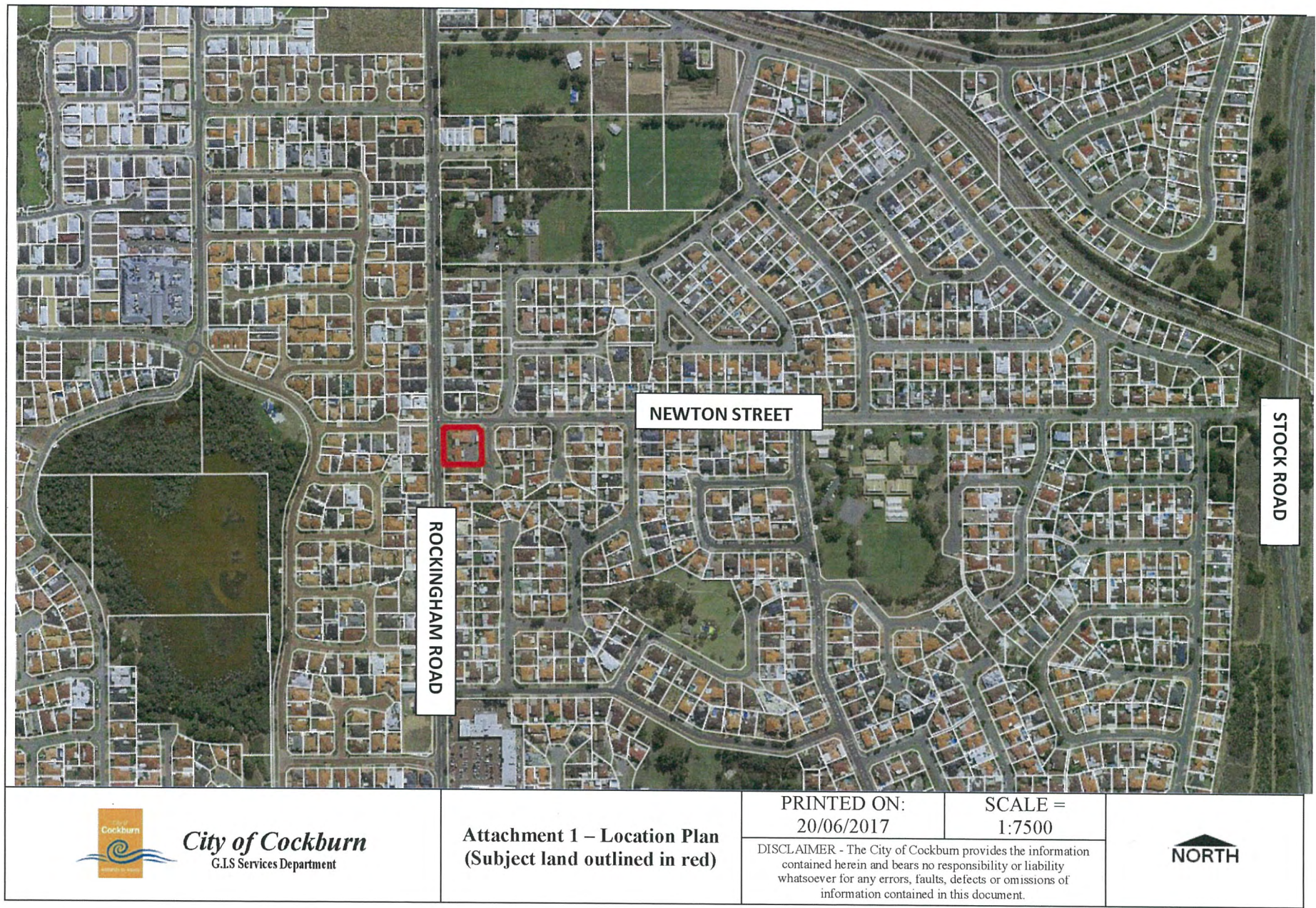
The table below provides a brief summary of the current planning compliance matters and their status to date.

Shack	Issue	Initial Action	Response To Date
Shack	Unauthorised patio & outbuilding	Lessee made contact with the City requesting further clarification of the City's Policy (LPP 4.5). A detailed response provided breaking down what is required to be removed and the reasons behind this	Development Compliance have provided Lessee further time to provide the City with a reasonable timeframe as to when the unauthorised structures will be removed. Lessee currently working with the City to comply.
Shack	Unauthorised enclosed addition	Lessee has responded however is yet to date provide the City with a timeframe as to when / how they intend to conform	Development Compliance to follow up with Lessee
Shack	Unauthorised Patio	Patio installed without any prior approvals issued by the City and has been constructed partially outside of building envelope . The Patio dimensions don't comply with LPP. Lessee was provided with an option to either remove completely or reduce the size to conform with LPP 4.5 and apply for both DA and BAC.	No response has been received by the Lessee. Development Compliance to follow up
Shack	Unauthorised Additions	Patio has been enclosed with doors, windows which is not in accordance with LPP4.5 Lean-to has also been constructed which can't be supported. Requested that the unauthorised structures be removed to comply with LPP4.5	No response has been received by the Lessee. Development Compliance to follow up
Shack	Unapproved Patio Unauthorised & Shed	Patio can be supported however no approvals issued. Provided lessee a timeframe to apply to the City for Retrospective Planning approval; The Shed is not in accordance with LPP 4.5 and has been requested for the shed to be removed.	No response has been received by the Lessee. Development Compliance to follow up

Shack	Issue	Initial Action	Response To Date
Shack	Unauthorised Shed	The Shed is not in accordance with LPP 4.5 and has been requested for the shed to be removed	Lessee has arranged a meeting at the City's office's to discuss this matter further. Lessee would like the opportunity to apply to the City to keep the Shed however, as explained, the retrospective application will be at a cost of \$441.00 and there is no guarantee it will be supported as the application will be assessed against LPP 4.5, whereby outbuildings/sheds a generally not supported.
Shack	Unapproved Patio	Patio was replaced however the new patio was constructed larger than the original. Dimensions of patio is difficult to note until correct plans supplied. The Lessee was invited to apply to the City for a retrospective planning approval.	Lessee visited Development Compliance officer to clarify what documentation required to lodge a planning application. Lessee to return with correct plans to lodge an application for consideration
Shack	Unauthorised Patio	Patio constructed not in accordance with LPP 4.5 (Shack already has one patio). Lessee requested to remove the unauthorised patio	Lessee brother who uses the Shack visited Development Compliance officer to discuss further. Conclusion was that he required 4 weeks to remove the unauthorised patio which was granted. Development Compliance to conduct site inspection post timeframe to confirm compliance.
Shack	Unauthorised Patio enclosed	Patio has been enclosed on all three sides which is not in accordance with LPP 4.5. Requested Lessee to notify the City how they intend to rectify this compliance matter including a date as to when the unauthorised structures will be removed.	No response has been received by the Lessee. Development Compliance to follow up
Shack	Unauthorised Patio	This shack has two patios which is not in accordance with LPP4.5. The second patio was constructed post the policy adoption date so cannot be supported. Requested Lessee to conform by removing one of patios to comply with LPP 4.5	Lessee responded to Land Administration and requested an onsite meeting to discuss options.

Shack	Issue	Initial Action	Response To Date
Shack	Unauthorised Patio	This Shack constructed an additional patio which is not in accordance with LPP 4.5, it also already exceeds the footprint dimensions permitted therefore cannot be supported and is required to be removed. This shack has also recently constructed an outbuilding which cannot be supported and is required to be removed. External works undertaken requires approval from Land Administration. Also, brick wall constructed to the eastern side of Shack is damaged and unsafe which needs to be removed.	Lessee liaising with Development Compliance officer requesting to maintain the structures. Response issued stating that the structures are not in accordance with LPP 4.5 and cannot be supported. Lessee still within timeframe to provide a response with how they intend to rectify the situation including a date for the removal of the unauthorised structures. Compliance to notify Lessee that the unsafe brick wall needs to be removed within 14 days.
Shack	Unauthorised Patio enclosed	This shack enclosed the patio and included an additional room within the patio. This structure cannot be supported and requested for it to be removed.	Lessee has responded and willing to cooperate. The City have allowed a partial wall to be maintained around the patio no higher than 1.2m. Lessee is currently working towards undertaking the works and will notify the City once completed.
Shack	Unauthorised Patio enclosed	Patio has been enclosed completely with door. Requested for lessee to comply with LPP 4.5	Lessee has responded and willing to remove the unauthorised structures. The City have allowed a partial wall no higher than 1.2m. Lessee willing to comply and is to provide Development Compliance with a timeframe required to comply.
Shack	Unauthorised Patio Enclosed	Shack has enclosed two sides of the patio.	Lessee responded and willing to comply. Option to maintain partial up to 1.2m provided to Lessee. Lessee owns two shacks and requested onsite meeting to discuss 'awnings'; Development Compliance meeting on site to discuss further.
Shack	Unapproved Patio	The original lean-to was replaced with a patio; however, the new patio is larger than the 1.8m permitted as per LPP 4.5. Lessee offered to lodge a retro DA.	Lessee has lodged a retrospective DA for the patio. Lessee is aware that the dimensions are larger than what the Policy allows which means that the approval may be conditioned to scale back the size to comply. The application is currently being assessed and referred to WAPC for comments.

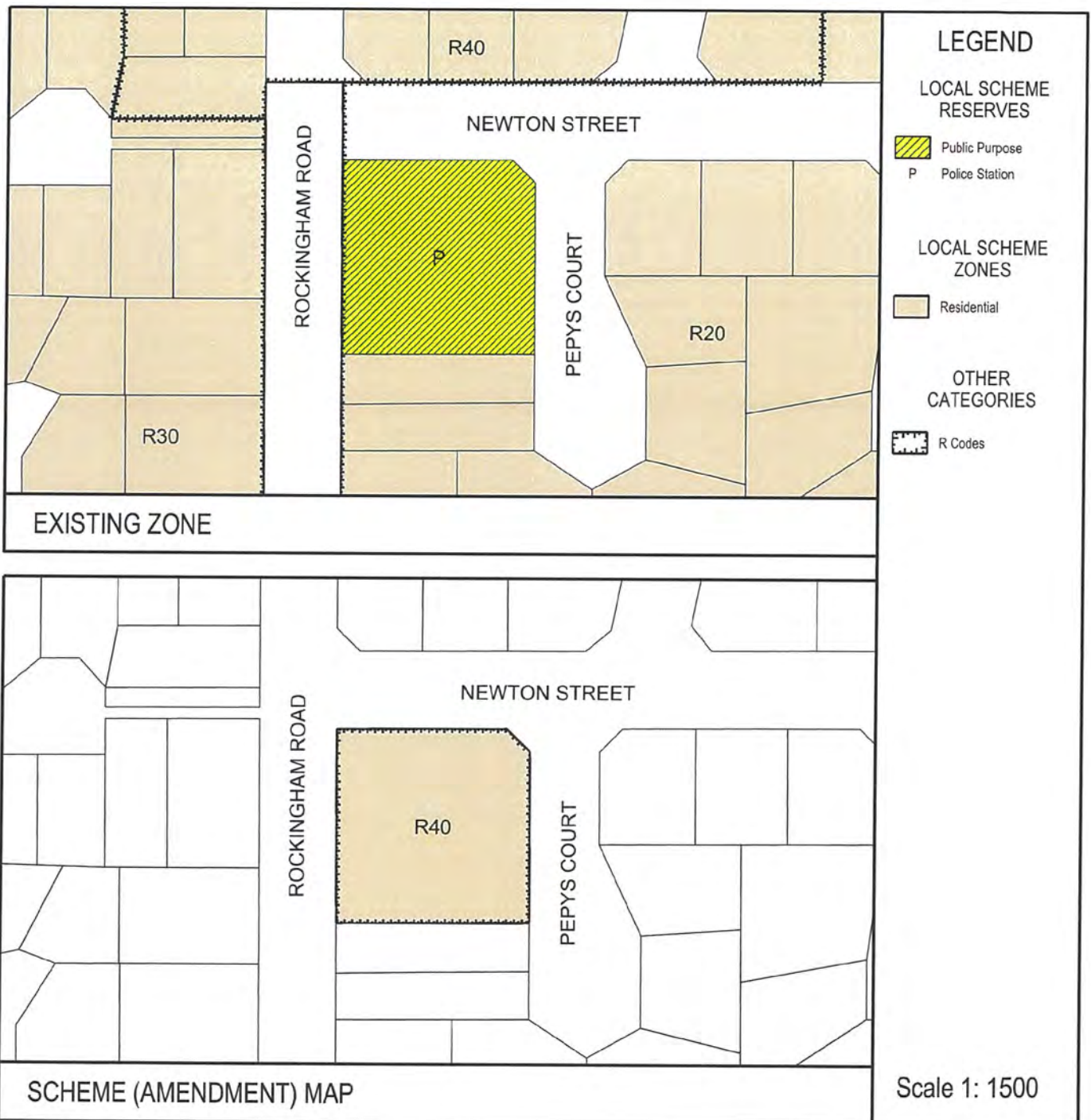
Shack	Issue	Initial Action	Response To Date
Shack	Unapproved and Unauthorised Patio	This Shack constructed two new patios with no approvals. Policy only permits one patio. Lessee was advised to remove one and apply for a retrospective DA for the other.	Lessee has lodged a retrospective DA for one patio. The second patio forms part of the shack roof which was replaced and therefore could potentially mean that the shack still has maintained 2 patios. The application is currently being assessed and referred to WAPC for comments.
Shack	Unauthorised Shed	Shed not in accordance with LPP 4.5. Lessee requested for the shed to be removed.	Lessee has notified development compliance that the Shed is removed. Site inspection due this week to confirm compliance. Once conducted shack can be finalised and closed.
Shack	Unauthorised Patio enclosed	Shack has enclosed patio and constructed new 'awnings'	Lessee responded and willing to comply. Option to maintain partial up to 1.2m provided to Lessee. Lessee owns two shacks and requested onsite meeting to discuss 'awnings'; Development Compliance meeting on site to discuss further.
Shack	Unauthorised gazebo and shed	Construction of gazebo and shed not in accordance with LPP 4.5. Lessee notified that the structures cannot be supported and therefore is required to be removed.	Lessee has already removed the gazebo. They are in the process of removing the shed and will notify the City when this has occurred to finalise and close compliance case.
Shack	Unapproved additions (limestone walls)	Additions can be supported in accordance with LPP 4.5 however approvals from the City will be required. Lessee requested to lodge a retrospective planning application.	No response has been received by the Lessee. Development Compliance to follow up
Shack	Unauthorised Patio enclosed	Patio has been enclosed on all sides which are not in accordance with LPP 4.5. Requested lessee to comply.	Lessee has responded and willing to remove the unauthorised structures. The City have allowed a partial wall no higher than 1.2m to be maintained however, the door wouldn't be permitted as preferably require an open easy access to ensure that the structure is used as a Patio rather than an enclosed addition. Lessee willing to comply and is to provide Development Compliance with a timeframe required to comply.
Shack	Unauthorised Patio enclosed	Patio has been enclosed on all sides which is not in accordance with LPP 4.5. Requested lessee to comply.	No response has been received by the Lessee. Development Compliance to follow up

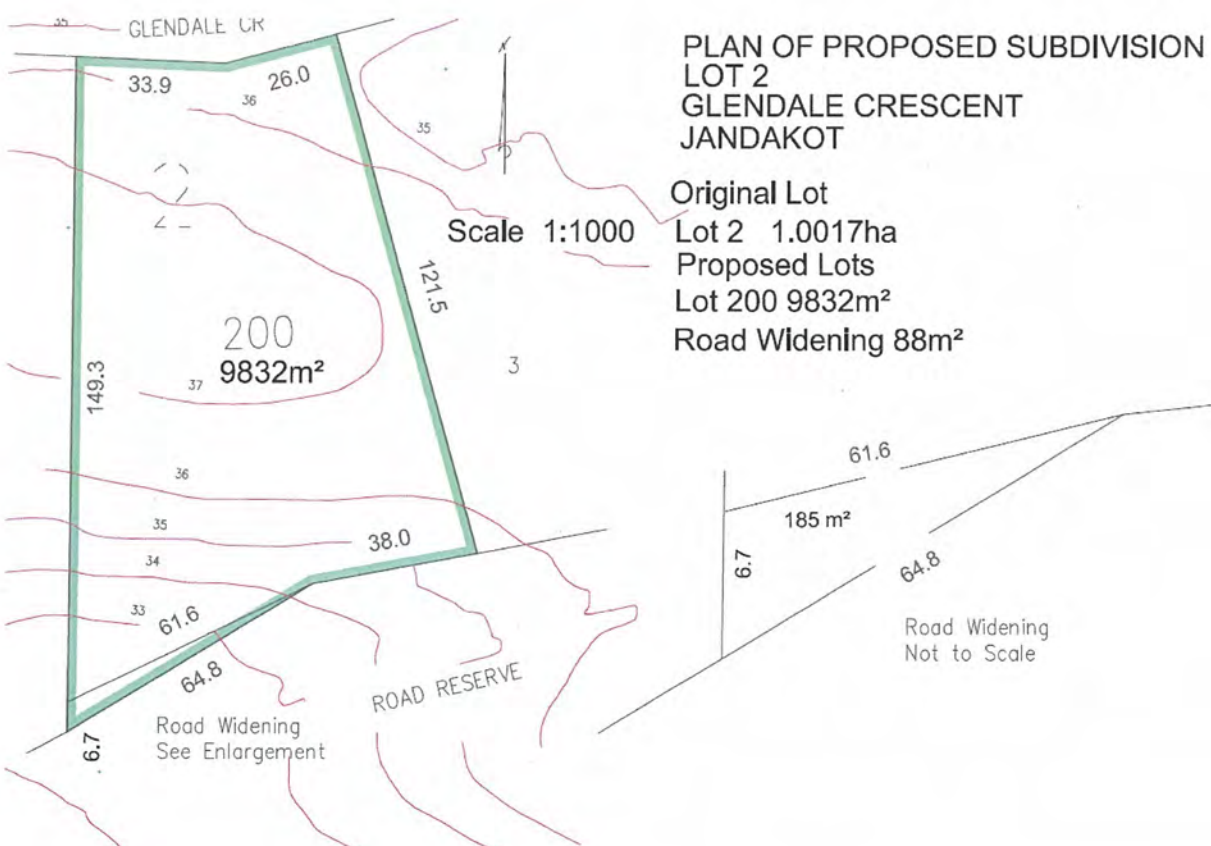


# CITY OF COCKBURN

## TOWN PLANNING SCHEME No. 3

## Amendment No.





CITY OF COCKBURN  
MUNICIPAL BANK ACCOUNT

Cheque/ EFT	Account No.	Account/Payee	Date	Value
EF102439	19059	<b>CAROL REEVE-FOWKES</b> MONTHLY COUNCILLOR ALLOWANCE	4/05/2017	5,658.74
EF102440	10118	<b>AUSTRALIA POST</b> POSTAGE CHARGES	8/05/2017	17,905.24
EF102441	10152	<b>AUST SERVICES UNION</b> PAYROLL DEDUCTIONS	8/05/2017	1,444.81
EF102442	10154	<b>AUSTRALIAN TAXATION OFFICE</b> PAYROLL DEDUCTIONS	8/05/2017	418,960.00
EF102443	10305	<b>CHILD SUPPORT AGENCY</b> PAYROLL DEDUCTIONS	8/05/2017	3,633.66
EF102444	10733	<b>HOSPITAL BENEFIT FUND</b> PAYROLL DEDUCTIONS	8/05/2017	317.80
EF102445	11001	<b>LOCAL GOVERNMENT RACING &amp; CEMETERI</b> PAYROLL DEDUCTIONS	8/05/2017	287.00
EF102446	11857	<b>CHAMPAGNE SOCIAL CLUB</b> PAYROLL DEDUCTIONS	8/05/2017	572.80
EF102447	11860	<b>45S CLUB</b> PAYROLL DEDUCTIONS	8/05/2017	18.00
EF102448	18407	<b>RIPE ART</b> CATERING SERVICES - EDIBLE ART	8/05/2017	400.00
EF102449	18553	<b>SELECTUS PTY LTD</b> PAYROLL DEDUCTIONS	8/05/2017	12,507.83
EF102450	19726	<b>HEALTH INSURANCE FUND OF WA</b> PAYROLL DEDUCTIONS	8/05/2017	1,563.95
EF102451	25987	<b>TOYOTA FLEET MANAGEMENT</b> PAYROLL DEDUCTIONS - NOVATED LEASE	8/05/2017	567.62
EF102452	26780	<b>METROPOLITAN OMNIBUS COMPANY</b> BUS HIRE	8/05/2017	924.00
EF102453	27031	<b>DOWNER EDI WORKS PTY LTD</b> ASPHALT SERVICES	8/05/2017	366,990.59
EF102454	27071	<b>PRO-AM AUSTRALIA</b> SWIMWEAR, AQUATIC PRODUCTS	8/05/2017	5,957.60
EF102455	88888	<b>WAYNE RADONICH</b> BOND REFUND	8/05/2017	4,162.40
EF102456	99997	<b>GREGORY KAZMER</b> REIMBURSEMENT SAFETY GLASSES - G KAZMER	8/05/2017	300.00
EF102457	99997	<b>HAZEL O'CATHAIL</b> ARTIST PAYMENT FROM EXHIBITION SALES	8/05/2017	300.00
EF102458	99997	<b>ANA POZNANOVIC</b> ARTIST PAYMENT FROM EXHIBITION SALES	8/05/2017	250.00
EF102459	10244	<b>BUILDING &amp; CONST INDUSTRY TRAINING FU</b> LEVY PAYMENT	9/05/2017	42,712.35
EF102460	23302	<b>BUILDING SERVIC</b> BUILDING SERVICES LEVIES	9/05/2017	43,457.25
EF102461	99997	<b>COMMUNITY AND CULTURAL COUNCIL</b> FREMANTLE PORTS COCKBURN COMMUNITY PROJE	9/05/2017	2,000.00
EF102465	18314	<b>GLOBETROTTER</b> TRAVEL SERVICES	10/05/2017	6,447.66
EF102466	19533	<b>WOOLWORTHS LTD</b> GROCERIES	10/05/2017	221.77
EF102467	26696	<b>CHAMONIX TERBLANCHE</b> MILEAGE REIMBURSEMENT	10/05/2017	802.05
EF102468	10346	<b>COATES HIRE OPERATIONS PTY LTD</b> EQUIPMENT HIRING SERVICES	11/05/2017	330.44
EF102469	99997	<b>CURTIN UNIVERSITY</b> INV8922754 - R.PLEASEANT UNI FEES	11/05/2017	4,566.00
EF102470	99997	<b>CURTIN UNIVERSITY</b> INV8922457- S.NG STUDY FEES	11/05/2017	4,566.00

CITY OF COCKBURN  
MUNICIPAL BANK ACCOUNT

Cheque/ EFT	Account No.	Account/Payee	Date	Value
EF102471	99997	<b>ANTON LEES</b> REIMBURSEMENT STUDY FEES - ANTON LEES	11/05/2017	3,950.00
EF102472	10944	<b>MCLEODS</b> LEGAL SERVICES	12/05/2017	10,131.16
EF102473	18314	<b>GLOBETROTTER</b> TRAVEL SERVICES	15/05/2017	7,098.30
EF102474	18314	<b>GLOBETROTTER</b> TRAVEL SERVICES	18/05/2017	2,884.80
EF102475	10152	<b>AUST SERVICES UNION</b> PAYROLL DEDUCTIONS	22/05/2017	1,392.10
EF102476	10154	<b>AUSTRALIAN TAXATION OFFICE</b> PAYROLL DEDUCTIONS	22/05/2017	394,200.00
EF102477	10305	<b>CHILD SUPPORT AGENCY</b> PAYROLL DEDUCTIONS	22/05/2017	3,633.66
EF102478	10733	<b>HOSPITAL BENEFIT FUND</b> PAYROLL DEDUCTIONS	22/05/2017	317.80
EF102479	10888	<b>LJ CATERERS</b> CATERING SERVICES	22/05/2017	2,718.66
EF102480	11001	<b>LOCAL GOVERNMENT RACING &amp; CEMETERI</b> PAYROLL DEDUCTIONS	22/05/2017	287.00
EF102481	11857	<b>CHAMPAGNE SOCIAL CLUB</b> PAYROLL DEDUCTIONS	22/05/2017	564.00
EF102482	11860	<b>45S CLUB</b> PAYROLL DEDUCTIONS	22/05/2017	18.00
EF102483	18553	<b>SELECTUS PTY LTD</b> PAYROLL DEDUCTIONS	22/05/2017	12,507.83
EF102484	19726	<b>HEALTH INSURANCE FUND OF WA</b> PAYROLL DEDUCTIONS	22/05/2017	1,452.30
EF102485	25795	<b>DEPARTMENT OF LANDS</b> TRANSFER OF LAND - LOT 2718 BENEDICK RD	22/05/2017	850.80
EF102486	25987	<b>TOYOTA FLEET MANAGEMENT</b> PAYROLL DEDUCTIONS - NOVATED LEASE	22/05/2017	567.62
EF102487	26090	<b>FREMANTLE MILK DISTRIBUTORS</b> MILK DISTRIBUTORS	22/05/2017	344.35
EF102488	99997	<b>MARKUS KUNZLER</b> REIMBURSEMENT FOR UNIFORM - MARKUS	22/05/2017	150.00
EF102489	99997	<b>KEVIN MUIR</b> REIMBURSEMENT FOR UNIFORM - K MUIR	22/05/2017	162.41
EF102490	99997	<b>RICHARD BELL</b> ARTIST PAYMENT FROM EXHIBITION SALES	22/05/2017	540.00
EF102491	99997	<b>PARDEEP CHOUHAN</b> STUDY CONTRIBUTION - PARDEEP CHOUHAN	22/05/2017	350.00
EF102492	99997	<b>THE CHURCHES COMMISSION ON EDUCATIO</b> DONATION	22/05/2017	9,000.00
EF102493	99997	<b>SECOND HARVEST</b> DONATION	22/05/2017	18,000.00
EF102494	99997	<b>PORT COMMUNITY HIGH SCHOOL</b> DONATION	22/05/2017	20,000.00
EF102495	99997	<b>BUSINESS FOUNDATIONS</b> DONATION	22/05/2017	10,000.00
EF102496	99997	<b>FRIENDS OF THE COMMUNITY</b> DONATION	22/05/2017	2,000.00
EF102497	99997	<b>SOUTH LAKE OTTEY FAMILY AND NEIGHBO</b> DONATION	22/05/2017	10,000.00
EF102498	99997	<b>WESTERN AUSTRALIA FIGURE SKATING CLU</b> SPONSORSHIP - FIGURE SKATING DEVELOPMENT	22/05/2017	4,800.00
EF102499	99997	<b>YANGEBUP FAMILY CENTRE</b> COMMUNITY GRANT - OPEN DAY 25YRS	22/05/2017	2,200.00

CITY OF COCKBURN  
MUNICIPAL BANK ACCOUNT

Cheque/ EFT	Account No.	Account/Payee	Date	Value
EF102500	99997	<b>SCOUTS WA</b> COMMUNITY GRANT - EQUIPMENT REPLENISHMENT	22/05/2017	2,717.80
EF102501	99997	<b>LEEMING AREA COMMUNITY BANDS INC</b> COMMUNITY GRANT - LACB TRAINING BAND	22/05/2017	5,000.00
EF102502	99997	<b>CITY OF COCKBURN PIPE BAND</b> COMMUNITY GRANT - EQUIPMENT SNARE DRUM	22/05/2017	1,420.00
EF102503	99997	<b>LAKELAND SHS (P&amp;C)</b> COMMUNITY GRANT - MENTALLY HEALTHY DAY 2	22/05/2017	2,000.00
EF102504	99997	<b>SOUTH BEACH COMMUNITY GROUP</b> COMMUNITY GRANT - LOGO AND BANNER	22/05/2017	605.00
EF102505	99997	<b>BEE LIAR RESIDENTS ADVANCEMENT GROUP</b> COMMUNITY GRANT - BRAG SET UP	22/05/2017	1,000.00
EF102506	99997	<b>HARRY PERKINS INSTITUTE OF MEDICAL RESEARCH</b> SPONSORSHIP - 2017 MACA RIDE TO CONQUER	22/05/2017	5,000.00
EF102507	99997	<b>CANCER COUNCIL WA (RELAY FOR LIFE SOCIETY)</b> SPONSORSHIP - RELAY FOR LIFE 2017	22/05/2017	1,500.00
EF102508	88888	<b>SURELAND PROPERTY GROUP</b> BOND REFUND	31/05/2017	17,000.00
EF102509	88888	<b>MILLER PTY LTD</b> BOND REFUND	31/05/2017	17,000.00
EF102510	88888	<b>JAS &amp; PE DAVIDSON</b> BOAT PEN BOND REFUND	31/05/2017	500.00
EF102511	88888	<b>SURELAND PROPERTY GROUP</b> BOND REFUND	31/05/2017	5,000.00
EF102512	88888	<b>RAYMOND STEELE</b> BOAT PEN BOND REFUND	31/05/2017	500.00
EF102513	99997	<b>BRUCE BENNETT</b> CROSSOVER CONTRIBUTION	31/05/2017	300.00
EF102514	99997	<b>JANDAKOT VOLUNTEER BUSH FIRE BRIGADE</b> 2016/2017 ANNUAL PPE GRANT	31/05/2017	5,000.00
EF102515	99997	<b>COOGEE BASKETBALL CLUB INC</b> KIDSPORT INVOICE KS008981	31/05/2017	125.00
EF102516	99997	<b>WARNBRO STRIKERS SOCCER CLUB</b> KIDSPORT INV KS006917 THORNLEY	31/05/2017	200.00
EF102517	99997	<b>ARMADALE SOCCER CLUB</b> KIDSPORT INV KS009037 SITA & KATULANDA	31/05/2017	440.00
EF102518	99997	<b>DALMATINAC SPORT AND COMMUNITY CLUB</b> KIDSPORT - KS009069	31/05/2017	440.00
EF102519	99997	<b>TALIA HOOGEWERF</b> COCKBURNS GOT TALENT 1ST PLACE	31/05/2017	500.00
EF102520	99997	<b>NICKI KITCHEN</b> CAT STERILISATION SUBSIDY - LEO	31/05/2017	50.00
EF102521	99997	<b>SOUTH COOGEE JFC CHANTELLE YOUNG</b> SPORTS EQUIPMENT GRANT #77	31/05/2017	1,000.00
EF102522	99997	<b>DIAMONDS NETBALL CLUB MELANIE WALKER</b> SPORTS EQUIPMENT GRANT #78	31/05/2017	435.00
EF102523	99997	<b>COOLBELLUP AMATEUR FC JOHN RADAICH</b> SPORTS EQUIPMENT GRANT #79	31/05/2017	1,000.00
EF102524	99997	<b>LIBERTY NETBALL CLUB</b> KIDSPORT INVOICE KS009264	31/05/2017	400.00
EF102525	99997	<b>ALISON BOLAS</b> DONATION DA LGACS2	31/05/2017	200.00
EF102526	99997	<b>SHARYN EGAN</b> CITY PURCHASE FROM SHOW OFF	31/05/2017	1,200.00
EF102527	99997	<b>CHAS HAUXBY</b> CITY PURCHASE FROM SHOW OFF	31/05/2017	400.00
EF102528	99997	<b>GEORGE HAYNES</b> CITY PURCHASE FROM SHOW OFF	31/05/2017	2,750.00

CITY OF COCKBURN  
MUNICIPAL BANK ACCOUNT

Cheque/ EFT	Account No.	Account/Payee	Date	Value
EF102529	99997	<b>TREVOR VICKERS</b> CITY PURCHASE FROM SHOW OFF	31/05/2017	850.00
EF102530	99997	<b>DANICA WICHTERMANN</b> CITY PURCHASE FROM SHOW OFF	31/05/2017	490.00
EF102531	99997	<b>SANDY GASKETT</b> CITY PURCHASE FROM SHOW OFF	31/05/2017	100.00
EF102532	99997	<b>LINDA METZ</b> EMPLOYEE OF THE YEAR TRAVEL PRIZE L.METZ	31/05/2017	1,484.34
EF102533	99997	<b>JUDITH B LOZA &amp; BRUCE C STEPHENS</b> MANNING PARK TRAIL RUN SPONSOR - J.LOZA	31/05/2017	21.65
EF102534	99997	<b>NATHAN JOHNSTON</b> MANNING PARK TRAIL RUN - N.JOHNSTON	31/05/2017	21.65
EF102535	99997	<b>THE FREMANTLE CITY FOOTBALL CLUB</b> KIDSPORT INV KS009302 - X3 CHILDREN	31/05/2017	660.00
EF102536	99997	<b>SHANIA MULLINS</b> COCKBURN'S GOT TALENT-SHANIA MULLINS	31/05/2017	250.00
EF102537	99997	<b>CARMEL GALATI</b> COCKBURN'S GOT TALENT - CARMEL GALATI	31/05/2017	500.00
EF102538	99997	<b>HANNAH JONES</b> COCKBURN'S GOT TALENT - HANNAH JONES	31/05/2017	100.00
EF102539	99997	<b>ANGELA LUMSDEN</b> COCKBURN'S GOT TALENT - ANGELA LUMSDEN	31/05/2017	100.00
EF102540	99997	<b>HARRIET KENWORTHY</b> COCKBURN'S GOT TALENT-HARRIET KENWORTHY	31/05/2017	250.00
EF102541	99997	<b>SUCCESS BLAZERS INC</b> KIDSPORT INVOICE KS006108	31/05/2017	200.00
EF102542	99997	<b>SUCCESS BLAZERS INC</b> KIDSPORT KS007663	31/05/2017	360.00
EF102543	99997	<b>SUCCESS BLAZERS INC</b> KIDSPORT KS006914	31/05/2017	400.00
EF102544	99997	<b>AUBIN GROVE UNITED FOOTBALL CLUB</b> KIDSPORT KS008614	31/05/2017	400.00
EF102545	99997	<b>COCKBURN COUGARS SOFTBALL CLUB</b> KIDSPORT INVOICE KS009478	31/05/2017	200.00
EF102546	99997	<b>JANDAKOT VOLUNTEER BUSHFIRE BRIGAD</b> JANDAKOT VOLUNTEER BUSHFIRE REIMBURSEMENT	31/05/2017	121.74
EF102547	99997	<b>JANDAKOT JETS JUNIOR FOOTBALL CLUB</b> KIDSPORT INVOICE KS009538	31/05/2017	1,149.00
EF102548	99997	<b>CLOVERDALE COMETS DIAMOND SPORTS</b> KIDSPORT INV: KS008879 E CARR	31/05/2017	200.00
EF102549	99997	<b>D &amp; LV SICUSO</b> COMPOST BIN REBATE - SICUSO	31/05/2017	50.00
EF102550	99997	<b>MITCHELL REVILL</b> COCKBURNS GOT TALENT - 2ND PLACE	31/05/2017	250.00
EF102551	99997	<b>ELIZA LEWIS</b> COCKBURNS GOT TALENT - 3RD PRIZE	31/05/2017	100.00
EF102552	99997	<b>ZURICH AUSTRALIAN INSURANCE LTD</b> INSURANCE EXCESS FOR CLAIM 016033F	31/05/2017	1,000.00
EF102553	99997	<b>GONDWANA LINK LTD</b> INVOICE 196 EUGENE EADES	31/05/2017	3,100.00
EF102554	99997	<b>C.O. LOUGHLIN</b> COMPOST BIN REBATE - BARTLETT	31/05/2017	50.00
EF102555	99997	<b>NEIL CROCKETT &amp; KERRY</b> SAFETY PRESCRIPTION GLASSES - N CROCKETT	31/05/2017	300.00
EF102556	99997	<b>JOHN LOVELL</b> SAFETY PRESCRIPTION GLASSES - J LOVELL	31/05/2017	300.00
EF102557	99997	<b>HEALY GEOFFREY PETER</b> SAFETY GLASSES REIMBURSEMENT - G HEALY	31/05/2017	249.00

CITY OF COCKBURN  
MUNICIPAL BANK ACCOUNT

Cheque/ EFT	Account No.	Account/Payee	Date	Value
EF102558	99997	<b>HARVEY DEAN RUSSELL</b> SAFETY GLASSES REIMBURSEMENT - D HARVEY	31/05/2017	300.00
EF102559	99997	<b>COCKBURN NETBALL CLUB INC</b> KIDSPORT KS009792	31/05/2017	200.00
EF102560	99997	<b>SUCCESS BLAZERS INC</b> KIDSPORT KS009834	31/05/2017	200.00
EF102561	99997	<b>MORLEY BULLDOGS JUNIOR FOOTBALL CLUB</b> KIDSPORT INVOICE KS009940	31/05/2017	200.00
EF102562	99997	<b>CHRISTINA NEUBAUER AND THORSTEN GOR</b> DONATION TO SOUTH BEACH COMMUNITY GROUP	31/05/2017	200.00
EF102563	99997	<b>COOGEE PRIMARY SCHOOL</b> DONATION TO SCHOOLS - ACS7	31/05/2017	318.00
EF102564	99997	<b>JACQUELINE A'COURT</b> ARTIST PAYMENT FROM EXHIBITION SALES	31/05/2017	1,200.00
EF102565	99997	<b>JAN ANDERSON</b> ARTIST PAYMENT FROM EXHIBITION SALES	31/05/2017	750.00
EF102566	99997	<b>COCKBURN JUNIOR FOOTBALL CLUB INC.</b> KIDSPORT INVOICE KS010006	31/05/2017	200.00
EF102567	99997	<b>COCKBURN JUNIOR FOOTBALL CLUB</b> KIDSPORT INVOICE KS010008	31/05/2017	200.00
EF102568	99997	<b>NATURE PLAY WA INC.</b> INVOICE 00000145 - SILVER SPONSORSHIP	31/05/2017	2,200.00
EF102569	99997	<b>DAN PUPOVAC</b> MANNING PARK TRAIL RUN - D PUPOVAC	31/05/2017	21.65
EF102570	99997	<b>GISELLE ALLIEX</b> FREMANTLE TRIATHLON - G ALLIEX	31/05/2017	27.50
EF102571	99997	<b>JANDAKOT VOLUNTEER BUSHFIRE BRIGADE</b> REIMBURSEMENT TO THE JANDAKOT VOLUNTEER	31/05/2017	945.67
EF102572	99997	<b>BRAZA GINGA</b> KIDSPORT KS009535	31/05/2017	200.00
EF102573	99997	<b>GISELLE ALLIEX</b> MANNING PARK TRAIL RUN - GISELLE ALLIEX	31/05/2017	21.65
EF102574	99997	<b>EAST FREMANTLE JUNIOR FOOTBALL CLUB</b> KIDSPORT INV: KS009621 - M LISTER	31/05/2017	170.00
EF102575	99997	<b>OLIVIA MIJAT</b> COC'S GOT TALENT PRIZE - OLIVIA MIJAT	31/05/2017	500.00
EF102576	99997	<b>ZURICH AUSTRALIAN INSURANCE LIMITED</b> EXCESS PAID FOR CLAIM 63011519F	31/05/2017	1,000.00
EF102577	99997	<b>SARAH B CAIRNS</b> BIN REBATE	31/05/2017	50.00
EF102578	99997	<b>FREMANTLE JUNIOR FOOTBALL CLUB</b> KIDSPORT KS009681	31/05/2017	2,560.00
EF102579	99997	<b>COCKBURN JUNIOR FOOTBALL CLUB INC.</b> KIDSPORT KS010036	31/05/2017	400.00
EF102580	99997	<b>COCKBURN JUNIOR FOOTBALL CLUB INC.</b> KIDSPORT KS010037	31/05/2017	200.00
EF102581	99997	<b>COCKBURN JUNIOR FOOTBALL CLUB INC.</b> KIDSPORT KS010126	31/05/2017	200.00
EF102582	99997	<b>CANCER COUNCIL</b> AUSTRALIA'S BIGGEST MORNING TEA # 64713	31/05/2017	770.00
EF102583	99997	<b>GEOFF AMOS</b> EMPLOYEE REIMBURSEMENT - GEOFF AMOS	31/05/2017	21.65
EF102584	99997	<b>LINDA SEYMOUR</b> FLU VACCINATION - LINDA SEYMOUR	31/05/2017	25.00
EF102585	99997	<b>LAKE SIDE LIGHTNING BASKETBALL CLUB</b> KIDSPORT KS010132	31/05/2017	400.00
EF102586	99997	<b>RUGBY LEAGUE FOOTBALL CLUB - JUNIORS</b> KIDSPORT KS009670	31/05/2017	800.00

CITY OF COCKBURN  
MUNICIPAL BANK ACCOUNT

Cheque/ EFT	Account No.	Account/Payee	Date	Value
EF102587	99997	<b>BRIANA BOHAN</b> HBF RUN FOR A REASON - BRIANA BOHAN	31/05/2017	33.00
EF102588	99997	<b>LIBERTY NETBALL CLUB TRICIA JOHNSON</b> SPORTS EQUIPMENT GRANT #80	31/05/2017	342.73
EF102589	99997	<b>MR &amp; MRS L.GIANOLI</b> CROSSOVER CONTRUBTUION 40 WHEELER RD	31/05/2017	300.00
EF102590	99997	<b>RAJ PAUL</b> CROSSOVER CONTRIBUTION 3 BASIL LOOP	31/05/2017	300.00
EF102591	99997	<b>ROCELIANA PALMERO</b> CROSS OVER CONTRIBUTION LOT 275 CARINE	31/05/2017	300.00
EF102592	99997	<b>JOHN SCHEPIS</b> CROSSOVER CONTRIBUTION LOT 63A&B	31/05/2017	300.00
EF102593	99997	<b>TRISH GIBB</b> CROSSOVER CONTRIBUTION 5 MARBLE TREEBY	31/05/2017	300.00
EF102594	99997	<b>MOHAMMED ZAMIR</b> CROSSOVER CONTRIBUTION 27 MASSICOT RD	31/05/2017	300.00
EF102595	99997	<b>COCKBURN JUNIOR FOOTBALL CLUB INC.</b> KIDSPORT INV: KS010217 - KAI GROVER-BOYL	31/05/2017	200.00
EF102596	99997	<b>CATERINA ADAMS</b> REPAYMENT OF FEES - C ADAMS	31/05/2017	486.20
EF102597	99997	<b>LYNWOOD UNITED FC</b> KIDSPORT INV:KS008673 - JACK ROSSER	31/05/2017	200.00
EF102598	99997	<b>COOGEE BEACH CARAVAN RESORT SOCIAL</b> DELEGATED AUTHORITY LGACS2	31/05/2017	65.00
EF102599	99997	<b>DALMATINAC SPORT AND COMMUNITY CLUB</b> KIDSPORT INV: KS010213 - BROOKE KARRA	31/05/2017	220.00
EF102600	99997	<b>ACTIVE GYMNASTICS</b> KIDSPORT INV: KS006257 - NADIA SHORTEN	31/05/2017	220.00
EF102601	99997	<b>COCKBURN BASKETBALL ASSOCIATION INC</b> KIDSPORT INV: KS010255 - KATRINA HANNA	31/05/2017	220.00
EF102602	99997	<b>NEXT GEN PERTH SOUTH</b> INV 11896 - MORNING TEA PROVIDED	31/05/2017	2,330.00
EF102603	99997	<b>LIBERTY NETBALL CLUB</b> KIDSPORT INV: KS006276 X 4	31/05/2017	400.00
EF102604	99997	<b>COCKBURN JUNIOR FOOTBALL CLUB</b> KIDSPORT INV: KS010332 - PARIS	31/05/2017	95.00
EF102605	99997	<b>COCKBURN JUNIOR FOOTBALL CLUB</b> KIDSPORT INV: KS010340 - LEE & YATES	31/05/2017	400.00
EF102606	99997	<b>IZRA</b> COCKBURN YOUTH LEADERSHIP PROGRAM	31/05/2017	500.00
EF102607	99997	<b>MISS BRENTA D'SA</b> HBF RUN FOR A REASON - BREE D'SA	31/05/2017	33.00
EF102608	99997	<b>MISS CAROL CATHERWOOD</b> HBF RUN FOR A REASON - C CATHERWOOD	31/05/2017	33.00
EF102609	99997	<b>CAMERON OXFORD</b> HBF RUN FOR A REASON - C OXFORD	31/05/2017	33.00
EF102610	99997	<b>ADRIAN CHESTER</b> HBF RUN FOR A REASON - A CHESTER	31/05/2017	33.00
EF102611	99997	<b>HAMILTON HILL COMMUNITY GROUP</b> REIMBURSEMENT FEE FOR CHANGE OF RULES TO	31/05/2017	40.00
EF102612	99997	<b>BEELIAR RESIDENTS ADVANCEMENT GROUP</b> REIMBURSEMENT FEE FOR CHANGE OF RULES TO	31/05/2017	40.00
EF102613	99997	<b>COOLBELLUP COMMUNITY ASSOCIATION</b> DONATION DA LGACS2	31/05/2017	200.00
EF102614	99997	<b>DELANEY HYDE</b> KIDSPORT INV: KS006216 OVERMARS X 2	31/05/2017	400.00
EF102615	99997	<b>FREMANTLE PCYC</b> KID SPORT INV-KS010388	31/05/2017	88.00

CITY OF COCKBURN  
MUNICIPAL BANK ACCOUNT

Cheque/ EFT	Account No.	Account/Payee	Date	Value
EF102616	99997	<b>FREMANTLE PCYC</b> KID SPORT INV-KS010389	31/05/2017	99.00
EF102617	99997	<b>COCKBURN JUNIOR FOOTBALL CLUB INC.</b> KID SPORT INV-KS010353	31/05/2017	200.00
EF102618	99997	<b>DEBRA MARDI</b> SLLC REFUND OF PASSES	31/05/2017	100.80
EF102619	99997	<b>DEBBI CHING AI CHEW</b> SLLC REFUND PASSES REMINING - DEBBI CHEW	31/05/2017	37.80
EF102620	99997	<b>DENISE CHEW</b> SLLC REFUND REMINING PASSES DENIS CHEW	31/05/2017	50.40
EF102621	99997	<b>KAYLA DAWSON</b> SLLC REFUND OF PASSES - KAYLA DAWSON	31/05/2017	80.16
EF102622	99997	<b>IRINA POPE</b> SLLC REFUND OF PASSES - IRINA POPE	31/05/2017	50.40
EF102623	99997	<b>TONY YAU</b> SLLC REFUND OF PASSES - TONY YAU	31/05/2017	81.07
EF102624	99997	<b>SUZANNE MARSELLA</b> SLLC REFUND OF PASSES SUZANNE MARSELLA	31/05/2017	50.40
EF102625	99997	<b>ESTATE OF LATE BERYL COOPER</b> SLLC REFUND OF PASSES - BERYL COOPER	31/05/2017	65.52
EF102626	99997	<b>LEEMING NETBALL CLUB</b> KID SPORT INV-KS006970	31/05/2017	200.00
EF102627	99997	<b>SAINTS BASKETBALL CLUB</b> KID SPORT INV-KS006953	31/05/2017	200.00
EF102628	99997	<b>UWA PAEDIATRIC EXERCISE PROGRAMS</b> KID SPORT INV-KS010459	31/05/2017	220.00
EF102629	99997	<b>KALAMUNDA &amp; DISTRICTS BASKETBALL</b> KID SPORT INV-KS010486	31/05/2017	220.00
EF102630	99997	<b>COCKBURN COUGARS SOFTBALL</b> KID SPORT INV-KS010496	31/05/2017	200.00
EF102631	99997	<b>E.J AMND W.M ZUROMSKIS</b> SLLC REFUND OF PASSES - WENDY ZUROMSKIS	31/05/2017	88.20
EF102632	99997	<b>BARBARA MITCHINSON</b> SLLC REFUND FOR PASSES - BARBARA MITCHIN	31/05/2017	39.60
EF102633	99997	<b>SHARYN SILVERMAN</b> SLLC REFUND OF PASSES - SHARYN SILVERMAN	31/05/2017	88.20
EF102634	99997	<b>SANDRA MACRI</b> SLLC REFUND OF PASSES - SANDRA MACRI	31/05/2017	93.77
EF102635	99997	<b>ANNE FORSTER</b> SLLC REFUNS OF PASSES - ANNE FORSTER	31/05/2017	41.85
EF102636	99997	<b>KRISTEN SOKOL</b> SLLC REFUND OF PASSES - KRISTEN SOKOL	31/05/2017	32.76
EF102637	99997	<b>BRIAN COLLINGRIDGE</b> SLLC REFUND OF PASSES - BRIAN COLLINGRID	31/05/2017	51.20
EF102638	99997	<b>SOUTH PERTH JUNIOR RUGBY LEAGUE CLUB</b> KIDSPORT INV: KS010521 JELTA & SMITH	31/05/2017	400.00
EF102639	99997	<b>FLAMES SOFTBALL CLUB</b> KID SPORT INV-KS006967	31/05/2017	400.00
EF102640	99997	<b>WILLETTON NETBALL CLUB INCORPORATED</b> KID SPORT INV-KS010536	31/05/2017	600.00
EF102641	99997	<b>SUCCESS STRIKERS NETBALL CLUB INC</b> KID SPORT INV-KS007255	31/05/2017	1,200.00
EF102642	99997	<b>THE DANCE COLLECTIVE</b> KIDSPORT INV: KS010547 - MEAD	31/05/2017	220.00
EF102643	99997	<b>ATWELL NETBALL CLUB</b> KID SPORT INV-KS010551	31/05/2017	400.00
EF102644	99997	<b>MAXENE EASTON</b> CAT STERILISATION SUBSIDY	31/05/2017	50.00

CITY OF COCKBURN  
MUNICIPAL BANK ACCOUNT

Cheque/ EFT	Account No.	Account/Payee	Date	Value
EF102645	99997	<b>BULLCREEK LEEMING JUNIOR FOOTBALL CLUB</b> KIDSPORT INVOICE KS006404	31/05/2017	390.00
EF102646	99997	<b>SOUTH FREMANTLE WOMENS FOOTBALL CLUB</b> KIDSPORT INVOICE KS010565	31/05/2017	200.00
EF102647	99997	<b>M EAGLESTONE</b> REPAYMENT OF FEES - M EAGLESTONE	31/05/2017	414.70
EF102648	99996	<b>ROCKY COLLINS</b> PROPERTY RATES REFUND	31/05/2017	20.00
EF102649	99996	<b>MELANIE EXLEY</b> PROPERTY RATES REFUND	31/05/2017	30.00
EF102650	99996	<b>ALVIN LIAU</b> PROPERTY RATES REFUND	31/05/2017	250.00
EF102651	99996	<b>CAROL BRADLEY</b> PROPERTY RATES REFUND	31/05/2017	30.00
EF102652	99996	<b>JOHN VINCENTI</b> PROPERTY RATES REFUND	31/05/2017	295.00
EF102653	99996	<b>NICOLA BERNA</b> PROPERTY RATES REFUND	31/05/2017	222.00
EF102654	99996	<b>NIGEL ROTH</b> PROPERTY RATES REFUND	31/05/2017	2,065.93
EF102655	99996	<b>WILLIAM BROWN</b> PROPERTY RATES REFUND	31/05/2017	710.11
EF102656	99996	<b>BLESSINGS HOLDINGS PTY LTD</b> PROPERTY RATES REFUND	31/05/2017	2,330.25
EF102657	99996	<b>PORT CATHERINE DEVELOPMENTS</b> PROPERTY RATES REFUND	31/05/2017	72,177.38
EF102658	99996	<b>STOCKLAND WA DEVELOPMENT PTY LTD</b> PROPERTY RATES REFUND	31/05/2017	7,953.12
EF102659	99996	<b>SANGHYUN LEE</b> PROPERTY RATES REFUND	31/05/2017	1,938.91
EF102660	11867	<b>KEVIN JOHN ALLEN</b> MONTHLY COUNCILLOR ALLOWANCE	31/05/2017	2,613.67
EF102661	12740	<b>MAYOR LOGAN HOWLETT</b> MONTHLY COUNCILLOR ALLOWANCE	31/05/2017	11,325.83
EF102662	20634	<b>LEE-ANNE SMITH</b> MONTHLY COUNCILLOR ALLOWANCE	31/05/2017	2,613.67
EF102663	21185	<b>BART HOUWEN</b> MONTHLY COUNCILLOR ALLOWANCE	31/05/2017	2,613.67
EF102664	23338	<b>STEVE PORTELLI</b> MONTHLY COUNCILLOR ALLOWANCE	31/05/2017	2,613.67
EF102665	23339	<b>STEPHEN PRATT</b> MONTHLY COUNCILLOR ALLOWANCE	31/05/2017	2,613.67
EF102666	25352	<b>LYNDSEY SWEETMAN</b> MONTHLY COUNCILLOR ALLOWANCE	31/05/2017	2,613.67
EF102667	25353	<b>PHILIP EVA</b> MONTHLY COUNCILLOR ALLOWANCE	31/05/2017	2,613.67
EF102668	26696	<b>CHAMONIX TERBLANCHE</b> MONTHLY COUNCILLOR ALLOWANCE	31/05/2017	2,613.67
EF102669	10047	<b>ALINTA ENERGY</b> NATURAL GAS & ELECTRICITY SUPPLY	31/05/2017	62,947.19
EF102670	11794	<b>SYNERGY</b> ELECTRICITY USAGE/SUPPLIES	31/05/2017	290,725.45
EF102671	12025	<b>TELSTRA CORPORATION</b> COMMUNICATIONS SERVICES	31/05/2017	17,201.39
EF102672	10009	<b>AAA PRODUCTION SERVICES</b> AUDIO EQUIPMENT HIRE	31/05/2017	7,502.00
EF102673	10023	<b>ACTIV FOUNDATION INC</b> PACKAGING SERVICES	31/05/2017	55.00

CITY OF COCKBURN  
MUNICIPAL BANK ACCOUNT

<b>Cheque/ EFT</b>	<b>Account No.</b>	<b>Account/Payee</b>	<b>Date</b>	<b>Value</b>
EF102674	10043	<b>AKN LOCK SERVICE</b> SECURITY SERVICES	31/05/2017	363.00
EF102675	10058	<b>ALSCO PTY LTD</b> HYGIENE SERVICES/SUPPLIES	31/05/2017	7,379.42
EF102676	10068	<b>ANTISKID INDUSTRIES PTY LTD</b> ROAD SURFACING	31/05/2017	39,490.00
EF102677	10091	<b>ASLAB PTY LTD</b> ASPHALTING SERVICES/SUPPLIES	31/05/2017	6,518.90
EF102678	10097	<b>BLACKWOODS ATKINS</b> ENGINEERING SUPPLIES	31/05/2017	204.80
EF102679	10160	<b>DORMA AUSTRALIA PTY LTD</b> AUTOMATIC DOOR SERVICES	31/05/2017	6,930.00
EF102680	10184	<b>BENARA NURSERIES</b> PLANTS	31/05/2017	90.09
EF102681	10201	<b>BIG W DISCOUNT STORES</b> VARIOUS SUPPLIES	31/05/2017	41.00
EF102682	10207	<b>BOC GASES</b> GAS SUPPLIES	31/05/2017	4,427.67
EF102683	10219	<b>BOUSFIELDS MENSWEAR</b> CLOTHING SUPPLIES	31/05/2017	1,300.00
EF102684	10221	<b>BP AUSTRALIA LIMITED</b> DIESEL/PETROL SUPPLIES	31/05/2017	22,496.02
EF102685	10226	<b>BRIDGESTONE AUSTRALIA LTD</b> TYRE SERVICES	31/05/2017	22,010.22
EF102686	10239	<b>BUDGET RENT A CAR - PERTH</b> MOTOR VEHICLE HIRE	31/05/2017	1,643.79
EF102687	10246	<b>BUNNINGS BUILDING SUPPLIES PTY LTD</b> HARDWARE SUPPLIES	31/05/2017	3,841.89
EF102688	10247	<b>BUNZL AUSTRALIA LTD</b> PAPER/PLASTIC/CLEANING SUPPLIES	31/05/2017	1,860.03
EF102689	10279	<b>CASTROL AUSTRALIA PTY LTD</b> GREASE/LUBRICANTS	31/05/2017	1,914.28
EF102690	10287	<b>CENTRELINE MARKINGS</b> LINEMARKING SERVICES	31/05/2017	18,370.00
EF102691	10333	<b>CJD EQUIPMENT PTY LTD</b> HARDWARE SUPPLIES	31/05/2017	2,263.02
EF102692	10346	<b>COATES HIRE OPERATIONS PTY LTD</b> EQUIPMENT HIRING SERVICES	31/05/2017	2,320.01
EF102693	10348	<b>COCA COLA AMATIL</b> SOFT DRINK SUPPLIES	31/05/2017	1,342.20
EF102694	10353	<b>COCKBURN CEMENT LTD</b> RATES REFUND	31/05/2017	1,150.78
EF102695	10358	<b>COCKBURN LIQUOR CENTRE</b> LIQUOR SUPPLIES	31/05/2017	211.95
EF102696	10359	<b>COCKBURN PAINTING SERVICE</b> PAINTING SUPPLIES/SERVICES	31/05/2017	8,030.00
EF102697	10368	<b>COCKBURN WETLANDS EDUCATION CENTRE</b> COMMUNITY GRANT	31/05/2017	1,872.50
EF102698	10375	<b>VEOLIA ENVIRONMENTAL SERVICES</b> WASTE SERVICES	31/05/2017	7,768.53
EF102699	10380	<b>COLQUHOUNS FREMANTLE BAG COMPANY</b> WOVEN BAGS	31/05/2017	121.00
EF102700	10386	<b>COMMUNITY NEWSPAPER GROUP</b> ADVERTISING SERVICES	31/05/2017	18,076.34
EF102701	10450	<b>D &amp; M WASTE SERVICES</b> WASTE SERVICES	31/05/2017	495.00
EF102702	10456	<b>DATANET PTY LTD</b> SOFTWARE MODIFICATIONS	31/05/2017	2,068.00

CITY OF COCKBURN  
MUNICIPAL BANK ACCOUNT

Cheque/ EFT	Account No.	Account/Payee	Date	Value
EF102703	10483	<b>LANDGATE</b> MAPPING/LAND TITLE SEARCHES	31/05/2017	14,578.38
EF102704	10526	<b>E &amp; MJ ROSHER PTY LTD</b> NEW TRACTOR & MOWER PARTS	31/05/2017	71,774.10
EF102705	10535	<b>WORKPOWER INCORPORATED</b> EMPLOYMENT SERVICES - PLANTING	31/05/2017	3,269.31
EF102706	10537	<b>EDUCATIONAL ART SUPPLIES CO</b> ART/CRAFT SUPPLIES	31/05/2017	550.21
EF102707	10580	<b>FC COURIERS</b> COURIER SERVICES	31/05/2017	2,427.94
EF102708	10589	<b>FINES ENFORCEMENT REGISTRY</b> FINES ENFORCEMENT FEES	31/05/2017	1,914.00
EF102709	10590	<b>DEPARTMENT OF FIRE AND EMERGENCY SERVICES</b> ESL LEVY & RELATED COSTS	31/05/2017	20,129.90
EF102710	10597	<b>FLEXI STAFF PTY LTD</b> EMPLOYMENT SERVICES	31/05/2017	117,585.37
EF102711	10611	<b>FORPARK AUSTRALIA</b> PLAYGROUND EQUIPMENT	31/05/2017	78,065.90
EF102712	10636	<b>FUJI XEROX AUSTRALIA PTY LTD</b> PHOTOCOPY CHARGES	31/05/2017	56.56
EF102713	10679	<b>GRASSTREES AUSTRALIA</b> PLANTS & PLANTING SERVICES	31/05/2017	5,326.20
EF102714	10692	<b>AECOM AUSTRALIA PTY LTD</b> CONSULTANCY SERVICES	31/05/2017	43,428.00
EF102715	10709	<b>HECS FIRE</b> FIRE SYSTEM MAINTENANCE	31/05/2017	11,153.18
EF102716	10711	<b>HERALD PUBLISHING COMPANY PTY LTD</b> ADVERTISING SERVICES	31/05/2017	1,188.00
EF102717	10726	<b>HOLTON CONNOR ARCHITECTS &amp; PLANNERS</b> ARCHITECTURAL SERVICES	31/05/2017	30,404.00
EF102718	10778	<b>IWF FENCING</b> FENCING REPAIRS/MAINTENANCE	31/05/2017	1,281.03
EF102719	10779	<b>J F COVICH &amp; CO PTY LTD</b> ELECTRICAL SERVICES	31/05/2017	86,922.80
EF102720	10783	<b>JANDAKOT METAL INDUSTRIES</b> METAL SUPPLIES	31/05/2017	399.30
EF102721	10787	<b>JANDAKOT ACCIDENT REPAIR CENTRE</b> PANEL BEATING SERVICES	31/05/2017	862.84
EF102722	10794	<b>JASON SIGNMAKERS</b> SIGNS	31/05/2017	4,573.64
EF102723	10814	<b>JR &amp; A HERSEY PTY LTD</b> SAFETY CLOTHING SUPPLIES	31/05/2017	701.00
EF102724	10879	<b>LES MILLS AEROBICS</b> INSTRUCTION/TRAINING SERVICES	31/05/2017	504.81
EF102725	10883	<b>LIFTRITE HIRE &amp; SALES</b> LIFTING SERVICES	31/05/2017	1,364.13
EF102726	10884	<b>WSP BUILDINGS PTY LTD</b> CONSULTANCY SERVICES	31/05/2017	31,183.46
EF102727	10888	<b>LJ CATERERS</b> CATERING SERVICES	31/05/2017	9,271.33
EF102728	10892	<b>LOCAL GOVERNMENT PROFESSIONALS AUSTRALIA</b> SUBSCRIPTION	31/05/2017	850.00
EF102729	10906	<b>AUSTRALIAN PLANT WHOLESALERS</b> VARIOUS PLANTS	31/05/2017	314.60
EF102730	10912	<b>M2 TECHNOLOGY PTY LTD</b> MESSAGING SERVICES	31/05/2017	396.00
EF102731	10913	<b>BUCHER MUNICIPAL PTY LTD</b> PURCHASE OF NEW PLANT / REPAIR SERVICES	31/05/2017	13,765.41

CITY OF COCKBURN  
MUNICIPAL BANK ACCOUNT

<b>Cheque/ EFT</b>	<b>Account No.</b>	<b>Account/Payee</b>	<b>Date</b>	<b>Value</b>
EF102732	10923	<b>MAJOR MOTORS PTY LTD</b> REPAIRS/MAINTENANCE SERVICES	31/05/2017	113.71
EF102733	10931	<b>MARLBROH BINGO ENTERPRISES</b> BINGO EQUIPMENT	31/05/2017	133.40
EF102734	10942	<b>MCGEES PROPERTY</b> PROPERTY CONSULTANCY SERVICES	31/05/2017	12,320.00
EF102735	10944	<b>MCLEODS</b> LEGAL SERVICES	31/05/2017	41,891.77
EF102736	10982	<b>MODERN TEACHING AIDS PTY LTD</b> TEACHING AIDS	31/05/2017	5,485.12
EF102737	10991	<b>BEACON EQUIPMENT</b> MOWING EQUIPMENT	31/05/2017	8,939.00
EF102738	11004	<b>MURDOCH UNIVERSITY OFFICE OF FINANCE</b> ANALYSING SERVICES	31/05/2017	833.80
EF102739	11022	<b>NATIVE ARC</b> GRANTS & DONATIONS	31/05/2017	700.00
EF102740	11028	<b>NEVERFAIL SPRINGWATER LTD</b> BOTTLED WATER SUPPLIES	31/05/2017	1,180.05
EF102741	11036	<b>NORTHLAKE ELECTRICAL</b> ELECTRICAL SERVICES	31/05/2017	81,380.58
EF102742	11039	<b>NOVUS AUTO GLASS</b> WINDSCREEN REPAIR SERVICES	31/05/2017	395.00
EF102743	11068	<b>VODAFONE HUTCHISON AUSTRALIA PTY LTD</b> PAGING SERVICES	31/05/2017	665.50
EF102744	11070	<b>OTIS ELEVATOR COMPANY</b> ELEVATOR REPAIRS/MAINTENANCE	31/05/2017	2,129.19
EF102745	11077	<b>P &amp; G BODY BUILDERS PTY LTD</b> PLANT BODY BUILDING SERVICES	31/05/2017	577.50
EF102746	11182	<b>PREMIUM BRAKE &amp; CLUTCH SERVICE</b> BRAKE SERVICES	31/05/2017	6,428.84
EF102747	11205	<b>QUALITY TRAFFIC MANAGEMENT PTY LTD</b> TRAFFIC CONTROL SERVICES	31/05/2017	57,335.38
EF102748	11208	<b>QUICK CORPORATE AUSTRALIA PTY LTD</b> STATIONERY/CONSUMABLES	31/05/2017	9,191.53
EF102749	11235	<b>REINFORCED CONCRETE PIPES PTY LTD</b> CONCRETE PIPE SUPPLIES	31/05/2017	2,562.56
EF102750	11284	<b>ROYAL LIFE SAVING SOCIETY AUSTRALIA</b> TRAINING SERVICES	31/05/2017	10,226.61
EF102751	11307	<b>SATELLITE SECURITY SERVICES PTY LTD</b> SECURITY SERVICES	31/05/2017	1,873.54
EF102752	11308	<b>BOSS INDUSTRIAL FORMALLY SBA SUPPLIES</b> HARDWARE SUPPLIES	31/05/2017	2,980.86
EF102753	11333	<b>SHELFORD CONSTRUCTIONS PTY LTD</b> CONSTRUCTION SERVICES	31/05/2017	16,697.23
EF102754	11337	<b>SHERIDANS FOR BADGES</b> NAME BADGES & ENGRAVING	31/05/2017	3,426.50
EF102755	11361	<b>SIGMA CHEMICALS PTY LTD</b> CHEMICAL SUPPLIES	31/05/2017	5,203.83
EF102756	11373	<b>SKIPPER TRUCK PARTS</b> SPARE PARTS & MAINTENANCE SERVICES	31/05/2017	484.85
EF102757	11387	<b>BIBRA LAKE SOILS</b> SOIL & LIMESTONE SUPPLIES	31/05/2017	387.50
EF102758	11425	<b>SOUTHERN METROPOLITAN REGIONAL COUNCIL</b> WASTE DISPOSAL GATE FEES	31/05/2017	808,466.01
EF102759	11434	<b>SOUTHSIDE MITSUBISHI</b> MOTOR VEHICLE PURCHASE	31/05/2017	36,350.69
EF102760	11459	<b>SPEARWOOD VETERINARY HOSPITAL</b> VETERINARY SERVICES	31/05/2017	2,666.30

CITY OF COCKBURN  
MUNICIPAL BANK ACCOUNT

<b>Cheque/ EFT</b>	<b>Account No.</b>	<b>Account/Payee</b>	<b>Date</b>	<b>Value</b>
EF102761	11469	<b>SPORTS TURF TECHNOLOGY</b> TURF CONSULTANCY SERVICES	31/05/2017	12,298.00
EF102762	11483	<b>ST JOHN AMBULANCE AUST WA OPERATION</b> FIRST AID COURSES	31/05/2017	3,112.61
EF102763	11496	<b>STANLEE WA LTD</b> CATERING EQUIPMENT/SUPPLIES	31/05/2017	789.86
EF102764	11502	<b>STATE LAW PUBLISHER</b> ADVERTISING SERVICES	31/05/2017	244.80
EF102765	11511	<b>STATEWIDE BEARINGS</b> BEARING SUPPLIES	31/05/2017	98.21
EF102766	11546	<b>T FAULKNER &amp; CO</b> INSTALLATIONS/SUPPLY OF HAND RAILS	31/05/2017	14,080.00
EF102767	11557	<b>TECHNOLOGY ONE LTD</b> IT CONSULTANCY SERVICES / SOFTWARE LICENCES	31/05/2017	596,939.94
EF102768	11607	<b>THE WESTERN AUST DEAF SOCIETY INC</b> INTERPRETING SERVICES	31/05/2017	250.25
EF102769	11609	<b>THOMSON REUTERS (PROFESSIONAL) AUST</b> SOFTWARE SUPPORT/LICENCE FEES	31/05/2017	24,781.79
EF102770	11619	<b>TITAN FORD</b> PURCHASE OF VEHICLES & SERVICING	31/05/2017	128.00
EF102771	11625	<b>TOTAL EDEN PTY LTD</b> RETICULATION SUPPLIES	31/05/2017	53,387.36
EF102772	11642	<b>TRAILER PARTS PTY LTD</b> TRAILER PARTS	31/05/2017	78.32
EF102773	11651	<b>TREE WATERING SERVICES</b> TREE WATERING SERVICES	31/05/2017	44,432.00
EF102774	11657	<b>TRUCKLINE PARTS CENTRES</b> AUTOMOTIVE SPARE PARTS	31/05/2017	2,914.04
EF102775	11667	<b>TURFMASTER FACILITY MANAGEMENT</b> TURFING SERVICES	31/05/2017	27,880.07
EF102776	11697	<b>VAT MAN-FAT FILTERING SYSTEMS</b> FILTER CLEANING SERVICES	31/05/2017	1,632.00
EF102777	11701	<b>VIBRA INDUSTRIA</b> FILTER SUPPLIES	31/05/2017	1,848.00
EF102778	11715	<b>WA BLUEMETAL</b> ROADBASE SUPPLIES	31/05/2017	6,287.12
EF102779	11722	<b>WA HINO SALES &amp; SERVICE</b> PURCHASE OF NEW TRUCKS / MAINTENANCE	31/05/2017	2,111.93
EF102780	11726	<b>WA LIMESTONE</b> LIMESTONE SUPPLIES	31/05/2017	13,170.99
EF102781	11738	<b>WA RANGERS ASSOCIATION INC</b> CONFERENCES/SEMINARS	31/05/2017	114.50
EF102782	11739	<b>WA SPIT ROAST COMPANY</b> CATERING SERVICES	31/05/2017	7,074.50
EF102783	11743	<b>WA COUNCIL OF SOCIAL SERVICE INC</b> TRAINING SERVICES	31/05/2017	1,144.00
EF102784	11773	<b>WESFARMERS LANDMARK LIMITED</b> CHEMICAL SUPPLIES	31/05/2017	3,057.21
EF102785	11787	<b>DEPT OF TRANSPORT</b> VEHICLE SEARCH FEES	31/05/2017	610.00
EF102786	11789	<b>WALGA</b> ADVERTISING/TRAINING SERVICES	31/05/2017	2,288.00
EF102787	11793	<b>WESTERN IRRIGATION PTY LTD</b> IRRIGATION SERVICES/SUPPLIES	31/05/2017	20,630.05
EF102788	11795	<b>WESTERN POWER</b> ELECTRICAL SERVICES	31/05/2017	87,742.00
EF102789	11806	<b>WESTRAC PTY LTD</b> REPAIRS/MTNCE - EARTHMOVING EQUIPMENT	31/05/2017	4,881.93

CITY OF COCKBURN  
MUNICIPAL BANK ACCOUNT

<b>Cheque/ EFT</b>	<b>Account No.</b>	<b>Account/Payee</b>	<b>Date</b>	<b>Value</b>
EF102790	11828	<b>WORLDWIDE ONLINE PRINTING - O'CONNOR</b> PRINTING SERVICES	31/05/2017	2,423.92
EF102791	11835	<b>WURTH AUSTRALIA PTY LTD</b> HARDWARE SUPPLIES	31/05/2017	1,614.35
EF102792	11841	<b>YANGEBUP FAMILY CENTRE INC</b> VENUE HIRE / GRANTS & DONATIONS	31/05/2017	2,837.00
EF102793	11854	<b>ZIPFORM</b> PRINTING SERVICES	31/05/2017	2,421.98
EF102794	11873	<b>WATTLEUP TRACTORS</b> HARDWARE SUPPLIES	31/05/2017	10,189.30
EF102795	11985	<b>IVO GRUBELICH</b> BUS HIRE	31/05/2017	4,235.00
EF102796	11990	<b>EARTHCARE (AUSTRALIA) P/L</b> LANDSCAPING SERVICES	31/05/2017	90,918.95
EF102797	12014	<b>TUTT BRYANT EQUIPMENT BT EQUIPMENT</b> EXCAVATING/EARTHMOVING EQUIPMENT	31/05/2017	6,880.38
EF102798	12153	<b>HAYS PERSONNEL SERVICES PTY LTD</b> EMPLOYMENT SERVICES	31/05/2017	3,841.86
EF102799	12178	<b>COLLIERS INTERNATIONAL (WA) PTY LTD</b> ELECTRICITY CHARGES	31/05/2017	16,500.00
EF102800	12193	<b>SAGE CONSULTING ENGINEERS P/L</b> CONSULTANCY SERVICES - LIGHTING	31/05/2017	880.00
EF102801	12207	<b>CIVICA PTY LTD</b> SOFTWARE SUPPORT/LICENCE FEES	31/05/2017	2,285.54
EF102802	12458	<b>KITE KINETICS</b> ENTERTAINMENT SERVICES	31/05/2017	1,590.00
EF102803	12500	<b>ELLENBY TREE FARM</b> PLANT SUPPLIES	31/05/2017	572.00
EF102804	12542	<b>SEALIN GARLETT</b> CEREMONIAL SERVICES	31/05/2017	800.00
EF102805	12561	<b>CATEK EQUIPMENT REPAIRS</b> REPAIRS/MAINTENANCE SERVICES	31/05/2017	492.75
EF102806	12589	<b>AUSTRALIAN INSTITUTE OF MANAGEMENT</b> TRAINING SERVICES	31/05/2017	1,472.00
EF102807	12621	<b>SETON AUSTRALIA</b> SIGN SUPPLIES	31/05/2017	15,345.83
EF102808	12791	<b>ALCHEMY TECHNOLOGY</b> COMPUTER SOFTWARE SERVICES	31/05/2017	9,478.43
EF102809	12811	<b>SPORTS CIRCUIT LINEMARKING</b> SPORTS LINE MARKING SERVICES	31/05/2017	5,434.00
EF102810	12998	<b>PLAYRIGHT AUSTRALIA PTY LTD</b> INSPECTION SERVICES - PLAYGROUNDS	31/05/2017	3,553.00
EF102811	13037	<b>PPCA LTD</b> LICENCE FEE - SOUND & MUSIC	31/05/2017	86.44
EF102812	13056	<b>CLEANDUSTRIAL SERVICES PTY LTD</b> CLEANING SERVICES	31/05/2017	89,738.08
EF102813	13102	<b>MICHAEL PAGE INTERNATIONAL</b> EMPLOYMENT SERVICES	31/05/2017	3,417.29
EF102814	13111	<b>OCE-AUSTRALIA LIMITED</b> COPIERS/PRINTERS	31/05/2017	52.17
EF102815	13325	<b>MARTINS ENVIRONMENTAL SERVICES</b> WEED SPRAYING SERVICES	31/05/2017	8,717.50
EF102816	13563	<b>GREEN SKILLS INC</b> EMPLOYMENT SERVICES	31/05/2017	24,413.29
EF102817	13670	<b>HISCO PTY LTD</b> HOSPITALITY SUPPLIES	31/05/2017	2,088.77
EF102818	13671	<b>STAPLES AUSTRALIA PTY LTD</b> OFFICE/STATIONERY SUPPLIES	31/05/2017	151.42

CITY OF COCKBURN  
MUNICIPAL BANK ACCOUNT

Cheque/ EFT	Account No.	Account/Payee	Date	Value
EF102819	13825	<b>JACKSON MCDONALD</b> LEGAL SERVICES	31/05/2017	10,209.07
EF102820	13860	<b>KRS CONTRACTING</b> WASTE COLLECTION SERVICES	31/05/2017	32,128.35
EF102821	13940	<b>CHEMFORM</b> CLEANING SUPPLIES	31/05/2017	475.64
EF102822	13998	<b>AIR &amp; POWER PTY LTD</b> MECHANICAL PARTS	31/05/2017	505.24
EF102823	14311	<b>BBC ENTERTAINMENT</b> ENTERTAINMENT SERVICES	31/05/2017	6,061.00
EF102824	14350	<b>BAILEYS FERTILISERS</b> FERTILISER SUPPLIES	31/05/2017	7,892.13
EF102825	14593	<b>AUSTREND INTERNATIONAL PTY LTD</b> ALUMINIUM SUPPLIES	31/05/2017	9,921.61
EF102826	14598	<b>ALF REBOLA THE GOOD GUYS</b> ELECTRICAL GOODS	31/05/2017	2,672.00
EF102827	14667	<b>APPEALING SIGNS</b> SIGNS	31/05/2017	1,056.00
EF102828	14700	<b>KINGMAN SIGNS &amp; GRAPHICS</b> SIGNWRITING/SIGNMAKING	31/05/2017	20,445.01
EF102829	14777	<b>LGIS INSURANCE BROKING</b> INSURANCE PREMIUMS	31/05/2017	660.00
EF102830	14871	<b>HEY PRESTO</b> ENTERTAINMENT - MAGIC SHOW	31/05/2017	250.00
EF102831	14941	<b>BALUSTRADING WA PTY LTD</b> BALUSTRADING, SCREENING, FENCING & GATES	31/05/2017	25,883.00
EF102832	15134	<b>DMD SHELVING SYSTEMS</b> SHELVING/STORAGE SYSTEMS	31/05/2017	3,396.29
EF102833	15139	<b>IMAGE BOLLARDS PTY LTD</b> BOLLARDS	31/05/2017	8,349.00
EF102834	15393	<b>STRATAGREEN</b> HARDWARE SUPPLIES	31/05/2017	2,470.84
EF102835	15541	<b>JANDAKOT NEWS</b> NEWSPAPER SUPPLIERS	31/05/2017	124.26
EF102836	15588	<b>NATURAL AREA HOLDINGS PTY LTD</b> WEED SPRAYING	31/05/2017	16,065.78
EF102837	15678	<b>A2Z PEST CONTROL THE TRUSTEE FOR CAL</b> PEST CONTROL	31/05/2017	987.00
EF102838	15746	<b>WESTERN AUSTRALIA POLICE SERVICE</b> POLICE CLEARANCES	31/05/2017	163.90
EF102839	15859	<b>WESTATE HOSE SUPPLIES</b> GARDEN EQUIPMENT SUPPLIES	31/05/2017	231.00
EF102840	15868	<b>CARDNO (WA) PTY LTD</b> CONSULTANCY SERVICES - ENGINEERING	31/05/2017	58,381.40
EF102841	15914	<b>T-QUIP</b> MOWING EQUIPMENT	31/05/2017	12,000.00
EF102842	16064	<b>CMS ENGINEERING PTY LTD</b> AIRCONDITIONING SERVICES	31/05/2017	34,347.71
EF102843	16107	<b>WREN OIL</b> WASTE DISPOSAL SERVICES	31/05/2017	33.00
EF102844	16132	<b>HASSELL PTY LTD</b> CONSULTANCY SERVICE	31/05/2017	2,513.50
EF102845	16384	<b>BULL MOTOR BODIES</b> MOTOR BODIES	31/05/2017	684.15
EF102846	16396	<b>MAYDAY EARTHMOVING</b> ROAD CONSTRUCTION MACHINE HIRE	31/05/2017	53,874.37
EF102847	16432	<b>SCARVACI'S IGA</b> GROCERIES	31/05/2017	893.00

CITY OF COCKBURN  
MUNICIPAL BANK ACCOUNT

Cheque/ EFT	Account No.	Account/Payee	Date	Value
EF102848	16510	<b>LLOYD GEORGE ACOUSTICS PTY LTD</b> CONSULTANCY SERVICES - ACOUSTIC	31/05/2017	9,553.50
EF102849	16548	<b>RED HOT DESIGN</b> T-SHIRTS/SCREEN PRINTING	31/05/2017	1,116.50
EF102850	16985	<b>WA PREMIX</b> CONCRETE SUPPLIES	31/05/2017	19,302.58
EF102851	16997	<b>AUS SECURE</b> SECURITY SERVICES/PRODUCTS	31/05/2017	220.00
EF102852	17097	<b>VALUE TISSUE</b> PAPER PRODUCTS	31/05/2017	437.80
EF102853	17279	<b>AUSSIE COOL SHADES</b> SHADE SAILS & AWNINGS	31/05/2017	16,527.27
EF102854	17297	<b>AUSTRALIAN INSTITUTE OF TRAFFIC PLANNING</b> MEMBERSHIP / SEMINARS	31/05/2017	662.85
EF102855	17301	<b>GOOD READING MAGAZINE</b> SUBSCRIPTION	31/05/2017	1,795.00
EF102856	17471	<b>PIRTEK (FREMANTLE) PTY LTD</b> HOSES & FITTINGS	31/05/2017	2,121.16
EF102857	17555	<b>ALLEASING PTY LTD</b> LEASE REPAYMENTS	31/05/2017	85,301.02
EF102858	17608	<b>NU-TRAC RURAL CONTRACTING</b> BEACH CLEANING/FIREBREAK CONSTRUCTION	31/05/2017	8,438.00
EF102859	17624	<b>ALLSPORTS LINEMARKING</b> LINEMARKING SERVICES	31/05/2017	121.00
EF102860	17827	<b>NILSEN (WA) PTY LTD</b> ELECTRICAL SERVICES	31/05/2017	9,531.81
EF102861	17887	<b>RED SAND SUPPLIES PTY LTD</b> MACHINERY HIRE	31/05/2017	726.00
EF102862	17927	<b>SHARYN EGAN</b> ARTISTIC SERVICES	31/05/2017	100.00
EF102863	18126	<b>DELL AUSTRALIA PTY LTD</b> COMPUTER HARDWARE	31/05/2017	1,692.90
EF102864	18203	<b>NATSYNC ENVIRONMENTAL</b> PEST CONTROL	31/05/2017	2,382.40
EF102865	18249	<b>LASSO KIP PTY LTD</b> ADVERTISING	31/05/2017	1,100.00
EF102866	18272	<b>AUSTRACLEAR LIMITED</b> INVESTMENT SERVICES	31/05/2017	127.22
EF102867	18293	<b>EASTERN PRESS</b> PRINTING	31/05/2017	1,232.00
EF102868	18398	<b>JOE CRISAFIO KIA</b> VEHICLE PURCHASE	31/05/2017	42,132.10
EF102869	18446	<b>ARTZPLACE INC</b> CULTURAL GRANT	31/05/2017	850.00
EF102870	18508	<b>JOHN TURNER</b> BRICK LAYING SERVICES	31/05/2017	9,324.00
EF102871	18533	<b>FRIENDS OF THE COMMUNITY INC.</b> DONATION	31/05/2017	2,180.00
EF102872	18621	<b>PLANNING INSTITUTE AUSTRALIA</b> REGISTRATION	31/05/2017	85.00
EF102873	18625	<b>PEDERSENS HIRE &amp; STRUCTURES PTY LTD</b> FUNCTION EQUIPMENT HIRE	31/05/2017	820.12
EF102874	18695	<b>MYAREE CRANE HIRE</b> CRANE HIRE	31/05/2017	2,002.00
EF102875	18734	<b>P &amp; R EDWARDS</b> ENTERTAINMENT SERVICES	31/05/2017	455.00
EF102876	18764	<b>AFFIRMATIVE GROUP</b> BRICK PAVING SERVICES	31/05/2017	5,671.60

CITY OF COCKBURN  
MUNICIPAL BANK ACCOUNT

<b>Cheque/ EFT</b>	<b>Account No.</b>	<b>Account/Payee</b>	<b>Date</b>	<b>Value</b>
EF102877	18801	<b>FREMANTLE BIN HIRE</b> BIN HIRE - SKIP BINS	31/05/2017	250.00
EF102878	18962	<b>SEALANES (1985) P/L</b> CATERING SUPPLIES	31/05/2017	628.09
EF102879	19107	<b>FOREVER SHINING</b> MONUMENT	31/05/2017	6,675.00
EF102880	19204	<b>MEAGAN BELL</b> ENTERTAINMENT SERVICES	31/05/2017	1,000.00
EF102881	19306	<b>ZIP HEATERS (AUST) PTY LTD</b> HEATERS	31/05/2017	334.95
EF102882	19446	<b>ENVISIONWARE PTY LTD</b> SOFTWARE	31/05/2017	8,329.82
EF102883	19502	<b>WORLEYPARSONS SERVICES PTY LTD</b> ENGINEERING CONSULTANCY SERVICES	31/05/2017	26,233.39
EF102884	19533	<b>WOOLWORTHS LTD</b> GROCERIES	31/05/2017	3,250.49
EF102885	19541	<b>TURF CARE WA PTY LTD</b> TURF SERVICES	31/05/2017	440.00
EF102886	19546	<b>THE BIG PICTURE FACTORY</b> PRINTING SERVICES	31/05/2017	44.00
EF102887	19558	<b>COMPLETE FIRE DESIGN</b> FIRE CONSULTANCY SERVICES	31/05/2017	2,282.50
EF102888	19657	<b>BIGMATE MONITORING SERVICES PTY LTD</b> COMPUTER HARDWARE/SOFTWARE	31/05/2017	1,401.40
EF102889	19718	<b>SIFTING SANDS</b> CLEANING SERVICES - SAND	31/05/2017	22,674.72
EF102890	19729	<b>BURGTEC AUSTRALASIA P/L</b> OFFICE FURNITURE	31/05/2017	8,133.40
EF102891	19847	<b>PFD FOOD SERVICES PTY LTD</b> CATERING SERVICES	31/05/2017	310.85
EF102892	19938	<b>ECHELON AUSTRALIA PTY LTD</b> INSURANCE SERVICES	31/05/2017	924.00
EF102893	20000	<b>AUST WEST AUTO ELECTRICAL P/L</b> AUTO ELECTRICAL SERVICES	31/05/2017	21,462.05
EF102894	20146	<b>DATA#3 LIMITED</b> CONTRACT IT PERSONNEL & SOFTWARE	31/05/2017	4,437.30
EF102895	20321	<b>RIVERJET P/L</b> EDUCTING-CLEANING SERVICES	31/05/2017	20,575.50
EF102896	20341	<b>WILHELMINA MARIA HOUWEN</b> GARDENING SERVICES	31/05/2017	4,935.00
EF102897	20549	<b>A1 CARPET, TILE &amp; GROUT CLEANING</b> CLEANING SERVICES - TILES/CARPET	31/05/2017	4,257.00
EF102898	20857	<b>DOCKSIDE SIGNS</b> SIGN MAKERS	31/05/2017	132.00
EF102899	20864	<b>PARAGON CORPORATE TRAINING</b> TRAINING/ INSTRUCTION	31/05/2017	500.00
EF102900	21005	<b>BRAIN TEASERS OZ PTY LTD</b> EDUCATIONAL PRODUCTS	31/05/2017	66.00
EF102901	21120	<b>SHOREWATER MARINE PTY LTD</b> MARINE CONSTRUCTION SERVICES	31/05/2017	17,493.35
EF102902	21127	<b>JOANNA AYCKBOURN (VOICES IN SINC)</b> INSTRUCTION - SINGING	31/05/2017	1,200.00
EF102903	21133	<b>SPORTS PERFORMANCE</b> RECREATION EQUIPMENT	31/05/2017	5,500.00
EF102904	21193	<b>SPM CONSULTANTS PTY LTD</b> CONSULTANCY SERVICES	31/05/2017	2,050.29
EF102905	21287	<b>T.J.DEPIAZZI &amp; SONS</b> SOIL & MULCH SUPPLIES	31/05/2017	3,160.30

CITY OF COCKBURN  
MUNICIPAL BANK ACCOUNT

<b>Cheque/ EFT</b>	<b>Account No.</b>	<b>Account/Payee</b>	<b>Date</b>	<b>Value</b>
EF102906	21291	<b>CHITTERING VALLEY WORM FARM</b> ENVIRONMENTAL EDUCATION	31/05/2017	132.00
EF102907	21294	<b>CAT HAVEN</b> ANIMAL SERVICES	31/05/2017	1,450.00
EF102908	21371	<b>LD TOTAL SANPOINT PTY LTD</b> LANDSCAPING WORKS/SERVICES	31/05/2017	57,947.08
EF102909	21397	<b>THE PLAYROOM O'CONNOR</b> TOYS AND GAMES	31/05/2017	500.00
EF102910	21463	<b>CAPITAL FINANCE AUSTRALIA LTD</b> FINANCIAL SERVICES - LEASE FINANCES	31/05/2017	20,233.06
EF102911	21547	<b>MUCKY DUCK BUSH BAND</b> ENTERTAINMENT	31/05/2017	1,400.00
EF102912	21627	<b>MANHEIM PTY LTD</b> IMPOUNDED VEHICLES	31/05/2017	3,337.40
EF102913	21665	<b>MMJ REAL ESTATE (WA) PTY LTD</b> PROPERTY MANAGEMENT SERVICES	31/05/2017	39,829.85
EF102914	21672	<b>MEGA MUSIC AUSTRALIA</b> MUSICAL INSTRUMENTS/SOUND EQUIPMENT	31/05/2017	840.00
EF102915	21697	<b>ICT EXPRESS PTY LTD</b> CONSULTANCY SERVICES - IT	31/05/2017	561.00
EF102916	21744	<b>JB HI FI - COMMERCIAL</b> ELECTRONIC EQUIPMENT	31/05/2017	19,849.00
EF102917	21747	<b>UNICARE HEALTH</b> WHEELCHAIR HIRE	31/05/2017	724.00
EF102918	21748	<b>SUPER A-MART PTY LTD</b> SUPPLY OF FURNITURE	31/05/2017	2,316.00
EF102919	21778	<b>HILTON SQUASH AND FITNESS</b> SPORTING SERVICES	31/05/2017	200.00
EF102920	21868	<b>AUSTRALIAN BARBELL COMPANY P/L</b> FITNESS EQUIPMENT	31/05/2017	6,958.60
EF102921	21946	<b>RYAN'S QUALITY MEATS</b> MEAT SUPPLIES	31/05/2017	1,562.52
EF102922	22106	<b>INTELFIE GROUP</b> SERVICES - DAIP	31/05/2017	11,953.48
EF102923	22119	<b>BINDI BINDI DREAMING MARISSA VERMA</b> CONSULT - ABORIGINAL EDUCATION/ENT	31/05/2017	660.00
EF102924	22182	<b>K-LINE FENCING GROUP</b> FENCING SERVICES	31/05/2017	20,925.30
EF102925	22195	<b>CAFE CORPORATE</b> COFFEE SUPPLIES/MACHINE SERVICES	31/05/2017	5,203.51
EF102926	22400	<b>FIRE &amp; SAFETY WA PTY LTD</b> FIRE SAFETY EQUIPMENT	31/05/2017	29.70
EF102927	22448	<b>CAKES WEST PTY LTD</b> CATERING	31/05/2017	78.41
EF102928	22511	<b>JOHNNY'S TILING</b> TILING SERVICES	31/05/2017	1,708.00
EF102929	22553	<b>BROWNES FOOD OPERATIONS</b> CATERING SUPPLIES	31/05/2017	757.35
EF102930	22569	<b>SONIC HEALTH PLUS PTY LTD</b> MEDICAL SERVICES	31/05/2017	1,028.50
EF102931	22613	<b>VICKI ROYANS</b> ARTISTIC SERVICES	31/05/2017	600.00
EF102932	22619	<b>KSC TRAINING</b> TRAINING SERVICES	31/05/2017	165.00
EF102933	22623	<b>LANDMARK PRODUCTS LIMITED</b> LANDSCAPE INFRASTRUCTURE	31/05/2017	1,210.00
EF102934	22624	<b>AUSSIE EARTHWORKS PTY LTD</b> EARTHWORKS	31/05/2017	18,525.32

CITY OF COCKBURN  
MUNICIPAL BANK ACCOUNT

<b>Cheque/ EFT</b>	<b>Account No.</b>	<b>Account/Payee</b>	<b>Date</b>	<b>Value</b>
EF102935	22639	<b>SHATISH CHAUHAN</b> TRAINING SERVICES - YOGA	31/05/2017	1,690.00
EF102936	22680	<b>LEONARD THORN</b> CULTURAL PRESENTATION SERVICES	31/05/2017	400.00
EF102937	22681	<b>ABBAY BLINDS PTY LTD</b> BLINDS	31/05/2017	435.60
EF102938	22682	<b>BEAVER TREE SERVICES PTY LTD</b> TREE PRUNING SERVICES	31/05/2017	188,406.18
EF102939	22805	<b>COVS PARTS PTY LTD</b> MOTOR PARTS	31/05/2017	3,207.66
EF102940	22806	<b>PUMA ENERGY (AUSTRALIA) FUELS PTY LTD</b> FUEL SUPPLIES	31/05/2017	108,610.24
EF102941	22870	<b>FOOD TECHNOLOGY SERVICES PTY LTD</b> TRAINING SERVICES	31/05/2017	715.00
EF102942	22903	<b>UNIQUE INTERNATIONAL RECOVERIES LLC</b> DEBT COLLECTORS	31/05/2017	396.80
EF102943	22913	<b>AUSTRALIAN OFFICE LEADING BRANDS.COM</b> ENVELOPES	31/05/2017	808.20
EF102944	22970	<b>WASHPOD CONSOLIDATED PTY LTD</b> CLEANING - EQUIPMENT	31/05/2017	211.75
EF102945	23213	<b>SPOTLESS FACILITY SERVICES PTY LTD (LA)</b> LAUNDRY SERVICES	31/05/2017	247.90
EF102946	23215	<b>MELVILLE MAZDA</b> PURCHASE OF NEW VEHICLES	31/05/2017	20,230.23
EF102947	23332	<b>WRIGHTS HEAVY RECOVERY</b> TOWING SERVICES	31/05/2017	550.00
EF102948	23348	<b>ZUMBA WITH HONEY</b> FITNESS CLASSES	31/05/2017	1,496.00
EF102949	23351	<b>COCKBURN GP SUPER CLINIC LIMITED T/A</b> LEASING FEES	31/05/2017	2,532.02
EF102950	23411	<b>COCKBURN REMOVALS</b> REMOVAL SERVICES	31/05/2017	396.00
EF102951	23450	<b>CLEVER DESIGNS</b> UNIFORMS	31/05/2017	1,994.92
EF102952	23457	<b>TOTALLY WORK WEAR FREMANTLE</b> CLOTHING - UNIFORMS	31/05/2017	42,870.05
EF102953	23570	<b>A PROUD LANDMARK PTY LTD</b> LANDSCAPE CONTRUCTION SERVICES	31/05/2017	35,907.82
EF102954	23579	<b>DAIMLER TRUCKS PERTH</b> PURCHASE OF NEW TRUCKS	31/05/2017	652,516.70
EF102955	23753	<b>DWIGHT S VAN GRAMBERG</b> ENTERTAINMENT SERVICES	31/05/2017	1,000.00
EF102956	23777	<b>WOW WILDERNESS ECOPROJECTS</b> BOOT CLEANING STATION	31/05/2017	188.00
EF102957	23822	<b>URIMAT AUSTRALIA</b> PLUMBING SUPPLIES	31/05/2017	267.65
EF102958	23849	<b>JCB CONSTRUCTION EQUIPMENT AUSTRALIA</b> PLANT/MACHINERY	31/05/2017	1,428.10
EF102959	23858	<b>SPECIALISED SECURITY SHREDDING</b> DOCUMENT DESTRUCTION SERVICES	31/05/2017	30.36
EF102960	23971	<b>FIND WISE LOCATION SERVICES</b> LOCATING SERVICES - UNDERGROUND	31/05/2017	1,755.60
EF102961	23974	<b>CONCEPT AUDIO VISUAL (NSW) TRUST</b> AUDIO VISUAL PRODUCTION SERVICES	31/05/2017	192.01
EF102962	24156	<b>MASTEC AUSTRALIA PTY LTD</b> PURCHASE OF NEW BINS	31/05/2017	1,064.80
EF102963	24183	<b>WELLARD GLASS</b> GLASS REPAIR SERVICES	31/05/2017	2,906.20

CITY OF COCKBURN  
MUNICIPAL BANK ACCOUNT

Cheque/ EFT	Account No.	Account/Payee	Date	Value
EF102964	24192	<b>THE ECO FAERIES</b> ENTERTAINMENT SERVICES	31/05/2017	300.00
EF102965	24195	<b>PAYNE'S WINDOW CLEANING AND SERVICES</b> WINDOW CLEANING SERVICES	31/05/2017	13,542.82
EF102966	24272	<b>AFLEX</b> AQUATIC SUPPLIES	31/05/2017	17,836.50
EF102967	24281	<b>ECO LOGICAL AUSTRALIA PTY LTD</b> MAPPING SERVICES	31/05/2017	2,556.40
EF102968	24432	<b>TERRA WINES PTY LTD</b> LIQUOR SUPPLIES	31/05/2017	17.04
EF102969	24497	<b>WATER FEATURES BY DESIGN</b> WATER FEATURES	31/05/2017	2,090.00
EF102970	24506	<b>AMARANTI'S PERSONAL TRAINING</b> PERSONAL TRAINING SERVICES	31/05/2017	480.00
EF102971	24524	<b>CALO HEALTH</b> HEARTMOVE CLASSES	31/05/2017	2,897.50
EF102972	24557	<b>AVELING</b> CONSULTANCY SERVICES	31/05/2017	1,732.50
EF102973	24595	<b>CONTEMPORARY IMAGE PHOTOGRAPHY PT</b> PHOTOGRAPHY SERVICES	31/05/2017	1,083.50
EF102974	24599	<b>POOLWERX SPEARWOOD</b> ANALYTICAL SERVICES	31/05/2017	2,946.85
EF102975	24610	<b>ALL FLAGS SIGNS &amp; BANNERS</b> SIGNS, FLAGS, BANNERS	31/05/2017	4,862.00
EF102976	24655	<b>AUTOMASTERS SPEARWOOD</b> VEHICLE SERVICING	31/05/2017	3,678.00
EF102977	24724	<b>QUALITY MARINE COATING SYSTEMS P/L</b> CLEANING SERVICES - ROAD SURFACES	31/05/2017	1,826.00
EF102978	24736	<b>ZENIEN</b> CCTV CAMERA LICENCES	31/05/2017	71,140.80
EF102979	24748	<b>PEARMANS ELECTRICAL &amp; MECHANICAL SE</b> ELECTRICAL SERVICES	31/05/2017	29,114.66
EF102980	24886	<b>A NATURAL SELF</b> ENTERTAINMENT SUPPLIES	31/05/2017	96.00
EF102981	24902	<b>CRIMSON WOLF FINE ART</b> ARTISTIC SERVICES	31/05/2017	200.00
EF102982	24945	<b>NS PROJECTS PTY LTD</b> PROJECT MANAGEMENT SERVICES	31/05/2017	12,443.75
EF102983	24974	<b>SCOTT PRINT</b> PRINTING SERVICES	31/05/2017	182.00
EF102984	24976	<b>SNAP PRINTING - COCKBURN CENTRAL</b> PRINTING SERVICES	31/05/2017	781.50
EF102985	25060	<b>DFP RECRUITMENT SERVICES</b> EMPLOYMENT SERVICES	31/05/2017	5,060.48
EF102986	25063	<b>SUPERIOR PAK PTY LTD</b> VEHICLE MAINTENANCE	31/05/2017	271.20
EF102987	25092	<b>LINKS MODULAR SOLUTIONS PTY LTD</b> COMPUTER SOFTWARE	31/05/2017	1,980.00
EF102988	25102	<b>FREMANTLE MOBILE WELDING</b> WELDING SERVICES	31/05/2017	16,472.50
EF102989	25115	<b>FIG</b> INVESTMENT MANAGEMENT SERVICES	31/05/2017	2,750.00
EF102990	25121	<b>IMAGESOURCE DIGITAL SOLUTIONS</b> BILLBOARDS	31/05/2017	14,279.67
EF102991	25158	<b>MPIRE SECURITY</b> SECURITY SERVICES	31/05/2017	46,336.87
EF102992	25189	<b>SPORT AND RECRE</b> SPORTS SURFACES	31/05/2017	17,553.25

CITY OF COCKBURN  
MUNICIPAL BANK ACCOUNT

Cheque/ EFT	Account No.	Account/Payee	Date	Value
EF102993	25264	<b>ACURIX NETWORKS PTY LTD</b> WIFI ACCESS SERVICE	31/05/2017	1,615.90
EF102994	25291	<b>STARWEST PARTY HIRE</b> PARTY HIRE	31/05/2017	660.00
EF102995	25418	<b>CS LEGAL</b> LEGAL SERVICES	31/05/2017	57,552.63
EF102996	25586	<b>ENVIROVAP PTY LTD</b> HIRE OF LEACHATE UNITS	31/05/2017	8,662.50
EF102997	25644	<b>DYMOCKS GARDEN CITY</b> PURCHASE OF BOOKS	31/05/2017	6,625.58
EF102998	25645	<b>YELAKITJ MOORT NYUNGAR ASSOCIATION</b> WELCOME TO THE COUNTRY PERFORMANCES	31/05/2017	400.00
EF102999	25674	<b>APEX DRIVING SCHOOL (WA) PTY LTD</b> DRIVING LESSONS	31/05/2017	650.00
EF103000	25713	<b>DISCUS ON DEMAND THE TRUSTEE FOR DIS</b> PRINTING SERVICES	31/05/2017	1,195.04
EF103001	25733	<b>MIRACLE RECREATION EQUIPMENT</b> PLAYGROUND INSTALLATION / REPAIRS	31/05/2017	3,217.50
EF103002	25736	<b>BLUE TANG (WA) PTY LTD (THE TRUSTEE FO</b> CONSULTANCY SERVICES	31/05/2017	2,255.00
EF103003	25797	<b>DEPARTMENT OF ENVIRONMENT REGULATI</b> ANNUAL LICENCE - HWRP	31/05/2017	22,729.99
EF103004	25813	<b>LGCONNECT PTY LTD</b> DEVELOPMENT CONSULTANCY	31/05/2017	7,260.00
EF103005	25822	<b>FIT2WORK.COM.AU MERCURY SEARCH AND</b> EMPLOYEE CHECK	31/05/2017	313.39
EF103006	25832	<b>EXTERIA</b> STREET AND PARK INFRASTRUCTURE	31/05/2017	11,303.60
EF103007	25874	<b>BRIGHTSKY AUSTRALIA</b> HEALTHCARE PRODUCTS	31/05/2017	1,162.60
EF103008	25940	<b>LEAF BEAN MACHINE</b> COFFEE BEAN SUPPLY	31/05/2017	1,400.00
EF103009	25952	<b>CUTTING EDGES</b> SPARE PARTS	31/05/2017	2,398.21
EF103010	26020	<b>GRANT ELEVATORS</b> LIFT MAINTENANCE	31/05/2017	858.00
EF103011	26029	<b>AUTOSWEEP WA</b> SWEEPING SERVICES	31/05/2017	3,773.00
EF103012	26031	<b>BLUE HEELER TRADING</b> COOLER BAGS	31/05/2017	1,177.44
EF103013	26067	<b>SPRAYKING WA PTY LTD</b> CHEMICAL WEED CONTROL SERVICES	31/05/2017	47,571.50
EF103014	26090	<b>FREMANTLE MILK DISTRIBUTORS</b> MILK DISTRIBUTORS	31/05/2017	371.40
EF103015	26110	<b>DASH CIVIL CONTRACTING</b> CONCRETING SERVICES	31/05/2017	283,326.20
EF103016	26112	<b>BROOKE BOBRIDGE</b> GRAPHIC DESIGN SERVICES	31/05/2017	120.00
EF103017	26113	<b>BENJ BERNAL MUSIC</b> ENTERTAINMENT SERVICES	31/05/2017	550.00
EF103018	26114	<b>GRACE RECORDS MANAGEMENT</b> RECORDS MANAGEMENT SERVICES	31/05/2017	5,731.69
EF103019	26173	<b>SOUTHSIDE PLUMBING</b> PLUMBING SERVICES	31/05/2017	6,017.20
EF103020	26195	<b>PLAY CHECK</b> CONSULTING SERVICES	31/05/2017	247.50
EF103021	26211	<b>AMCOM PTY LTD</b> INTERNET/DATA SERVICES	31/05/2017	31,694.03

CITY OF COCKBURN  
MUNICIPAL BANK ACCOUNT

Cheque/ EFT	Account No.	Account/Payee	Date	Value
EF103022	26251	<b>HEALING INDIA GLASS AND GIFTWARES</b> FACILITATION SERVICES - WORKSHOPS	31/05/2017	200.00
EF103023	26253	<b>CREATE IT</b> TIME LAPSE CAMERA	31/05/2017	1,826.00
EF103024	26257	<b>PAPERBARK TECHNOLOGIES</b> ARBORICULTURAL CONSULTANCY SERVICES	31/05/2017	3,412.00
EF103025	26268	<b>TRAINWEST</b> TRAINING COURSES	31/05/2017	2,200.00
EF103026	26303	<b>GECKO CONTRACTING TURF &amp; LANDSCAPE</b> TURF & LANDSCAPE MAINTENANCE	31/05/2017	118,475.50
EF103027	26310	<b>LOCAL GEOTECHNICS</b> CONSULTANCY SERVICES	31/05/2017	23,815.00
EF103028	26314	<b>CPE GROUP</b> TEMPORARY EMPLOYMENT SERVICES	31/05/2017	1,384.13
EF103029	26321	<b>SKATEBOARDING WA</b> SKATEBOARDING CLINICS	31/05/2017	385.00
EF103030	26323	<b>AT THE KITCHEN</b> CATERING SERVICES	31/05/2017	865.00
EF103031	26330	<b>KENNARDS HIRE - BIBRA LAKE</b> EQUIPMENT HIRE	31/05/2017	3,878.00
EF103032	26354	<b>ELECTROFEN</b> REPAIR SERVICES - SECURITY FENCES	31/05/2017	1,458.60
EF103033	26359	<b>WILSON SECURITY</b> SECURITY SERVICES	31/05/2017	190,758.63
EF103034	26399	<b>PAPERSCOUT THE TRUSTEE FOR PETERS M</b> GRAPHIC DESIGN SERVICES	31/05/2017	946.00
EF103035	26403	<b>CHES POWER GROUP</b> ENGINEERING SOLUTIONS / BACK UP GENERATO	31/05/2017	641.70
EF103036	26423	<b>ALPHA PEST ANIMAL SOLUTIONS INVASIVE</b> PEST CONTROL SERVICES	31/05/2017	10,648.00
EF103037	26442	<b>BULLANT SECURITY PTY LTD KEY WEST LO</b> LOCKSMITH & SECURITY SERVICES	31/05/2017	12,239.77
EF103038	26460	<b>KISS PHOTOBOOTHS</b> PHOTOBOOTH HIRE	31/05/2017	600.00
EF103039	26461	<b>777 MAINTENANCE PTY LTD</b> MAINTENANCE SERVICES	31/05/2017	4,752.00
EF103040	26470	<b>SCP CONSERVATION AND LAND MANAGEME</b> FENCING SERVICES	31/05/2017	44,541.20
EF103041	26486	<b>BIBRA LAKE FABRICATORS PTY LTD</b> FABRICATION SERVICES	31/05/2017	25,256.00
EF103042	26508	<b>BRAYCO GLOBAL PTY LTD</b> FABRICATION SERVICES	31/05/2017	634.00
EF103043	26510	<b>LOCAL BMX PTY LTD</b> AMUSEMENT SERVICES	31/05/2017	700.00
EF103044	26535	<b>JUANETTA ROSE KNAPP AND BRUCE REGIN</b> PURCHASE OF ARTWORK	31/05/2017	600.00
EF103045	26536	<b>SKYLINE LANDSCAPE SERVICES (WA)</b> LANDSCAPING SERVICES	31/05/2017	26,720.84
EF103046	26549	<b>SHARON GREGORY (KOORT-KADAK CONSUL</b> CONSULTANCY SERVICES	31/05/2017	100.00
EF103047	26561	<b>MOSS AND FERN</b> FLORIST	31/05/2017	245.00
EF103048	26568	<b>UNITED DIAMOND TOOLS</b> DIAMOND CUTTING TOOLS	31/05/2017	1,320.00
EF103049	26574	<b>EVA BELLYDANCE</b> ENTERTAINMENT - BELLY DANCING	31/05/2017	300.00
EF103050	26576	<b>WIZARD TRAINING SOLUTIONS</b> TRAINING SERVICES	31/05/2017	2,310.00

CITY OF COCKBURN  
MUNICIPAL BANK ACCOUNT

Cheque/ EFT	Account No.	Account/Payee	Date	Value
EF103051	26609	<b>BASICS APPROVAL SERVICES</b> BUILDING SURVEYING	31/05/2017	275.00
EF103052	26610	<b>TRACC CIVIL PTY LTD</b> CIVIL CONSTRUCTION - BERRIGAN DRIVE	31/05/2017	794,842.53
EF103053	26613	<b>AVE BIN AND BBQ CLEANING PTY LTD</b> CLEANING SERVICES (BBQ - BINS)	31/05/2017	3,541.00
EF103054	26614	<b>MARKETFORCE PTY LTD</b> ADVERTISING	31/05/2017	1,441.99
EF103055	26618	<b>GLOBAL SPILL CONTROL PTY LTD</b> ROAD SAFETY PRODUCTS	31/05/2017	1,881.00
EF103056	26619	<b>SPEARWOOD NEWS DELIVERY</b> NEWSPAPER DELIVERY	31/05/2017	1,504.04
EF103057	26623	<b>TELFORD INDUSTRIES</b> CHEMICALS - POOL	31/05/2017	29.70
EF103058	26625	<b>ANDOVER DETAILERS</b> CAR DETAILING SERVICES	31/05/2017	1,218.24
EF103059	26626	<b>SENVESA PTY LTD</b> ENVIRONMENTAL AUDITING	31/05/2017	5,500.00
EF103060	26638	<b>WASTE STREAM MANAGEMENT PTY LTD</b> WASTE SERVICES (LAND FILL)	31/05/2017	1,584.00
EF103061	26639	<b>SAFEGUARD INDUSTRIES</b> SECURITY DOORS, SCREENS AND ROLLER SHUTTERS	31/05/2017	600.00
EF103062	26640	<b>PLAYGROUND CENTRE AUSTRALIA</b> OUTDOOR FITNESS EQUIPMENT	31/05/2017	6,897.00
EF103063	26647	<b>MULTIPLEX CONSTRUCTIONS PTY LTD</b> BUILDING - ARC CONSTRUCTION	31/05/2017	254,142.52
EF103064	26649	<b>KUBED MEDIA</b> HIRE OF ADVERTISING LED SCREENS	31/05/2017	924.00
EF103065	26669	<b>TURNER DESIGN PTY LTD</b> GRAPHIC DESIGN CONSULTANCY	31/05/2017	561.00
EF103066	26677	<b>AUSTRALIA AND NEW ZEALAND RECYCLING</b> NOT-FOR-PROFIT MEMBER SERVICES BODY	31/05/2017	2,032.25
EF103067	26709	<b>TALIS CONSULTANTS PTY LTD</b> WASTE CONSULTANCY	31/05/2017	5,348.75
EF103068	26718	<b>BURRIDGBE MARTIAL ARTS ACADEMY</b> KIDS REGISTRATION FEES	31/05/2017	400.00
EF103069	26721	<b>QUAD SERVICES PTY LTD</b> CLEANING SERVICES	31/05/2017	10,088.75
EF103070	26733	<b>DECA DESIGN</b> MARKETING SERVICES	31/05/2017	1,485.00
EF103071	26735	<b>SHANE MCMASTER SURVEYS</b> SURVEY SERVICES	31/05/2017	34,925.00
EF103072	26739	<b>KERB DOCTOR</b> KERB MAINTENANCE	31/05/2017	7,640.60
EF103073	26743	<b>STATEWIDE TURF SERVICES</b> TURF RENOVATION	31/05/2017	16,393.63
EF103074	26746	<b>MOWER CITY</b> LAWN MAINTENANCE	31/05/2017	470.40
EF103075	26747	<b>BELL-VISTA FRUIT &amp; VEG</b> FRUIT AND VEGETABLES.	31/05/2017	2,141.05
EF103076	26750	<b>KLEENIT PTY LTD</b> GRAFFITI REMOVAL	31/05/2017	935.00
EF103077	26754	<b>INSIGHT CALL CENTRE SERVICES</b> CALL CENTRE SERVICES	31/05/2017	9,317.72
EF103078	26756	<b>TRENCHBUSTERS PTY LTD</b> EARTHMOVING	31/05/2017	5,989.90
EF103079	26757	<b>INCREDIBLE CREATURES MOBILE FARM</b> BRINGING ANIMALS TO SHOWS FOR PUBLIC INT	31/05/2017	1,600.00

CITY OF COCKBURN  
MUNICIPAL BANK ACCOUNT

Cheque/ EFT	Account No.	Account/Payee	Date	Value
EF103080	26761	<b>THE SAND CARD COMPANY</b> ENTERTAINMENT SERVICES	31/05/2017	1,050.00
EF103081	26770	<b>LAKESIDE MOWERS &amp; MOTORCYCLES</b> REPAIRS/MAINTENANCE SERVICES	31/05/2017	30.00
EF103082	26773	<b>LASER CORPS COMBAT ADVENTURES</b> ENTRY FEES	31/05/2017	950.00
EF103083	26780	<b>METROPOLITAN OMNIBUS COMPANY</b> BUS HIRE	31/05/2017	1,012.00
EF103084	26782	<b>SOFT LANDING</b> RECYCLING SERVICES	31/05/2017	4,620.00
EF103085	26786	<b>NUTURF</b> HERBICIDE PRODUCTS	31/05/2017	324.50
EF103086	26789	<b>RAECO</b> SUPPLIER OF LIBRARY SHELVING AND FURNITURE	31/05/2017	281.84
EF103087	26791	<b>MONSTERBALL AMUSEMENT &amp; HIRE</b> AMUSEMENT HIRE	31/05/2017	16,920.00
EF103088	26800	<b>THE GOODS</b> RETAIL	31/05/2017	87.48
EF103089	26803	<b>JACOBS GROUP (AUSTRALIA) PTY LTD</b> CONSULTANCY - ENGINEERING	31/05/2017	26,281.20
EF103090	26811	<b>ROMERI MOTOR TRIMMERS</b> UPHOLSTERY REPAIR	31/05/2017	1,150.00
EF103091	26814	<b>CIRCUS ENTERPRISES</b> ENTERTAINMENT	31/05/2017	2,250.00
EF103092	26819	<b>JANDAKOT EARTHMOVING &amp; RURAL CONTRACTORS</b> HIRE SERVICES - EARTHMOVING EQUIPMENT	31/05/2017	2,343.00
EF103093	26823	<b>THE FREEDOM FAIRIES</b> AMUSEMENT	31/05/2017	2,640.00
EF103094	26824	<b>WEB KEY IT PTY LTD</b> WEBSITE CONSULTANCY	31/05/2017	26,661.25
EF103095	26826	<b>PINDAN CONTRACTING PTY LTD</b> BUILDING CONSTRUCTION SERVICES - NEW DEPOT	31/05/2017	310,553.65
EF103096	26830	<b>ECO EATS CATERING</b> CATERING	31/05/2017	357.55
EF103097	26831	<b>AFL SPORTS READY LTD</b> EDUCATION & TRAINING	31/05/2017	1,358.16
EF103098	26833	<b>DRILLING CONTRACTORS OF AUSTRALIA</b> DRILLING SERVICES - ARC GEOTHERMAL BORE	31/05/2017	851,572.70
EF103099	26843	<b>ERGOLINK</b> ERGONOMIC OFFICE FURNITURE	31/05/2017	128.80
EF103100	26845	<b>BARKING WOLF PTY LTD</b> VIDEO PRODUCTION	31/05/2017	2,723.19
EF103101	26846	<b>VISABILITY LIMITED</b> DISABILITY SERVICES	31/05/2017	3,206.50
EF103102	26851	<b>BARRETT EXHIBITION GROUP PTY LTD</b> DISPALY EQUIPMENT	31/05/2017	7,659.30
EF103103	26854	<b>IFAP</b> TRAINING	31/05/2017	4,005.00
EF103104	26855	<b>MKDC</b> INTERIOR DESIGN SERVICES	31/05/2017	7,823.75
EF103105	26858	<b>BIKE DR</b> BICYCLE ITEMS	31/05/2017	551.00
EF103106	26876	<b>INTEGRITY MANAGEMENT SOLUTIONS</b> SOFTWARE DEVELOPMENT	31/05/2017	9,878.00
EF103107	26883	<b>GTA CONSULTANTS</b> TRANSPORT PLANNING	31/05/2017	6,270.00
EF103108	26888	<b>MEDIA ENGINE</b> GRAPHIC DESIGN, MARKETING, VIDEO PRODUCTION	31/05/2017	33,480.00

CITY OF COCKBURN  
MUNICIPAL BANK ACCOUNT

<b>Cheque/ EFT</b>	<b>Account No.</b>	<b>Account/Payee</b>	<b>Date</b>	<b>Value</b>
EF103109	26898	<b>SPANDEX ASIA PACIFIC PTY LTD</b> SIGNAGE SUPPLIER	31/05/2017	5,022.73
EF103110	26901	<b>ALYKA PTY LTD</b> DIGITAL CONSULTANCY AND WEB DEVELOPMENT	31/05/2017	63,640.24
EF103111	26909	<b>WEST COAST PROFILERS PTY LTD</b> ROAD PLANING COLD SERVICES	31/05/2017	171,433.94
EF103112	26913	<b>MIRANDA KISSELL CONTRACTING</b> CARPENTRY SERVICES	31/05/2017	11,730.40
EF103113	26914	<b>NATURE CALLS PORTABLE TOILETS</b> SUPPLY OF PORTABLE TOILETS	31/05/2017	2,002.00
EF103114	26923	<b>WOODLANDS DISTRIBUTORS &amp; AGENCIES P</b> RUBBISH COLLECTION EQUIPMENT	31/05/2017	15,778.95
EF103115	26929	<b>ELAN ENERGY MATRIX PTY LTD</b> RECYCLING SERVICES	31/05/2017	549.17
EF103116	26932	<b>CENTRAL REGIONAL TAFE</b> TAFE	31/05/2017	3,446.54
EF103117	26933	<b>RL &amp; SONS TRANSPORT</b> BINS	31/05/2017	4,500.59
EF103118	26935	<b>IRRIGATION WA PTY LTD</b> IRRIGATION SERVICES	31/05/2017	3,233.45
EF103119	26938	<b>MAJESTIC PLUMBING</b> PLUMBING	31/05/2017	61,349.04
EF103120	26940	<b>FLOORWEST</b> FLOOR COVERINGS	31/05/2017	250.00
EF103121	26950	<b>WALCON MARINE AUSTRALASIA PTY LTD</b> MARINE SERVICES	31/05/2017	874.50
EF103122	26952	<b>FOCUS PROMOTIONS</b> PROMOTION - ENTERTAINMENT	31/05/2017	50,039.00
EF103123	26968	<b>THE DISTRIBUTORS PERTH</b> CONFECTIONARY WHOLESALER	31/05/2017	522.05
EF103124	26983	<b>HITECH SPORTS PTY LTD</b> SPORTING EQUIPMENT	31/05/2017	2,090.00
EF103125	26988	<b>BLADON WA PTY LTD</b> PROMOTIONAL PRODUCTS	31/05/2017	1,210.00
EF103126	26989	<b>P &amp; M AUTOMOTIVE EQUIPMENT</b> SERVICE & MAINTENANCE MECHANICAL	31/05/2017	2,104.40
EF103127	27002	<b>COCKBURN PARTY HIRE</b> HIRE SERVICES	31/05/2017	3,508.55
EF103128	27006	<b>BIBRA LAKE IGA XPRESS</b> LIQUOR SUPPLIES	31/05/2017	836.43
EF103129	27010	<b>QUANTUM BUILDING SERVICES PTY LTD</b> BUILDING MAINTENANCE	31/05/2017	7,736.27
EF103130	27011	<b>BAILEYS MARINE FUEL AUSTRALIA</b> FUEL	31/05/2017	23,081.29
EF103131	27020	<b>TENDERLINK.COM</b> INTERNET ACCESS SERVICES	31/05/2017	330.00
EF103132	27023	<b>SOLARGAIN PV PTY LTD</b> SOLAR PV SYSTEM - ARC	31/05/2017	656,045.50
EF103133	27027	<b>FRIG TECH WA</b> REFRIDGERATION SERVICES	31/05/2017	16,229.63
EF103134	27028	<b>TECHNOGYM AUSTRALIA PTY LTD</b> FITNESS EQUIPMENT	31/05/2017	58,950.65
EF103135	27029	<b>THE ENTERTAINMENT BANK PTY LTD</b> EVENTS MANAGEMENT	31/05/2017	1,789.70
EF103136	27030	<b>WAGNERS CFT MANUFACTURING PTY LTD</b> DESIGN SERVICES	31/05/2017	27,500.00
EF103137	27031	<b>DOWNER EDI WORKS PTY LTD</b> ASPHALT SERVICES	31/05/2017	191,631.70

CITY OF COCKBURN  
MUNICIPAL BANK ACCOUNT

<b>Cheque/ EFT</b>	<b>Account No.</b>	<b>Account/Payee</b>	<b>Date</b>	<b>Value</b>
EF103138	27032	<b>WTP AUSTRALIA PTY LTD</b> QUANTITY SURVEYORS	31/05/2017	8,228.00
EF103139	27034	<b>ADELBY PTY LTD</b> FIREBREAK CONSTRUCTION	31/05/2017	41,802.75
EF103140	27038	<b>PETER FARMER DESIGNS</b> ARTISTIC (ARTIST)	31/05/2017	5,500.00
EF103141	27046	<b>TFH HIRE SERVICES PTY LTD</b> HIRE FENCING	31/05/2017	1,320.00
EF103142	27050	<b>ROB CARR PTY LTD</b> CONSTRUCTION - DEPOT SEWER TUNNELLING	31/05/2017	519,591.07
EF103143	27052	<b>EVENT MARQUEES</b> MARQUEE HIRE	31/05/2017	6,833.00
EF103144	27054	<b>VOCUS PTY LTD</b> TELECOMMUNICATIONS	31/05/2017	1,115.51
EF103145	27059	<b>FRONTLINE FIRE AND RESCUE EQUIPMENT</b> MANUFACTURE-FIRE VEHICLES/EQUIPMENT	31/05/2017	3,298.20
EF103146	27060	<b>CANTERBURY GROUP PTY LTD</b> OFFICE FURNITURE	31/05/2017	51,436.00
EF103147	27061	<b>BON LEISURE</b> CONSULTANCY	31/05/2017	202.40
EF103148	27063	<b>NATURE PLAY SOLUTIONS</b> PLAYGROUND DESIGN/CONSULTANCY	31/05/2017	13,771.56
EF103149	27065	<b>WESTBOOKS</b> BOOKS	31/05/2017	5,169.36
EF103150	27068	<b>AUSTRAL POOL SOLUTIONS</b> POOL EQUIPMENT/SUPPLIES	31/05/2017	20,189.28
EF103151	27069	<b>HART SPORT</b> SPORTS EQUIPMENT	31/05/2017	910.20
EF103152	27071	<b>PRO-AM AUSTRALIA</b> SWIMWEAR, AQUATIC PRODUCTS	31/05/2017	9,278.50
EF103153	27081	<b>BCL GROUP PTY LTD</b> CIVIL ENGINEERING	31/05/2017	48,466.77
EF103154	27082	<b>KULBARDI PTY LTD</b> STATIONERY SUPPLIES	31/05/2017	1,147.58
EF103155	27084	<b>ROAD SIGNS AUSTRALIA PTY LTD</b> SIGN MANUFACTURE & SUPPLIES	31/05/2017	1,614.80
EF103156	27085	<b>SAVILLS PROJECT MANAGEMENT PTY LTD</b> PROJECT MANAGEMENT	31/05/2017	16,808.00
EF103157	27087	<b>TRANSKARD PTY LTD</b> STORAGE SERVICES	31/05/2017	673.39
EF103158	27092	<b>SPRAYLINE SPRAYING EQUIPMENT</b> SPRAYING EQUIPMENT	31/05/2017	242.00
EF103159	27104	<b>BLACK DIAMOND SECURITY (AUSTRALIA) PTY LTD</b> SECURITY	31/05/2017	22,116.60
EF103160	27107	<b>A.LEVIS &amp; SONS</b> BORE DRILLING	31/05/2017	31,798.83
EF103161	27114	<b>BURDETT &amp; GOODISON STRUCTURAL ENGINEERING</b> STRUCTURAL ENGINEER	31/05/2017	2,365.00
EF103162	27115	<b>A PLUS TRAINING SOLUTIONS PTY LTD</b> SMALL PLANT SAFETY TRAINING	31/05/2017	8,740.00
EF103163	27119	<b>MONITORED SECURITY SYSTEMS PTY LTD</b> SECURITY	31/05/2017	834.90
EF103164	27120	<b>SEE CLEARLY NOW PTY LTD</b> CONSULTANCY - RISK MANAGEMENT	31/05/2017	9,350.00
EF103165	27124	<b>LYCOPODIUM INFRASTRUCTURE PTY LTD</b> ENGINEERING SERVICES	31/05/2017	1,548.80
EF103166	27125	<b>COMPLETE ENVIRO SOLUTIONS</b> ENVIROMENTAL SOLUTIONS (WATER)	31/05/2017	7,442.60

CITY OF COCKBURN  
MUNICIPAL BANK ACCOUNT

Cheque/ EFT	Account No.	Account/Payee	Date	Value
EF103167	27126	<b>LINDSAY MILES</b> EDUCATION (SUSTAINABILITY)	31/05/2017	250.00
EF103168	27128	<b>ACTIVE MANAGEMENT</b> TRAINING SERVICES	31/05/2017	3,080.00
EF103169	27129	<b>ATA ENGINEERING PTY LTD</b> ENGINEERING SERVICES	31/05/2017	3,080.00
EF103170	27131	<b>WEST COAST COMMERCIAL INDUSTRIES</b> LOCKERS	31/05/2017	16,077.81
EF103171	27132	<b>WILMA SCENINI</b> TRAINING & INSTRUCTOR	31/05/2017	400.00
EF103172	27135	<b>ART ON THE MOVE</b> ART EXHIBITION	31/05/2017	3,420.00
EF103173	27139	<b>SENSORIUM THEATRE</b> THEATRE	31/05/2017	550.00
EF103174	27140	<b>TACT SOLUTIONS PTY LTD</b> ARTISTIC	31/05/2017	1,210.00
EF103175	27143	<b>EMBROIDME SUCCESS</b> EMBROIDERY SERVICES	31/05/2017	148.50
EF103176	27147	<b>ROBBIE T MAGICIAN</b> ENTERTAINMENT - MAGICIAN	31/05/2017	1,100.00
EF103177	27148	<b>BOAT FACTORY</b> FABRICATION SERVICES - METAL	31/05/2017	3,894.00
EF103178	27157	<b>ADAGE FURNITURE</b> FURNITURE	31/05/2017	9,816.40
EF103179	27159	<b>RADROCK ADVENTURES</b> AMUSEMENT SERVICES	31/05/2017	1,485.00
EF103180	27168	<b>NIGHTLIFE MUSIC PTY LTD</b> MUSIC MANAGEMENT	31/05/2017	7,700.00
EF103181	27171	<b>SOUTHERN STAR TRAMPOLINE &amp; GYMNAST</b> SPORTS & RECREATION	31/05/2017	230.00
EF103182	27172	<b>ARTERY MEDIA SOLUTIONS</b> ARTWORK DESIGN	31/05/2017	4,757.50
EF103183	27173	<b>URBAQUA LTD</b> ENVIRONMENTAL CONSULTING	31/05/2017	2,420.00
EF103184	27181	<b>GREEN GURUS</b> CONSULTANCY	31/05/2017	1,320.00
EF103185	27184	<b>BIRDLIFE AUSTRALIA WESTERN AUSTRALIA</b> CONSERVATION PROJECTS AND EDUCATION	31/05/2017	250.00
026969	26987	<b>CTI RISK MANAGEMENT</b> SECURITY - CASH COLLECTION	4/05/2017	1,998.25
026970	26987	<b>CTI RISK MANAGEMENT</b> SECURITY - CASH COLLECTION	11/05/2017	1,914.70
026971	26987	<b>CTI RISK MANAGEMENT</b> SECURITY - CASH COLLECTION	17/05/2017	1,686.10
026972	26987	<b>CTI RISK MANAGEMENT</b> SECURITY - CASH COLLECTION	24/05/2017	1,964.05
026981	99995	<b>M FLOWERS</b> PROPERTY CHEQUE REFUND	31/05/2017	149.00
026982	99995	<b>SHERISSE TANONEF</b> PROPERTY CHEQUE REFUND	31/05/2017	21.00
026983	99995	<b>ALAN ONG</b> PROPERTY CHEQUE REFUND	31/05/2017	295.00
026984	99995	<b>OUTDOOR WORLD</b> PROPERTY CHEQUE REFUND	31/05/2017	147.00
026985	99995	<b>OUTDOOR WORLD</b> PROPERTY CHEQUE REFUND	31/05/2017	147.00
026986	99995	<b>L R LAZAR-WRIGHT</b> PROPERTY CHEQUE REFUND	31/05/2017	2,212.77

CITY OF COCKBURN  
MUNICIPAL BANK ACCOUNT

Cheque/ EFT	Account No.	Account/Payee	Date	Value
026987	99995	<b>HOUSING AUTHORITY</b> PROPERTY CHEQUE REFUND	31/05/2017	3,096.11
026988	99995	<b>HOUSING AUTHORITY</b> PROPERTY CHEQUE REFUND	31/05/2017	3,459.37
026989	99999	<b>PINDAN PTY LTD</b> BOND REFUND	31/05/2017	3,000.00
026990	99999	<b>FEYMORE PTY LTD C/- TERRANOVIS</b> BOND REFUND	31/05/2017	2,837.83
026991	99999	<b>THE OWNERS OF DOMAIN AT COOJONG</b> BOND REFUND	31/05/2017	500.00
026992	99999	<b>IRWANTO SUBAKTI</b> BOND REFUND	31/05/2017	500.00
026993	11760	<b>WATER CORPORATION</b> SEWER EASEMENT	31/05/2017	3,146.53
026994	16940	<b>RAC SECURITY SERVICES</b> SECURITY SERVICES	31/05/2017	400.00
026995	27099	<b>LUDLOW TIMBER PRODUCTS</b> TIMBER RECYCLING & PRODUCTS	31/05/2017	3,000.00
026996	27162	<b>COMMERCIAL NETMAKERS PTY LTD</b> NET MAKERS	31/05/2017	1,485.00
026997	11758	<b>WATER CORP UTILITY ACCOUNT ONLY - PLE</b> WATER USAGE / SUNDRY CHARGES	31/05/2017	30,641.11
		ADD RETENTION HELD NIL		0
		LESS PRIOR PERIOD CANCELLED CHEQUES/EFTS		
04/05/2017	EF102403	HAZEL O'CATHAIL		-300.00
04/05/2017	EF102404	ANA POZNANOVIC		-250.00
04/05/2017	EF102053	BRIDGET WATERS TRADING AS RIPE ART		-400.00
04/05/2017	EF102348	GREGORY KAZMER		-300.00
08/05/2017	EF102337	BRUCE BENNETT		-300.00
17/05/2017	026715	SURELAND DEVELOPMENTS		-5,000.00
		PAYMENT LIST TOTAL		<b>13,302,541.95</b>
		TOTAL AS PER AP SOURCE 17GLACT9991000		<b>13,302,541.95</b>
		ADDITIONAL DIRECT PAYMENTS		
		BANK FEES		
		MERCHANT FEES COC		-
		MERCHANT FEES SLLC		-
		MERCHANT FEES VARIOUS OUT CENTRES		-
		NATIONAL BPAY CHARGE		1,738.88
		RTGS/ACLR FEE		13.50
		NAB TRANSACT FEE		670.82
		MERCHANDISE / OTHER FEES		-
		CBA CREDIT CARD PAYMENT		59,421.19
				<b>61,844.39</b>
		FAMILY DAY CARE AND IN HOME CARE PAYMENTS		
		FDC PAYMENTS		82,982.33
		IHC PAYMENTS		156,535.67
				<b>239,518.00</b>
		PAYROLL TRANSACTIONS		
3/05/2017		COC02/05/17 PYMTID 96405822 City of Cockburn		1280465.11
3/05/2017		COC26/04/17 PYMTID 96341616 City of Cockburn		40961.26
5/05/2017		COC04/05/17 RTN PYMTID 96514115 City of Cockburn		309.53

CITY OF COCKBURN  
MUNICIPAL BANK ACCOUNT

Cheque/ EFT	Accout No.	Account/Payee	Date	Value
5/05/2017		COC05/05/17 PYMTID 96534269 City of Cockburn		1421.63
11/05/2017		COC05/05/17 PYMTID 96846640 City of Cockburn		59074.47
17/05/2017		COC16/05/17 PYMTID 97136896 City of Cockburn		1236063.63
17/05/2017		COC20/04/17 PYMTID 97078422 City of Cockburn		6087.76
31/05/2017		COC19/05/17 PYMTID 97798521 City of Cockburn		48487.93
31/05/2017		COC30/05/17 PYMTID 97860076 City of Cockburn		1251951.43
8/05/2017		Rebank PYMTID 96615533 City of Cockburn		997.43
				<b>3925820.18</b>
		TOTAL PAYMENTS FOR MAY		<b>17,529,724.52</b>

## **PAYMENT SUMMARY**

### **CHEQUE PAYMENTS**

026969 - 026997

### **ELECTRONIC FUNDS TRANSFER PAYMENT**

EF102439 – EF103185

### **CANCELLED PAYMENTS**

EF102403; EF102404; EF102053; EF102348; EF102337; 026715

# STATEMENT OF FINANCIAL ACTIVITY

for the period ended 31 May 2017

	Actuals	YTD Revised Budget	Variance to YTD Budget	\$ Variance to YTD Budget	Revised Budget	Adopted Budget
	\$	\$	%	\$	\$	\$
<b>Operating Revenue</b>						
Governance	103,554,447	102,618,858	1%	935,589 ✓	105,193,374	104,743,874
Financial Services	790,705	670,579	18%	120,126	690,050	690,050
Information Services	3,250	1,375	136%	1,875	1,500	1,500
Human Resource Management	223,085	267,659	-17%	(44,575)	292,000	292,000
Library Services	42,254	57,878	-27%	(15,624)	55,146	55,146
Recreation & Community Safety	4,005,810	5,042,819	-21%	(1,037,008) ✗	5,858,503	5,648,025
Community Development & Services	7,995,824	7,469,572	7%	526,252 ✓	8,110,143	6,464,424
Corporate Communications	11,986	21,350	-44%	(9,364)	21,400	13,400
Statutory Planning	1,109,716	1,364,750	-19%	(255,034) ✗	1,497,000	1,587,000
Strategic Planning	2,644,681	2,685,973	-2%	(41,292)	3,029,906	2,955,811
Building Services	1,244,049	1,391,742	-11%	(147,693)	1,505,408	1,605,408
Environmental Health	331,260	327,558	1%	3,701	338,500	260,500
Waste Services	7,916,192	7,907,088	0%	9,104	8,393,846	9,907,593
Parks & Environmental Services	115,352	59,620	93%	55,732	59,778	1,900
Engineering Services	322,619	292,610	10%	30,009	319,120	318,120
Infrastructure Services	1,255,110	1,131,976	11%	123,135	1,147,099	1,072,099
	131,566,342	131,311,408	0%	254,934	136,512,773	135,616,850
<b>Total Operating Revenue</b>	<b>131,566,342</b>	<b>131,311,408</b>	<b>0%</b>	<b>254,934</b>	<b>136,512,773</b>	<b>135,616,850</b>
<b>Operating Expenditure</b>						
Governance	(3,243,241)	(3,717,491)	-13%	474,249 ✓	(4,564,669)	(4,681,477)
Strategy & Civic Support	(1,170,127)	(1,127,680)	4%	(42,447)	(1,271,647)	(1,197,428)
Financial Services	(6,018,788)	(5,893,777)	2%	(125,011)	(6,648,821)	(6,300,165)
Information Services	(4,456,552)	(4,868,631)	-8%	412,079 ✓	(5,260,395)	(5,044,232)
Human Resource Management	(2,297,140)	(2,558,283)	-10%	261,142 ✓	(2,814,514)	(2,782,444)
Library Services	(3,096,467)	(3,289,651)	-6%	193,185	(3,571,032)	(3,508,075)
Recreation & Community Safety	(10,563,356)	(11,423,682)	-8%	860,326 ✓	(12,785,590)	(12,570,826)
Community Development & Services	(9,660,380)	(9,438,465)	2%	(221,915) ✗	(10,361,419)	(8,499,849)
Corporate Communications	(3,073,202)	(3,282,519)	-6%	209,317 ✓	(3,532,220)	(3,369,861)
Statutory Planning	(1,268,431)	(1,286,786)	-1%	18,355	(1,402,004)	(1,478,763)
Strategic Planning	(1,775,736)	(1,735,837)	2%	(39,899)	(2,125,769)	(1,846,310)
Building Services	(1,498,404)	(1,453,123)	3%	(45,280)	(1,582,264)	(1,651,768)
Environmental Health	(1,534,086)	(1,681,653)	-9%	147,568	(1,834,027)	(1,807,798)
Waste Services	(17,772,578)	(18,212,672)	-2%	440,094 ✓	(20,315,923)	(20,898,986)
Parks & Environmental Services	(12,280,982)	(11,608,271)	6%	(672,711) ✗	(12,655,169)	(12,596,094)
Engineering Services	(7,280,928)	(7,268,986)	0%	(11,942)	(7,944,807)	(7,795,741)
Infrastructure Services	(8,765,780)	(9,057,096)	-3%	291,316 ✓	(9,854,469)	(9,189,712)
	(95,756,177)	(97,904,602)	-2%	2,148,425	(108,524,738)	(105,219,528)

OCM 13/7/2017 - Agenda Item 16.2

# STATEMENT OF FINANCIAL ACTIVITY

for the period ended 31 May 2017

	Actuals	YTD Revised Budget	Variance to YTD Budget	\$ Variance to YTD Budget	Revised Budget	Adopted Budget
	\$	\$	%	\$	\$	\$
Less: Net Internal Recharging	2,206,388	2,310,396	-5%	(104,007)	2,586,019	2,229,821
Add: Depreciation & Amortisation on Non-Current Assets						
Computer Equipment	(194,895)	(236,016)	-17%	41,121	(257,472)	(257,472)
Furniture and Equipment	(131,469)	(169,235)	-22%	37,766	(184,620)	(184,620)
Plant & Machinery	(2,632,342)	(2,598,223)	1%	(34,119)	(2,834,469)	(3,034,473)
Buildings	(4,803,769)	(4,059,997)	18%	(743,772) X	(4,464,644)	(5,175,945)
Infrastructure - Roads	(9,879,810)	(9,876,999)	0%	(2,811)	(10,774,908)	(11,029,308)
Infrastructure - Drainage	(2,249,701)	(2,272,314)	-1%	22,613	(2,478,888)	(2,622,888)
Infrastructure - Footpaths	(1,076,611)	(1,113,442)	-3%	36,831	(1,214,664)	(1,214,664)
Infrastructure - Parks Equipment	(3,298,398)	(3,357,475)	-2%	59,077	(3,662,700)	(2,834,244)
Landfill Infrastructure	(998,684)	(1,091,871)	-9%	93,187	(1,191,132)	(1,191,132)
Marina Infrastructure	(868,077)	(874,137)	-1%	6,060	(953,601)	-
	(26,133,755)	(25,649,709)	2%	(484,046)	(28,017,098)	(27,544,746)
<b>Total Operating Expenditure</b>	<b>(119,683,544)</b>	<b>(121,243,915)</b>	<b>-1%</b>	<b>1,560,371</b>	<b>(133,955,817)</b>	<b>(130,534,453)</b>
<b>Change in Net Assets Resulting from Operations</b>	<b>11,882,797</b>	<b>10,067,492</b>	<b>18%</b>	<b>1,815,305</b>	<b>2,556,956</b>	<b>5,082,396</b>
<b>Non-Operating Activities</b>						
<b>Profit/(Loss) on Assets Disposal</b>						
Plant and Machinery	266,691	1,790,270	-85%	(1,523,579) X	540,270	14,650
Freehold Land	5,335,503	12,550,000	-57%	(7,214,497) X	12,840,000	-
Buildings	(168,330)	-	0%	(168,330)	-	-
	5,433,864	14,340,270	-62%	(8,906,406)	13,380,270	14,650
<b>Capital Expenditure</b>						
Computer Equipment	(678,701)	(1,045,839)	-35%	367,138 ✓	(2,005,259)	(484,800)
Furniture and Equipment	(1,334,094)	(2,219,660)	-40%	885,566 ✓	(2,989,618)	(33,808)
Plant & Machinery	(5,765,588)	(8,345,994)	-31%	2,580,406 ✓	(8,345,994)	(5,791,000)
Land	(833,630)	(1,562,973)	-47%	729,343 ✓	(1,902,797)	-
Buildings	(51,197,882)	(53,661,596)	-5%	2,463,714 ✓	(55,325,397)	(58,655,520)
Infrastructure - Roads	(13,470,111)	(16,995,571)	-21%	3,525,460 ✓	(17,949,388)	(10,865,703)
Infrastructure - Drainage	(517,332)	(1,172,684)	-56%	655,352 ✓	(1,611,168)	(1,061,475)
Infrastructure - Footpaths	(798,827)	(1,081,471)	-26%	282,644 ✓	(1,144,530)	(1,003,360)
Infrastructure - Parks Equipment	(6,383,075)	(8,236,386)	-23%	1,853,311 ✓	(9,456,094)	(5,642,000)
Infrastructure - Parks Landscaping	(572,703)	(1,168,718)	-51%	596,015 ✓	(1,231,086)	(970,000)
Landfill Infrastructure	(195,001)	(810,934)	-76%	615,934 ✓	(1,170,329)	(225,000)
<b>Note 1.</b>	<b>(81,746,943)</b>	<b>(96,301,827)</b>	<b>-15%</b>	<b>14,554,883</b>	<b>(103,131,660)</b>	<b>(84,732,666)</b>
<b>Add: Gifted Subdivision Assets</b>	(54,299,256)	(54,299,256)	0%	-	(54,299,256)	-
<b>Add: Transfer to Reserves</b>	(49,039,857)	(49,905,076)	-2%	865,219 ✓	(56,501,114)	(44,411,004)

# STATEMENT OF FINANCIAL ACTIVITY

for the period ended 31 May 2017

	Actuals	YTD Revised Budget	Variance to YTD Budget	\$ Variance to YTD Budget		Revised Budget	Adopted Budget
	\$	\$	%	\$		\$	\$
<b>Add Funding from</b>							
Non-Operating Grants, Subsidies and Contributions	11,469,216	17,907,548	-36%	(6,438,332) X		19,562,833	23,245,184
Developers Contributions Plans: Cash	5,658,319	6,519,352	-13%	(861,033) X		7,081,178	11,721,922
Proceeds on Sale of Assets	12,201,269	14,340,270	-15%	(2,139,001) X		14,630,270	1,264,650
Reserves	70,513,861	77,043,968	-8%	(6,530,107) X		81,279,201	52,676,958
Gifted Subdivision Assets	54,299,256	54,299,256	0%	-		54,299,256	-
	<b>154,141,921</b>	<b>170,110,394</b>	<b>-9%</b>	<b>(15,968,473)</b>		<b>176,852,738</b>	<b>88,908,714</b>
<b>Non-Cash/Non-Current Item Adjustments</b>							
Depreciation on Assets	25,135,071	24,557,838	2%	577,233 X		26,825,966	26,353,614
Amortisation on Assets	998,684	1,091,871	-9%	(93,187)		1,191,132	1,191,132
Profit/(Loss) on Assets Disposal	(5,433,864)	(14,340,270)	-62%	8,906,406 X		(13,380,270)	(14,650)
Loan Repayments	(1,296,075)	(1,296,075)	0%	0		(2,593,138)	(2,593,138)
Non-Current Leave Provisions	446,525	-	0%	446,525 X		-	-
Deferred Pensioners Adjustment	29,731	-	0%	29,731		-	-
	<b>19,880,072</b>	<b>10,013,364</b>	<b>99%</b>	<b>9,866,708</b>		<b>12,043,690</b>	<b>24,936,958</b>
Opening Funds	9,267,511	9,267,511	0%	0		9,267,511	10,500,000
<b>Closing Funds</b>	<b>Note 2, 3.</b>	<b>15,520,109</b>	<b>17%</b>	<b>2,227,238</b>		<b>169,136</b>	<b>299,049</b>
	-	-		-		-	-

## Notes to Statement of Financial Activity

### Note 1.

Additional information on the capital works program including committed orders at end of month:

Assets Classification	Actuals \$	Commitments at Month End \$	Commitments & Actuals YTD	YTD Revised Budget	Full Year Revised Budget \$	Uncommitted at Month End \$
Computer Equipment	(678,701)	(622,769)	(1,301,470)	(1,045,839)	(2,005,259)	703,789
Furniture and Equipment	(1,334,094)	(374,645)	(1,708,740)	(2,219,660)	(2,989,618)	1,280,878
Plant & Machinery	(5,765,588)	(2,332,909)	(8,098,497)	(8,345,994)	(8,345,994)	247,497
Land	(833,630)	(1,000)	(834,630)	(1,562,973)	(1,902,797)	1,068,167
Buildings	(51,197,882)	(2,213,474)	(53,411,356)	(53,661,596)	(55,325,397)	1,914,041
Infrastructure - Roads	(13,470,111)	(2,317,281)	(15,787,391)	(16,995,571)	(17,949,388)	2,161,996
Infrastructure - Drainage	(517,332)	(34,345)	(551,676)	(1,172,684)	(1,611,168)	1,059,492
Infrastructure - Footpaths	(798,827)	(61,825)	(860,651)	(1,081,471)	(1,144,530)	283,879
Infrastructure - Parks Equipment	(6,383,075)	(1,855,188)	(8,238,264)	(8,236,386)	(9,456,094)	1,217,830
Infrastructure - Parks Landscaping	(572,703)	(174,771)	(747,474)	(1,168,718)	(1,231,086)	483,612
Landfill Infrastructure	(195,001)	(83,689)	(278,689)	(810,934)	(1,170,329)	891,640
	(81,746,943)	(10,071,895)	(91,818,838)	(96,301,827)	(103,131,660)	11,312,822

### Note 2.

Closing Funds in the Financial Activity Statement are represented by:

	Actuals \$	YTD Revised Budget \$	Full Year Revised Budget \$	Adopted Budget \$
<b>Current Assets</b>				
Cash & Investments	122,348,596	105,108,366	113,947,104	114,885,061
Rates Outstanding	2,999,983	1,600,000	1,600,000	1,600,000
Rubbish Charges Outstanding	99,738	133,800	133,800	133,800
Sundry Debtors	2,231,594	5,300,000	5,300,000	5,300,000
GST Receivable	503,468	-	-	-
Prepayments	635,736	65,000	65,000	65,000
Accrued Debtors	-	-	-	-
Stock on Hand	94,899	13,700	13,700	13,700
	128,914,014	112,220,866	121,059,604	121,997,561
<b>Current Liabilities</b>				
Creditors	(5,162,314)	(2,225,000)	(2,225,000)	(2,225,000)
Income Received in Advance	(2,397,637)	-	-	-
GST Payable	479,075	-	-	-
Withholding Tax Payable	-	-	-	-
Provision for Annual Leave	(3,971,302)	-	-	-
Provision for Long Service Leave	(2,113,784)	(2,000,000)	(2,000,000)	(2,000,000)
	(13,165,962)	(4,225,000)	(4,225,000)	(4,225,000)
<b>Net Current Assets</b>	115,748,052	107,995,866	116,834,604	117,772,561
<b>Add: Non Current Investments</b>	4,898,010	4,668,070	4,668,070	4,668,070
	120,646,062	112,663,936	121,502,674	122,440,631
<b>Less: Restricted/Committed Assets</b>				
Cash Backed Reserves #	(105,125,953)	(99,371,065)	(101,821,869)	(115,812,070)
Deposits & Bonds Liability *	-	-	-	(6,329,512)
	15,520,109	13,292,872	19,680,805	299,049
<b>Closing Funds (as per Financial Activity Statement)</b>	15,520,109	13,292,872	19,680,805	299,049

# See attached Reserve Fund Statement

\* See attached Restricted Funds Analysis

**Note 3.**

**Amendments to original budget since budget adoption. Surplus/(Deficit)**

Ledger	Project/ Activity	Description	Council Resolution	Classification	Non Change (Non Cash Items) Adjust.	Increase in Available Cash	Decrease in Available Cash	Amended budget Running Balance
					\$	\$	\$	\$
		<b>Budget Adoption</b>		<b>Closing Funds Surplus(Deficit)</b>				<b>299,049</b>
GL	202	Remove transport expenses		Operating Expenditure		2,100		<b>301,149</b>
GL	410	Recovery of administration charged to NDIS		Operating Income		46,181		<b>347,330</b>
			OCM 8/10/15					
GL	378	Council contribution to the Financial Counselling	#5614	Operating Expenditure			8,128	<b>339,202</b>
GL	161	FESA budget reallocation		Operating Expenditure		10,789		<b>349,991</b>
GL	162	FESA budget reallocation		Operating Expenditure		13,619		<b>363,610</b>
GL	175	FESA budget reallocation		Operating Expenditure		5,319		<b>368,929</b>
Various		Mid year budget review	OCM Feb 17	Various		4,326		<b>373,255</b>
OP	8839	Reduce expenditure as invoice was paid in prior year		Operating Expenditure		20,000		<b>393,255</b>
OP	8982	Overflow parking at the Adventure World		Operating Income		21,750		<b>415,005</b>
CW	4673	Cockburn ARC Furniture and Equipment		Operating Expenditure			54,000	<b>361,005</b>
GL	355	Admin charge recovery		Operating Income		5,947		<b>366,952</b>
CW	1089	Balancing funding & expenditure		Operating Income			5,209	<b>361,743</b>
CW	1398	Balancing funding & expenditure		Operating Income			4,341	<b>357,402</b>
CW	1400	Balancing funding & expenditure		Operating Income			14,244	<b>343,158</b>
OP	6825	Correcting signage error		Operating Expenditure			30,000	<b>313,158</b>
OP	8996	Cockburn ARC opening day		Operating Expenditure			39,952	<b>273,206</b>
OP	8997	Cockburn ARC Discover Community day		Operating Expenditure			24,070	<b>249,136</b>
CW	5790	Fence replacement	OCM 09/03/17	Operating Expenditure			80,000	<b>169,136</b>
				<b>Closing Funds Surplus (Deficit)</b>	<b>0</b>	<b>130,031</b>	<b>259,944</b>	<b>169,136</b>

# Statement of Comprehensive Income *by Nature and Type*

for the period ended 31 May 2017

	Actual	Amended YTD Budget	\$ Variance to YTD Budget	Forecast	Amended Budget	Adopted Budget
	\$	\$	\$	\$	\$	\$
<b>OPERATING REVENUE</b>						
01 Rates	94,274,245	93,574,140	700,104	96,400,104	95,700,000	95,700,000
02 Specified Area Rates	312,936	330,000	(17,064)	312,936	330,000	330,000
05 Fees and Charges	19,957,350	21,349,680	(1,392,331)	21,880,075	23,272,406	24,368,500
06 Service Charges	440,700	450,000	(9,300)	440,700	450,000	450,000
10 Grants and Subsidies	10,726,161	10,587,958	138,203	11,252,769	11,114,566	9,357,649
15 Contributions, Donations and Reimbursements	1,024,289	613,596	410,693	1,184,458	773,765	638,665
20 Interest Earnings	4,830,662	4,406,033	424,629	5,296,665	4,872,036	4,772,036
25 Other revenue and Income	-	-	-	-	-	-
<b>Total Operating Revenue</b>	<b>131,566,342</b>	<b>131,311,408</b>	<b>254,934</b>	<b>136,767,707</b>	<b>136,512,773</b>	<b>135,616,850</b>
<b>OPERATING EXPENDITURE</b>						
50 Employee Costs - Salaries & Direct Oncosts	(46,027,768)	(45,441,762)	(586,006)	(50,369,884)	(49,783,878)	(47,426,397)
51 Employee Costs - Indirect Oncosts	(1,164,327)	(1,272,760)	108,433	(1,304,124)	(1,412,557)	(1,395,994)
55 Materials and Contracts	(34,686,113)	(36,490,594)	1,804,481	(38,991,793)	(40,796,274)	(41,209,671)
65 Utilities	(4,234,374)	(4,245,810)	11,436	(4,684,662)	(4,696,098)	(4,684,525)
70 Interest Expenses	(476,638)	(475,000)	(1,638)	(931,638)	(930,000)	(930,000)
75 Insurances	(2,319,438)	(2,429,040)	109,602	(2,319,446)	(2,429,048)	(2,244,048)
80 Other Expenses	(6,847,519)	(7,549,637)	702,117	(7,774,766)	(8,476,884)	(7,328,893)
85 Depreciation on Non Current Assets	(25,135,071)	(24,557,838)	(577,233)	(27,403,199)	(26,825,966)	(26,353,614)
86 Amortisation on Non Current Assets	(998,684)	(1,091,871)	93,187	(998,684)	(1,191,132)	(1,191,132)
Add Back: Indirect Costs Allocated to Capital Works	2,206,388	2,310,396	(104,007)	2,482,012	2,586,019	2,229,821
<b>Total Operating Expenditure</b>	<b>(119,683,544)</b>	<b>(121,243,915)</b>	<b>1,560,371</b>	<b>(132,296,185)</b>	<b>(133,955,817)</b>	<b>(130,534,453)</b>
<b>CHANGE IN NET ASSETS RESULTING FROM OPERATING ACTIVITIES</b>	<b>11,882,797</b>	<b>10,067,492</b>	<b>1,815,305</b>	<b>4,471,522</b>	<b>2,556,956</b>	<b>5,082,396</b>
<b>NON-OPERATING ACTIVITIES</b>						
11, 16 Non-Operating Grants, Subsidies and Contributions	11,469,216	17,907,548	(6,438,332)	13,124,501	19,562,833	23,245,184
18 Developers Contributions Plans: Cash	5,658,319	6,519,352	(861,033)	6,220,145	7,081,178	11,721,922
17 Gifted Subdivision Assets	54,299,256	54,299,256	-	54,299,256	54,299,256	-
95 Profit/(Loss) on Sale of Assets	5,433,864	14,340,270	(8,906,406)	5,433,864	13,380,270	14,650
<b>Total Non-Operating Activities</b>	<b>76,860,655</b>	<b>93,066,425</b>	<b>(16,205,770)</b>	<b>79,077,767</b>	<b>94,323,537</b>	<b>34,981,756</b>
<b>NET RESULT</b>	<b>88,743,452</b>	<b>103,133,917</b>	<b>(14,390,465)</b>	<b>83,549,289</b>	<b>96,880,493</b>	<b>40,064,152</b>

## Notes to Statement of Comprehensive Income

### Note 1.

Additional information on main sources of revenue in fees & charges.

	Actual	Amended YTD Budget	Amended Budget	Adopted Budget
	\$	\$	\$	\$
<b><u>Community Services:</u></b>				
Recreational Services	531,572	521,382	568,780	568,780
South Lake Leisure Centre	2,017,894	2,231,074	2,231,074	2,231,074
Law and Public Safety	572,415	546,288	589,496	518,496
	3,478,166	4,514,262	5,212,627	5,141,627
<b><u>Waste Services:</u></b>				
Waste Collection Services	2,714,823	2,659,090	2,675,000	2,675,000
Waste Disposal Services	5,178,982	5,230,178	5,701,026	7,232,593
	7,893,806	7,889,268	8,376,026	9,907,593
<b><u>Infrastructure Services:</u></b>				
Marina & Coastal Services	1,175,173	1,053,953	1,068,802	1,068,802
	1,175,173	1,053,953	1,068,802	1,068,802
	12,547,145	13,457,483	14,657,455	16,118,022

### Note 2.

Additional information on Salaries and Direct On-Costs by each Division.

	Actual	Amended YTD Budget	Amended Budget	Adopted Budget
	\$	\$	\$	\$
Executive Services	(2,204,680)	(2,379,039)	(2,614,193)	(2,578,913)
Finance & Corporate Services Division	(6,949,522)	(6,783,703)	(7,398,456)	(7,232,487)
Governance & Community Services Division	(15,069,378)	(14,909,974)	(16,426,778)	(14,544,002)
Planning & Development Division	(5,046,844)	(5,001,649)	(5,457,556)	(5,488,489)
Engineering & Works Division	(16,757,345)	(16,367,396)	(17,886,895)	(17,582,506)
	(46,027,768)	(45,441,762)	(49,783,878)	(47,426,397)

### Note 3

Additional information on Materials and Contracts by each Division.

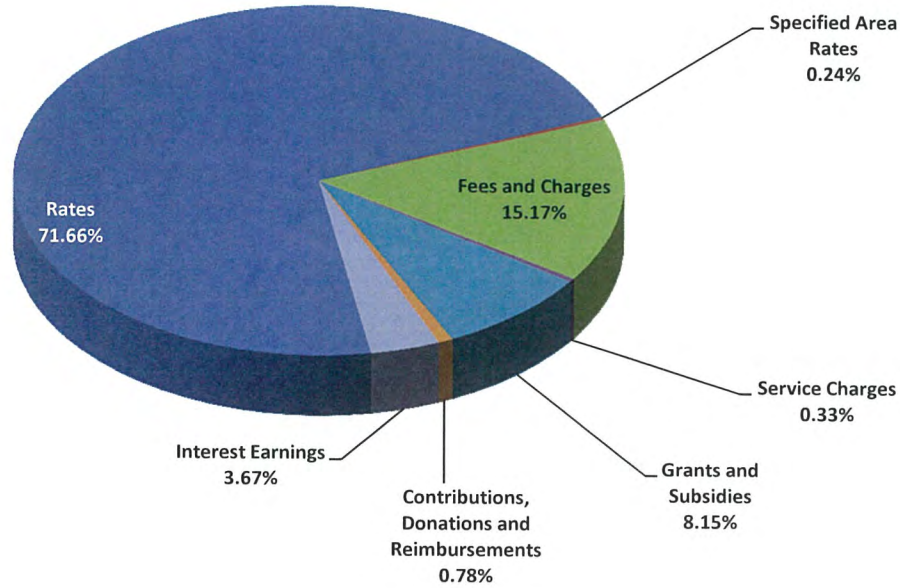
	Actual	Amended YTD Budget	Amended Budget	Adopted Budget
	\$	\$	\$	\$
Executive Services	(1,509,385)	(1,801,559)	(2,035,337)	(2,113,205)
Finance & Corporate Services Division	(2,787,188)	(3,317,079)	(4,036,632)	(3,796,510)
Governance & Community Services Division	(9,161,610)	(9,923,085)	(10,941,979)	(10,577,544)
Planning & Development Division	(838,448)	(1,001,777)	(1,326,291)	(1,135,933)
Engineering & Works Division	(20,389,481)	(20,447,094)	(22,456,035)	(23,586,480)
Not Applicable	0	0	0	0
	(34,686,113)	(36,490,594)	(40,796,274)	(41,209,671)

# City of Cockburn - Reserve Funds

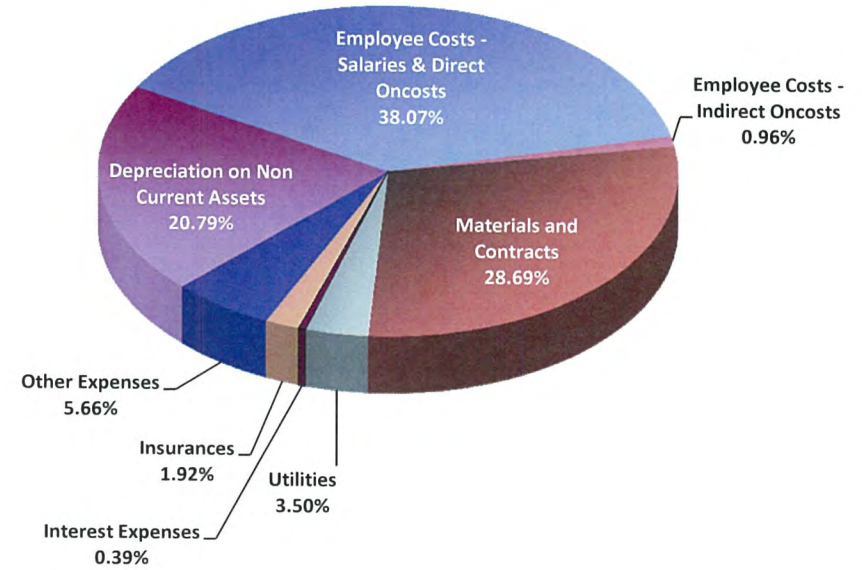
## Financial Statement for Period Ending 31 May 2017

<i>Account Details</i>	<i>Opening Balance</i>		<i>Interest Received</i>		<i>t/f's from Municipal</i>		<i>t/f's to Municipal</i>		<i>Closing Balance</i>	
	<i>Budget</i>	<i>Actual</i>	<i>Budget</i>	<i>Actual</i>	<i>Budget</i>	<i>Actual</i>	<i>Budget</i>	<i>Actual</i>	<i>Budget</i>	<i>Actual</i>
<b><i>Council Funded</i></b>										
Bibra Lake Management Plan Reserve	985,439	985,439	10,648	15,421	-	-	(441,767)	(392,264)	554,320	608,595
C/FWD Projects Reserve	4,020,698	4,020,698	-	-	5,947,183	6,147,183	(9,257,453)	(6,740,517)	710,429	3,427,364
CCW Development Fund	10,880,762	10,880,762	53,000	123,288	8,300,000	8,300,000	(17,814,000)	(17,814,000)	1,419,762	1,490,049
Community Infrastructure	12,096,036	12,096,036	109,782	242,277	1,304,636	1,304,636	(1,232,301)	(895,761)	12,278,153	12,747,187
Community Surveillance Levy Reserve	1,245,490	1,245,490	22,594	25,166	200,000	200,000	(564,000)	(218,431)	904,084	1,252,225
DCD Redundancies Reserve	40,825	40,825	797	849	-	-	-	-	41,622	41,675
Environmental Offset Reserve	291,595	291,595	7,691	6,066	-	-	-	-	299,286	297,661
Green House Emissions Reductions	901,331	901,331	10,330	15,065	1,450,000	1,450,000	(2,362,700)	(1,723,651)	(1,039)	642,745
HWRP Post Closure Management	2,322,695	2,322,695	47,780	48,217	-	-	(100,000)	(15,401)	2,270,475	2,355,510
Information Technology	379,658	379,658	8,082	7,252	100,000	100,000	(496,430)	(205,877)	(8,690)	281,033
Insurance	488,961	488,961	8,090	9,186	-	-	(185,000)	(185,000)	312,051	313,147
Land Development & Investment Fund Reserve	6,348,831	6,348,831	251,777	92,105	13,080,095	11,133,574	(14,885,797)	(12,132,386)	4,794,906	5,442,124
Major Buildings Refurbishment	9,828,567	9,828,567	133,850	204,476	1,620,328	1,500,000	(100,000)	(100,000)	11,482,745	11,433,043
Municipal Elections	34,213	34,213	2,681	712	120,000	120,000	-	-	156,894	154,925
Naval Base Shacks	935,871	935,871	22,969	19,470	158,696	157,762	(2,000)	-	1,115,536	1,113,103
Plant & Vehicle Replacement	8,252,372	8,252,372	105,975	150,601	3,027,690	2,949,690	(4,289,108)	(2,753,430)	7,096,929	8,599,232
Port Coogee Marina Assets Replcmt	-	-	-	-	-	-	(50,000)	-	(50,000)	-
Port Coogee Special Maintenance Reserve	1,400,129	1,400,129	26,794	27,438	274,000	256,936	(375,159)	(364,396)	1,325,764	1,320,107
Port Coogee Waterways Reserve	-	-	8,685	3,291	188,590	188,590	(79,742)	-	117,533	191,881
Port Coogee WEMP	-	-	40,372	31,553	2,100,000	2,164,768	(203,192)	-	1,937,180	2,196,321
Roads & Drainage Infrastructure	8,159,206	8,159,206	64,880	224,973	5,754,102	4,250,400	(192,542)	(141,936)	13,785,646	12,492,642
Staff Payments & Entitlements	2,115,293	2,115,293	45,068	42,057	119,822	119,822	(162,000)	(162,000)	2,118,183	2,115,172
Waste & Recycling	23,846,752	23,846,752	348,847	308,117	1,271,022	-	(13,100,318)	(12,219,405)	12,366,302	11,935,463
Waste Collection Levy	2,641,530	2,641,530	63,366	47,219	1,321,529	-	(1,483,118)	(674,173)	2,543,307	2,014,575
POS Cash in Lieu (Restricted Funds)	5,471,641	5,471,641	108,937	53,833	96,000	96,000	(5,621,474)	(5,621,474)	55,104	(0)
	<b>102,687,894</b>	<b>102,687,894</b>	<b>1,502,995</b>	<b>1,698,630</b>	<b>46,433,693</b>	<b>40,439,361</b>	<b>(72,998,101)</b>	<b>(62,360,105)</b>	<b>77,626,480</b>	<b>82,465,780</b>
<b><i>Grant Funded</i></b>										
Aged & Disabled Vehicle Expenses	326,947	326,947	8,628	4,956	-	-	(162,000)	(145,000)	173,575	186,903
CIHF Building Maintenance Resrv	3,323,192	3,323,192	-	76,283	1,400,000	1,048,309	(150,000)	(48,189)	4,573,192	4,399,595
Family Day Care Accumulation Fund	8,295	8,295	-	173	-	-	-	-	8,295	8,467
Naval Base Shack Removal Reserve	461,814	461,814	10,217	9,608	54,693	54,693	(25,000)	(202)	501,724	525,912
Restricted Grants & Contributions Resrv	2,230,479	2,230,479	-	-	-	-	(1,928,710)	(2,111,888)	301,769	118,591
UNDERGROUND POWER	222,504	222,504	-	4,629	-	-	-	-	222,504	227,133
Welfare Projects Employee Entitlements	479,810	479,810	10,933	10,088	13,000	11,917	-	-	503,743	501,815
	<b>7,053,040</b>	<b>7,053,040</b>	<b>29,778</b>	<b>105,736</b>	<b>1,467,693</b>	<b>1,114,919</b>	<b>(2,265,710)</b>	<b>(2,305,279)</b>	<b>6,284,801</b>	<b>5,968,416</b>
<b><i>Development Cont. Plans</i></b>										
Aubin Grove DCP	500	500	4,705	9	-	-	(656)	(509)	4,549	(0)
Cockburn Coast DCP14	(66,932)	(66,932)	-	(1,394)	-	-	(54,716)	(375)	(121,648)	(68,701)
Community Infrastructure DCA 13	10,361,258	10,361,258	220,238	202,894	5,000,000	4,331,744	(5,865,800)	(5,825,327)	9,715,696	9,070,570
Gaebler Rd Development Cont. Plans	500	500	18,924	9	-	-	(3,385)	(508)	16,039	0
Hammond Park DCP	975,033	975,033	9,354	24,918	396,000	402,902	(15,491)	(375)	1,364,896	1,402,478
Munster Development	1,079,480	1,079,480	18,147	23,019	443,798	39,828	(10,883)	(375)	1,530,542	1,141,951
Muriel Court Development Contribution	(92,248)	(92,248)	-	(1,920)	206,000	-	(32,025)	(375)	81,727	(94,544)
Packham North - DCP 12	25,036	25,036	10,529	684	434,388	18,219	(7,128)	(375)	462,825	43,564
Solomon Road DCP	617,423	617,423	8,493	12,844	120,000	-	(5,166)	(375)	740,750	629,892
Success Lakes Development	500	500	3,817	9	-	-	(1,061)	(509)	3,256	-
Success Nth Development Cont. Plans	2,398,845	2,398,845	15,311	50,456	11,700	251,381	(4,596)	(18,623)	2,421,260	2,682,058
Thomas St Development Cont. Plans	12,699	12,699	294	264	-	-	-	-	12,993	12,963
Wattleup DCP 10	(3,401)	(3,401)	-	1,146	-	100,304	(10,161)	(375)	(13,562)	97,674
Yangebup East Development Cont. Plans	1,130,859	1,130,859	6,026	24,546	130,036	190,625	(2,161)	-	1,264,760	1,346,030
Yangebup West Development Cont. Plans	419,471	419,471	9,195	8,725	-	-	(2,161)	(375)	426,505	427,821
	<b>16,859,023</b>	<b>16,859,023</b>	<b>325,033</b>	<b>346,209</b>	<b>6,741,922</b>	<b>5,335,002</b>	<b>(6,015,390)</b>	<b>(5,848,477)</b>	<b>17,910,588</b>	<b>16,691,757</b>
<b><i>Total Reserves</i></b>										
	<b>126,599,957</b>	<b>126,599,957</b>	<b>1,857,806</b>	<b>2,150,575</b>	<b>54,643,308</b>	<b>46,889,282</b>	<b>(81,279,201)</b>	<b>(70,513,861)</b>	<b>101,821,869</b>	<b>105,125,953</b>

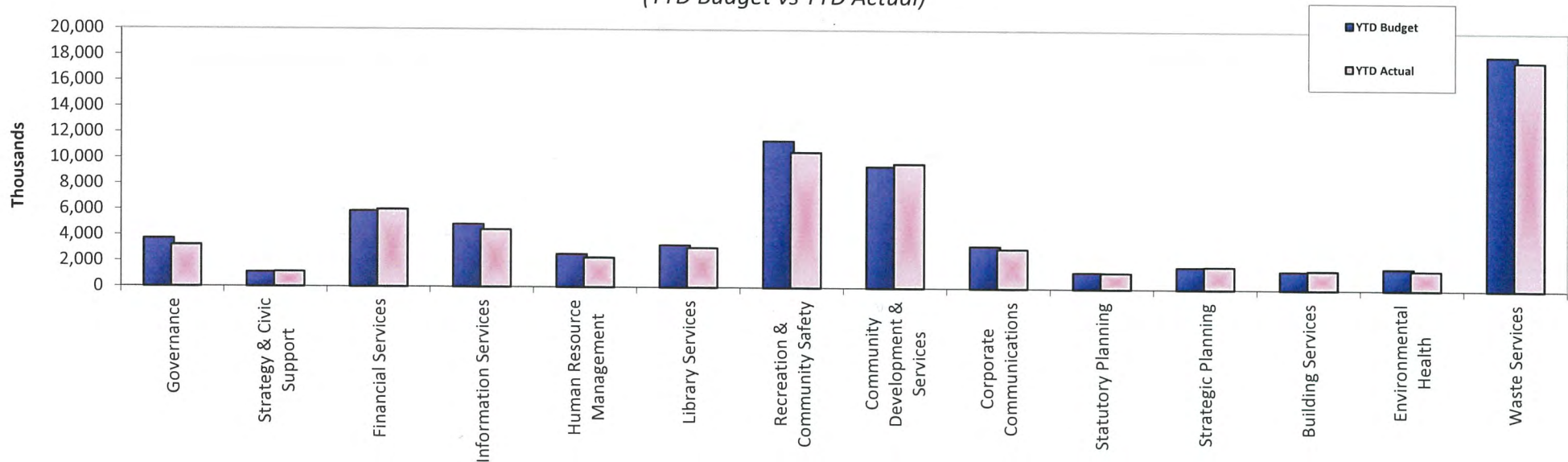
**Operating Income by Nature and Type**  
(YTD Actual)



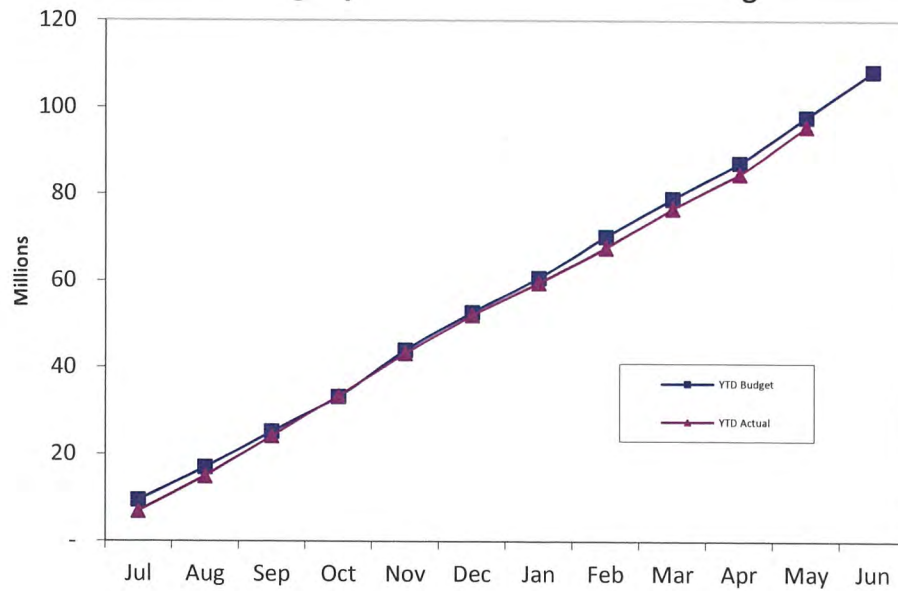
**Operating Expenditure by Nature and Type**  
(YTD Actual)



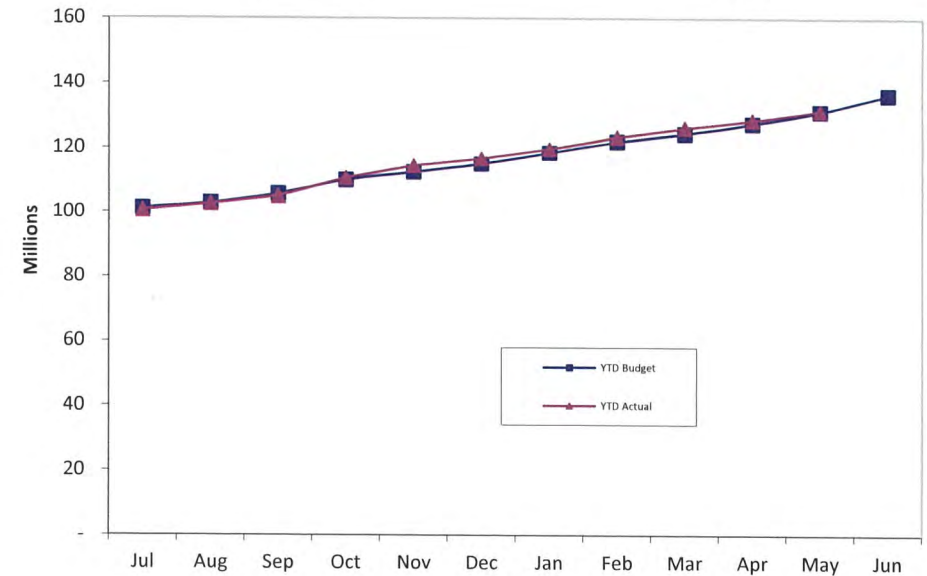
**Operating Expenditure by Business Unit**  
(YTD Budget vs YTD Actual)



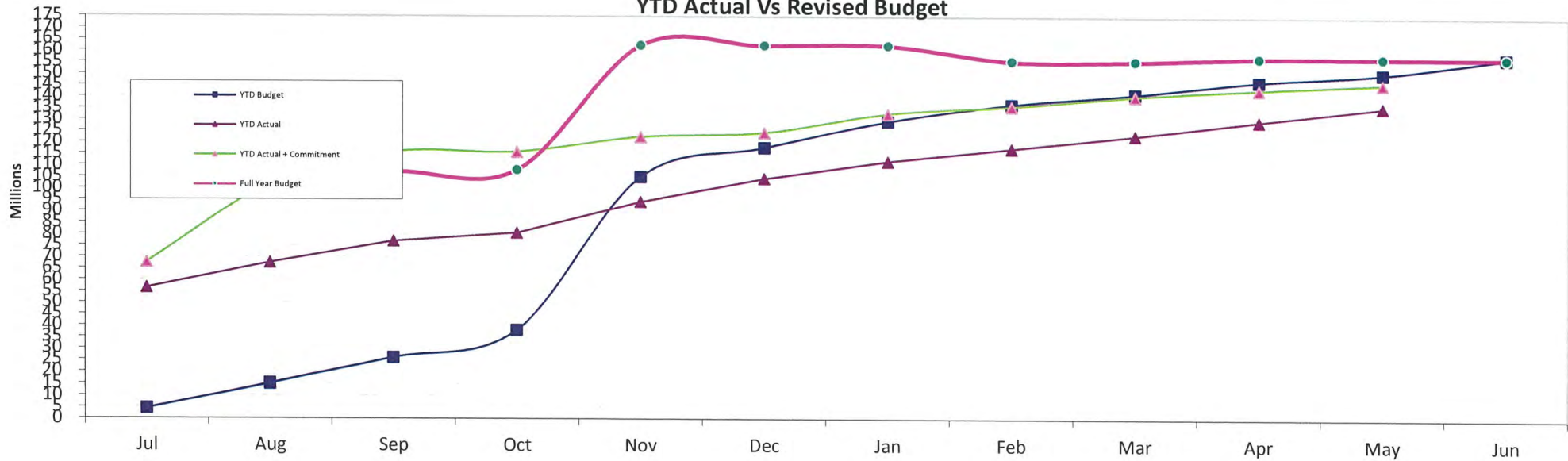
### YTD Operating Expenditure Vs YTD Revised Budget



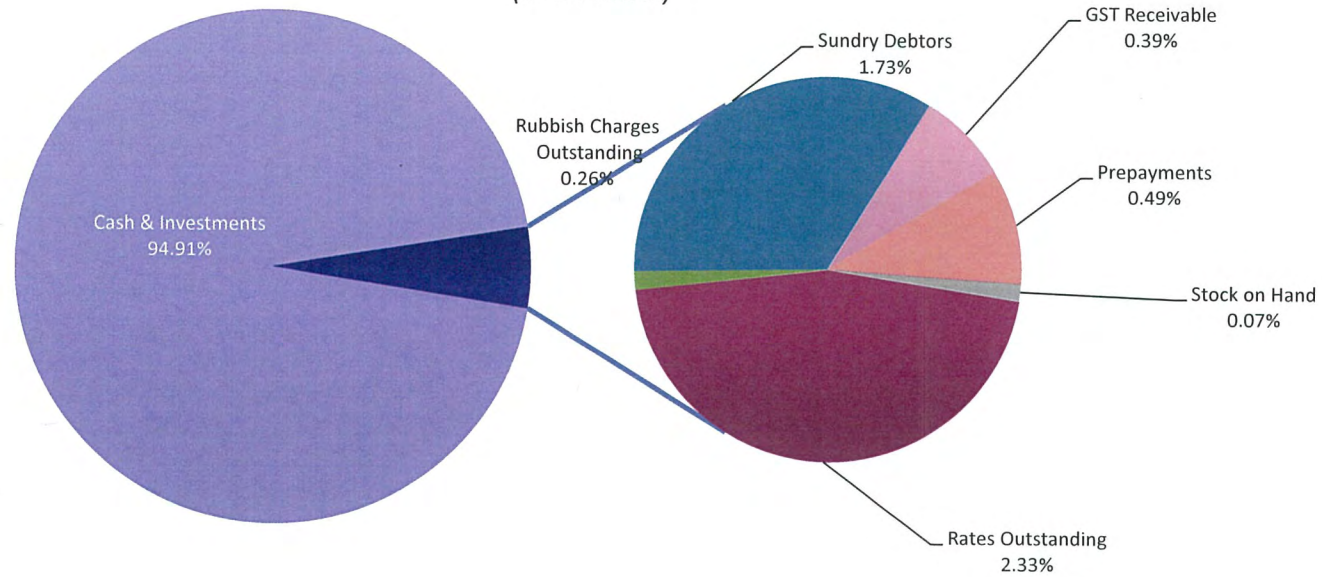
### YTD Operating Income Vs YTD Revised Budget



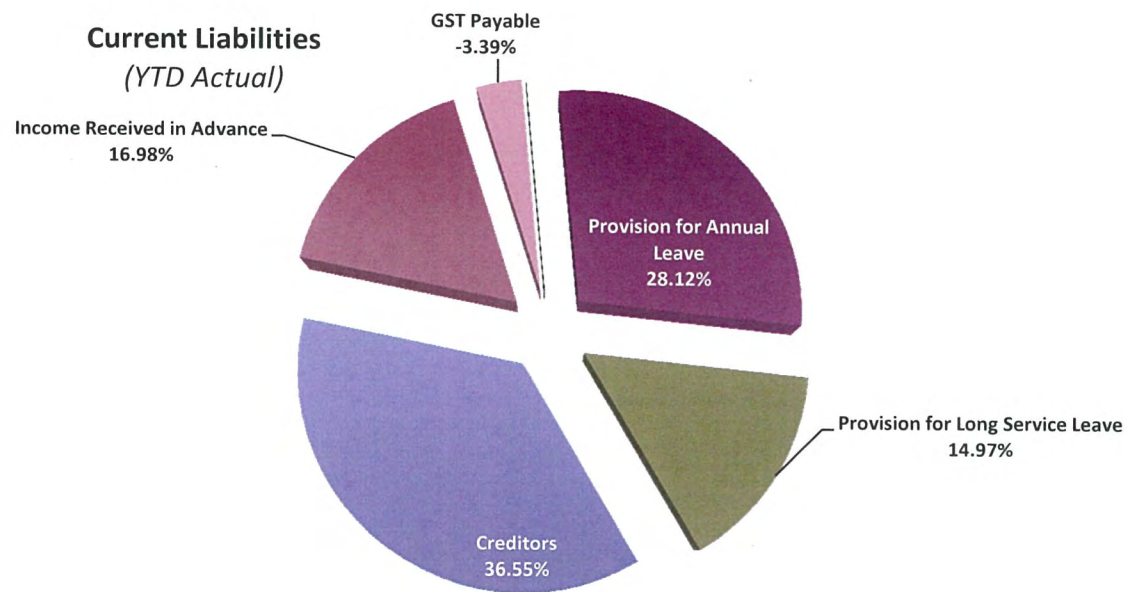
### Capital Expenditure YTD Actual Vs Revised Budget



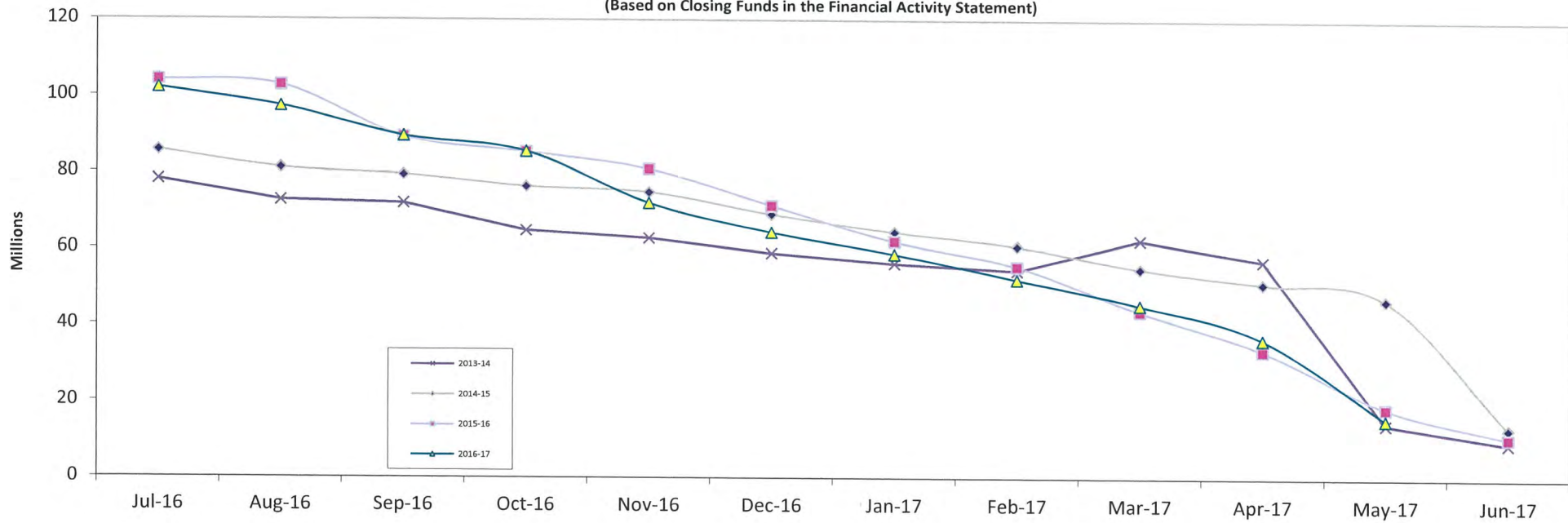
### Current Assets (YTD Actual)



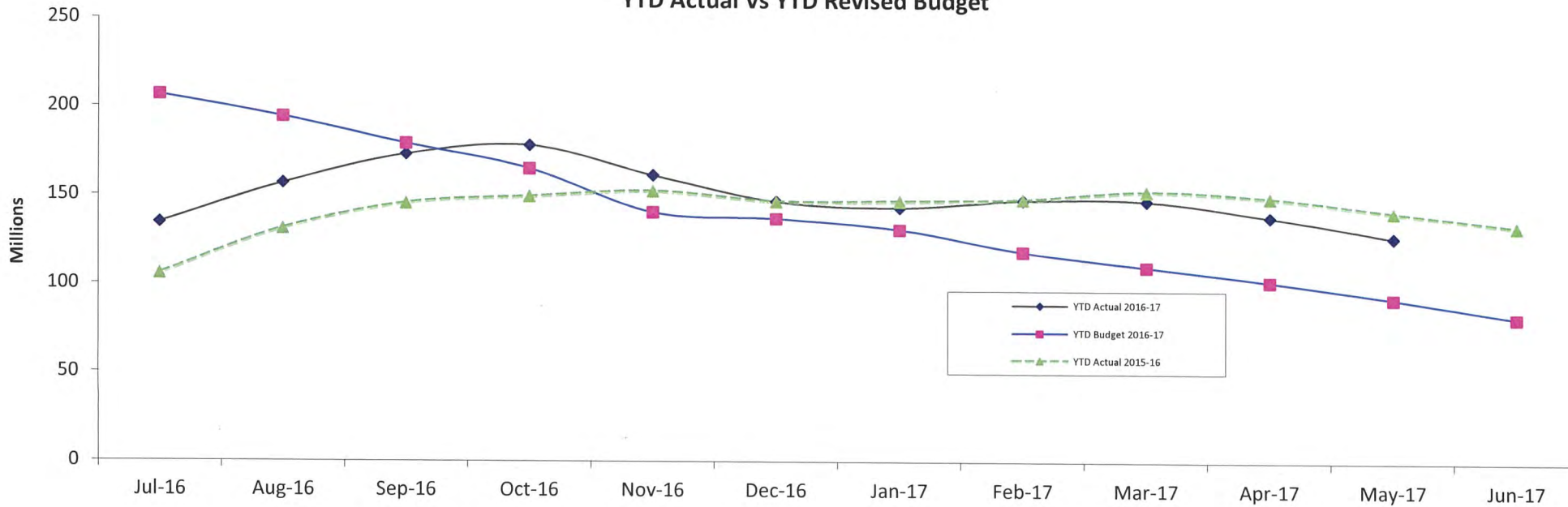
### Current Liabilities (YTD Actual)



**Municipal Liquidity Over the Year**  
(Based on Closing Funds in the Financial Activity Statement)



**Cash & Investments Positions**  
YTD Actual Vs YTD Revised Budget



## DETAILED BUDGET AMENDMENTS REPORT

for the period ended 31 May 2017

					FUNDING SOURCES			
PROJECT/ACTIVITY LIST		ADD/LESS	EXPENDITURE	TF TO RESERVE	RESERVE	EXTERNAL	MUNICIPAL	NON-CASH
CW 1435	CoSafe Mobility Solution	ADD	65,000		(65,000)			
OP 8188	New grant received for TravelSmart initiative	ADD	1,000			(1,000)		
			66,000	0	(65,000)	(1,000)	0	0

**LOCAL GOVERNMENT ACT 1995***City of Cockburn***STANDING ORDERS AMENDMENT LOCAL LAW No 2 2017**

Under the powers conferred by the *Local Government Act 1995* and all other powers enabling it, the Council of the City of Cockburn resolved on ..... to make the following local law amendments

**1. Citation**

This local law may be cited as the *City of Cockburn Standing Orders Amendment Local Law No 2 2017*.

**2. Commencement**

This local law comes into operation 14 days after the day of its publication in the *Government Gazette*.

**3. Principal Local Law amended**

The *City of Cockburn Standing Orders Local Law 2016* published in the *Government Gazette* on 22 September 2016, and amended on 21 March 2017 is referred to as the principal local law. The principal local law is amended.

**4. Part 4 amended**

- (1) In clause 4.2 (1) Delete subclause (11) Petitions
- (2) Delete clause 4.6 Petitions.

\_\_\_\_\_

Dated:.....

The Common Seal of the City of Cockburn was affixed under the authority of a resolution of Council in the presence of—

Logan K Howlett, Mayor

Stephen Cain, Chief Executive Officer

POS	PETITIONS – NOTIFICATION OF RECEPTION TO ELECTED MEMBERS	PSES5
-----	--	-------

<b>POSITION STATEMENT CODE:</b>	PSES5
<b>DIRECTORATE:</b>	Executive Support Department
<b>BUSINESS UNIT:</b>	Executive Support Department
<b>SERVICE UNIT:</b>	Executive Support Services
<b>RESPONSIBLE OFFICER:</b>	Chief Executive Officer
<b>FILE NO.:</b>	182/002
<b>DATE FIRST ADOPTED:</b>	1997
<b>DATE LAST REVIEWED:</b>	10 March 2016
<b>ATTACHMENTS:</b>	N/A
<b>VERSION NO.</b>	3

<b>Dates of Amendments / Reviews:</b>	
DAPPS Meeting:	31 January 2013 27 February 2014 25 February 2016
OCM:	14 February 2013 13 March 2014

## BACKGROUND:

Council is often presented with petitions from ratepayers requesting Council to address a variety of issues.

## PURPOSE:

To ensure petitions received are expeditiously notified to appropriate Elected Members.

## POSITION:

- (1) Upon receipt of a petition the Chief Executive Officer (CEO) shall advise the Mayor and Councillors in whose ward the subject matter of the petition relates of details of the petition received.
- (2) In the event that a petition is presented by a member of the public during public question time at a Council Meeting, the matter will be dealt with in accordance with Clause (1) above.
- (3) In the event that a petition is presented by an Elected Member to a Council Meeting, the Member will present the petition, when called by the Presiding Member to do so, during the Order of Business for the meeting, in accordance with Council's Standing Orders Local Law, Clause 4.7.

POS	PETITIONS – NOTIFICATION OF RECEPTION TO ELECTED MEMBERS	PSES5
-----	---	-------

Procedure:

- (1) All petitions are date stamped on receipt, then forwarded through the internal mail system to the CEO for perusal.
- (2) Once the CEO has read the petition(s) they must be forwarded onto the Governance Unit to prepare a memo to the Mayor and relevant Councillors, which must detail what the petition is about, what the statement reads at the top of the petition and how many signatures were received.
- (3) The memo is to be forwarded to the Mayor and relevant Councillors for their information.
- (4) The petition will then be forwarded onto the relevant officer for attention, if necessary.
- (5) Mayor and relevant Councillors will be notified of the outcome.