



The Council of the City of Cockburn

## Ordinary Council Meeting

# Agenda

Tuesday, 10 February 2026



City of Cockburn  
PO Box 1215, Bibra Lake  
Western Australia 6965

Cnr Rockingham Road and  
Coleville Crescent, Spearwood

Telephone: (08) 9411 3444  
Facsimile: (08) 9411 3333

## Notice of Meeting

Pursuant to Clause 2.4 of Council's Standing Orders, an Ordinary Meeting of Council has been called for Tuesday 10 February 2026.

The meeting is to be conducted at 7:00 PM in the City of Cockburn Council Chambers, Administration Building, Coleville Crescent, Spearwood.

A handwritten signature in black ink, appearing to read 'D. Simms', is positioned above the name and title of the signatory.

Daniel Simms  
**Chief Executive Officer**

## Ordinary Council Meeting, 7:00pm, Tuesday, 10 February 2026

### Table of Contents

	Page
1. Declaration of Meeting.....	5
2. Appointment of Presiding Member (when required).....	5
3. Disclaimer .....	5
4. Acknowledgement of Receipt of Written Declarations of Financial Interests and Conflict of Interest (by Presiding Member) .....	5
5. Apologies and Leaves of Absence.....	5
6. Response to Previous Public Questions Taken on Notice .....	5
7. Written Requests for Leave of Absence.....	5
8. Public Question Time .....	5
9. Confirmation of Minutes.....	6
9.1 Minutes of the Ordinary Council Meeting - 9/12/202 .....	6
10. Deputations .....	6
11. Business Left Over from Previous Meeting (if adjourned) .....	6
12. Declaration by Members who have Not Given Due Consideration to Matters Contained in the Business Paper Presented before the Meeting .....	6
13. Decisions Made at Electors Meeting.....	6
14. Reports - CEO (and Delegates).....	7
14.1 Sustainable Development and Safety .....	7
14.1.1 Recommendation on Final Approval - (Standard) Amendment No.186 to Town Planning Scheme No.3 - Lot 2 (No.46) Sciano Avenue, Success.....	7
14.2 Corporate and System Services .....	36
14.2.1 Permanent Road Closure Portion Garston Way, North Coogee .....	36
14.2.2 Budget Amendments to the 2025-26 Municipal Budget .....	41
14.2.3 Payments Made from Municipal Fund and Local Procurement Summary - November & December 2025.....	46
14.2.4 Monthly Financial Report - November and December 2025 .....	202
14.3 Infrastructure Services.....	247
14.3.1 Intersection of Spearwood Avenue and Beeliar Drive, Spearwood.....	247
14.3.2 Functionality Review - The Siding .....	275
14.3.3 RFT36/2025 - Educting/Cleaning Services - Gully and Access Pits.....	281
14.4 Community and Place .....	288

14.4.1	Aboriginal Cultural and Visitors Centre Update .....	288
14.5	Office of the CEO .....	295
14.5.1	Election Commitments .....	295
14.5.2	Change of Meeting Date - Special Meeting of Council to Adopt Budget .....	299
14.5.3	Submission to the Parliamentary Inquiry into Ways to Modernise the Corruption, Crime and Misconduct Act 2003 .....	301
14.5.4	Petitions Received - 10 December 2025 to 15 January 2026 .....	307
15.	Reports - Standing Committee .....	309
16.	Committee Minutes.....	309
17.	Motions of Which Previous Notice Has Been Given.....	309
18.	Notices Of Motion Given At The Meeting For Consideration At Next Meeting.....	309
19.	New Business of an Urgent Nature Introduced by Members or Officers .....	309
20.	Matters to be Noted for Investigation Without Debate .....	309
21.	Confidential Business .....	309
21.1	Confidential Ranger Matter .....	309
21.2	Confidential Land Matter.....	310
22.	Closure of Meeting .....	310



**Ordinary Council Meeting, 7:00pm, Tuesday, 10 February 2026****Agenda****1. Declaration of Meeting****Acknowledgement of Country**

The City of Cockburn acknowledges the Nyungar people of Beeliar Boodjar. Long ago, now and in the future they care for Country. We acknowledge a continuing connection to Land, Waters and Culture and pay our respects to the Elders, past and present.

**2. Appointment of Presiding Member (when required)****3. Disclaimer**

Members of the public, who attend Council Meetings, should not act immediately on anything they hear at the Meetings, without first seeking clarification of Council's position.

Persons are advised to wait for written advice from the Council prior to taking action on any matter that they may have before Council.

**4. Acknowledgement of Receipt of Written Declarations of Financial Interests and Conflict of Interest (by Presiding Member)****5. Apologies and Leaves of Absence****6. Response to Previous Public Questions Taken on Notice**

Nil

**7. Written Requests for Leave of Absence**

Nil

**8. Public Question Time**

**9. Confirmation of Minutes**

**9.1 Minutes of the Ordinary Council Meeting - 9/12/202**

**Recommendation**

That Council confirms the Minutes of the Ordinary Council Meeting held on Tuesday, 9 December 2025 as a true and accurate record.

**10. Deputations**

**11. Business Left Over from Previous Meeting (if adjourned)**

Nil

**12. Declaration by Members who have Not Given Due Consideration to Matters Contained in the Business Paper Presented before the Meeting**

**13. Decisions Made at Electors Meeting**

Nil

## 14 Reports - CEO (and Delegates)

### 14.1 Sustainable Development and Safety

#### 14.1.1 Recommendation on Final Approval - (Standard) Amendment No.186 to Town Planning Scheme No.3 - Lot 2 (No.46) Sciano Avenue, Success

<b>Executive</b>	Director Sustainable Development and Safety
<b>Author</b>	Senior Strategic Planner and Service Manager Strategic Planning
<b>Attachments</b>	<ol style="list-style-type: none"> <li>1. Amendment No.186 Report (as Advertised) <a href="#">↓</a></li> <li>2. Wentworth Parade Widening Concept Design <a href="#">↓</a></li> <li>3. Schedule of Submissions <a href="#">↓</a></li> <li>4. Schedule of Modifications <a href="#">↓</a></li> </ol>
<b>Location</b>	46 Sciano Avenue, Success
<b>Owner</b>	Phoenix Ridge Pty Ltd
<b>Applicant</b>	Planning Solutions
<b>Application Reference</b>	109/186

#### Recommendation

That Council:

- (1) ENDORSES the Schedule of Submissions prepared in respect of Amendment No.186 to the City of Cockburn Town Planning Scheme No.3 ("Scheme");
- (2) ADOPTS Scheme Amendment No.186 for final approval, as adjusted in the following manner (changes in bold):
  1. Rezoning Lot 2 (No.46) Sciano Avenue, Success from 'Residential (R30)' to 'Development'
  2. Updating the references to DA14 in 'Table 9 – Development Areas' by:
    - a. Renaming the Area, from 'Beenyup Road' to the 'Lot 2 (No.46) Sciano Avenue, Success' (Development Zone),
    - b. Inserting a new provision (provision 4) stating:  
*"The structure plan is to provide for the widening of Wentworth Parade to a minimum reserve width of 32 metres",*
  3. Amending the scheme map accordingly.
- (3) DELEGATES authorisation and submission of the amendment documentation to the Western Australian Planning Commission along with a request for the endorsement of final approval by the Minister for Planning; and
- (4) ADVISES those who made a submission of Council's decision.

## Background

Lot 2 (No.46) Sciano Avenue, Success covers an area of 4.1076ha, roughly bound by Deptford Street and Lewisham Park to the west, Sciano Avenue to the north, Wentworth Parade to the east, and existing houses to the south.

The subject site is located approximately 300 metres southwest of the Cockburn Gateways Shopping Centre and the broader Cockburn Central Secondary Centre.



Figure 1 – Locality Plan – Lot 2 (No.46) Sciano Avenue, Success

Initiated by Council at the [12 August 2025 Ordinary Council Meeting \(Item 14.1.2\)](#), Amendment No.186 to TPS3 seeks to rezone Lot 2 (No.46) Sciano Avenue from 'Residential (R30)' to 'Development'.

On 10 September 2025 the Environmental Protection Authority (EPA) advised the scheme amendment is [unlikely to have a significant effect](#) on the environment, does not warrant formal assessment under Part IV of the *Environmental Protection Act 1986*, and provided advice regarding the future investigation and management of existing vegetation on-site.

On 22 September 2025, the Department of Planning, Lands and Heritage (DPLH) under delegation from the Minister for Planning granted consent to advertise the proposal under section 83A of the *Planning and Development Act 2005*.

**Submission**

The proposed scheme amendment has been lodged by planning consultants, Planning Solutions, on behalf of Phoenix Ridge Pty Ltd (the landowner).

The proposal is part of a staged process, whereby the guiding provisions of the scheme are being modernised to facilitate the preparation of a subsequent local structure plan that better captures the development potential of the site.

**Report**

The purpose of this report is for Council to consider submissions made during the advertising period and make a recommendation to the Minister for Planning on final determination.

Appropriateness of the ‘Development’ Zone

One submission queried the appropriateness of the ‘Development’ Zone, and expressed concern that the Zone objective (below) could lead to unsuitable development of the site that might unreasonably impact on surrounding land use.

*“to provide for future residential, industrial or commercial development to be guided by a comprehensive structure plan prepared under the Scheme.”*

Whilst the Development Zone will allow for the consideration of complementary uses, retention of the DA14 Special Control Area (in particular Provision 2 below), ensures the primary focus of the future structure plan will be for residential housing.

TABLE 9 – DEVELOPMENT AREAS		
REF NO.	AREA	PROVISIONS
DA14	Beenyup Road (Development Zone)	1. An approved Structure Plan together with all approved amendments shall be given due regard in the assessment of applications for subdivision and development in accordance with clause 27(1) of the Deemed Provisions.  2. To provide for Residential development.

Whilst this wording would not preclude future structure planning from considering a mixed-use development outcome that might integrate some commercial use, preparation of a structure plan consisting of zones primarily capable of facilitating industrial or commercial land use would clearly be inconsistent with the intent of the above scheme provision.

The scale of such a proposal would also likely be contrary to the City's [Local Planning Strategy](#) and supporting [Local Commercial and Activity Centres Strategy](#).

Industrial development is unlikely given the site's access limitations and proximity to existing residential land use, which limits the means to create transitional zones or reserves to mitigate or manage future amenity impacts (as would be required under [State Planning Policy 4.1 – Industrial Interface](#)).

The appropriateness or proportion of such zones is not a consideration for the current scheme amendment. The future structure plan will consider the broader implications of any commercial (or other non-residential) type of zone proposed.

A level of commercial development is already approvable under the land's existing 'Residential' zoning in TPS3. Such uses include 'Educational Establishment' (which would include private primary and secondary schools), a 'Place of Worship' and/or 'Child Care Premises'.

Applying a 'Development' zone (or 'Urban Development' under more recently approved local planning schemes) to areas identified as suitable for further intensification is a more contemporary (and deliberately flexible) approach to planning for greenfield sites throughout Western Australia.

#### Native Vegetation

When responding to the Section 81 referral the EPA noted implementation of the amendment may result in the clearing of remnant vegetation, representative of the Banksia Woodlands of the Swan Coastal Plain Threatened Ecological Community (Banksia TEC) and habitat for threatened species of black cockatoo.

The EPA advised the potential impacts on the TEC and black cockatoo habitat should form the subject of further surveys to inform future planning processes.

Separate to this scheme amendment, the applicant has submitted an application seeking approval under the Commonwealth *Environmental Protection and Biodiversity Conservation Act 1999* (EPBC Act) to clear 2.096 hectares of vegetation containing foraging habitat for Black Cockatoos on the site, which includes 1.961 hectares of Banksia TEC.

The application was advertised by the Department of Climate Change, Energy, the Environment and Water (DCCEEW) for a period of 14 days between 4 and 18 November 2025. The City lodged a submission during the advertising period advising it considered approval to clear the TEC and black cockatoo habitat premature ahead of considering a structure plan for the site.

The structure plan process enables consideration of the viability of future subdivision and/or development to retain native vegetation.

The City was concerned approving full clearing ahead of the structure plan process could limit its ability to pursue the protection off some of the best remaining areas of remnant vegetation.



Contrary to the City's input, on 26 November 2025 DCCEEW determined the proposed clearing to be '[Not a Controlled Action](#)'. Providing the landowner obtains the necessary planning approvals (which trigger clearing exemptions under State environmental legislation), the effect of this decision is to allow for the full area of the Black Cockatoo foraging area (including Banksia TEC) to be cleared, without the need to offset the loss of vegetation elsewhere.

Despite the matters raised by the EPA prior to advertising, both State Agencies responsible for providing advice on environmental matters during advertising (Department of Biodiversity, Conservation and Attractions; and Department of Water and Environmental Regulation) made 'no comment' regarding the existing vegetation.

Wherever possible, it is the City's practice to seek the retention of good quality vegetation wherever possible on local environmental and amenity grounds. In this instance the natural contours of the site (which slopes down rapidly west-to-east towards Wentworth Parade) need to accommodate drainage (on the downhill side) and tie into the level of existing roads, likely make retaining existing levels (and associated vegetation) a challenging proposition.

Like the developed outcome to the west, such an outcome may be limited to the retention of a small portion within future public open space, positioned where earthwork levels and servicing arrangements make it practical to achieve. Further input will be sought from both State Agencies through that process.



Figure 2 – Existing Contours – Lot 2 (No.46) Sciano Avenue, Success

### Road Widening

The section of Wentworth Parade abutting the site was constructed in 2001 by the major developer in the area, to facilitate the subdivision of land to the east of Lot 2, between Pearson Drive, Wentworth Parade, Bartram Road and the Kwinana Freeway.

The road was constructed to a boulevard standard with two lanes in either direction north of Malata Crescent, and a single lane of traffic south of Chelsea Circuit, within a total reserve width varying between 32 and 35 metres.

The section adjacent the eastern boundary of Lot 2 was constructed as a single consolidated carriageway (i.e. with no median or protected turning pockets), in anticipation that the road would be upgraded to its ultimate standard upon the subdivision and development of Lot 2.

The current reserve width varies between 16 and 30 metres.

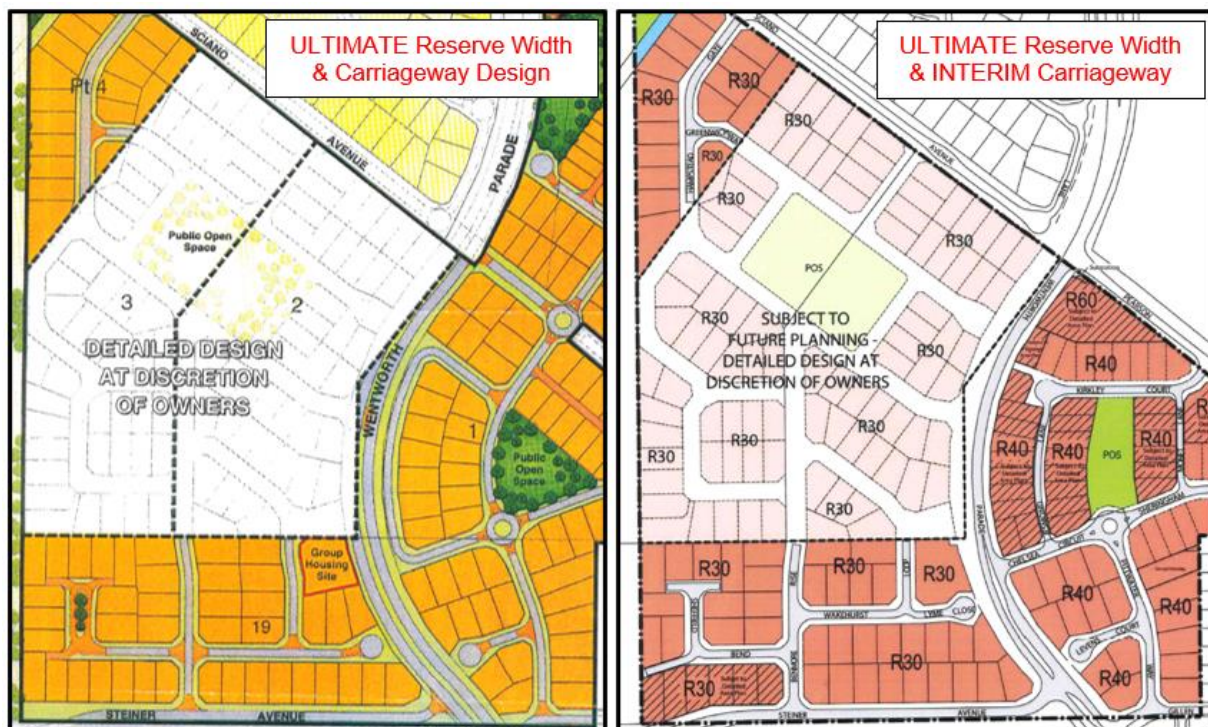


Figure 3 – Existing Reserve Width and extracts of Approved Structure Plans for surrounding land (Wentworth Heights 2001 & 2011)



The attached Concept Design (refer Attachment 2) was prepared by the City to determine the minimum widening required from Lot 2 to achieve a consistent design outcome between Malata Crescent and Chelsea Crescent.

This plan identifies approximately 1,760m<sup>2</sup> of Lot 2 being needed to accommodate the required road infrastructure within a total reserve width varying between 28 and 32 metres. Whilst only conceptual, this width appears likely to accommodate future upgrades, including expanding the central median and providing a pedestrian footpath on the western side.

It is recommended this requirement be inserted as an additional provision for DA14 in Table 9 of the scheme, to ensure the structure plan accommodates the widening required, and the land is ceded to the Crown free of cost at subdivision.

Unless needed to directly facilitate the form of development proposed by the structure plan, future upgrading to the ultimate standard will likely become the City's responsibility.

### **Development Area Name**

Lot 2 was zoned 'Development' and included within a much larger Development Area 14 – Beenyup Road Special Control Area upon gazettal of TPS 3 in December 2002.

The included sections of Beenyup Road (west of Kwinana Freeway) have subsequently been renamed to Pearson Drive and Sciano Avenue.

Besides Lot 2, the remainder of DA14 has been structure planned, developed and rationalised into the scheme via [Amendment No.168](#) (gazetted 8 March 2024).

As the majority of the land has been removed from DA14 and its name reflects an outdated geographical reference, it is recommended that the amendment is modified to be specific to its remaining area, being 'Lot 2 (No.46) Sciano Avenue, Success'.

This revision will also assist in clarifying the road widening required by the new scheme provision (discussed above) is specific to a structure plan prepared for Lot 2.

### **Strategic Plans/Policy Implications**

#### Our Environment

A leader in environmental management that enhances and sustainably manages our local natural areas and resources.

- Protect and enhance our natural areas and streetscapes

#### Our Places

A growing City that is easy to move around and provides great places to live.

- Plan for growth and sustainable development.
- Cockburn Central as the capital of Perth's South Metro Region.

#### Our Governance

A community focused, sustainable, accountable, and progressive organisation.

- Facilitate transparent and accountable governance for today and tomorrow.

**Budget/Financial Implications**

The required fee for the Scheme Amendment has been calculated in accordance with the Planning and Development Regulations 2009 and paid by the applicant.

**Legal Implications**

- Planning and Development Act 2005
- Planning and Development (Local Planning Schemes) Regulations 2015

**Community Consultation**

The amendment was advertised for a period of 42 days in accordance with Part 5, Division 3, Regulation 47 of the Planning and Development (Local Planning Schemes) Regulations 2015, from 23 October to 4 December 2025.

Advertising consisted of a notice on the City's 'Comment on Cockburn' website, and letters to nearby residents, relevant State Government agencies and Service Authorities.

A hard copy of the scheme amendment documentation was also available to view during business hours at the City's Administration Building in Spearwood for the duration of the advertising period.

The City received four submissions, including:

- two from members of the public, raising concerns with the uncertain development outcome and likely loss of vegetation
- two from State Government agencies/servicing authorities providing general comment.

A copy of the Schedule of Submissions, inclusive of officer commentary in response to the individual issues raised, is included (refer Attachment 3). No specific modifications are recommended in response to the submissions received.

**Risk Management Implications**

Under Section 76 of the Planning and Development Act 2005, where a local government has failed to adopt an amendment to a local planning scheme that ought to be adopted, the Minister for Planning may order the local government to adopt the amendment.

In an effort to streamline the planning process in response to current housing supply and affordability concerns, the WAPC may recommend that the Minister removes the requirement for a structure plan to be prepared (by deleting the remaining portion of Development Area 14) but retain the 'Residential' zoning with a higher density coding.

Deleting the requirement for a structure plan would hinder the City's ability to ensure an appropriately coordinated development outcome with adjoining land, such as completing the local road network (by extending any or all of Lewisham Vista, Benmore Rise or Wakehurst Loop), or consolidating public open space contributions with existing facilities (such as an eastern expansion of Lewisham Park).

It could also hinder the City's ability to advance the vegetation management recommendations of the EPA.

**Advice to Proponent(s)/Submitters**

The Proponent(s) and those who lodged a submission on the proposal have been advised this matter is to be considered at the 10 February 2026 Ordinary Council Meeting.

**Implications of Section 3.18(3) Local Government Act 1995**

Nil



Town Planning Scheme No.3  
Amendment No.186  
(Standard)

*Rezoning of Lot 2 (No.46) Sciano Avenue, Success  
from 'Residential (R30)' to 'Development'*

**AUGUST 2025**

***Planning and Development Act 2005***  
**RESOLUTION TO AMEND A TOWN PLANNING SCHEME**

**City of Cockburn**  
**Town Planning Scheme No.3**  
**Amendment No.186**

RESOLVED that the Council, in pursuance of Section 75 of the *Planning and Development Act 2005*, amend the City of Cockburn Town Planning Scheme No.3 by:

1. Rezoning Lot 2 (No.46) Sciano Avenue, Success from 'Residential (R30)' to 'Development'; and
2. Amending the Scheme map accordingly

The Amendment is 'standard' under the provisions of the *Planning and Development (Local Planning Schemes) Regulations 2015* for the following reason(s):

It is an amendment to the local planning scheme that:

- an amendment to the scheme so that it is consistent with a region planning scheme that applies to the scheme area, other than an amendment that is a basic amendment;
- an amendment that would have minimal impact on land in the scheme area that is not the subject of the amendment; and
- an amendment that does not result in any significant environmental, social, economic or governance impacts on land in the scheme area.

Dated this \_\_\_\_\_ day of \_\_\_\_\_ 20\_\_

\_\_\_\_\_  
CHIEF EXECUTIVE OFFICER

## AMENDMENT REPORT

### 1.0 INTRODUCTION

This Amendment has been requested by Planning Solutions on behalf of the landowner, Phoenix Ridge Pty Ltd, to rezone Lot 2 (No.46) Sciano Avenue, Success from its current 'Residential (R30)' to the 'Development' zone.

The site was zoned 'Residential (R30)' upon gazettal of TPS 3 in December 2002, reflective of the predominant zoning in the wider Success locality at that time. Prior to this, the site had been zoned 'Rural' under the City's then District Zoning Scheme No.2.

In April 2024, the City initiated a new local planning scheme, draft Local Planning Scheme No.13 (draft LPS 13). Amongst the changes, draft LPS 13 proposes to rezone Lot 2 to the 'Urban Development' (reflective of the model zone name) and retain a Special Control Area to specify the requirement for subdivision and development to be guided by a structure plan.

Although the changes contemplated by this Amendment to TPS 3 are foreshadowed in draft LPS 13, the timing for gazettal of the new scheme is unknown. At the time of writing, consent to advertise draft LPS 13 has not been granted by the Western Australian Planning Commission and Minister for Planning.

A 'Development' zoning, prior to approval of draft LPS 13, will support the preparation of a structure plan which provides for greater flexibility in residential density currently afforded to the site through its R30 density coding, cognisant of the site's proximity to the Cockburn Central Secondary Centre and major transport infrastructure.

### 2.0 SITE OVERVIEW

The subject site is located in the suburb of Success, located approximately 20km south of the Perth Central Business District and 400m southwest of the Cockburn Gateway Shopping Centre. The site is surrounded by primarily low-density residential development, with instances of higher-density R60 lots to the east, and R160 townhouse dwellings to the northeast.

The site has frontage to three roads, being Deptford Street (Access Street), Sciano Avenue (Access Street) and Wentworth Parade (a local distributor road). The site is located adjacent to three other roads (Lewisham Vista, Wakehurst Loop and Benmore Rise), all of which are likely to be extended through Lot 2, upon future subdivision occurring.

The site features an existing single dwelling with associated shed, landscaping and two crossovers from Sciano Avenue exists on the northern portion of the site. A track along

the perimeter of the site has cleared for use as a managed firebreak.

The southern half of the site is currently occupied by a large portion of vegetation, which may contain Banksia Woodland, a Threatened Ecological Community (TEC) under the *Environment Protection and Biodiversity Conservation Act 1999 (EPBC Act)*.

### 3.0 AMENDMENT TYPE

Part 5, Division 1, Regulation 34 of the *Planning and Development (Local Planning Schemes) Regulations 2015*, identifies different amendment types: basic, standard and complex. Regulation 35(2) requires the local government to specify in their resolutions to prepare or adopt an amendment what type of amendment it is, as well as the explanation for forming that opinion.

This amendment is considered to be a 'standard' amendment, which Regulation 34 describes as:

- a) *an amendment relating to a zone or reserve that is consistent with the objectives identified in the scheme for that zone or reserve;*
- b) *an amendment that is consistent with a local planning strategy for the scheme that has been endorsed by the Commission;*
- c) *an amendment to the scheme so that it is consistent with a region planning scheme that applies to the scheme area, other than an amendment that is a basic amendment;*
- d) *an amendment to the scheme map that is consistent with a structure plan or local development plan that has been approved under the scheme for the land to which the amendment relates if the scheme does not currently include zones of all the types that are outlined in the plan;*
- e) *an amendment that would have minimal impact on land in the scheme area that is not the subject of the amendment;*
- f) *an amendment that does not result in any significant environmental, social, economic or governance impacts on land in the scheme area;*
- g) *any other amendment that is not a complex or basic amendment*

This proposed amendment satisfies pates (c), (e), and (f) of the above criteria.

#### 4.0 LEGAL DESCRIPTION AND OWNERSHIP

The subject site is owned by Phoenix Ridge Pty Ltd. The details of the lot are provided in the table below:

Lot	Diagram	Volume	Folio	Area (m <sup>2</sup> )
2	21743	1256	694	41,076

#### 4.0 PRELIMINARY ENGAGEMENT

The City of Cockburn and Planning Solutions have engaged with the Department of Planning, Lands and Heritage to discuss the merits of this Amendment, ahead of the zoning changes to the site foreshadowed by draft LPS 13.

#### 5.0 PLANNING FRAMEWORK

##### 5.1 State Planning Framework

###### Metropolitan Region Scheme

The subject site is zoned 'Urban' under the Metropolitan Region Scheme (MRS).

The purpose of the 'Urban' zone under the MRS is:

*to provide for residential development and associated local employment, recreation and open space, shopping, schools and other community facilities.*

The site is not located adjacent to any reserve or subject to any additional resolutions under the MRS.

###### Perth and Peel @ 3.5 Million

*Perth and Peel at 3.5 Million* is the overarching spatial planning framework applicable to the Perth and Peel regions. The document provides guidance on where development should occur to ensure sustainable urban growth, protect the environment and heritage and make the most effective use of existing infrastructure. *Perth and Peel @ 3.5 million* sets the context for four draft sub-regional planning frameworks, including the South Metropolitan Peel sub-regional Framework relevant to the subject site (refer below).

Section 4 of the framework provides the strategy and targets for infill residential development, with the aim to deliver a compact and connected city. Specifically, the strategy provides a South Metropolitan Peel sub-region target infill of 44,230 additional dwellings by 2031 and 75,510 dwellings by 2050.



The proposed Amendment will facilitate the preparation of a structure plan, ensuring the proper and orderly development of the subject site for primarily residential purposes, consistent with the long-term infill goals of *Perth and Peel at 3.5 million*.

#### State Planning Policy 3.7 – Bushfire

The subject site is located within a designated Bushfire Prone Area, pursuant to Section 18P of the *Fire and Emergency Services Act 1999*. By virtue of this designation, compliance with *State Planning Policy 3.7 – Bushfire* (SPP 3.7) and the associated *Planning for Bushfire Guidelines* (Guidelines) is necessary.

The current and proposed scheme provisions require preparation of a comprehensive structure plan to be prepared for the site, prior to further subdivision and development being undertaken. Assessment against the provisions of SPP 3.7 and the Guidelines will be undertaken at the structure planning stage once a greater level of detail is provided in respect of matters such as the specific location of residential lots, road, public open space and any retained classifiable vegetation.

#### State Planning Policy 4.2 – Activity Centres

*State Planning Policy 4.2 - Activity Centres* (SPP 4.2) outlines the planning and development of activity centres across Perth and Peel, emphasising the redevelopment and renewal of existing centres.

Cockburn Central, which for the purposes of the policy includes the Cockburn Gateways Shopping Centre and adjacent commercial development within the locality of Success, is classified as a ‘Secondary Centre’. The subject site is located approximately 300m from the Cockburn Central Secondary Centre.

## **5.2 City of Cockburn Local Planning Framework**

#### City of Cockburn Town Planning Scheme No.3

The subject site is zoned ‘Residential (R30)’ under the City of Cockburn Town Planning Scheme No.3. The site is also subject to the Development Area 14 (DA 14) Special Control Area and two Development Contribution Areas (DCAs), being DCA 1 and DCA 13.

The objectives of the ‘Residential’ zone are:

- i) *To provide for a range of housing and a choice of residential densities to meet the needs of the community.*
- ii) *To facilitate and encourage high quality design, built form and streetscapes throughout residential areas.*
- iii) *To provide for a range of non-residential uses, which are compatible with and complementary to residential development.*

The objective of the 'Development' zone is:

*To provide for future residential, industrial or commercial development to be guided by a comprehensive Structure Plan prepared under the Scheme.*

Since TPS 3 was gazetted in 2002, changes in typical practice have seen growth areas which require preparation of local structure plans zoned as 'Development', in lieu of 'Residential'. Such an approach affords greater flexibility to the local structure planning process, without the need to seek approval of a scheme amendment for any changes to residential density codings.

#### City of Cockburn Local Planning Strategy

The City of Cockburn Local Planning Strategy (LPS) was approved by the WAPC in October 2024.

The LPS sets out the planning direction for the City to investigate the opportunity for the Cockburn Central Activity Centre to be reclassified as a 'Strategic Metropolitan Centre', based on the function of the centre. Facilitating residential development opportunities within proximity to the Cockburn Central Activity Centre will assist in providing additional population to support a potential elevation of this centre.

### **6.0 PROPOSAL**

This amendment to TPS3 proposes to rezone the subject from the 'Residential (R30)' to 'Development'.

The amendment seeks to retain the existing Development Area 14 (Beenyup Road) Special Control Area, to ensure that there remains a head of power under TPS 3 for a local structure plan to be prepared and approved prior to subdivision and development of the site being undertaken.

The rezoning to the 'Development' zone will ensure that there is a flexible approach to future structure planning, without being hindered by a fixed residential coding.

### **7.0 CONCLUSION**

The proposed Amendment has been prepared to support greater flexibility, responding to the site's proximity to major infrastructure and the Cockburn Central Secondary Centre. The Amendment will ensure that future residential subdivision remains capable of being coordinated by a comprehensive local structure plan, without a fixed density coding, ahead of approval of the City's draft LPS 13.

***Planning and Development Act 2005*****City of Cockburn  
Town Planning Scheme No.3  
Amendment No.186**

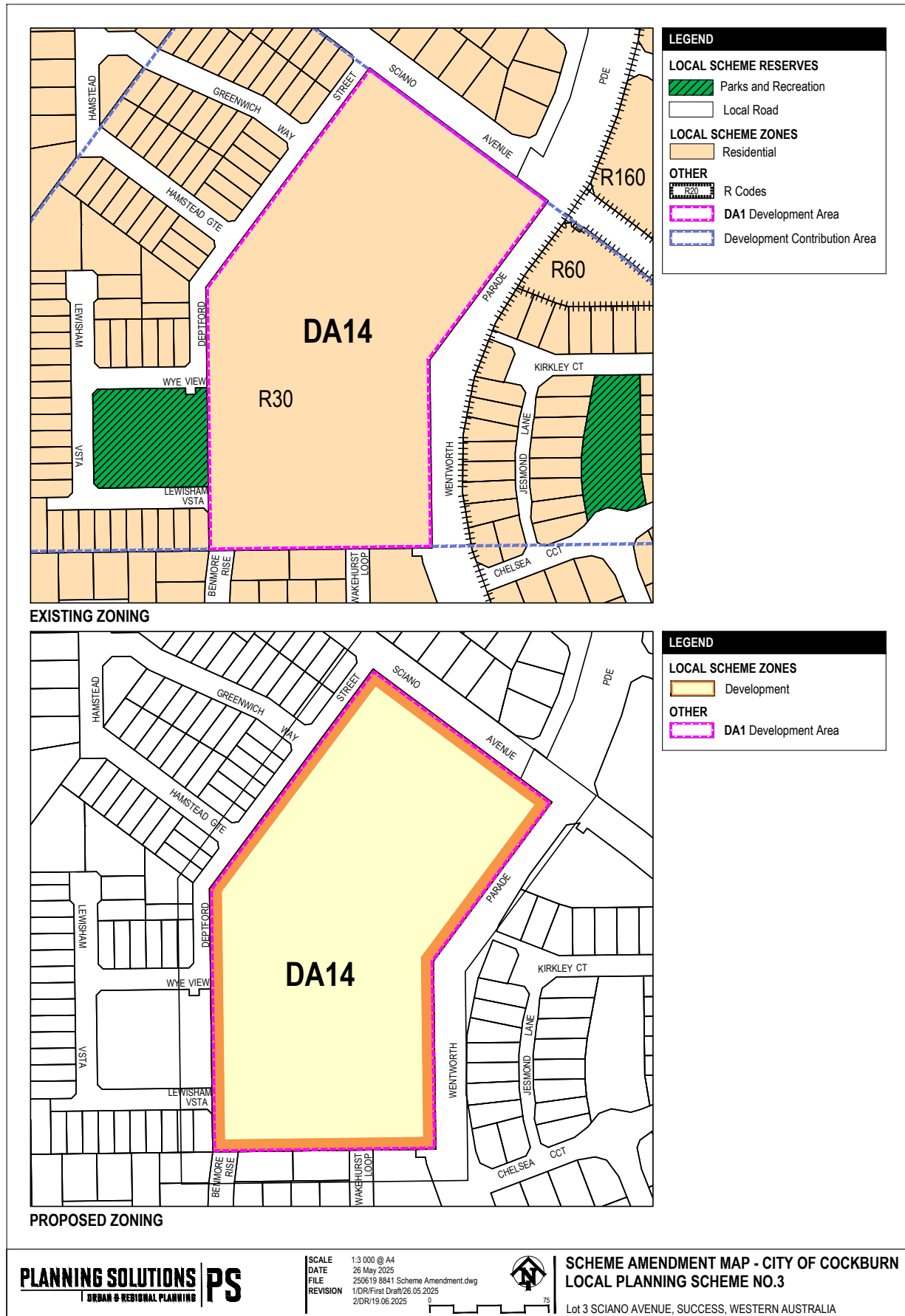
RESOLVED that the Council, in pursuance of Section 75 of the *Planning and Development Act 2005*, amend the City of Cockburn Town Planning Scheme No.3 by:

1. Rezoning Lot 2 (No.46) Sciano Avenue, Success from 'Residential (R30)' to 'Development'; and
2. Amending the Scheme map accordingly

The Amendment is 'standard' under the provisions of the *Planning and Development (Local Planning Schemes) Regulations 2015* for the following reason(s):

It is an amendment to the local planning scheme that:

- an amendment to the scheme so that it is consistent with a region planning scheme that applies to the scheme area, other than an amendment that is a basic amendment;
- an amendment that would have minimal impact on land in the scheme area that is not the subject of the amendment; and
- an amendment that does not result in any significant environmental, social, economic or governance impacts on land in the scheme area.



**ADOPTION**

Adopted by resolution of the Council of the City of Cockburn at the Meeting of the Council held on 12<sup>th</sup> day of August 2025.



MAYOR

CHIEF EXECUTIVE OFFICER

**FINAL APPROVAL**

Adopted for final approval by resolution of the City of Cockburn at the Meeting of the Council held on the \_\_\_\_\_ day of \_\_\_\_\_, and the Common Seal of the City of Cockburn was hereunto affixed by the authority of a resolution of the Council in the presence of:

\_\_\_\_\_  
MAYOR

(Seal)

\_\_\_\_\_  
CHIEF EXECUTIVE OFFICER

Recommended/Submitted for Final Approval

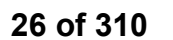
\_\_\_\_\_  
DELEGATED UNDER S.16 OF  
THE P&D ACT 2005

DATE \_\_\_\_\_

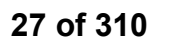
Final Approval Granted

\_\_\_\_\_  
MINISTER FOR PLANNING

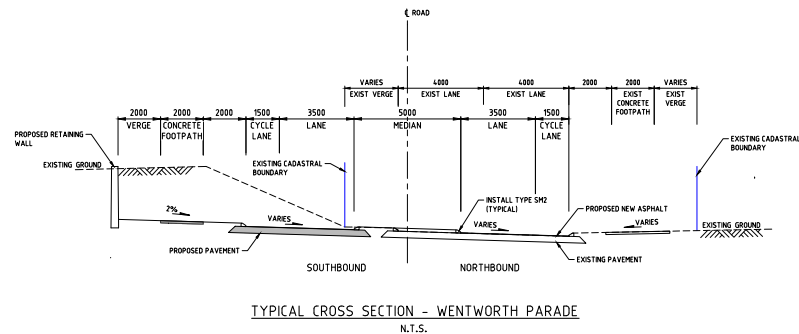
DATE \_\_\_\_\_







3006481-638-TX01



- NOTES:
- 1. ALL DIMENSIONS ARE IN MILLIMETRES UNLESS OTHERWISE NOTED.
  - 2. EXISTING DIMENSIONS ARE APPROXIMATE ONLY.

					CITY OF COCKBURN		TITLE WENTWORTH PARADE PROPOSED WIDENING - MALATA CRES TO STEINER AVE TYPICAL CROSS SECTION	DESIGNED	SH	APPROVED	SCALE	NTS	JOB No.	3006481-638	REV	
A	ISSUED FOR REVIEW	SH	02/12/25		9 COLEVILLE CRESCENT, SPEARWOOD WA 6163			DRAWN	SH		DWG No.		SHEET No.			
REV	DESCRIPTION	DRAWN	DATE		PHONE: (08) 9411 3444 FAX: (08) 9347 3333			CHECKED			3006481-638-TX01					
								DESIGN MANAGER								



File No. 109/186

## Schedule of Submissions

## Scheme Amendment No. 186 – Lot 2 (No.46) Sciano Ave, Success

No.	Name/Address	Submission	Recommendation
1	Name and Address withheld	<p><b>COMMENT:</b> I wanted to reach out and share my thoughts about the zoning of this property. I really believe that protecting the environment should be the top priority here. Turning this land into a development site would cause more traffic, dust, litter, and could harm the local wildlife that calls this area home.</p> <p>I'm concerned about how development might disrupt the natural habitat and negatively impact the many animals living nearby. I think preserving this green space is really important for maintaining the health of our environment.</p> <p>While I understand there might be benefits to increasing housing options, I believe keeping the lot as Residential is the best choice for the environment and the community.</p> <p>If there's a vote on this, I kindly ask that you consider prioritizing the ecological and natural value of this land.</p>	<p>1. The Amendment area has been identified as a site for residential development since the gazettal of Town Planning Scheme No.3 (TPS 3) in 2002 by virtue of its 'Residential (R30)' zoning and the need for subdivision and development to be guided by a structure plan.</p> <p>Whilst a 'Development' zone may facilitate higher residential to be considered through a structure plan, this in itself is not considered to result any additional environmental impacts to the site than what could otherwise occur through the existing local planning scheme zoning.</p> <p>2. Future subdivision of the site will likely reduce the extent of the existing environmental attributes on the site, as the site transitions from its formal rural use to accommodating urban development. The preparation of a future structure plan provides an opportunity to consider retention of existing vegetation within public open space and road reserves.</p>
2.	Department of Water and Environmental Regulation (DWER), Mandurah WA	<p><b>COMMENT:</b> The Department has reviewed the proposed planning scheme amendment document and has no objections to the proposed planning scheme amendment.</p> <p>The Department provides the following advice regarding the proposed amendment.</p> <p><b>Issue</b> Better Urban Water Management</p> <p><b>Advice</b> Any future local structure plan for the site should be supported by an endorsed Local Water</p>	<p>1. Comment noted. A Local Water Management Report will be required as a technical report to inform a future structure plan for Lot 2.</p>

		<p>Management Strategy (LWMS). The LWMS will need to demonstrate how the subject area will address water use and stormwater management and should contain a level of information that demonstrates the site constraints and the level of risk to the water resources.</p> <p>In the event there are modifications to the proposal that may have implications on aspects of environment and/or water management, the Department should be notified to enable the implications to be assessed.</p>	
3.	Dept of Biodiversity, Conservation and Attractions (DBCA) – Crawley WA	<b>COMMENT:</b> The Department of Biodiversity Conservation and Attractions - Swan Region Office has no comments on the proposed Scheme Amendment.	1. Comment noted.
4	Name and Address withheld	<p><b>OBJECT:</b> As the Owner of *redacted address*, Success, an address that is directly opposite to Lot 2 No.46, this matter directly concerns my wife and me. We would like the opportunity to be heard and consulted on this subject.</p> <p><b>Our Understanding</b> Your letter states that Council at its meeting on 12 August 2025 initiated the proposed scheme amendment no. 186 to City of Cockburn Town Planning Scheme No.3 – Proposed rezoning of Lot 2 (No. 46) Sciano Avenue, Success from 'Residential (R30)' to 'Development'. It also states that a 'Development' zoning will support further planning being undertaken for the site through a future local structure plan, which will consider matters such as residential density, roads and public open space. This means that at this stage the City has no idea what is proposed, but is opening it up to all the possibilities (residential, industrial and/or commercial).</p> <p>Further, we found a document that outlines the City of Cockburn's intentions further titled 'Town</p>	<p>1. <b>Appropriateness of zoning and land use</b> – Zoning a site 'Development', in lieu of a specific 'Residential' zoning and density coding represents a contemporary approach to planning in growth areas, where a structure plan is required to provide a framework for future subdivision of a site. The site has been long been zoned under TPS 3 to facilitate residential development of the site.</p> <p>The 'Development' zone is applied more broadly to sites requiring structure planning, which could include industrial and commercial type zones and land uses. In this instance, it is anticipated that the Amendment area's proximity to existing residential land uses and the existing road network is more likely to lend itself to residential development, however, this may include retail and commercial uses, including those which are otherwise already capable of approval in a 'Residential' zone under TPS 3.</p> <p>The preparation of a structure plan, as required under the Development Area 14 provisions, will consider the specific zones with reference to those under TPS 3 and ultimately guide the appropriateness of land uses.</p> <p>2. <b>Health and safety impacts</b> – Future works will invariably have some short-term impacts on existing residential development, particularly in preparing the site for future development, through subdivisional works (which may include removal of existing vegetation, earthworks and civil</p>

		<p>Planning Scheme No.3 Amendment No.186 (Standard)' dated August 2025 (<b>Rezoning Scheme Report</b>). This Rezoning Scheme Report provides that:</p> <ul style="list-style-type: none"> <li>the landowner of Lot 2 No.46 is Phoenix Ridge Pty Ltd and the rezoning amendment was sought by them;</li> <li>the Rezoning Scheme Report proposes to rezone Lot 2 No.46 from Residential R30 to 'Development';</li> <li>The City of Cockburn sought a new local planning scheme, titled LPS 13, in April 2024 which proposed to rezone Lot 2 No.46 to 'Urban Development';</li> <li>LPS 13 had not yet been granted by the Western Australian Planning Commission and Minister for Planning;</li> <li>a 'Development' zoning prior to any approval of LPS 13 would 'support' preparation of a structure plan and provide for 'greater flexibility' in residential density currently afforded by a 'Residential R30' zone;</li> <li>the southern half of Lot 2 No.46 is occupied by a 'large portion of vegetation which may contain banksia woodland, a threaten ecological community under the Environment Protection and Biodiversity Conservation Act 1999 (WA);</li> <li>The amendment was considered to be a 'standard' amendment, which includes amendments that would have a minimal impact on land in the scheme area that is not the subject of the amendment or result in any significant environmental, social, economic or governance impact;</li> <li>The City of Cockburn has engaged with the Department of Planning, Lands, and Heritage to discuss the merits of this amendment;</li> <li>The amendment aims to be in line with the goals of 'Perth and Peel at 3.5 million'</li> </ul>	<p>engineering works). Such works will need to comply with the applicable regulatory approvals, which may include planning, building and health approvals issued by the local and state government, with contractors obligated to comply with relevant health and safety legislation.</p> <p>Where earthworks are proposed, contractors may offer nearby landowners a dilapidation survey (or similar), prior to works commencing, where there is potential for such works to damage nearby properties and infrastructure.</p> <ol style="list-style-type: none"> <li><b>Privacy Concerns</b> – The specific type of housing product, including any multiple dwelling development, will be considered as part of the future structure planning for the site and consequent development applications. The impact on nearby residents in relation to visual privacy will be considered in the context of how a development complies with the Residential Design Codes.</li> <li><b>Public loitering</b> – The potential for people to 'loiter' around future development is not considered to be a valid planning reason to prevent a change in zoning being advanced. Future subdivision of the site will include public roads and public open space that the public at large are entitled to use.</li> <li><b>Child safety on driveways</b> – Future development will invariably lead to additional traffic, as more people live, work and recreate within an area. There is no evidence to suggest that additional traffic in immediate area will present any additional risk to children playing or cycling on driveways or elsewhere. Additional provision of public open space, when the site is subdivided, will assist in providing additional opportunities for children to play.</li> </ol>
--	--	--	---

	<ul style="list-style-type: none"><li>• The rezoning ensures there is a 'flexible approach to future structure planning'.</li></ul> <p><b>Our Concerns</b></p> <p>Generally, we find the City of Cockburn's plans outlined in the letter and Rezoning Scheme Report vague and concerning.</p> <p>The City of Cockburn seeks to change the zoning of Lot 2 No.46 from residential to a development zone that is defined as:</p> <p><i>"to provide for future residential, industrial or commercial development to be guided by a comprehensive structure plan prepared under the Scheme."</i></p> <p>It appears that any development could range from residential housing to larger residential, industrial or commercial projects. This is very vague - what is meant by industrial or commercial development?</p> <p>Without any specific answer, the City of Cockburn is basically asking residents to support an open cheque/any development in the future.</p> <p>Nonetheless, any development will cause a large amount of change and disruption to the surrounding area of Lot 2 No.46. This plan opening the possibility of developing larger residential (like high density housing/townhouses, multi-story apartments), industrial or commercial projects which will significantly impact the houses around Lot 2. No.46, including the lots at Deptford Street. We have a number of concerns, including but not limited to:</p> <ul style="list-style-type: none"><li>• Structural Concern – at *address redacted*, we have a high retaining wall, about 1-2 meters high which is the main foundation of our property. As our house is supported by</li></ul>	
--	---	--

		<p>this retaining wall, we are immensely worried what impact heavy construction will have on this wall due to vibrations etc. Any impact on the retaining wall could cause our house to fall and put our lives, which includes a 6-month-old baby, in jeopardy;</p> <ul style="list-style-type: none"><li>• Environmental safety concern – we presume that the reference to southern area of Lot 2 No.46 is a curbed section of Wentworth Parade, which is opposite to the lots 18 Kirkley Court to 141 Wentworth Parade, Success. At this southern section of Lot 2 No.46 is a rather steep sandy and hilly section. This raises questions as to the suitability of any multistorey residential, industrial or commercial building.</li><li>• Privacy – given we are right across lot 2 no.46, any multistorey building is likely to have a view overlooking our property at *address redacted*;</li><li>• Noise – any large development is likely to create heavy noise, which heavily disrupt our comfort and enjoyment of being at home. Further heavy noise may impact our baby's development;</li><li>• Safety 1 – if the final plan involves industrial or commercial development, we are worried about more members of the public loitering around our residential area. This is different from the apartments at the Woolworths side of gateway shopping centre as there are apartment block which require secure access and the apartments are on a high storey, so there is some distance between the apartment and the public. If an industrial or commercial development were made right by our front door, we could have more people around our area and this increases the chances of someone, with ill intention, walking up to our front door without any barrier or distance giving us some safety as *address redacted* is a single storey home;</li></ul>	
--	--	---	--

		<ul style="list-style-type: none"><li>• Safety 2 – There are a number of young families within this area with a number of young kids riding their bikes/playing on the driveways, etc. The increased development will in turn raise the number of cars/traffic within this area and put the kids under risk.</li></ul> <p>Overall, there is little information as to the City's plans and it causes us trepidation that some large-scale unknown project could be built right on our doorstep. <b>Therefore, we do not support the rezoning of Lot 2 No.46.</b></p> <p>We would be open to considering any plans by the City of Cockburn or Phoenix Ridge Pty Ltd if it provided further details.</p>	

File No. 109/186

**SCHEDULE OF MODIFICATIONS  
PROPOSED AMENDMENT NO. 186**

<b>NO.</b>	<b>MODIFICATION PROPOSED</b>	<b>ADVERTISED Y/N</b>	<b>EXPLANATION FOR MODIFICATION</b>
1	Amending the name of 'Development Area 14 – Beenyup Road (Development Zone)' to 'Development Area 14 – Lot 2 (No.46) Sciano Avenue, Success.	N	To reflect the previous rationalisation of Development Area 14 to cover only Lot 2 (No.46) Sciano Avenue, Success, following the gazettal of Amendment No.168 on 8 March 2025
2	Under the provisions for Development Area 14 (DA14) Beenyup Road in 'Table 9 – Development Areas', insert the following:  4. The structure plan is to provide for the widening of Wentworth Parade to a minimum reserve width of 32 metres.	N	To set out the expectation for future subdivision of the site to include widening of Wentworth Parade to its ultimate width.

## 14.2 Corporate and System Services

### 14.2.1 Permanent Road Closure Portion Garston Way, North Coogee

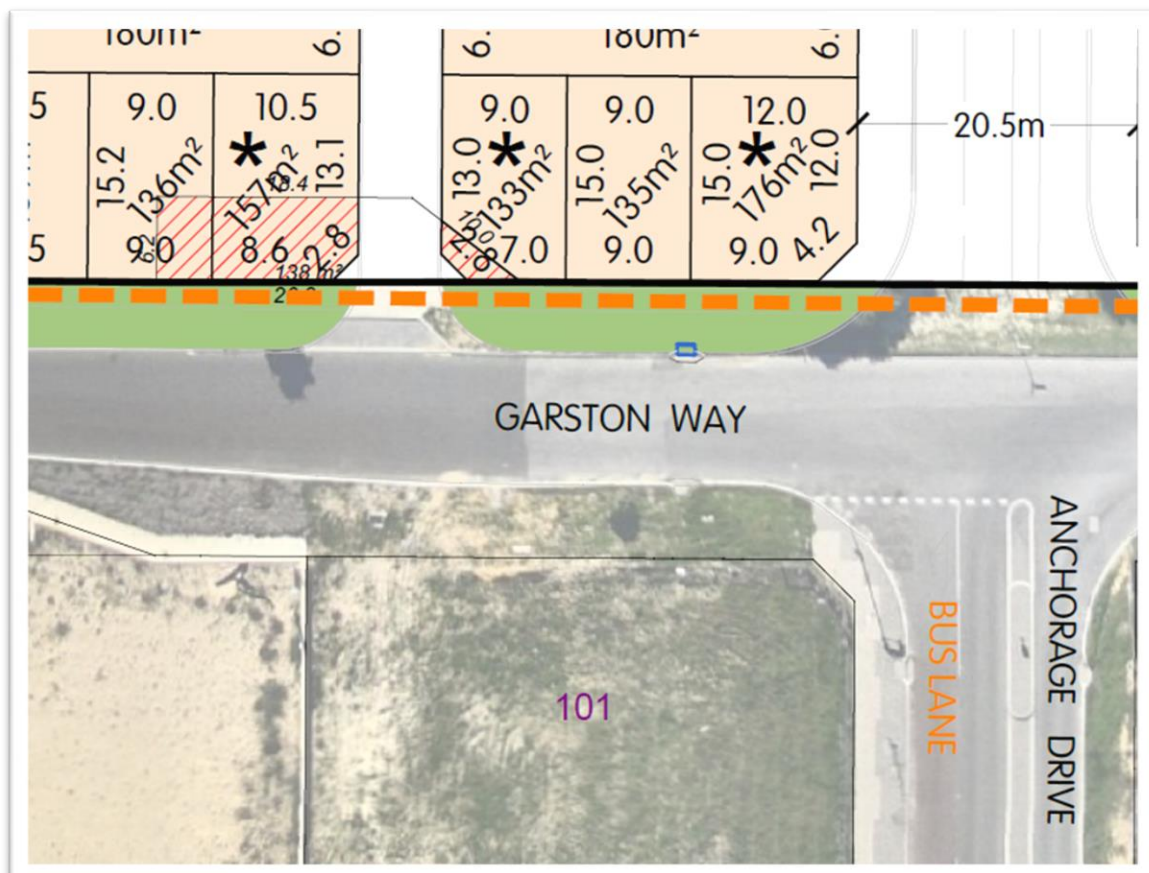
<b>Executive</b>	Director Corporate and System Services
<b>Author</b>	Senior Property Services Officer
<b>Attachments</b>	1. Plan of Subdivision <a href="#">↓</a>

#### Recommendation

That Council SUPPORTS the proposal for the State of Western Australia to transfer their ownership (closure) of a portion of road reserve located at Garston Way, North Coogee, for amalgamation with an adjacent property situated at 9002L Garston Way, North Coogee and described as Lot 9002 on DP420878.

#### Background

The subject portion of road reserve is situated adjacent to the southern boundary of 9002L Garston Way, North Coogee. An image of the portion road closure is shown below and is identified with red hatching.





The road reserve was originally designed for a cul-de-sac ending at Garston Way, as shown in the historic image below.



Garston Way has since been extended westward to intersect with Bennett Avenue, thereby eliminating the need for the existing cul-de-sac and rendering the residual 99m<sup>2</sup> portion of the road reserve surplus to requirements.

The City has conducted a Dial Before You Dig enquiry which identified no services will be impacted by the part road closure. Western Power have also advised there are no assets within the proposed area of road closure.

### Submission

Braykell Four Pty Ltd submitted application 201754 to the Western Australian Planning Commission for a high-density residential subdivision, which was approved on 20 October 2025.

The Western Australian Planning Commission (WAPC) granted approval partially on the basis of the Plan of Subdivision endorsed by the Department of Planning, Lands and Heritage (DPLH), which was date-stamped 30 September 2025.

The permanent road closure of the subject surplus road reserve will enhance the proposed development and enhance the streetscape of Garston Avenue.

A copy of the Subdivision Plan can be viewed (refer Attachment 1).

In accordance with section 58 (3) of the *Land Administration Act 1997* concerning road closures, the City published a notice in a local newspaper regarding the

proposed closure for the required 35-day period ending on Friday, 12 December 2025. No responses or submissions were received following this advertisement.

If Council agrees, Braykell Four Pty Ltd will buy the proposed closed road from the State and cover all related closure costs.

Western Power have advised no objection to the proposal of road reserve closure and amalgamation subject to the provision for a substation site within the proposed development.

The Department of Planning, Lands and Heritage has no objection, pending a formal application and due diligence by the proponent.

## **Report**

This report fulfils the statutory administrative obligations specified in the Land Administration Act 1997. Endorsement from Council is necessary to enable the proponent to advance the permanent road closure proposal with the State of Western Australia.

This report has been prepared in response to a request from Braykell Four Pty Ltd, seeking Council's support for the permanent closure of a portion of road reserve on Garston Way, North Coogee.

The purpose of the request for part road closure and amalgamation is to facilitate design potential and enhance the aesthetics of the development once completed, thus complimenting the development of the surrounding area.

## **Strategic Plans/Policy Implications**

### Our Economy

Attracting investment, supporting business and visitor growth and boosting local jobs through vibrant hubs.

- Facilitate economic growth and employment opportunities.

### Our Places

Enhancing distinctive, liveable areas with well-connected, safe transport options.

- Strengthen unique, liveable and adaptive places.

## **Budget/Financial Implications**

N/A

## **Legal Implications**

Land Administration Act 1997

## **Community Consultation**

N/A

**Risk Management Implications**

Council's endorsement of the recommendation does not present any risk to the City. To further reduce potential risks, the City consulted Western Power and the Department of Planning, Lands and Heritage, who both indicated no objections to the proposal. Additionally, the Western Australian Planning Commission approved Application 201754 on 20 October 2025, offering further support for the proposal.

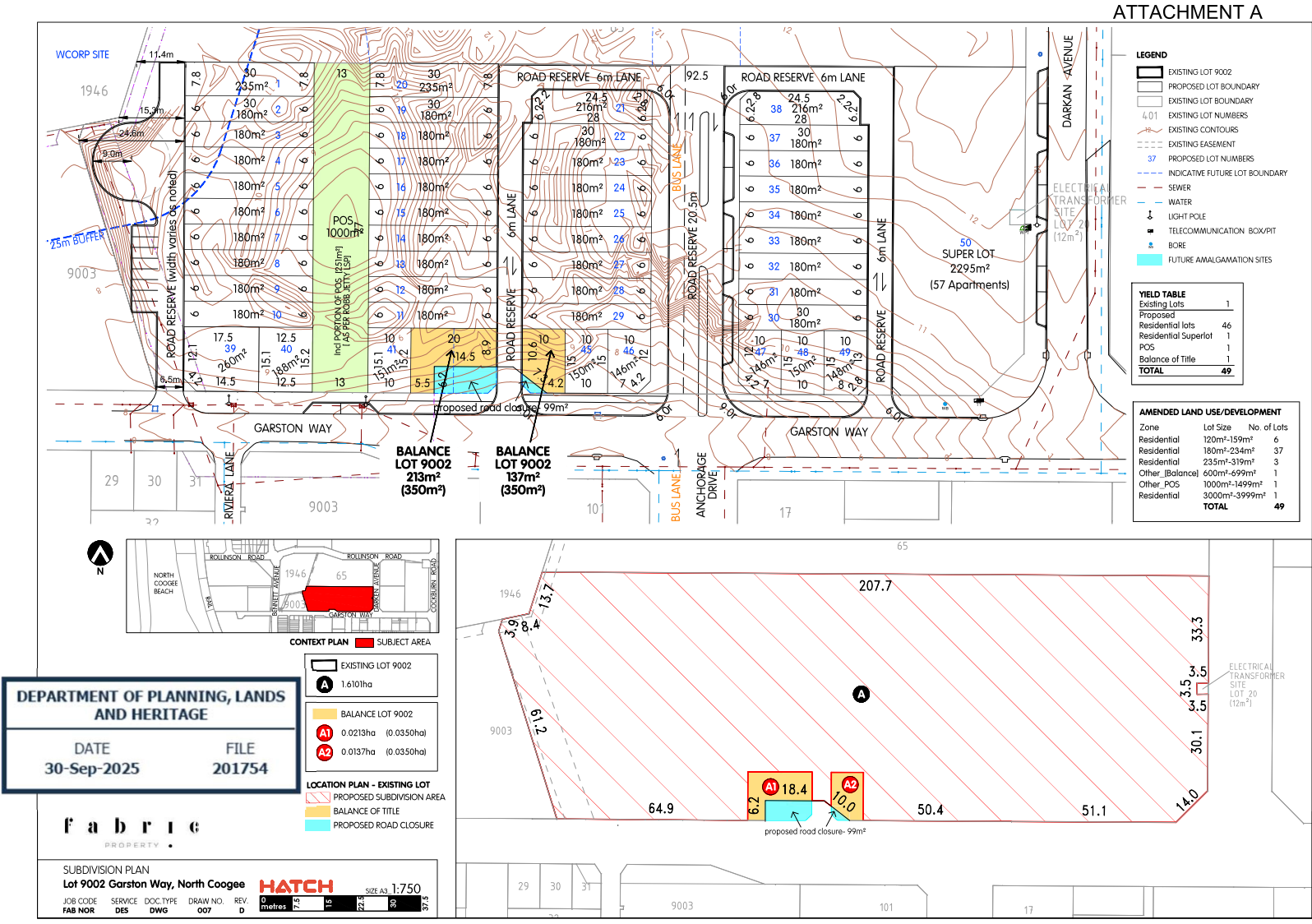
If Council rejects the proposed road closure, it will affect the development and could damage the City's reputation, discouraging future investors in similar large-scale projects.

**Advice to Proponent(s)/Submitters**

The proponent of the proposal has been advised that this matter is to be considered at the Ordinary Council Meeting to be held 10 February 2026.

**Implications of Section 3.18(3) *Local Government Act 1995***

Nil



**14.2.2 Budget Amendments to the 2025-26 Municipal Budget**

**Executive** Director Corporate and System Services  
**Author** Service Manager Strategic Finance  
**Attachments** 1. Schedule of Budget Amendments - January 2026 [↓](#)

**RECOMMENDATION**

That Council:

- (1) AUTHORISES the amendment of the 2025-26 Municipal Budget as detailed in the attached schedule and summarised below:

<b>Nature</b>	<b>Budget Surplus Impact \$</b>
<i>FY26 Amended Budget Deficit</i>	<i>(74,295)</i>
<u>Budget amendments proposed:</u>	
Operating expenditure - increase	(122,200)
Operating income - increase	122,200
Capital expenditure - increase	(1,061,642)
Net Financial Reserves drawdown - increase	1,016,642
Net budget adjustment - attributed to these changes	NIL
<i>Revised FY26 Budget Deficit</i>	<i>(74,295)</i>

- (2) AMENDS the 2025-26 Annual Budget to increase the opening surplus (net current assets) by \$7,897,546  
 (3) AMENDS the 2025-26 Annual Budget to increase the transfer to the Land Management reserve by \$7,897,546

**TO BE CARRIED BY AN ABSOLUTE MAJORITY OF COUNCIL**

**Background**

A comprehensive evaluation of budget variances is conducted over the course of the financial year. Any necessary adjustments are submitted to Council through an agenda item, which was formerly presented to the Expenditure Review Committee, or are incorporated into the statutory mid-year budget review as required by legislation.

**Submission**

N/A

**Report**

The City's opening surplus is currently budgeted at \$2.47 million, comprising the \$1.0 million adopted by Council in June and a further \$1.47 million relating to the carry forwards adopted by Council in August.

Following the completion of the audit, the City's actual closing surplus (net current assets) for 2024-25 has been confirmed at \$10.36 million. This outcome provides an additional \$7.9 million within the current annual budget.

To ensure prudent financial management, the additional \$7.9 million will be incorporated into the 2025-26 budget by increasing the opening surplus. This amount will be fully allocated to the Land Management Reserve.

This approach aligns with Council's Corporate Strategic Planning and Budget Policy and is intended to support the funding of the DCP 13 component of the scheduled June 2026 acquisition of the Cockburn Coast Oval. To facilitate the recovery of these funds from DCP13, an internal loan repayment schedule will be established to draw down from the reserve.

It is important to note that this result does not improve the City's budgeted operating deficit for 2025-26, as it solely reflects the level of net current assets resulting from the 2024-25 budget performance.

Following adoption of the 2025–26 Annual Budget on 19 June 2025, and subsequent amendments approved by Council, further adjustments have been identified within both the operating and capital budgets.

The amendments proposed in this report do not result in any net change to the overall 2025-26 Municipal budget position. As such, the previously reported operating deficit of \$74,295 remains unchanged.

To ensure transparency, the attached Schedule of Budget Amendments outlines the specific projects and budget items recommended for adjustment. A summary table is also provided, categorising the amendments by both category and type.

Category/Nature		Budget Amendment (\$)	Category Sub-Total (\$)
<b>Operating Expenditure</b>			
Materials & contracts	↑	(65,000)	
Employee Costs	↑	(57,200)	<b>(122,200)</b>
<b>Operating Income</b>			
Rates	↑	97,200	
Contributions, donations & reimbursements	↑	25,000	<b>122,200</b>
<b>Capital Expenditure</b>			
FY26 capital program adjustments	↑	(893,359)	
FY26 capital program – new capital items	↑	(168,283)	<b>(1,061,642)</b>
<b>Capital Income</b>			
Capital Grants	-	(0)	<b>(0)</b>
<b>Net Reserve Transfers</b>			
FY26 capital budget funding	↑	893,359	
FY26 new capital funding	↑	168,283	<b>1,061,642</b>
<b>Net Budget Deficit Impact</b>			
	-		<b>(0)</b>

### Strategic Plans/Policy Implications

#### Listening & Leading

A community focused, sustainable, accountable and progressive organisation.

- Best practice Governance, partnerships and value for money.

### Budget/Financial Implications

The budgeted opening surplus will be increased from \$2.47 million to \$10.36 million, with the additional \$7,897,546 transferred to the City's financial reserves in accordance with Council's Corporate Strategic Planning and Budget Policy.

The 2025-26 Municipal Budget will continue to reflect an overall deficit of \$74,295, which remains unchanged should the recommendation be adopted.

**Legal Implications**

N/A

**Community Consultation**

N/A

**Risk Management Implications**

The proposed budget amendments promote prudent financial management and reinforce the principles of effective governance. Failure to approve these amendments presents a low to medium likelihood of budgetary inaccuracies, which could affect both service delivery and the City's overall financial performance.

**Advice to Proponent(s)/Submitters**

N/A

**Implications of Section 3.18(3) *Local Government Act 1995***

Nil



## Ordinary Council Meeting - February 2026

DESCRIPTION (SERVICE UNIT)	CURRENT BUDGET \$	YTD ACTUAL SPEND \$	EXPENDITURE ADJUSTMENT \$	INCOME ADJUSTMENT \$	RESERVES ADJUSTMENT \$	BUDGET SURPLUS IMPACT \$	Budget Adjustment Comments
<b>Opening Budget Surplus</b>						- 74,295	
SU211 - Strategic Finance [GL123 - Consulting & Professional Services]	-	-	40,000		-	40,000 Decrease	Budget process review
SU222 - Information Management [GL130 - Salaries & Superannuation]	857,715	450,608	41,000		-	41,000 Decrease	Additional funds required for the creation of a new position
SU131 - Governance and Council Support [GL112 - Salaries & Superannuation]	848,756	571,579	16,200		-	16,200 Decrease	Additional funds required for the creation of a new position
SU211 - Strategic Finance [GL105 - Part Year Rates]	- 1,500,000	- 765,211		- 97,200	-	97,200 Increase	Increase Interims in line with anticipated rating levels in PY's.
SU343 - Fire and Emergency Services [OP4130 - Bush Fire Hazard Management –	-	-	25,000	- 25,000	-	NIL	Provision of hazard and traffic management support during fires and other emergency incidents attended by emergency services within gazetted areas.
SU321 - Recreation Services [CW1121 - AV - Len Pakkham & Success]	11,800	-	68,200	-	- 68,200	NIL	Additional funding required due to increase in updated quoted pricing
SU321 - Recreation Services [CW1141 - Success Netball Courts Resurfacing]	290,000	14,688	60,000	-	- 60,000	NIL	Additional funding required due to increase in quoted project costs
SU321 - Recreation Services [CW6468 - Replacement Gas Boilers]	603,900	345,200	254,741	-	- 254,741	NIL	Additional budget required to cover construction contingency, nightworks allowance, internal staffing and consultants.
SU520 - Traffic and Major Projects [CW4714 - Cockburn ARC Expansion]	439,832	250,752	188,438	-	- 188,438	NIL	Amendment to cover remaining project costs including balance of construction, internal costs through DLP and contingency. All unspent budget will be returned at project completion.
SU520 - Traffic and Major Projects [CW9108 - Waterbutts Park New Playground]	302,432	35,975	87,568	-	- 87,568	NIL	Additional funds required for Project Management Fees, contingencies and final contract payments.
SU520 - Traffic and Major Projects [CW6406 - 318 Marvell Avenue #5 Drainage]	619,984	640,568	234,412	-	- 234,412	NIL	Additional funds required to process final contract payments & allowance for DLP
SU520 - Traffic and Major Projects [CWNEW - Detailed design - Powell Rd &	-	-	50,000	-	- 50,000	NIL	New budget required for the detailed design of the Powell & Cockburn Rd intersection
SU520 - Traffic and Major Projects [CWNEW - Progress Drive Parking Embayment	-	-	50,000	-	- 50,000	NIL	Budget required to proceed with Detailed Designs of Parking embayment's Progress Dr Bibra Lake as per Council resolution.
SU511 - Parks and Environment [CWNEW - Flying Fox Renewal]	-	-	30,000	-	- 30,000	NIL	Emergency renewal of decommissioned flying fox due to significant water rot to timber.
SU513 - Fleet Management [CW7311 - Parks Trailer]	-	26,283	26,283	-	- 26,283	NIL	Budget inadvertently not carried forward from previous FY
SU513 - Fleet Management [CWNEW - Enclosed Trailer - HWRP Reuse Shop]	-	-	12,000	-	- 12,000	NIL	A new enclosed trailer is required for the Henderson Landfill transfer station to safely and efficiently transport of larger reuse shop goods intended for resale at the Reuse Shop.
<b>SUBTOTAL</b>			1,183,842	- 122,200	- 1,061,642	NIL	
<b>Closing Budget Surplus</b>						- 74,295	
<b>TRANSFER FROM RESERVE</b>	\$						
Plant And Equipment Reserve			-26,283				
Commercial Landfill Reserve			-12,000				
Road Infrastructure Reserve			-334,412				
Building Infrastructure Reserve			-511,379				
Open Space Infrastructure Reserve			-177,568				
<b>Sub-Total</b>			-1,061,642				
<b>TRANSFER TO RESERVE</b>	\$						
<b>Sub-Total</b>			0				
<b>Total</b>			-1,061,642				

### 14.2.3 Payments Made from Municipal Fund and Local Procurement Summary - November & December 2025

<b>Executive</b>	Director Corporate and System Services
<b>Author</b>	Service Manager Strategic Finance
<b>Attachments</b>	<ol style="list-style-type: none"> <li>1. Payments Listing November 2025 <a href="#">↓</a></li> <li>2. Credit Cards by Cardholder November 2025 <a href="#">↓</a></li> <li>3. Credit Cards by Category November 2025 <a href="#">↓</a></li> <li>4. Store Cards November 2025 <a href="#">↓</a></li> <li>5. Fuel Cards November 2025 <a href="#">↓</a></li> <li>6. Payments Listing December 2025 <a href="#">↓</a></li> <li>7. Credit Cards by Cardholder December 2025 <a href="#">↓</a></li> <li>8. Credit Cards by Category December 2025 <a href="#">↓</a></li> <li>9. Store Cards December 2025 <a href="#">↓</a></li> <li>10. Fuel Cards December 2025 <a href="#">↓</a></li> </ol>

#### RECOMMENDATION

That Council:

- (1) RECEIVES the list of payments made by the City during the months of November and December 2025, as attached to the Agenda; and
- (2) RECEIVES the lists of transactions paid by credit and other types of purchase cards during the months of November and December 2025, as attached to the Agenda.

#### Background

Council has delegated its power to make payments from the Municipal or Trust Fund to the Chief Executive Officer and other sub-delegates pursuant to delegation 1.2.26 - Payment from Municipal and Trust Funds.

Regulation 13 (1) of the *Local Government (Financial Management) Regulations 1996* requires that a list of accounts paid under this delegation be prepared and presented to Council each month.

Additionally, Regulation 13A requires a list of payments made by employees using credit, debit, or other purchasing cards to be prepared and presented to Council each month.

#### Submission

N/A

#### Report

Payments made under delegation totalled \$17.07 million in November and \$25 million in December. All reported payment amounts include GST; however, the budgetary impact is calculated exclusive of GST.

The following table provides a summary of payment types with detailed lists included as attachments:

Description	Nov 25 \$	Dec 25 \$
Net EFT payments (suppliers, sundry creditors)	12,876,588	18,604,294
Payroll payments	4,105,296	6,320,217
Corporate credit cards	70,821	52,998
Bank transactional fees (BPay and merchant fees)	13,631	19,783
<b>Total payments for month</b>	<b>17,066,336</b>	<b>24,997,292</b>

The City makes several payment runs each month to ensure suppliers and other payees are paid on a timely basis, particularly local and small businesses.

Attached are two Credit Card Transaction Summaries for November and December: one organised by cardholder position, and the other by spend category with detailed transactions.

Over the two-month reporting period, a total of 15 transactions were made on the CEO's credit card, amounting to \$4,515. These expenses related to parking, travel, accommodation, and the annual card fee.

The following table summarises credit card transactions by spend category:

Spend Category	Nov 25 \$	Nov 25 %	Dec 25 \$	Dec 25 %
Advertising	3,110.10	4.39%	4,581.55	8.65%
Application, Licence, Registration Fees	1,027.30	1.45%	126.57	0.24%
Bank and Other Fees	2,337.88	3.30%	48.62	0.09%
Conferences and Seminars	6,195.21	8.75%	2,219.15	4.19%
Disputed Transaction	76.30	0.11%	-	0.00%
Equipment Purchases	6,220.61	8.78%	1,594.40	3.01%
Events and Functions	7,867.59	11.11%	13,120.52	24.76%
Hire of Equipment and Facilities	1,354.49	1.91%	1,427.99	2.69%
Meeting/Workshop Catering	3,442.82	4.86%	2,845.71	5.37%
Motor Vehicle Expenses	213.49	0.30%	388.41	0.73%
Office Supplies	2,152.27	3.04%	1,238.89	2.34%
Parking Expenses	225.12	0.32%	271.89	0.51%
Professional Services	3,342.02	4.72%	1,762.46	3.33%
Program Costs	2,995.15	4.23%	3,382.74	6.38%
Subscriptions and Memberships	9,176.70	12.96%	2,682.81	5.06%
Supplies and Materials Purchases	9,313.03	13.15%	9,724.68	18.35%
Training & Professional Development	4,042.47	5.71%	2,551.75	4.81%
Travel and Accommodation	7,728.53	10.91%	5,029.65	9.49%
<b>Total</b>	<b>70,821.08</b>	<b>100.00%</b>	<b>52,997.79</b>	<b>100.00%</b>

Several store cards are used for City business purchases in line with Council's Procurement Policy. A summary and detailed list of November and December card transactions are provided below:

Type	Nov \$	Dec \$	Purpose
Woolworths	4,787	2,583	Seniors centre, youth services, marina, executive services, amenities
Bunnings	5,394	7,597	Sustainability, facilities, fleet, parks and environmental, waste services, civil, works, and marina, ARC
BP fuel cards	29,167	26,531	Plant and light fleet

### Local Procurement

The monthly statistics on local and regional procurement spend are summarised below, detailing the spend amounts and percentages relative to the total spend.

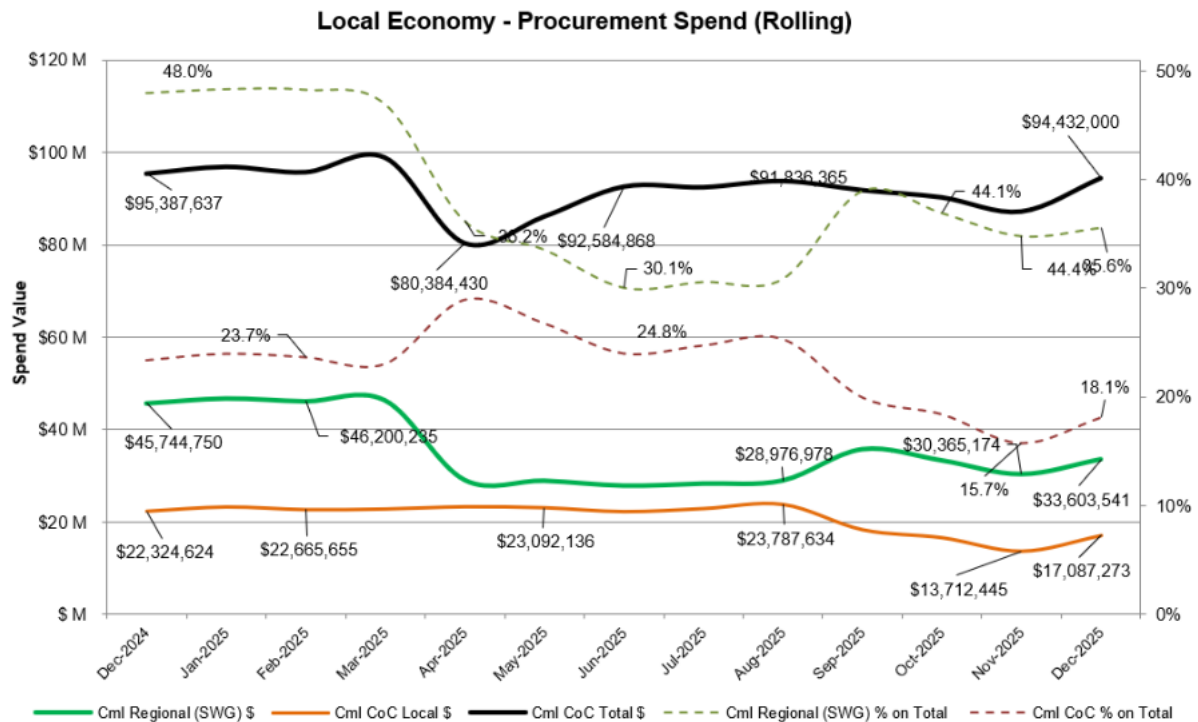
#### Procurement Report - Local Buy Summary & Trends

December 2025

Monthly Statistics	CoC Local Spend	\$5,134,874	CoC Local Value	42.92%	CoC Local Qty	32.91%
	Local/Regional Spend	\$5,412,405	Local/Regional Value	45.24%	Local/Regional Qty	40.78%
Aboriginal Engagement	Suppliers used YTD	14	Orders raised YTD	366	Committed spend YTD	\$127,838

Local expenditure within the City of Cockburn represented 42.92% of total monthly spend and 32.91% of all procurement transactions. Within the Perth South-West Metropolitan Alliance (PSWMA) region, the City's monthly expenditure increased to 45.24%, compared to 31.23% recorded in November.

The following one-year rolling chart to December 2025 tracks the City's procurement spend with businesses located within Cockburn and the PSWMA region:



In December, the 12-month rolling local expenditure in Cockburn reached \$17.09 million, representing 18.1% of the City's total spend. Within the PSWMA region, this figure increased to \$33.60 million or 35.60% of the total spend.

This performance measurement aligns with the City's objectives under Council's Procurement Policy, specifically the "local and regional" principle, which emphasise a preference for local procurement.

### Social Procurement

By the end of December, the City had worked with fourteen Aboriginal businesses, committing \$127,838 year-to-date.

### **Strategic Plans/Policy Implications**

#### Local Economy

A sustainable and diverse local economy that attracts increased investment and provides local employment.

- Thriving local commercial centres, local businesses and tourism industry.

#### Listening & Leading

A community focused, sustainable, accountable and progressive organisation.

- Best practice Governance, partnerships and value for money.
- High quality and effective community engagement and customer service experiences.

**Budget/Financial Implications**

All payments have been included in the City's Annual Budget as approved and modified by Council.

**Legal Implications**

This item ensures compliance with s6.10(d) of the *Local Government Act 1995* and Regulations 12, 13, and 13A of the *Local Government (Financial Management) Regulations 1996*.

**Community Consultation**

N/A

**Risk Management Implications**

Council receives a statutory list of City payments made under delegation to meet operational and contractual needs, allowing for review and clarification as needed.

**Advice to Proponent(s)/Submitters**

N/A

**Implications of Section 3.18(3) *Local Government Act 1995***

Nil

30 November 2025 PAYMENT LISTING					
MUNICIPAL FUND					
Payment Number	Account Number	Payee Name	Payment Listing Description	Date	Alloc Amount
EF184232	10747	Iinet Limited	Internet Services	4/11/2025	899.84
EF184233	10484	Department Of Mines, Industry Regulation And Safety	Building Services Levy	4/11/2025	68,553.63
EF184234	10923	Major Motors Pty Ltd	Repairs/Maintenance Services	4/11/2025	64,956.14
EF184235	11307	Satellite Security Services Pty Ltd	Security Services	4/11/2025	2,489.30
EF184236	26987	Cti Risk Management	Security - Cash Collection	4/11/2025	723.55
EF184237	28593	Milliyaan Aboriginal Services	Cultural Education & Consultancy Service	4/11/2025	6,261.17
EF184238	29246	Crn Hospitality Group Pty Ltd	Hospitality	4/11/2025	1,694.00
EF184239	10152	Aust Services Union	Payroll Deductions	10/11/2025	673.00
EF184240	10154	Australian Taxation Office	Payroll Deductions	10/11/2025	605,052.00
EF184241	10305	Child Support Agency	Payroll Deductions	10/11/2025	4,186.90
EF184242	19726	Health Insurance Fund Of Wa	Payroll Deductions	10/11/2025	756.35
EF184243	27874	Smartsalary	Salary Packaging/Leasing Administration	10/11/2025	12,355.89
EF184244	28458	Easi Group	Novated Leasing	10/11/2025	18,646.21
EF184245	28741	The Local Government, Racing & Cemeteries Employees Union Wa Lgrceu	Union	10/11/2025	48.00
EF184246	28890	Construction Forestry Mining Energy Union - Construction & G Cfmeu Wa - Co	Payroll Deductions	10/11/2025	30.00
EF184247	10246	Bunnings Building Supplies Pty Ltd	Hardware Supplies	11/11/2025	1,954.14
EF184248	26705	Creative Adm	Marketing Services	11/11/2025	34,762.75
EF184249	26987	Cti Risk Management	Security - Cash Collection	11/11/2025	2,660.91
EF184250	28760	Spawtz Pty Ltd	Competition Management And Payments Soft	11/11/2025	3,993.39
EF184251	28932	Pure Environmental Wa Pty Ltd	Waste Oils & Hydrocarbons	11/11/2025	4,098.50
EF184252	29046	Haze Technical Pty Ltd Haze Technical	Technical Contractor	11/11/2025	247.50
EF184253	99997	Bd & Dr Hayes	Junior Sport Travel Assistance Grant	11/11/2025	400.00
EF184254	99997	Rebecca Kinsella	Junior Sport Travel Assistance Grant	11/11/2025	400.00
EF184255	99997	Alita De Buelle	Junior Sport Travel Assistance Grant	11/11/2025	400.00
EF184256	99997	Tenielle Bushby	Junior Sport Travel Assistance Grant	11/11/2025	400.00
EF184257	99997	Gerard Cole	Junior Sport Travel Assistance Grant	11/11/2025	400.00
EF184258	99997	Juliana Bujang	Junior Sport Travel Assistance Grant	11/11/2025	400.00
EF184259	99997	Gautham Balamurugan	Junior Sport Travel Assistance Grant	11/11/2025	400.00
EF184260	99997	Ni & Ba Jones	Junior Sport Travel Assistance Grant	11/11/2025	400.00
EF184261	99997	K Griffin & A Bayley	Bird Bath Rebate Refund	11/11/2025	49.99
EF184262	99997	Clive Alexander	Bird Bath Rebate Refund	11/11/2025	24.75
EF184263	99997	Kady Savanna	Bird Bath Rebate Refund	11/11/2025	30.00
EF184264	99997	Sam Rycken	Crossover Contribution Rebate Refund	11/11/2025	500.00
EF184265	99997	Peter Shaw	Crossover Contribution Rebate Refund	11/11/2025	500.00
EF184266	99997	Ibiso Isoberenge	Crossover Contribution Rebate Refund	11/11/2025	500.00
EF184267	99997	Harikrishnan Nair	Crossover Contribution Rebate Refund	11/11/2025	500.00
EF184268	99997	Sudha Kandaswamy	Crossover Contribution Rebate Refund	11/11/2025	500.00
EF184269	99997	Joseph Paran	Crossover Contribution Rebate Refund	11/11/2025	500.00
EF184270	99997	Beeliar Community Association	Community Conversation - Inv 2025-010	11/11/2025	91.00
EF184271	99997	Pardeep Chouhan	Reimbursement Of Fees - 50% Contribution	11/11/2025	582.00
EF184272	99997	Family Day Care	Fdc Payments W/E 09/11/2025	13/11/2025	35,001.37
EF184273	27492	Superchoice Services Pty Limited	Payroll Deductions	12/11/2025	879,432.77
EF184274	99996	Lauren Brown	Rates and Property related refunds	12/11/2025	30.00

EF184275	99996	Maddison Peck	Rates and Property related refunds	12/11/2025	30.00
EF184276	99996	Megan Petsa	Rates and Property related refunds	12/11/2025	30.00
EF184277	99996	Georgia Groves	Rates and Property related refunds	12/11/2025	30.00
EF184278	99996	Grace Hamilton	Rates and Property related refunds	12/11/2025	30.00
EF184279	99996	Chloe Holland	Rates and Property related refunds	12/11/2025	77.50
EF184280	99996	Stephanie Croce	Rates and Property related refunds	12/11/2025	250.00
EF184281	99996	Ineta Judickaite	Rates and Property related refunds	12/11/2025	150.00
EF184282	99996	Erin Mccarthy	Rates and Property related refunds	12/11/2025	150.00
EF184283	99996	Neal Moutia	Rates and Property related refunds	12/11/2025	150.00
EF184284	99996	Courtney Herring	Rates and Property related refunds	12/11/2025	100.00
EF184285	99996	Isobelle Mccrackan	Rates and Property related refunds	12/11/2025	250.00
EF184286	99996	Isobelle Mccrackan	Rates and Property related refunds	12/11/2025	250.00
EF184287	99996	Sherly Clark	Rates and Property related refunds	12/11/2025	100.00
EF184288	99996	Trevor & Shirley Davis	Rates and Property related refunds	12/11/2025	481.64
EF184289	99996	Karli B Pullen	Rates and Property related refunds	12/11/2025	262.70
EF184290	99996	Paul Hooper	Rates and Property related refunds	12/11/2025	560.00
EF184291	99996	Peter C Mapstone	Rates and Property related refunds	12/11/2025	1,957.94
EF184292	99996	Woo M Siew	Rates and Property related refunds	12/11/2025	563.84
EF184293	99996	Ram Shrestha	Rates and Property related refunds	12/11/2025	2,292.85
EF184294	99996	Kelly Ang	Rates and Property related refunds	12/11/2025	240.00
EF184295	99996	Brent Sims	Rates and Property related refunds	12/11/2025	567.00
EF184296	99996	Renata Struharova	Rates and Property related refunds	12/11/2025	470.00
EF184297	99996	Tiapan Pty Ltd	Rates and Property related refunds	12/11/2025	4,698.00
EF184298	99996	Assure Property Group	Rates and Property related refunds	12/11/2025	4,698.00
EF184299	99996	Nithin John	Rates and Property related refunds	12/11/2025	1,000.00
EF184300	99996	Glenda Crocker	Rates and Property related refunds	12/11/2025	343.66
EF184301	88888	Ecp Acquisitions 6 Pty Ltd	Bond Refunds	17/11/2025	638,676.78
EF184302	88888	Am And Tg Hoschke	Bond Refunds	17/11/2025	500.00
EF184303	88888	John Hickey	Bond Refunds	17/11/2025	500.00
EF184304	88888	Stephen Daviot	Bond Refunds	17/11/2025	500.00
EF184305	88888	Michael Cudby	Bond Refunds	17/11/2025	500.00
EF184306	88888	Jp And Ra Bramah	Bond Refunds	17/11/2025	500.00
EF184307	88888	Peter Haynes	Bond Refunds	17/11/2025	500.00
EF184308	88888	Heath Longworth	Bond Refunds	17/11/2025	500.00
EF184309	88888	Bradley Mitchell	Bond Refunds	17/11/2025	500.00
EF184310	88888	Giuseppe Paratore	Bond Refunds	17/11/2025	500.00
EF184311	88888	Jolin Holdings	Bond Refunds	17/11/2025	500.00
EF184312	88888	Jl Crossland	Bond Refunds	17/11/2025	500.00
EF184313	99997	Vikrant Sharma	Junior Sport Travel Assistance Grant	17/11/2025	400.00
EF184314	99997	Derek Yeoh Ellerton	Reimbursement - Cybercon 2025 Expenses	17/11/2025	334.29
EF184315	99997	Cassandra Mora	Employee Reimbursment	17/11/2025	13.12
EF184316	99997	Shivani Tiwari	Customer Refund	17/11/2025	204.00
EF184317	99997	R Knox And D Knox	Crossover Contribution Rebate	17/11/2025	500.00
EF184318	99997	Southern Cross Village Seniors	Bus Hire 26-09-25 Subsidy	17/11/2025	125.00
EF184319	99997	Aidan Gallagher	Nappy And Sanitary Product Rebate	17/11/2025	62.70
EF184320	99997	Lyn Spearing	Employee Reimbursement	17/11/2025	259.86
EF184321	99997	Thomas Gregory	Compost Bin Rebate	17/11/2025	50.00
EF184322	99997	Yew Huat Lee	Compost Bin Rebate	17/11/2025	50.00
EF184323	99997	Jessica Cole	Nappy And Sanitary Product Rebate	17/11/2025	44.41



EF184324	99997	Community Gardens Australia Ltd	Small Events Sponsorship 2526-Ses17	17/11/2025	2,200.00
EF184325	99997	Atwell Over 50S	Bus Hire Subsidy	17/11/2025	125.00
EF184326	99997	Port Coogee Community Association	Resident Groups Grant Program - Inv 6	17/11/2025	3,000.00
EF184327	99997	Port Coogee Community Association	Resident Groups Grant Program - Inv 8	17/11/2025	12,078.66
EF184328	99997	Playgroup Wa Inc	Community Grant-Harvest Lakes Playgroup	17/11/2025	1,796.38
EF184329	99997	Western Sports Media Inc	Community Grant-Sportfm Equip Purchase	17/11/2025	3,300.00
EF184330	99997	Cockburn Masters Swimming Club (Inc)	Small Events Sponsorship 2526-Ses16	17/11/2025	3,000.00
EF184331	99997	Curate Arts Incorporated	Community Grant-Curate Arts Incorporated	17/11/2025	5,500.00
EF184332	99997	St Jerome'S Netball Club Inc	Donation - Netball Club Fundraiser	17/11/2025	200.00
EF184333	11758	Req Officers Do Not Use - Water Corp Utility Account Only - Please Refer To 1	Water Usage / Sundry Charges	12/11/2025	5,200.40
EF184334	11760	Water Corporation	Sewer Easement	12/11/2025	2,265.44
EF184335	10047	Alinta Energy	Natural Gas & Electricity Supply	12/11/2025	79,814.76
EF184336	11794	Synergy	Electricity Usage/Supplies	12/11/2025	376,575.37
EF184337	28571	Perth Energy Pty Ltd	Energy Supply	12/11/2025	6,585.49
EF184338	10058	Alsco Pty Ltd	Hygiene Services/Supplies	14/11/2025	323.22
EF184339	10091	Aslab Pty Ltd	Asphalting Services/Supplies	14/11/2025	3,214.20
EF184340	10118	Australia Post	Postage Charges	14/11/2025	18,135.77
EF184341	10184	Benara Nurseries	Plants	14/11/2025	4,311.47
EF184342	10207	Boc Gases	Gas Supplies	14/11/2025	131.35
EF184343	10212	Boss Bollards	Security Products	14/11/2025	357.50
EF184344	10221	Bp Australia Pty Ltd	Diesel/Petrol Supplies	14/11/2025	30,953.88
EF184345	10226	Bridgestone Australia Ltd	Tyre Services	14/11/2025	19,749.91
EF184346	10247	Bunzl Australia Ltd	Paper/Plastic/Cleaning Supplies	14/11/2025	37.26
EF184347	10359	Cockburn Painting Service	Painting Supplies/Services	14/11/2025	12,029.60
EF184348	10483	Landgate	Mapping/Land Title Searches	14/11/2025	1,887.95
EF184349	10526	E & Mj Rosher Pty Ltd	Mower Equipment	14/11/2025	3,014.66
EF184350	10528	Easifleet	Vehicle Lease	14/11/2025	1,045.48
EF184351	10535	Workpower Incorporated	Employment Services - Planting	14/11/2025	1,857.63
EF184352	10589	Fines Enforcement Registry	Fines Enforcement Fees	14/11/2025	2,212.50
EF184353	10683	Gronbek Security	Locksmith Services	14/11/2025	25,559.47
EF184354	10787	Jandakot Accident Repair Centre	Panel Beating Services	14/11/2025	1,000.00
EF184355	10788	Jandakot Volunteer Bush Fire Brigade Please See Adhoc	Expense Reimbursements	14/11/2025	2,344.66
EF184356	10827	Kelyn Training Services	Training Services	14/11/2025	1,950.00
EF184357	10879	Les Mills Aerobics	Instruction/Training Services	14/11/2025	2,215.18
EF184358	10923	Major Motors Pty Ltd	Repairs/Maintenance Services	14/11/2025	1,441.24
EF184359	10953	Melville-Cockburn Chamber Of Commerce	Sponsorship	14/11/2025	440.00
EF184360	10991	Beacon Equipment	Mowing Equipment	14/11/2025	6,744.00
EF184361	11036	Northlake Electrical Pty Ltd	Electrical Services	14/11/2025	61,708.92
EF184362	11247	Richgro Wa	Gardening Supplies	14/11/2025	145.20
EF184363	11307	Satellite Security Services Pty Ltd	Security Services	14/11/2025	6,375.50
EF184364	11334	Shenton Pumps	Pool Equipment/Services	14/11/2025	4,210.32
EF184365	11387	Bibra Lake Soils	Soil & Limestone Supplies	14/11/2025	1,025.00
EF184366	11469	Sports Turf Technology Pty Ltd	Turf Consultancy Services	14/11/2025	11,781.00
EF184367	11483	St John Ambulance Aust Wa Operations	First Aid Courses	14/11/2025	1,058.50
EF184368	11531	Sunny Industrial Brushware Pty Ltd	Brush/Road Broom Supplies	14/11/2025	478.50
EF184369	11625	Nutrien Water	Reticulation Supplies	14/11/2025	9,681.54
EF184370	11642	Trailer Parts Pty Ltd	Trailer Parts	14/11/2025	70.62
EF184371	11701	Vibra Industrial Filtration Australasia	Filter Supplies	14/11/2025	327.80
EF184372	11722	Wa Hino Sales & Service	Purchase Of New Trucks / Maintenance	14/11/2025	1,828.86

EF184373	11739	Wa Spit Roast Company	Catering Services	14/11/2025	7,904.00
EF184374	11793	Western Irrigation Pty Ltd	Irrigation Services/Supplies	14/11/2025	8,251.57
EF184375	11841	Yangebup Family Centre Inc	Venue Hire / Grants & Donations	14/11/2025	1,950.00
EF184376	11854	Zipform Pty Ltd	Printing Services	14/11/2025	8,374.82
EF184377	12018	O'connor Lawnmower & Chainsaw Centre	Mowing Equipment/Parts/Services	14/11/2025	562.40
EF184378	12153	Hays Personnel Services Pty Ltd	Employment Services	14/11/2025	58,932.57
EF184379	12207	Civica Pty Ltd	Software Support/Licence Fees	14/11/2025	2,448.60
EF184380	12295	Stewart & Heaton Clothing Co. Pty Ltd	Clothing Supplies	14/11/2025	15.30
EF184381	13475	The Trustee For Burgess Rawson Wa Unit Trust Burgess Rawson (Wa) Pty Ltd	Property Management	14/11/2025	713.45
EF184382	13563	Green Skills Inc	Employment Services	14/11/2025	32,130.33
EF184383	13825	Jackson Mcdonald	Legal Services	14/11/2025	29,249.15
EF184384	13873	Cockburn Ses	Traffic Management Services	14/11/2025	1,176.98
EF184385	14297	Artref Pty Ltd	Printing Cartridges	14/11/2025	5,711.84
EF184386	15393	Stratagreen	Hardware Supplies	14/11/2025	4,741.25
EF184387	15571	Smoke And Mirrors Audio Visual	Pa Repairs	14/11/2025	10,278.63
EF184388	15588	Natural Area Consulting Management Services	Weed Spraying	14/11/2025	12,656.66
EF184389	15746	Western Australia Police Service	Police Clearances	14/11/2025	52.80
EF184390	15850	Ecoscape Australia Pty Ltd	Environmental Consultancy	14/11/2025	16,368.00
EF184391	15916	1Spatial Australia Pty Ltd	Annual Software Subscription	14/11/2025	7,733.00
EF184392	16064	Cms Engineering	Airconditioning Services	14/11/2025	20,287.07
EF184393	16107	Wren Oil	Waste Disposal Services	14/11/2025	528.00
EF184394	16574	Jonathon De Hadleigh	Entertainment Services	14/11/2025	1,600.00
EF184395	16979	Japanese Truck And Bus Spares Pty Ltd	Spare Parts - Automotive	14/11/2025	139.80
EF184396	16985	Wa Premix	Concrete Supplies	14/11/2025	1,357.40
EF184397	17343	Rac Businesswise	Membership Subscription	14/11/2025	314.00
EF184398	17345	Kennards Hire - Myaree	Equipment Hire	14/11/2025	18,017.00
EF184399	18073	Paramount Security Services	Security Services	14/11/2025	9,323.05
EF184400	18203	Natsync Environmental	Pest Control	14/11/2025	2,125.00
EF184401	18272	Austraclear Limited	Investment Services	14/11/2025	113.42
EF184402	18533	Friends Of The Community Inc.	Catering Services	14/11/2025	1,500.00
EF184403	18962	Sealanes (1985) P/L	Catering Supplies	14/11/2025	4,649.08
EF184404	19107	Forever Shining Artforms Wa	Parks Infrastructure Services	14/11/2025	324.00
EF184405	19533	Woolworths Group Ltd (Woolworths & Big W)	Groceries	14/11/2025	1,587.50
EF184406	20000	Aust West Auto Electrical Pty Ltd	Auto Electrical Services	14/11/2025	23,598.44
EF184407	20549	A1 Carpet, Tile & Grout Cleaning	Cleaning Services - Tiles/Carpet	14/11/2025	880.00
EF184408	20885	Tactile Indicators Perth	Tactiles	14/11/2025	2,636.00
EF184409	21139	Austraffic Wa Pty Ltd	Traffic Surveys	14/11/2025	2,343.00
EF184410	21744	Jb Hi Fi - Commercial	Electronic Equipment	14/11/2025	2,309.00
EF184411	21946	Ryan's Quality Meats	Meat Supplies	14/11/2025	423.21
EF184412	22106	Intelife Group	Services - Daip	14/11/2025	4,216.03
EF184413	22553	Brownes Food Operations	Catering Supplies	14/11/2025	797.17
EF184414	22623	Landmark Products Ltd	Landscape Infrastructure	14/11/2025	7,183.00
EF184415	22639	Shatish Chauhan	Training Services - Yoga	14/11/2025	232.00
EF184416	22752	Elgas Limited	Gas Supplies	14/11/2025	1,078.58
EF184417	22806	Chevron Australia Downstream Fuels Pty Ltd	Fuel Supplies	14/11/2025	36,218.38
EF184418	22854	Lgiswa	Insurance Premiums	14/11/2025	1,386,279.55
EF184419	23351	Cockburn Gp Super Clinic Limited T/A Cockburn Integrated Health	Leasing Fees	14/11/2025	300.00
EF184420	23457	Totally Workwear Fremantle	Clothing - Uniforms	14/11/2025	1,649.82
EF184421	23570	A Proud Landmark Pty Ltd	Landscape Contruction Services	14/11/2025	40,355.70

EF184422	23579	Daimler Trucks Perth	Purchase Of New Truck	14/11/2025	959.73
EF184423	23969	The Trustee For Bca Unit Trust Bca Building Certifiers & Assessors	Surveying Services-Building	14/11/2025	1,769.64
EF184424	23971	Find Wise Location Services	Locating Services - Underground	14/11/2025	14,141.60
EF184425	24298	Tanks For Hire	Equipment Hire	14/11/2025	743.60
EF184426	24557	Aveling	Consultancy Services	14/11/2025	4,632.72
EF184427	24619	Vibrant Mcs Pty Ltd Mcs Security	Security Services	14/11/2025	15,475.68
EF184428	24655	Automasters Spearwood	Vehicle Servicing	14/11/2025	3,659.60
EF184429	24736	Zenien	Cctv Camera Licences	14/11/2025	7,756.24
EF184430	24748	Pearmans Electrical & Mechanical Services P/L	Electrical Services	14/11/2025	4,594.62
EF184431	24974	Scott Print	Printing Services	14/11/2025	1,573.00
EF184432	25102	Fremantle Mobile Welding	Welding Services	14/11/2025	583.00
EF184433	25121	Imagesource Digital Solutions	Billboards	14/11/2025	2,679.60
EF184434	25127	Milmar Distributors	Printing Services - Id Cards	14/11/2025	110.00
EF184435	25418	Cs Legal	Legal Services	14/11/2025	7,293.24
EF184436	25813	Lg Connect Pty Ltd	Erp Systems Development	14/11/2025	3,267.13
EF184437	25832	Exteria	Street And Park Infrastructure	14/11/2025	2,766.50
EF184438	26114	Grace Records Management	Records Management Services	14/11/2025	1,941.82
EF184439	26162	Randstad Pty Ltd	Employment Services	14/11/2025	1,240.02
EF184440	26251	Elizabeth Christina Antonio Healing India Creative Arts	Facilitation Services - Workshops	14/11/2025	1,815.00
EF184441	26257	Paperbark Technologies Pty Ltd	Arboricultural Consultancy Services	14/11/2025	415.00
EF184442	26303	Gecko Contracting Turf & Landscape Maintenance	Turf & Landscape Maintenance C100932 - CON01	14/11/2025	247,061.73
EF184443	26314	Cpe Group	Temporary Employment Services	14/11/2025	305.36
EF184444	26470	Scp Conservation	Fencing Services	14/11/2025	8,635.00
EF184445	26625	Andover Detailers	Car Detailing Services	14/11/2025	536.10
EF184446	26645	Professional Trapping Supplies	Animal Trapping Products/Wildlife/Securi	14/11/2025	780.00
EF184447	26679	La Mint Events & Catering	Catering	14/11/2025	404.25
EF184448	26734	Copyright Agency Ltd	Copyright Licensing	14/11/2025	16,513.93
EF184449	26735	Shane McMaster Surveys	Survey Services	14/11/2025	6,050.00
EF184450	26739	Kerb Doctor	Kerb Maintenance	14/11/2025	6,372.79
EF184451	26743	Statewide Turf Services	Turf Renovation	14/11/2025	70,414.56
EF184452	26757	Incredible Creatures Mobile Farm	Bringing Animals To Shows For Public Int	14/11/2025	1,450.00
EF184453	26771	Instant Products Hire	Portable Toilet Hire	14/11/2025	8,533.80
EF184454	26791	Monsterball Amusement & Hire	Amusement Hire	14/11/2025	3,290.00
EF184455	26827	Good Samaritan Industries	Business Mail House Solutions, Warehousi	14/11/2025	4,237.20
EF184456	26843	Ergolink	Ergonomic Office Furniture	14/11/2025	1,634.49
EF184457	26888	Media Engine	Graphic Design, Marketing, Video Product	14/11/2025	3,241.50
EF184458	26901	Alyka Pty Ltd	Digital Consultancy And Web Development	14/11/2025	660.00
EF184459	26929	Elan Energy Matrix Pty Ltd	Recycling Services	14/11/2025	2,546.75
EF184460	26946	Av Truck Services Pty Ltd	Truck Dealership	14/11/2025	452.80
EF184461	26985	Access Icon Pty Ltd	Drainage Products	14/11/2025	7,833.10
EF184462	27002	Cockburn Party Hire	Hire Services	14/11/2025	5,075.00
EF184463	27010	Quantum Building Services Pty Ltd	Building Maintenance CON002 - A000001	14/11/2025	109,586.82
EF184464	27028	Technogym Australia Pty Ltd	Fitness Equipment	14/11/2025	2,593.70
EF184465	27031	Downer Edi Works Pty Ltd	Asphalt Services	14/11/2025	2,061.58
EF184466	27046	Tfh Hire Services Pty Ltd	Hire Fencing	14/11/2025	396.00
EF184467	27052	Event Marquees	Marquee Hire	14/11/2025	1,655.00
EF184468	27054	Vocus Pty Ltd	Telecommunications	14/11/2025	15,373.65
EF184469	27059	Frontline Fire & Rescue Equipment	Manufacture-Fire Vehicles/Equipment	14/11/2025	3,410.59
EF184470	27065	Westbooks	Books	14/11/2025	5,921.08

EF184471	27082	Kulbardi Pty Ltd	Stationery Supplies	14/11/2025	1,977.20
EF184472	27092	Sprayline Spraying Equipment	Spraying Equipment	14/11/2025	22.00
EF184473	27131	West Coast Commercial Industries	Lockers	14/11/2025	360.80
EF184474	27154	Veolia Recycling & Recovery Pty Ltd	Waste Services	14/11/2025	7,811.12
EF184475	27198	Green Promotions Pty Ltd	Promotional Supplies	14/11/2025	983.40
EF184476	27201	Wfs Australia Pty Ltd	Software	14/11/2025	986.28
EF184477	27237	Lobel Events	Event Lighting	14/11/2025	13,607.00
EF184478	27241	Landscape Elements	Landscaping Services	14/11/2025	80,613.06
EF184479	27246	Veale Auto Parts	Spare Parts Mechanical	14/11/2025	886.00
EF184480	27269	Payrix Australia	Payment Processing	14/11/2025	2,316.35
EF184481	27334	Westcare Print	Printing Services	14/11/2025	126.50
EF184482	27362	The Mighty Booths	Photobooth	14/11/2025	750.00
EF184483	27377	Accidental Health And Safety - Perth	First Aid Supplies	14/11/2025	166.38
EF184484	27396	Ankeet Mehta Spearwood Newspaper Round Delivery	Newspaper Delivery	14/11/2025	254.40
EF184485	27403	Freedom Fairies Pty Ltd	Amusement	14/11/2025	4,015.00
EF184486	27404	K2 Audiovisual Pty Ltd	Audio Visual Equipment	14/11/2025	838.75
EF184487	27423	Mechanical Project Services Pty Ltd	Airconditioning Services	14/11/2025	25,778.06
EF184488	27437	Pb Reticulation & Maintenance Services Pty Ltd	Irrigation Services	14/11/2025	4,739.90
EF184489	27529	Wa Library Supplies	Library Supplies & Furniture	14/11/2025	3,765.52
EF184490	27530	Push Mobility	Beach Access Equipment	14/11/2025	14,005.20
EF184491	27539	Jasmin Carpentry & Maintenance	Carpentry	14/11/2025	8,575.29
EF184492	27544	Fort Locks	Locksmith	14/11/2025	340.00
EF184493	27548	Standing Fork	Catering	14/11/2025	9,240.00
EF184494	27587	New Ground Water Services Pty Ltd	Irrigation/Reticulation	14/11/2025	10,782.31
EF184495	27613	Redimed Pty Ltd	Medical & Health Services	14/11/2025	8,101.50
EF184496	27617	Atturra Business Applications	Consultancy - It	14/11/2025	15,400.00
EF184497	27620	Gold Corporation	Ceremonial Coins	14/11/2025	1,500.40
EF184498	27630	K-Line Fencing Group	Fencing	14/11/2025	4,897.20
EF184499	27631	Aquatic Services Wa Pty Ltd	Pool Equipment & Maintenance	14/11/2025	3,904.69
EF184500	27650	Datacom Systems (Au) Pty Ltd	It Sales, Consulting & Service	14/11/2025	108.09
EF184501	27675	Wgawa Pty Ltd	Consultancy Engineering	14/11/2025	26,725.05
EF184502	27676	Blue Force Pty Ltd	Security Services	14/11/2025	3,803.43
EF184503	27684	Jani Murphy Pty Ltd	Training	14/11/2025	3,573.90
EF184504	27695	Qtm Pty Ltd	Traffic Management	14/11/2025	5,282.18
EF184505	27757	Ground Support Systems (Aust)	Shoring Equipment	14/11/2025	2,206.93
EF184506	27797	City Lift Services Pty Ltd	Lift Maintenance	14/11/2025	1,405.25
EF184507	27803	Born To Sparkle	Entertainment	14/11/2025	1,565.03
EF184508	27819	Axiis Contracting Pty Ltd	Concrete Works A001990	14/11/2025	103,799.57
EF184509	27850	Dowsing Group Pty Ltd	Concreting Services	14/11/2025	28,121.83
EF184510	27852	First 5 Minutes Pty Ltd	Training & Education	14/11/2025	5,428.50
EF184511	27867	Terra Rosa Consulting	Consultancy - Heritage	14/11/2025	17,077.50
EF184512	27886	Bbc Entertainment	Entertainment Agency	14/11/2025	2,805.00
EF184513	27907	Jenoptik Australia Pty Ltd	Radar Signs	14/11/2025	12,898.60
EF184514	27914	Fleetcare	Software	14/11/2025	22.00
EF184515	27917	Go Doors Advanced Automation	Door Maintenance & Repair	14/11/2025	12,959.29
EF184516	27949	Signcraft Pty Ltd	Signage	14/11/2025	2,324.19
EF184517	27953	Truckline	Spare Parts, Truck/Trailer	14/11/2025	266.86
EF184518	27985	Rosmech Sales & Service Pty Ltd	Road Sweeper	14/11/2025	1,773.42
EF184519	27992	Learning Horizons	Training/Education	14/11/2025	2,750.00

EF184520	27993	Officeeasy Pty Ltd Mclernons Business Base	Office Furniture	14/11/2025	520.00
EF184521	27994	Fabritecture Australia Pty Ltd	Construction - Roofing	14/11/2025	6,105.00
EF184522	28003	Taylor Made Design	Graphic Design	14/11/2025	3,025.00
EF184523	28049	Copy Magic	Printing Services	14/11/2025	1,885.40
EF184524	28061	Go2cup	Paper Cups	14/11/2025	14,410.00
EF184525	28062	Marsh	Insurance Premiums	14/11/2025	26,389.00
EF184526	28086	Gfg Consulting	Consultancy	14/11/2025	4,704.00
EF184527	28124	Air-Met Scientific Pty Ltd	Professional And Scientific Goods Wholes	14/11/2025	137.50
EF184528	28136	Shore Water Marine Pty Ltd	Marine Repair & Maintenance Services	14/11/2025	1,262.25
EF184529	28168	Sifting Sands	Sand Cleaning	14/11/2025	4,155.80
EF184530	28169	Nexacu	Excel Courses	14/11/2025	4,400.00
EF184531	28191	Enviro Sweep	Sweeping Services	14/11/2025	8,038.25
EF184532	28196	Brightmark Group Pty Ltd	Cleaning Services	14/11/2025	18,865.43
EF184533	28199	Acrobath	Entertainment - Acrobat	14/11/2025	1,320.00
EF184534	28201	Select Fresh	Food Supplies	14/11/2025	869.09
EF184535	28215	Complete Office Supplies Pty Ltd	Stationery	14/11/2025	592.42
EF184536	28218	Laminar Capital Pty Ltd	Financial Services	14/11/2025	1,529.00
EF184537	28221	Sensational Stiltwalking	Entertainer	14/11/2025	2,398.00
EF184538	28229	Reino International Pty Ltd	Parking Software	14/11/2025	3,840.98
EF184539	28231	Typeset Pty Ltd	Editorial And Business Communications Se	14/11/2025	1,375.00
EF184540	28233	Western Maze Wa Pty Ltd	Waste Collection Services	14/11/2025	19,486.50
EF184541	28241	Swift Flow Pty Ltd	Plumbing	14/11/2025	22,828.93
EF184542	28264	Remondis Go Organics Pty Ltd	Organics Processing	14/11/2025	2,112.00
EF184543	28265	Tree Care Wa	Vegetation Maintenance Services	14/11/2025	28,903.28
EF184544	28277	Gesha Coffee Co	Coffee Supplies	14/11/2025	1,390.00
EF184545	28287	All Lines	Linemarking	14/11/2025	1,732.50
EF184546	28297	Techbrain	It Consultancy	14/11/2025	492.46
EF184547	28318	Ati-Mirage	Training	14/11/2025	8,261.00
EF184548	28332	Kito Sustainability	Consultancy - Sustainability	14/11/2025	600.00
EF184549	28344	Seat Shop Wa Pty Ltd	Repairs And Replacements To Heavy Fleet	14/11/2025	181.50
EF184550	28351	Clever Designs Uniforms	Clothing	14/11/2025	214.00
EF184551	28371	Flexi Staff	Employment Services	14/11/2025	38,940.78
EF184552	28385	Marina Focus Pty Ltd	Software	14/11/2025	1,237.50
EF184553	28390	Logo Appointments	Employment Services	14/11/2025	14,413.89
EF184554	28392	Mcs Civil Contracting	Engineering/Earthworks	14/11/2025	23,240.25
EF184555	28406	Ricochet Circus And Entertainment Pty Ltd	Entertainment	14/11/2025	4,950.00
EF184556	28409	Sanpoint Pty Ltd (Ld Total)	Landscape Services	14/11/2025	32,728.55
EF184557	28426	Power Paving Pty Ltd	Paving Services	14/11/2025	9,900.00
EF184558	28428	Wa Bolts Pty Ltd	Fixings & Fasteners	14/11/2025	78.00
EF184559	28437	Building & Industrial Cleaning Services	Cleaning Services	14/11/2025	28,452.99
EF184560	28454	Aussie Natural Spring Water	Water Supplies	14/11/2025	1,192.82
EF184561	28471	Telstra Limited	Telecommunications	14/11/2025	3,339.48
EF184562	28475	Host Corporation Pty Ltd	Catering Supplies	14/11/2025	145.20
EF184563	28516	Classic Hire	Equipment Hire	14/11/2025	66.00
EF184564	28517	Robowash Pty Ltd	Automatic Cleaning System Manufacturer	14/11/2025	1,045.00
EF184565	28525	Noma Pty Ltd	Architecture	14/11/2025	1,100.00
EF184566	28569	Choiceone Pty Ltd	Recruitment Services	14/11/2025	63,308.33
EF184567	28574	Psg Eyewear	Manufacturer Prescription Safety Glasses	14/11/2025	310.00
EF184568	28575	Hare & Forbes Machinery House	Importer/Seller Of Wood &Metal Work Mach	14/11/2025	498.00

EF184569	28621	Imprint Plastic	Printing	14/11/2025	147.95
EF184570	28623	New Line Group Pty Ltd (Infront Technologies)	Cctv And Security Retail And Wholesale	14/11/2025	1,212.00
EF184571	28632	Total Connections Pty Ltd	Hose, Hydraulics & Fire Protection Servi	14/11/2025	2,477.38
EF184572	28655	Rockingham Glass Reads West Coast Maintenance Pty Ltd	Emergency Glass Repair	14/11/2025	9,524.76
EF184573	28664	Vero Photography Perth Ross, David Alexander	Photography And Videography	14/11/2025	858.00
EF184574	28669	Dangerous Delights	Performing Arts	14/11/2025	3,036.00
EF184575	28679	Creditor Watch Pty Ltd	Credit Bureau	14/11/2025	812.00
EF184576	28687	Megavision	Event Business	14/11/2025	6,143.50
EF184577	28693	Klein, Lea Maud-Charlott Sustylable	Sustainable Designer	14/11/2025	240.00
EF184578	28708	Ultimo Catering & Events Pty Ltd	Catering & Events	14/11/2025	3,442.75
EF184579	28762	Hart Sport Australia Pty Ltd Hart Sport	Supply Sporting Equipment	14/11/2025	212.00
EF184580	28767	The Trustee For Bugbusters Unit Trust Bug Busters	Pest Control	14/11/2025	9,414.25
EF184581	28776	O2metocean Pty Ltd O2 Metocean	Specialised Marine Oceanographic Consult	14/11/2025	6,402.22
EF184582	28810	Kalyakoorl Pty Ltd	Noongar Language Education	14/11/2025	1,100.00
EF184583	28823	Synergy Business Systems Pty Ltd Boss Industrial	Industrial Supply	14/11/2025	985.95
EF184584	28830	Carabiner Architects Pty Ltd	Architectural Services	14/11/2025	1,617.00
EF184585	28831	Safepath Pty Ltd	Concrete Footpath Grinding To Remove T	14/11/2025	7,425.00
EF184586	28845	The Trustee For The Critters Trust Critters Up Close	Wildlife Education	14/11/2025	370.00
EF184587	28862	M & B Excavations Pty Ltd	Civil Construction	14/11/2025	5,220.60
EF184588	28873	The Trustee For Sciorio Family Trust Aaa Windscreens & Tinting	Automotive Glass Replacement And Tinting	14/11/2025	534.00
EF184589	28874	The Trustee For Alara Trust Earthside Eco Bums	Earthside Eco Bums Cloth Nappy Education	14/11/2025	115.50
EF184590	28897	Mcleods Lawyers Pty Ltd Mcleods Lawyers	Legal Service	14/11/2025	1,344.64
EF184591	28926	Shine Lisa Jane L.J Shine Design	Urban Design	14/11/2025	720.00
EF184592	28927	Veolia Recycling & Recovery (Perth) Pty Ltd Veolia Recycling & Recovery (Perth)	Waste Recycling And Recovery	14/11/2025	2,275.17
EF184593	28938	The Trustee For Thomson Family Trust Online Social Butterfly	The Trustee For Thomson Family Trust	14/11/2025	1,540.00
EF184594	28947	Baroness Holdings Pty Ltd Tree Planting And Watering	Tree Watering	14/11/2025	1,175.19
EF184595	28953	Shane Nicholas Tognolini - Freeway Water Dan The Bike Man	Water Cartage	14/11/2025	192.50
EF184596	28966	The Trustee For Fenton Family Trust Compact Earthmoving Solutions	Operated Machine Hire	14/11/2025	21,450.00
EF184597	28969	Walker Street Corporation Pty Ltd Crowd Barriers Wa	Providing Temporary Fencing And Crowd Ba	14/11/2025	1,171.50
EF184598	28998	S.N Aroney & A.P Brown Mills Oakley	Legal Services	14/11/2025	4,188.25
EF184599	29000	Tradecorp Acquisition Co. Pty Ltd Tradecorp Acquisition Co. Pty Ltd Ta Abc Co	Shipping Containers	14/11/2025	5,241.50
EF184600	29006	Canningvale Australia Pty Ltd	Retailer	14/11/2025	1,115.66
EF184601	29028	Booktopia Direct Pty Ltd Booktopia	Retail: Book Sales	14/11/2025	113.86
EF184602	29032	Site Sentry Pty Ltd	Security Services	14/11/2025	1,257.30
EF184603	29067	Dzynin Ptd Ltd Motus Architecture	Architecture	14/11/2025	720.00
EF184604	29068	The Trustee For Franz Family Trust Franz Building Supplies	Building Materials Supplier	14/11/2025	319.47
EF184605	29070	Delta Fabrication Pty Ltd Delta Roofing	Roofing Services	14/11/2025	7,422.80
EF184606	29083	Tango Information Technology Pty Ltd Tango It	It Consulting	14/11/2025	42,900.00
EF184607	29125	Nebe Tennille	Events	14/11/2025	300.00
EF184608	29127	Global Workwear Investments Pty Ltd Totally Workwear	Workwear	14/11/2025	1,081.63
EF184609	29136	Tim Davies Landscaping Pty Ltd	Landscaping Design And Construct	14/11/2025	6,729.80
EF184610	29147	Spyrides, Kyle Ross	Photography And Videography	14/11/2025	700.00
EF184611	29195	The East Hwl Practice Trust & The Warat Hwl Practice Trust & Hwl Ebsworth L	Legal Services	14/11/2025	12,650.00
EF184612	29201	Planet Of The Shapes Paperscout	Graphic Design	14/11/2025	3,465.00
EF184613	29216	The Trustee For Crisdale Unit Trust Crisdale Recruitment Group	Recruitment	14/11/2025	2,730.20
EF184614	29217	People And Property Enterprises Pty Ltd Property Fire Maintenance	Fire Protection Services	14/11/2025	7,073.11
EF184615	29228	Source Business Partners Pty Ltd Source Business Partners	Professional Services	14/11/2025	4,473.78
EF184616	29232	Altrum Pty Ltd Engineered Efficiency	Engineering Services	14/11/2025	1,531.40
EF184617	29235	Hill And Canning Consulting Engineers Pty Ltd Sporteng	Design Consultants	14/11/2025	3,410.00

EF184618	29243	Lakshmi Rohit Kanchi Soureserve	Freelance Writer	14/11/2025	350.00
EF184619	29251	Newhaven Family Investments Pty Ltd & The Trustee For Lucwam Perth Better	Supply	14/11/2025	69,998.50
EF184620	29257	Sir Consulting Australia Pty Ltd	Consulting	14/11/2025	8,558.00
EF184621	29262	Sydfran Pty Ltd (Indoor Plant Solutions) Indoor Plant Solutions	Indoor Plant Hire	14/11/2025	345.95
EF184622	29263	Rachael Burns	Developing, Facilitationg And Designing	14/11/2025	990.00
EF184623	29268	Dfs Industrial & Environmental Services Pty Ltd Drainflow Services	Stormwater Maintenance, Construction, Ro	14/11/2025	11,518.38
EF184624	29269	Contra-Flow Pty Ltd	Traffic Management Services	14/11/2025	66,658.44
EF184625	29271	Peap Contractors Pty Ltd	Electrical Services And Construction	14/11/2025	88,088.14
EF184626	29276	The Trustee For Dazzling Distribution Unit Trust Dazzling Distribution	Vessel Maintenance	14/11/2025	4,290.42
EF184627	29277	Perron Treeby Pty Ltd	Land Development	14/11/2025	92,746.00
EF184628	29278	Kate Emily Purcell	Author Talk	14/11/2025	336.00
EF184629	29282	Leverock Pty Ltd Sportsworld Of Wa	Swim Gear	14/11/2025	5,498.90
EF184630	29288	Deaf Services Limited Deaf Connect	Auslan Interpreting	14/11/2025	666.02
EF184631	29293	Perth Office Equipment Pty Ltd Perth Office Equipment Repairs And Sales	Repairs And Sales Office Equipment And S	14/11/2025	264.00
EF184632	29295	Kesia Sandesh Sansia Beauty Clinic	Beauty Consulting And Makeup	14/11/2025	317.00
EF184633	29296	Hindi Samaj Of Western Australia Hindi Samaj Of Wa	Promotion Of Hindi Language Through Cult	14/11/2025	530.00
EF184634	29297	Clint Aaron Bolster Clint Bolster Trading As Homunculus Theatre	The Bubble Canteen For Events	14/11/2025	17,500.00
EF184635	29298	Cockburn Chinese Community Association Incorporated	Community Group	14/11/2025	200.00
EF184636	29304	Vikay Pty Ltd Indianeye	Arts	14/11/2025	1,000.00
EF184637	29308	Andatech Pty Ltd	Medical Support	14/11/2025	2,249.37
EF184638	29316	Lions Club Of East Fremantle	Community Service	14/11/2025	850.00
EF184639	29339	Legal Practice Board	Practising Certificates	14/11/2025	2,620.00
EF184640	10184	Benara Nurseries	Plants	18/11/2025	1,216.93
EF184641	10590	Department Of Fire And Emergency Services	Esl Levy & Related Costs	18/11/2025	22,279.66
EF184642	11789	Walga	Advertising/Training Services	18/11/2025	114,986.23
EF184643	26987	Cti Risk Management	Security - Cash Collection	18/11/2025	928.55
EF184644	28823	Synergy Business Systems Pty Ltd Boss Industrial	Industrial Supply	18/11/2025	1,568.25
EF184645	28920	Place Score Pty Ltd Place Score	Research	18/11/2025	56,100.00
EF184646	88888	Peter Haynes	Bond Refund	18/11/2025	500.00
EF184647	99997	Susan Millar	Grants, Donations & Refunds	18/11/2025	45.00
EF184648	99997	Servau Offcl. Departmental Recpts&Paymen	Document 180171111	18/11/2025	223.74
EF184649	10152	Aust Services Union	Payroll Deductions	24/11/2025	673.00
EF184650	10154	Australian Taxation Office	Payroll Deductions	24/11/2025	613,873.00
EF184651	10305	Child Support Agency	Payroll Deductions	24/11/2025	3,453.23
EF184652	17550	The Irrigation Association Of Aust	Subscription	24/11/2025	2,323.00
EF184653	19726	Health Insurance Fund Of Wa	Payroll Deductions	24/11/2025	756.35
EF184654	27874	Smartsalary	Salary Packaging/Leasing Administration	24/11/2025	14,282.00
EF184655	28458	Easi Group	Novated Leasing	24/11/2025	20,997.74
EF184656	28741	The Local Government, Racing & Cemeteries Employees Union Wa Lgrceu	Union	24/11/2025	48.00
EF184657	28890	Construction Forestry Mining Energy Union - Construction & G Cfmewu Wa - Co	Payroll Deductions	24/11/2025	30.00
EF184658	10333	Cjd Equipment Pty Ltd	Hardware Supplies	25/11/2025	4,274.05
EF184659	26987	Cti Risk Management	Security - Cash Collection	25/11/2025	636.50
EF184660	28740	The Trustee For The Carus Thompson Family Trust Carus Thompson Family T	Music	25/11/2025	3,960.00
EF184661	88888	Rod Young	Bond refund	25/11/2025	500.00
EF184662	88888	Wattleup Road Development Trust	Bond refund	25/11/2025	16,805.00
EF184663	88888	Corey Featherby	Bond refund	25/11/2025	500.00
EF184664	88888	Cj & Sa Martinovich	Bond refund	25/11/2025	500.00
EF184665	88888	Troy Daniel Cukrov As Trustee For The Cu	Bond refund	25/11/2025	500.00
EF184666	88888	Dean Mcinroy	Bond refund	25/11/2025	500.00

EF184667	88888	Don And Rebecca Crellin	Bond refund	25/11/2025	500.00
EF184668	88888	David Robinson	Bond refund	25/11/2025	500.00
EF184669	88888	G A And C A Truscott	Bond refund	25/11/2025	500.00
EF184670	88888	Neville Price	Bond refund	25/11/2025	500.00
EF184671	88888	Vinko And Marija Macukat	Bond refund	25/11/2025	500.00
EF184672	88888	Mr Michael Spartalis	Bond refund	25/11/2025	500.00
EF184673	88888	Basilia Nominees	Bond refund	25/11/2025	500.00
EF184674	88888	Karen Purcell	Bond refund	25/11/2025	500.00
EF184675	88888	Diane Ainsworth	Bond refund	25/11/2025	500.00
EF184676	88888	Damien D'Ascenzo	Bond refund	25/11/2025	500.00
EF184677	88888	Damien D'Ascenzo	Bond refund	25/11/2025	500.00
EF184678	88888	Frasers Property Ahl Limited	Bond refund	25/11/2025	4,040.05
EF184679	88888	Yangebup Developments Pty Ltd	Bond refund	25/11/2025	42,052.00
EF184680	88888	Rodney Coleman	Bond refund	25/11/2025	500.00
EF184681	88888	Marc & Anthea Lema	Bond refund	25/11/2025	500.00
EF184682	88888	Hilda Srhoy	Nomination refund	25/11/2025	100.00
EF184683	88888	Marcus Burnett	Nomination refund	25/11/2025	100.00
EF184684	88888	Chontelle Stone	Nomination refund	25/11/2025	200.00
EF184685	88888	Logan Howlett	Nomination refund	25/11/2025	100.00
EF184686	88888	Robyn Walsh	Nomination refund	25/11/2025	100.00
EF184687	88888	Lisa Griffiths	Nomination refund	25/11/2025	100.00
EF184688	88888	Peter Hoe	Nomination refund	25/11/2025	100.00
EF184689	88888	Phoebe Corke	Nomination refund	25/11/2025	100.00
EF184690	88888	Lilijana Nicholls	Nomination refund	25/11/2025	100.00
EF184691	88888	Kevin Allen	Nomination refund	25/11/2025	100.00
EF184692	88888	Trevor Whittred	Nomination refund	25/11/2025	100.00
EF184693	88888	Phil Eva	Nomination refund	25/11/2025	200.00
EF184694	88888	Brody Hayter	Nomination refund	25/11/2025	100.00
EF184695	88888	Michael Separovich	Nomination refund	25/11/2025	100.00
EF184696	88888	Tarun Dewan	Nomination refund	25/11/2025	100.00
EF184697	88888	Grace Redfern	Nomination refund	25/11/2025	100.00
EF184698	88888	Reuben Smalley	Nomination refund	25/11/2025	100.00
EF184699	88888	Comse Nominees Pty Ltd	Bond refund	25/11/2025	79,810.22
EF184700	88888	Amanda Reynolds	Bond refund	25/11/2025	500.00
EF184701	99997	Family Day Care	Fdc Payments W/E 23/11/2025	27/11/2025	35,929.90
EF184702	11867	Kevin John Allen	Elected Member Sitting Fees & Allowances	28/11/2025	2,956.67
EF184703	12740	Logan Howlett	Elected Member Sitting Fees & Allowances	28/11/2025	12,810.75
EF184704	19059	Carol Reeve-Fowkes	Elected Member Sitting Fees & Allowances	28/11/2025	2,956.67
EF184705	25353	Philip Eva	Elected Member Sitting Fees & Allowances	28/11/2025	2,956.67
EF184706	27327	Chontelle Stone	Elected Member Sitting Fees & Allowances	28/11/2025	2,956.67
EF184707	27871	Tom Widenbar	Elected Member Sitting Fees & Allowances	28/11/2025	2,956.67
EF184708	27872	Phoebe Corke	Elected Member Sitting Fees & Allowances	28/11/2025	5,050.71
EF184709	28238	Tarun Dewan	Elected Member Sitting Fees & Allowances	28/11/2025	2,956.67
EF184710	28717	Carol Lechun Zhang	Elected Member Sitting Fees & Allowances	28/11/2025	2,956.67
EF184711	29319	Hilda G Srhoy	Elected Member	28/11/2025	2,956.67
EF184712	10692	Aecom Australia Pty Ltd	Consultancy Services	28/11/2025	62,245.70
EF184713	27596	Allwest Plant Hire Australia Pty Ltd	Plant Hire And Civil Contracting	28/11/2025	27,967.50
EF184714	28294	Catia Dolzadelli	Artist	28/11/2025	540.00
EF184715	29360	Kinn & Co Agency Pty Ltd Kinn & Co Agency	Marketing And Communications	28/11/2025	28,325.00



EF184716	29366	Law Corden Pty Ltd Family Rave Day	Events - Entertainment	28/11/2025	6,050.00
EF184717	99996	Kara Headlam	Property and Rates related refunds	26/11/2025	30.00
EF184718	99996	Rosemary Waycott	Property and Rates related refunds	26/11/2025	30.00
EF184719	99996	Breeana Ross	Property and Rates related refunds	26/11/2025	50.00
EF184720	99996	Melanie Kok	Property and Rates related refunds	26/11/2025	50.00
EF184721	99996	Emma Lunt	Property and Rates related refunds	26/11/2025	150.00
EF184722	99996	Tze Soh	Property and Rates related refunds	26/11/2025	295.00
EF184723	99996	Ralmana Pty Ltd	Property and Rates related refunds	26/11/2025	45.00
EF184724	99996	Johnathan O' Sullivan	Property and Rates related refunds	26/11/2025	464.00
EF184725	99996	Catherine Marrior	Property and Rates related refunds	26/11/2025	1,000.00
EF184726	99996	Diverse Conveyancing	Property and Rates related refunds	26/11/2025	820.79
EF184727	99996	Kurtis Scaini	Property and Rates related refunds	26/11/2025	456.00
EF184728	99996	Bianca Bates	Property and Rates related refunds	26/11/2025	692.19
EF184729	99996	Revenuewa	Property and Rates related refunds	26/11/2025	837.03
EF184730	99996	Northregal Pty Ltd	Property and Rates related refunds	26/11/2025	6,881.88
EF184731	99996	Woon Kin Sin	Property and Rates related refunds	26/11/2025	656.45
EF184732	99996	John David Gill	Property and Rates related refunds	26/11/2025	132.02
EF184733	99996	Elizabeth Ann Greca	Property and Rates related refunds	26/11/2025	487.27
EF184734	99996	Sj & Dr Andrews	Property and Rates related refunds	26/11/2025	540.00
EF184735	99996	Revenuewa	Property and Rates related refunds	26/11/2025	130.56
EF184736	99996	Revenuewa	Property and Rates related refunds	26/11/2025	201.76
EF184737	99996	Veronica Taylor	Property and Rates related refunds	26/11/2025	109.17
EF184738	99996	Michael J Fraser	Property and Rates related refunds	26/11/2025	554.00
EF184739	23250	Department Of Planning, Lands & Heritage	Dap Applications & Dap Fees	28/11/2025	16,680.00
EF184740	88888	Logan Howlett	Nomination refund	28/11/2025	100.00
EF184741	88888	Tarun Dewan	Nomination refund	28/11/2025	100.00
EF184742	99997	Mrs C L Giffen	Habitat For Homes Bird Bath Rebate	28/11/2025	24.75
EF184743	99997	C And M Forsyth	Habitat For Homes Bird Bath Rebate	28/11/2025	29.99
EF184744	99997	Wa Australian Music Access (Wama) Inc	Community Grant	28/11/2025	5,000.00
EF184745	99997	Andrew Williamson	Cctv Rebates 31/10/25	28/11/2025	500.00
EF184746	99997	Lolita Johnston	Cctv Rebates 31/10/25	28/11/2025	500.00
EF184747	99997	Joan Schepis	Cctv Rebates 31/10/25	28/11/2025	500.00
EF184748	99997	Lynne Hunyadi	Cctv Rebates 31/10/25	28/11/2025	500.00
EF184749	99997	Ravi Tiwari	Cctv Rebates 31/10/25	28/11/2025	500.00
EF184750	99997	Sukhjiwan Bhullar	Cctv Rebates 31/10/25	28/11/2025	500.00
EF184751	99997	Kerry Robinson	Cctv Rebates 31/10/25	28/11/2025	500.00
EF184752	99997	Filomena De Araujo	Cctv Rebates 31/10/25	28/11/2025	500.00
EF184753	99997	Michael Dennison	Cctv Rebates 31/10/25	28/11/2025	500.00
EF184754	99997	Ross Porter	Cctv Rebates 31/10/25	28/11/2025	500.00
EF184755	99997	Sarah Keokenchanh	Habitat For Homes Bird Bath Rebate	28/11/2025	50.00
EF184756	99997	Sheridan Rowe	Habitat For Homes Bird Bath Rebate	28/11/2025	49.99
EF184757	99997	Ja Ca Smith	Habitat For Homes Bird Bath Rebate	28/11/2025	29.99
EF184758	99997	Dragana Weistra	Habitat For Homes Bird Bath Rebate	28/11/2025	49.99
EF184759	99997	Aidan Gallagher	Nappy And Sanitary Product Rebate	28/11/2025	50.00
EF184760	99997	Multicultural Connect Australia	Community Grant-Volunteer Week	28/11/2025	3,000.00
EF184761	99997	Nicholas Roelofs	Compost Bin Rebate	28/11/2025	50.00
EF184762	99997	Ann Gerlach	Compost Bin Rebate	28/11/2025	50.00
EF184763	99997	Sarah Jane Iles	Sanitary Product Rebate Request	28/11/2025	50.00
EF184764	99997	Candice Mersch	Habitat For Homes Bird Bath Rebate	28/11/2025	29.99

EF184765	99997	Anka Vujovich	Senior Security Rebate	28/11/2025	100.00
EF184766	99997	Ronald Davison	Senior Security Rebate	28/11/2025	300.00
EF184767	99997	Pamela Kennington	Senior Security Rebate	28/11/2025	300.00
EF184768	99997	Margaret Bingham	Senior Security Rebate	28/11/2025	100.00
EF184769	99997	Louise Kennington	Senior Security Rebate	28/11/2025	100.00
EF184770	99997	Francisco Goncalves	Senior Security Rebate	28/11/2025	500.00
EF184771	99997	Ione Fusco	Senior Security Rebate	28/11/2025	200.00
EF184772	99997	Antonio Papasergio	Senior Security Rebate	28/11/2025	500.00
EF184773	99997	Shirley Summerell	Senior Security Rebate	28/11/2025	500.00
EF184774	99997	Asifa Kuc	Senior Security Rebate	28/11/2025	500.00
EF184775	99997	AL&EL Slusarczyk	EFT Cancellation	28/11/2025	24.75
EF184776	99997	Matthew David Smith	Habitat For Homes Bird Bath Rebate	28/11/2025	24.75
EF184777	99997	Laura Hutchinson	Employee Reimbursement	28/11/2025	76.89
EF184778	99997	Holly Maclean	Verge Rebate	28/11/2025	250.00
EF184779	99997	Susan Bentley	Senior Security Rebate	28/11/2025	200.00
EF184780	99997	Ross Hammond	Senior Security Rebate	28/11/2025	200.00
EF184781	99997	Andreas Merk	Waterwise Verge Scheme Rebate	28/11/2025	125.00
EF184782	99997	Hammond Park Catholic School	Donation: Sand For Playground	28/11/2025	367.50
EF184783	99997	Sheryl Ivcevic	Cctv Residentail Rebate	28/11/2025	500.00
EF184784	99997	Gina Calvey	Cctv Residentail Rebate	28/11/2025	500.00
EF184785	99997	Jeeba Thankachan	Cctv Residentail Rebate	28/11/2025	500.00
EF184786	99997	Andrew Willmer	Cctv Residentail Rebate	28/11/2025	500.00
EF184787	99997	A Peck And A Warne	Reimbursement - Food For An Event	28/11/2025	38.76
EF184788	99997	Perth Chinese Women Support Group Inc	Community Grant-Perth Chinese Women Supp	28/11/2025	1,500.00
EF184789	99997	Nicholas Chapman	Waterwise Verge Scheme Rebate	28/11/2025	250.00
EF184790	99997	Kiley Mills	Junior Sport Travel Assistance Grant	28/11/2025	400.00
EF184791	99997	Dane Rawlings	Junior Sport Travel Assistance Grant	28/11/2025	400.00
EF184792	99997	Jodie Atkinson	Junior Sport Travel Assistance Grant	28/11/2025	400.00
EF184793	99997	Roberta Leary	Refund Book	28/11/2025	24.84
EF184794	99997	Austin Castiglione	Refund Book	28/11/2025	35.48
EF184795	99997	Bethany McMahon	Refund Book	28/11/2025	10.64
EF184796	99997	Lisa Lester	Refund Book	28/11/2025	12.05
EF184797	99997	Gopi Bhatt	Refund Book	28/11/2025	18.70
EF184798	99997	Spanish Club W.A (Inc)	Small Events Sponsorship 2526-Ses19	28/11/2025	1,700.00
EF184799	99997	Naval Base Holiday Association	Small Events Sponsorship 2526-Ses19	28/11/2025	3,000.00
EF184800	99997	Carol Atkins	Employee Reimbursement	28/11/2025	182.29
EF184801	99997	Dr Sangeetha Nalla Thambe	Fdc Bond Refund	28/11/2025	366.00
EF184802	99997	Jana Cunningham	Nappy Rebate	28/11/2025	86.23
EF184803	99997	Elysha Mcaleer	Nappy Rebate	28/11/2025	100.00
EF184804	99997	Gurdev Singh	Compost Bin Rebate	28/11/2025	50.00
EF184805	99997	Dane Riley	Pen Fee Refund E180	28/11/2025	179.00
EF184806	99997	Marc & Anthea Lema	Pen Fee Refund K264	28/11/2025	190.00
EF184807	99997	Devdutt Sharma	Electrical Cord Refund – E181	28/11/2025	181.00
EF184808	99997	Cathy Kiss	Employee Reimbursment	28/11/2025	1,216.80
EF184809	99997	Aaron Price	Compost Bin Rebate	28/11/2025	50.00
EF184810	99997	James Katarski	Employee Reimbursment	28/11/2025	308.57
EF184811	99997	P & A Riksmann	Senior Centre Reimbursement	28/11/2025	162.90
EF184812	11794	Synergy	Electricity Usage/Supplies	28/11/2025	32,947.00
EF184813	10082	Armandos Sports	Sporting Goods	28/11/2025	3,083.98

EF184814	10091	Aslab Pty Ltd	Asphalting Services/Supplies	28/11/2025	45,018.60
EF184815	10097	Blackwoods Atkins	Engineering Supplies	28/11/2025	1,263.26
EF184816	10118	Australia Post	Postage Charges	28/11/2025	30,742.96
EF184817	10170	Macri Partners	Auditing Services	28/11/2025	4,378.00
EF184818	10184	Benara Nurseries	Plants	28/11/2025	3,173.18
EF184819	10207	Boc Gases	Gas Supplies	28/11/2025	2,425.06
EF184820	10226	Bridgestone Australia Ltd	Tyre Services	28/11/2025	19,337.75
EF184821	10239	Busby Investments Pty Ltd. Budget Rent A Car - Perth	Motor Vehicle Hire	28/11/2025	2,675.64
EF184822	10246	Bunnings Building Supplies Pty Ltd	Hardware Supplies	28/11/2025	4,114.97
EF184823	10324	City Of Cockburn Pipe Band Inc	Band Playing Traditional Scottish Music	28/11/2025	500.00
EF184824	10352	Cockburn Bowling & Recreational Club Inc Cockburn Barc	Recreation Club	28/11/2025	1,400.00
EF184825	10359	Cockburn Painting Service	Painting Supplies/Services	28/11/2025	6,739.70
EF184826	10483	Landgate	Mapping/Land Title Searches	28/11/2025	2,940.66
EF184827	10526	E & Mj Rosher Pty Ltd	Mower Equipment	28/11/2025	9,493.98
EF184828	10528	Easifleet	Vehicle Lease	28/11/2025	803.26
EF184829	10535	Workpower Incorporated	Employment Services - Planting	28/11/2025	11,008.80
EF184830	10589	Fines Enforcement Registry	Fines Enforcement Fees	28/11/2025	3,540.00
EF184831	10590	Department Of Fire And Emergency Services	Esl Levy & Related Costs	28/11/2025	166,043.69
EF184832	10683	Gronbek Security	Locksmith Services	28/11/2025	99.00
EF184833	10787	Jandakot Accident Repair Centre	Panel Beating Services	28/11/2025	981.75
EF184834	10788	Jandakot Volunteer Bush Fire Brigade Please See Adhoc	Expense Reimbursements	28/11/2025	4,839.99
EF184835	10791	Jasman Enterprises	High Pressure Cleaning	28/11/2025	369.05
EF184836	10923	Major Motors Pty Ltd	Repairs/Maintenance Services	28/11/2025	4,262.52
EF184837	10991	Beacon Equipment	Mowing Equipment	28/11/2025	1,285.00
EF184838	11022	Native Arc Inc T/ A Wa Wildlife	Grants & Donations	28/11/2025	670.00
EF184839	11036	Northlake Electrical Pty Ltd	Electrical Services	28/11/2025	30,715.94
EF184840	11182	Premium Brake & Clutch Services Pty Ltd	Brake Services	28/11/2025	1,324.40
EF184841	11307	Satellite Security Services Pty Ltd	Security Services	28/11/2025	10,244.52
EF184842	11333	Shelford Constructions Pty Ltd	Construction Services	28/11/2025	501,994.48
EF184843	11334	Shenton Pumps	Pool Equipment/Services	28/11/2025	4,656.82
EF184844	11387	Bibra Lake Soils	Soil & Limestone Supplies	28/11/2025	624.80
EF184845	11425	Resource Recovery Group	Waste Disposal Gate Fees	28/11/2025	1,155.00
EF184846	11447	Spearwood Dalmatinac Club Inc	Community Grant	28/11/2025	3,021.50
EF184847	11483	St John Ambulance Aust Wa Operations	First Aid Courses	28/11/2025	1,699.45
EF184848	11625	Nutrien Water	Reticulation Supplies	28/11/2025	9,533.15
EF184849	11699	Vernon Design Group	Architectural Services	28/11/2025	13,750.00
EF184850	11701	Vibra Industrial Filtration Australasia	Filter Supplies	28/11/2025	297.00
EF184851	11710	Volunteering Wa	Subscriptions	28/11/2025	704.00
EF184852	11722	Wa Hino Sales & Service	Purchase Of New Trucks / Maintenance	28/11/2025	620.14
EF184853	11787	Department Of Transport	Vehicle Search Fees	28/11/2025	190.80
EF184854	11793	Western Irrigation Pty Ltd	Irrigation Services/Supplies	28/11/2025	7,576.80
EF184855	11806	Westrac Pty Ltd	Repairs/Mtnce - Earthmoving Equipment	28/11/2025	3,729.26
EF184856	11841	Yangebup Family Centre Inc	Venue Hire / Grants & Donations	28/11/2025	924.00
EF184857	12014	Tutt Bryant Equipment Bt Equipment Pty Ltd T/As	Excavating/Earthmoving Equipment	28/11/2025	1,945.62
EF184858	12153	Hays Personnel Services Pty Ltd	Employment Services	28/11/2025	55,321.85
EF184859	12295	Stewart & Heaton Clothing Co. Pty Ltd	Clothing Supplies	28/11/2025	385.07
EF184860	12458	Kite Kinetics	Entertainment Services	28/11/2025	770.00
EF184861	12497	Trophy Choice	Trophy Supplies	28/11/2025	1,390.00
EF184862	13563	Green Skills Inc	Employment Services	28/11/2025	21,876.94

EF184863	14060	Wasamba	Community Drumming Group	28/11/2025	850.00
EF184864	14530	Donald Veal Consultants Pty Ltd	Consultancy Services	28/11/2025	25,651.97
EF184865	14665	Ang, Chin San Sanny Ang	Entertainment Services - Origami	28/11/2025	595.00
EF184866	15109	Replas Wa	Plastic Products	28/11/2025	6,726.50
EF184867	15393	Stratagreen	Hardware Supplies	28/11/2025	15,515.68
EF184868	15550	Apace Aid Inc	Plants & Landscaping Services	28/11/2025	5,121.89
EF184869	15588	Natural Area Consulting Management Services	Weed Spraying	28/11/2025	5,615.39
EF184870	15772	The Trustee For The Parker Black & Forrest Unit Trust Parker Black & Forrest	Architectural Door Hardware Distributor	28/11/2025	206.80
EF184871	16064	Cms Engineering	Airconditioning Services	28/11/2025	19,454.20
EF184872	16107	Wren Oil	Waste Disposal Services	28/11/2025	438.90
EF184873	16846	Action Glass & Aluminium	Glazing Services	28/11/2025	14,532.10
EF184874	16979	Japanese Truck And Bus Spares Pty Ltd	Spare Parts - Automotive	28/11/2025	529.05
EF184875	17345	Kennards Hire - Myaree	Equipment Hire	28/11/2025	8,720.00
EF184876	18073	Paramount Security Services	Security Services	28/11/2025	2,153.80
EF184877	18114	Bollig Design Group P/L	Architectural Services	28/11/2025	8,250.00
EF184878	18203	Natsync Environmental	Pest Control	28/11/2025	428.00
EF184879	18286	Iw Projects Pty Ltd	Consultancy Services - Civil Engineering	28/11/2025	18,613.65
EF184880	18533	Friends Of The Community Inc.	Catering Services	28/11/2025	1,730.00
EF184881	18611	Perth Nrm	Natural Resource Mgt Services	28/11/2025	22,000.00
EF184882	18763	Local Community Insurance Services (Part Of Jlt Group)	Community Insurance Policies	28/11/2025	528.16
EF184883	18962	Sealanes (1985) P/L	Catering Supplies	28/11/2025	3,218.83
EF184884	19107	Forever Shining Artforms Wa	Parks Infrastructure Services	28/11/2025	40,876.00
EF184885	19460	Insight Enterprises Australia Pty Ltd	Hardware, Software, Technology Solutions	28/11/2025	19,840.51
EF184886	19533	Woolworths Group Ltd (Woolworths & Big W)	Groceries	28/11/2025	3,759.44
EF184887	20000	Aust West Auto Electrical Pty Ltd	Auto Electrical Services	28/11/2025	263.00
EF184888	20146	Data#3 Limited	Contract It Personnel & Software	28/11/2025	2,022.57
EF184889	20535	Home-Grown Theatre	Drama Classes	28/11/2025	150.00
EF184890	20539	The Trustee For The Cox Architecture (Aust) Unit Trust Cox Architecture Pty Ltd	Architecture	28/11/2025	9,020.00
EF184891	20547	Garrards Pty Ltd	Insecticides / Pesticides	28/11/2025	89.22
EF184892	21291	The Worm Shed	Environmental Education	28/11/2025	3,267.00
EF184893	21294	Cat Haven	Animal Services	28/11/2025	2,330.00
EF184894	21744	Jb Hi Fi - Commercial	Electronic Equipment	28/11/2025	8,017.25
EF184895	21938	R.G Hammond & T.S Murphy Russell Hammond (Zap Circus)	Performance	28/11/2025	2,805.00
EF184896	21946	Ryan's Quality Meats	Meat Supplies	28/11/2025	1,730.24
EF184897	22404	Cleverpatch Pty Ltd	Arts/Craft Supplies	28/11/2025	490.78
EF184898	22553	Brownes Food Operations	Catering Supplies	28/11/2025	163.19
EF184899	22613	Vicki Royans	Artistic Services	28/11/2025	640.00
EF184900	22623	Landmark Products Ltd	Landscape Infrastructure	28/11/2025	28,074.64
EF184901	22658	South East Regional Centre For Urban Landcare Inc (Sercul)	Urban Landcare Services	28/11/2025	61,492.06
EF184902	22806	Chevron Australia Downstream Fuels Pty Ltd	Fuel Supplies	28/11/2025	87,864.92
EF184903	22859	Top Of The Ladder	Gutter Cleaning Services	28/11/2025	24,079.00
EF184904	22903	Unique International Recoveries Llc	Debt Collectors	28/11/2025	499.20
EF184905	23332	Wrights Heavy Recovery	Towing Services	28/11/2025	3,080.00
EF184906	23351	Cockburn Gp Super Clinic Limited T/A Cockburn Integrated Health	Leasing Fees	28/11/2025	1,552.29
EF184907	23457	Totally Workwear Fremantle	Clothing - Uniforms	28/11/2025	11,127.68
EF184908	23570	A Proud Landmark Pty Ltd	Landscape Construction Services	28/11/2025	103,814.70
EF184909	23579	Daimler Trucks Perth	Purchase Of New Truck	28/11/2025	1,641.74
EF184910	23685	Astro Synthetic Turf Pty Ltd	Site Inspections	28/11/2025	29,068.60
EF184911	24275	Truck Centre Wa Pty Ltd	Purchase Of New Truck	28/11/2025	202.27

EF184912	24298	Tanks For Hire	Equipment Hire	28/11/2025	743.60
EF184913	24527	Australian Association For Environmental Education (Wa Chapt	Course Registration	28/11/2025	275.00
EF184914	24655	Automasters Spearwood	Vehicle Servicing	28/11/2025	585.80
EF184915	24725	Feral Invasive Species Eradication Management	Eradication Management Services	28/11/2025	12,864.50
EF184916	24736	Zenien	Cctv Camera Licences	28/11/2025	1,870.00
EF184917	25063	Superior Pak Pty Ltd	Vehicle Maintenance	28/11/2025	863.64
EF184918	25102	Fremantle Mobile Welding	Welding Services	28/11/2025	12,267.45
EF184919	25121	Imagesource Digital Solutions	Billboards	28/11/2025	3,238.40
EF184920	25264	Acurix Networks Pty Ltd	Wifi Access Service	28/11/2025	7,722.63
EF184921	25418	Cs Legal	Legal Services	28/11/2025	10,171.89
EF184922	25586	Envirovap Pty Ltd	Hire Of Leachate Units	28/11/2025	17,635.75
EF184923	25645	Yelakitj Moort Nyungar Association Inc	Welcome To The Country Performances	28/11/2025	500.00
EF184924	25731	Wheelie Clean	Cleaning Services	28/11/2025	643.50
EF184925	26162	Randstad Pty Ltd	Employment Services	28/11/2025	413.34
EF184926	26257	Paperbark Technologies Pty Ltd	Arboricultural Consultancy Services	28/11/2025	8,308.74
EF184927	26303	Gecko Contracting Turf & Landscape Maintenance	Turf & Landscape Maintenance	28/11/2025	52,094.48
EF184928	26470	Scp Conservation	Fencing Services	28/11/2025	8,943.00
EF184929	26623	Cromag Pty Ltd (Sigma Chemicals) Sigma Telford Group	Chemicals - Pool	28/11/2025	4,744.88
EF184930	26677	Australia And New Zealand Recycling Platform Limited	Not- For-Profit Member Services Body	28/11/2025	9,592.88
EF184931	26698	Melville Mitsubishi	Purchase Of New Vehicles & Maintenance	28/11/2025	447.70
EF184932	26705	Creative Adm	Marketing Services	28/11/2025	10,175.00
EF184933	26709	Talis Consultants Pty Ltd	Waste Consultancy	28/11/2025	2,169.75
EF184934	26735	Shane McMaster Surveys	Survey Services	28/11/2025	13,970.00
EF184935	26739	Kerb Doctor	Kerb Maintenance	28/11/2025	3,645.13
EF184936	26743	Statewide Turf Services	Turf Renovation	28/11/2025	69,191.10
EF184937	26754	Connect Call Centre Services	Call Centre Services	28/11/2025	3,654.75
EF184938	26761	The Sand Card Company	Entertainment Services	28/11/2025	1,660.00
EF184939	26771	Instant Products Hire	Portable Toilet Hire	28/11/2025	1,151.04
EF184940	26789	Raeco	Supplier Of Library Shelving And Furnitu	28/11/2025	373.01
EF184941	26791	Monsterball Amusement & Hire	Amusement Hire	28/11/2025	6,690.00
EF184942	26807	Transair Two Way Radio	Equipment Repairs & Maintenance Services	28/11/2025	3,039.30
EF184943	26812	Brooks Choice Removals	Removalists	28/11/2025	858.00
EF184944	26843	Ergolink	Ergonomic Office Furniture	28/11/2025	636.25
EF184945	26848	Melanie Maclou	Artistic Services	28/11/2025	800.00
EF184946	26854	Whs Foundation	Training	28/11/2025	1,980.00
EF184947	26898	Spandex Asia Pacific Pty Ltd	Signage Supplier	28/11/2025	960.40
EF184948	26901	Alyka Pty Ltd	Digital Consultancy And Web Development	28/11/2025	20,998.32
EF184949	26923	Woodlands	Rubbish Collection Equipment	28/11/2025	23,210.00
EF184950	26929	Elan Energy Matrix Pty Ltd	Recycling Services	28/11/2025	3,101.90
EF184951	26946	Av Truck Services Pty Ltd	Truck Dealership	28/11/2025	2,414.16
EF184952	26978	Pte Group Pty Ltd Pte Group	Manufacturing	28/11/2025	60,253.90
EF184953	26983	Hitech Sports Pty Ltd	Sporting Equipment	28/11/2025	1,845.80
EF184954	26985	Access Icon Pty Ltd	Drainage Products	28/11/2025	13,030.60
EF184955	27010	Quantum Building Services Pty Ltd	Building Maintenance	28/11/2025	28,959.29
EF184956	27011	Baileys Marine Fuel Australia	Fuel	28/11/2025	3,614.99
EF184957	27015	Intelli Trac	Gps Tracking	28/11/2025	3,735.60
EF184958	27031	Downer Edi Works Pty Ltd	Asphalt Services - A000152	28/11/2025	391,462.21
EF184959	27044	Graffiti Systems Australia	Graffiti Removal & Anti-Graffiti Coating	28/11/2025	7,560.30
EF184960	27054	Vocus Pty Ltd	Telecommunications	28/11/2025	5,295.66

EF184961	27059	Frontline Fire & Rescue Equipment	Manufacture-Fire Vehicles/Equipment	28/11/2025	4,089.53
EF184962	27065	Westbooks	Books	28/11/2025	4,140.39
EF184963	27082	Kulbardi Pty Ltd	Stationery Supplies	28/11/2025	1,431.46
EF184964	27085	Savills Project Management Pty Ltd	Project Management	28/11/2025	7,920.00
EF184965	27093	Faac Technologies Australia Pty Ltd Magnetic Automation	Gates/Barriers	28/11/2025	553.93
EF184966	27144	Property Valuation & Advisory (Wa) Pty Ltd	Valuation Services	28/11/2025	2,750.00
EF184967	27168	Nightlife Music Pty Ltd	Music Management	28/11/2025	465.53
EF184968	27177	Rentokil Initial Pty Ltd (Initial Hygiene)	Hygiene	28/11/2025	12,646.09
EF184969	27198	Green Promotions Pty Ltd	Promotional Supplies	28/11/2025	1,380.50
EF184970	27222	Ashton Safety Health Environment	Safety, Health, Environment Consulting	28/11/2025	8,580.00
EF184971	27241	Landscape Elements	Landscaping Services	28/11/2025	85,624.31
EF184972	27243	Arjohuntleigh Pty Ltd	Supply, Repairs Health Equipemnt	28/11/2025	352.00
EF184973	27246	Veale Auto Parts	Spare Parts Mechanical	28/11/2025	1,425.30
EF184974	27277	Department Of Water And Environmental Regulation	Quarterly Land Fill Levy	28/11/2025	5,431.25
EF184975	27334	Westcare Print	Printing Services	28/11/2025	126.50
EF184976	27362	The Mighty Booths	Photobooth	28/11/2025	850.00
EF184977	27368	Savi Systems	Audio Visual Supply And Installation	28/11/2025	11,518.29
EF184978	27374	Southern Cross Cleaning	Commercial Cleaning	28/11/2025	7,315.09
EF184979	27381	Christopher George Moore	Exercise Classes	28/11/2025	2,565.00
EF184980	27437	Pb Reticulation & Maintenance Services Pty Ltd	Irrigation Services	28/11/2025	3,754.85
EF184981	27507	Serco Facilities Management Pty Ltd	Cleaning Services - C100831	28/11/2025	117,942.46
EF184982	27539	Jasmin Carpentry & Maintenance	Carpentry	28/11/2025	7,394.75
EF184983	27546	Bpa Engineering	Consultancy - Engineering	28/11/2025	1,804.00
EF184984	27548	Standing Fork	Catering	28/11/2025	4,547.40
EF184985	27579	Soco Studios	Photography Services	28/11/2025	990.00
EF184986	27596	Allwest Plant Hire Australia Pty Ltd	Plant Hire And Civil Contracting	28/11/2025	6,222.77
EF184987	27597	Relativity Group Pty Ltd	Communication And Events	28/11/2025	1,100.00
EF184988	27613	Redimed Pty Ltd	Medical & Health Services	28/11/2025	6,721.00
EF184989	27630	K-Line Fencing Group	Fencing	28/11/2025	2,062.50
EF184990	27631	Aquatic Services Wa Pty Ltd	Pool Equipment & Maintenance	28/11/2025	24,020.55
EF184991	27675	Wgawa Pty Ltd	Consultancy Engineering	28/11/2025	11,818.95
EF184992	27676	Blue Force Pty Ltd	Security Services - A000001	28/11/2025	162,232.53
EF184993	27695	Qtm Pty Ltd	Traffic Management	28/11/2025	1,650.00
EF184994	27751	Es2 Pty Ltd	Cyber Space Security	28/11/2025	25,395.70
EF184995	27797	City Lift Services Pty Ltd	Lift Maintenance	28/11/2025	1,372.25
EF184996	27803	Born To Sparkle	Entertainment	28/11/2025	425.00
EF184997	27813	Namisartroom	Education/Training	28/11/2025	800.00
EF184998	27819	Axiis Contracting Pty Ltd	Concrete Works - A001990	28/11/2025	136,241.14
EF184999	27835	Diverseco Pty Ltd	Weighing Equipment	28/11/2025	709.50
EF185000	27886	Bbc Entertainment	Entertainment Agency	28/11/2025	3,553.00
EF185001	27907	Jenoptik Australia Pty Ltd	Radar Signs	28/11/2025	7,163.20
EF185002	27913	Emerge Associates	Environmental Consulting	28/11/2025	14,104.75
EF185003	27917	Go Doors Advanced Automation	Door Maintenance & Repair	28/11/2025	5,068.86
EF185004	27965	Stantec Australia Pty Ltd	Engineering Services	28/11/2025	50,778.34
EF185005	28003	Taylor Made Design	Graphic Design	28/11/2025	1,925.00
EF185006	28049	Copy Magic	Printing Services	28/11/2025	114.40
EF185007	28058	Sage Consulting Engineers Pty Ltd	Consultancy - Engineering	28/11/2025	3,465.00
EF185008	28061	Go2cup	Paper Cups	28/11/2025	7,216.00
EF185009	28086	Gfg Consulting	Consultancy	28/11/2025	24,466.40

EF185010	28168	Sifting Sands	Sand Cleaning	28/11/2025	3,720.20
EF185011	28191	Enviro Sweep	Sweeping Services	28/11/2025	5,208.52
EF185012	28196	Brightmark Group Pty Ltd	Cleaning Services	28/11/2025	4,430.67
EF185013	28201	Select Fresh	Food Supplies	28/11/2025	461.56
EF185014	28211	Nordic Fitness Equipment	Fitness Equipment	28/11/2025	3,270.00
EF185015	28214	Beyond Skateboarding	Skateboarding Clinics	28/11/2025	2,200.00
EF185016	28215	Complete Office Supplies Pty Ltd	Stationery	28/11/2025	3,343.65
EF185017	28229	Reino International Pty Ltd	Parking Software	28/11/2025	1,920.49
EF185018	28231	Typeset Pty Ltd	Editorial And Business Communications Se	28/11/2025	1,292.50
EF185019	28233	Western Maze Wa Pty Ltd	Waste Collection Services	28/11/2025	4,686.00
EF185020	28241	Swift Flow Pty Ltd	Plumbing	28/11/2025	13,998.63
EF185021	28251	Kids Just Wanna Have Fun Amusement Hire	Hire Services	28/11/2025	590.00
EF185022	28261	Hazed Services Pty Ltd	Safety - Roof	28/11/2025	662.75
EF185023	28264	Remondis Go Organics Pty Ltd	Organics Processing	28/11/2025	66,408.38
EF185024	28265	Tree Care Wa	Vegetation Maintenance Services A000129 - C100840	28/11/2025	157,819.30
EF185025	28277	Gesha Coffee Co	Coffee Supplies	28/11/2025	1,262.88
EF185026	28303	Miracle Recreation Equipment	Playground Equipment	28/11/2025	324.50
EF185027	28318	Ati-Mirage	Training	28/11/2025	11,709.50
EF185028	28351	Clever Designs Uniforms	Clothing	28/11/2025	171.00
EF185029	28371	Flexi Staff	Employment Services	28/11/2025	19,409.58
EF185030	28381	Sandwai Pty Ltd	Software	28/11/2025	1,871.10
EF185031	28392	Mcs Civil Contracting	Engineering/Earthworks	28/11/2025	46,579.54
EF185032	28406	Ricochet Circus And Entertainment Pty Ltd	Entertainment	28/11/2025	3,850.00
EF185033	28408	Rc Vegetation Services Pty Ltd	Mowing Services	28/11/2025	4,138.20
EF185034	28410	Wa Temporary Fencing Supplies	Hire Fencing	28/11/2025	550.00
EF185035	28426	Power Paving Pty Ltd	Paving Services	28/11/2025	9,900.00
EF185036	28428	Wa Bolts Pty Ltd	Fixings & Fasteners	28/11/2025	250.00
EF185037	28435	Tourism Council Western Australia	Tourism	28/11/2025	3,850.00
EF185038	28437	Building & Industrial Cleaning Services	Cleaning Services	28/11/2025	66,242.23
EF185039	28448	Enchanted Stiltwalking	Roving Entertainment	28/11/2025	6,270.00
EF185040	28454	Aussie Natural Spring Water	Water Supplies	28/11/2025	712.17
EF185041	28471	Telstra Limited	Telecommunications	28/11/2025	18,517.30
EF185042	28500	Fieldey Art Fieldes, Haylee Ann (Fieldey Art)	Art Murals And Workshops	28/11/2025	24,750.00
EF185043	28505	Maltia Caffè The Trustee For Caruana Family Trust	Cafe And Catering Services	28/11/2025	359.00
EF185044	28508	T C Waste (Wa) Pty Ltd (D & M Waste Management) D & M Waste Managemen	Waste Management	28/11/2025	5,197.50
EF185045	28516	Classic Hire	Equipment Hire	28/11/2025	5,246.89
EF185046	28517	Robowash Pty Ltd	Automatic Cleaning System Manufacturer	28/11/2025	1,045.00
EF185047	28522	Bing Technologies Pty Ltd	Mailing Services	28/11/2025	267.23
EF185048	28532	Oil & Energy Pty. Ltd.	Lubricant Supplier	28/11/2025	2,134.00
EF185049	28540	Asana, Inc.	Productivity Software	28/11/2025	7,952.71
EF185050	28569	Choiceone Pty Ltd	Recruitment Services	28/11/2025	35,286.40
EF185051	28580	Successful Projects	Project Management, Planning &Scheduling	28/11/2025	409.20
EF185052	28584	Ausco Modular Pty Ltd	Hire Services	28/11/2025	5,207.76
EF185053	28614	Ronan Freeburn Wa Comedy	Event Producer	28/11/2025	11,417.50
EF185054	28621	Imprint Plastic	Printing	28/11/2025	706.75
EF185055	28622	Hatch Pty Ltd	Engineering Services	28/11/2025	3,123.37
EF185056	28632	Total Connections Pty Ltd	Hose, Hydraulics & Fire Protection Servi	28/11/2025	3,683.99
EF185057	28654	William Buck Buck, William Sri Peter	Photography Services	28/11/2025	594.00
EF185058	28656	The Event Mill Pty Ltd	Event Hire	28/11/2025	2,684.00

EF185059	28663	Freestyle Now Shaun Travis Jarvis	Skatepark Activation	28/11/2025	2,750.00
EF185060	28667	Nuturf Australian Agribusiness Holdings Pty Ltd	Landscaping - Turf	28/11/2025	1,276.00
EF185061	28687	Megavision	Event Business	28/11/2025	8,610.80
EF185062	28710	Premier Envelopes Australia Pty Ltd	Supply & Printing Of Envelops	28/11/2025	1,184.83
EF185063	28754	Rcm Systems Pty Ltd	Subscription Service	28/11/2025	1,900.80
EF185064	28762	Hart Sport Australia Pty Ltd Hart Sport	Supply Sporting Equipment	28/11/2025	1,120.14
EF185065	28767	The Trustee For Bugbusters Unit Trust Bug Busters	Pest Control	28/11/2025	1,639.00
EF185066	28769	Blak Line Industries Pty Ltd Blak Line Industries	Print Management Within The Print & Grap	28/11/2025	7,009.48
EF185067	28770	Bizfurn Express Australia Pty Ltd Bfx Furniture	Furniture Manufacturer	28/11/2025	2,019.22
EF185068	28778	Isubscribe Pty Limited	Magazine Subscription Company	28/11/2025	7,514.89
EF185069	28800	Bolinda Digital Pty Ltd	Audiobook Publishing And Technology	28/11/2025	997.23
EF185070	28815	Weldplas And Services Pty Ltd	Construction - Plastic Fabrication	28/11/2025	2,244.00
EF185071	28823	Synergy Business Systems Pty Ltd Boss Industrial	Industrial Supply	28/11/2025	1,252.55
EF185072	28852	Cti Couriers Pty Ltd	Courier Services	28/11/2025	4,565.25
EF185073	28873	The Trustee For Sciorio Family Trust Aaa Windscreens & Tinting	Automotive Glass Replacement And Tinting	28/11/2025	935.00
EF185074	28893	B.J Keat & C.J Meerton Little People Play	Children's Events/Toy Hire	28/11/2025	2,915.00
EF185075	28896	Richard Brown Mark My Turf	Line Marking	28/11/2025	693.00
EF185076	28897	Mcleods Lawyers Pty Ltd Mcleods Lawyers	Legal Service	28/11/2025	9,804.57
EF185077	28902	Biota Environmental Sciences Pty Ltd Biota Environmental Sciences Pty Ltd	Environmental Consultancy	28/11/2025	1,287.00
EF185078	28916	Al Melville Pty Ltd Melville Hyundai	Automotive Sales And Repairs	28/11/2025	37,379.75
EF185079	28927	Veolia Recycling & Recovery (Perth) Pty Ltd Veolia Recycling & Recovery (Perth)	Waste Recycling And Recovery	28/11/2025	51,208.54
EF185080	28947	Baroness Holdings Pty Ltd Tree Planting And Watering	Tree Watering	28/11/2025	33,927.24
EF185081	28958	Ben Sgherza Independent Disability Consultant	Disability Consulting	28/11/2025	1,800.00
EF185082	29026	Suzette Collective Pty Ltd Suzette Collective T/A Suzette Events	Events - Catering And Music Management	28/11/2025	161.00
EF185083	29062	Hannah Frances Smith Budding Concepts	Horticultural And Gardening Advice, Cons	28/11/2025	850.00
EF185084	29068	The Trustee For Franz Family Trust Franz Building Supplies	Building Materials Supplier	28/11/2025	2,180.41
EF185085	29083	Tango Information Technology Pty Ltd Tango It	It Consulting	28/11/2025	21,450.00
EF185086	29107	Michelle Lorraine Kember-Imrie	Online Communications Consultancy	28/11/2025	1,800.00
EF185087	29112	Emily Claire Paull	Events - Author And Illustrator	28/11/2025	488.00
EF185088	29118	Grandstand Ventures Pty Grandstand Agency	Events - Entertainment	28/11/2025	605.00
EF185089	29125	Nebe Tennille	Events	28/11/2025	1,500.00
EF185090	29127	Global Workwear Investments Pty Ltd Totally Workwear	Workwear	28/11/2025	1,634.89
EF185091	29128	The Trustee For The Hayley Family Trust - Bricks 4 Kidz Appl Bricks 4 Kidz Appl	Stem Education Services	28/11/2025	462.00
EF185092	29170	D.J Firkin & P.C Firkin Firkin Entertainment	Musicians - Entertainment	28/11/2025	600.00
EF185093	29173	Mcguire, Vaughn Joshua Aboriginal Services Australia	Cultural Advisory	28/11/2025	605.00
EF185094	29191	Prime Aquatics Pty Ltd Neptune Benson Australia	Pool Filtration	28/11/2025	44,356.40
EF185095	29194	Eurotech Group Pty Ltd Eurotech	Signage Hardware	28/11/2025	863.84
EF185096	29198	D & E Air Conditioning Pty Limited	Hvac - Mechanical Services	28/11/2025	95,183.00
EF185097	29201	Planet Of The Shapes Paperscout	Graphic Design	28/11/2025	770.00
EF185098	29210	Bianca Victoria Breen Bianca Breen	Writing Workshop Facilitator	28/11/2025	250.00
EF185099	29212	Brak Pty Ltd Sweepers N Scrubbers	Sales/ Servicing Of Sweepers And Scrubbe	28/11/2025	3,790.20
EF185100	29216	The Trustee For Crisdale Unit Trust Crisdale Recruitment Group	Recruitment	28/11/2025	8,240.99
EF185101	29232	Altrum Pty Ltd Engineered Efficiency	Engineering Services	28/11/2025	22,203.84
EF185102	29233	Pentland Australia Pty Limited Speedo Australia	Design, Manufacture, And Distribution Of	28/11/2025	2,820.40
EF185103	29241	Brazilian Community Association Inc.	Community Activities	28/11/2025	5,000.00
EF185104	29245	Realbuilt Partners Pty Ltd	Building Consultancy And Project Managem	28/11/2025	2,640.00
EF185105	29251	Newhaven Family Investments Pty Ltd & The Trustee For Lucwam Perth Better	Supply	28/11/2025	275.00
EF185106	29253	Ngaru Pou Inc	Childrens Cultural Group	28/11/2025	2,500.00
EF185107	29256	Kevin Mararo Wangai Mararo Wangai	Independent Artist	28/11/2025	1,000.00



EF185108	29257	Slr Consulting Australia Pty Ltd	Consulting	28/11/2025	14,949.00
EF185109	29262	Sydfran Pty Ltd (Indoor Plant Solutions) Indoor Plant Solutions	Indoor Plant Hire	28/11/2025	345.95
EF185110	29266	Wesco Electronics (1966 Pty Ltd) Wesco Electronics	Provide Commercial Electrical And Audio-	28/11/2025	16,940.00
EF185111	29269	Contra-Flow Pty Ltd	Traffic Management Services - A001998	28/11/2025	162,247.90
EF185112	29272	Total Event Shades Pty Ltd	Hire Shade Sails And Shade Domes	28/11/2025	4,125.00
EF185113	29273	Bollywood Dhamaka (Michelle Ridsdale)	Dancer	28/11/2025	1,050.00
EF185114	29279	Systems Applied Pty Ltd	Software	28/11/2025	4,400.00
EF185115	29282	Leverock Pty Ltd Sportsworld Of Wa	Swim Gear	28/11/2025	17,721.55
EF185116	29288	Deaf Services Limited Deaf Connect	Auslan Interpreting	28/11/2025	666.02
EF185117	29291	Moses Nii Odartei To The Toes Afro Band	Music Band	28/11/2025	1,500.00
EF185118	29294	Netmagic Holdings Pty Ltd Tara Yoga And Dance	Dance And Yoga	28/11/2025	255.00
EF185119	29305	Florez Nevado, Johan Andres Bembe Latin Dance	Dance Instruction, Performances And Even	28/11/2025	1,000.00
EF185120	29306	Raza Sanam Henna Artist Perth	Henna Service	28/11/2025	1,000.00
EF185121	29307	Hannah, Kate Elizabeth	Creative Workshops And Events	28/11/2025	1,635.00
EF185122	29314	Sherwood Flooring Wa Pty Ltd	Flooring	28/11/2025	2,145.00
EF185123	29323	Distinctly Travel Management Pty Ltd	Tourism Development Consulting	28/11/2025	3,850.00
EF185124	29327	Fatima Filipa Rodrigues Pinto Le Toboggan	Bookshop	28/11/2025	4,605.60
EF185125	29330	Farida Rabih Casa Del Compas	Events - Dance Instructor	28/11/2025	198.00
EF185126	29332	The Trustee For The Ancestrais Capoeira Trust Ancestrais Capoeira Brazilian D	Events - Live Performances	28/11/2025	400.00
EF185127	29340	Griffin Blake Allen Kong Hing Koon Perth	Events - Live Performances	28/11/2025	1,200.00
EF185128	29341	Trang Le Vietnamese Community In Australia- Ao Dai Club	Events - Entertainment	28/11/2025	400.00
EF185129	10747	linet Limited	Internet Services	28/11/2025	899.84
EF185130	11348	Shire Of Kalamunda	Local Government Entity	28/11/2025	9,204.51
EF185131	11758	Req Officers Do Not Use - Water Corp Utility Account Only - Please Refer To 1	Water Usage / Sundry Charges	28/11/2025	63,809.72
EF185132	29060	Superchoice Services Pty Limited - Sgc Payments Contractor	Payroll Deductions	28/11/2025	4,774.23
		<b>TOTAL OF 895 EFT PAYMENTS</b>			<b>12,877,877.94</b>
		LESS: CANCELLED EFT PAYMENTS			
EF183500	88888	Sundry Creditor Eft	Refund	13/11/2025	-500.00
EF183914	99997	Coc Grants, Donations & Refunds	Grants, Donations & Refunds	13/11/2025	-45.00
EF184307	88888	Sundry Creditor Eft	Refund	18/11/2025	-500.00
EF184647	99997	Coc Grants, Donations & Refunds	Grants, Donations & Refunds	27/11/2025	-45.00
EF184685	88888	Sundry Creditor Eft	Refund	27/11/2025	-100.00
EF184696	88888	Sundry Creditor Eft	Refund	27/11/2025	-100.00
		<b>TOTAL CANCELLED EFT PAYMENT</b>			<b>-1,290.00</b>
		<b>TOTAL EFT PAYMENTS ( EXCL. CANCELLED PAYMENTS)</b>			<b>12,876,587.94</b>
		<b>ADD: BANK FEES</b>			
		FAT ZEBRA PAYMENT SERVICE			2951.02
		BPAY BATCH FEE			14.49
		MERCHANT FEES COC			2284.08
		MERCHANT FEES MARINA			53.21
		MERCHANT FEES ARC			3065.62
		MERCHANT FEES VARIOUS OUT CENTRES			1613.93

	NATIONAL BPAY CHARGE			3,065.50
	RTGS/ACLR FEE			
	NAB TRANSACT FEE			259.20
	AMEX FEES			3275.45
	MERCHANDISE / OTHER FEES			
				<b>16,582.50</b>
	<b><u>ADD: CREDIT CARD PAYMENTS</u></b>			
				70,821.08
	<b><u>ADD: PAYROLL PAYMENTS</u></b>			<b>70,821.08</b>
	COC02/11/25 Pmt 000302752679 City of Cockburn	5/11/2025	2,024,613.37	
	COC30/10/25 Pmt 000302755519 City of Cockburn	5/11/2025	1,625.50	
	COC06/11/25 Pmt 000302913616 City of Cockburn	6/11/2025	439.82	
	COC07/11/25 Pmt 000303029650 City of Cockburn	7/11/2025	15,622.02	
	COC07/11/25 Pmt 000303234843 City of Cockburn	11/11/2025	12,274.43	
	COC10/11/25 Pmt 000303235075 City of Cockburn	11/11/2025	6,123.61	
	COC11/11/25 Pmt 000303247457 City of Cockburn	11/11/2025	232.86	
	COC31/10/25 Pmt 000303234972 City of Cockburn	11/11/2025	2,042.11	
	COC12/11/25 Pmt 000303861382 City of Cockburn	19/11/2025	1,420.43	
	COC14/11/25 Pmt 000303861397 City of Cockburn	19/11/2025	3,301.19	
	COC16/11/25 Pmt 000303937108 City of Cockburn	19/11/2025	2,023,114.85	
	COC20/11/25 Pmt 000304090780 City of Cockburn	20/11/2025	6,375.45	
	COC25/11/25 Pmt 000304418522 City of Cockburn	25/11/2025	573.3	
	COC20/11/25 Pmt 000304559801 City of Cockburn	27/11/2025	3,154.34	
	COC24/11/25 Pmt 000304560006 City of Cockburn	27/11/2025	3,231.60	
	COC27/11/25 Pmt 000304653644 City of Cockburn	27/11/2025	1,150.73	
				<b>4,105,295.61</b>
	<b>TOTAL PAYMENTS MADE FOR THE MONTH</b>			<b>17,069,287.13</b>

## City of Cockburn

## Credit Card Transactions Report

Transactions Post Date Between 30-Sep-2025 and 30-Oct-2025

<i>Date</i>	<i>Service Provider</i>	<i>Card Liability</i>	<i>Expense Category</i>
-------------	-------------------------	-----------------------	-------------------------

## CEO

51.26

1/10/2025	ANNUAL FEE	32.00	Bank and Other Fees
24/10/2025	WILSON PARKING PER031	19.26	Parking Expenses

## Director Infrastructure Services

2,485.04

24/10/2025	QANTAS	1,210.52	Travel and Accommodation
24/10/2025	QANTAS	1,210.52	Travel and Accommodation
6/10/2025	WANEWSDTI	32.00	Subscriptions and Memberships
1/10/2025	ANNUAL FEE	32.00	Bank and Other Fees

## Waste Collection Supervisor

411.94

8/10/2025	BOSS INDUSTRIAL	379.94	Supplies and Materials Purchases
1/10/2025	ANNUAL FEE	32.00	Bank and Other Fees

## Financial Counsellor

1,171.00

13/10/2025	SPACETOCO VENUE HIRE	- 104.00	Hire of Equipment and Facilities
13/10/2025	SPACETOCO VENUE HIRE	- 72.00	Hire of Equipment and Facilities
20/10/2025	GILBERTS FRESH HILTON	- 104.98	Meeting/Workshop Catering
20/10/2025	GILBERTS FRESH HILTON	- 99.99	Meeting/Workshop Catering
28/10/2025	Deaf Services	275.59	Professional Services
22/10/2025	Woolworths Online	68.54	Meeting/Workshop Catering
1/10/2025	ANNUAL FEE	32.00	Bank and Other Fees
10/10/2025	GILBERTS FRESH HILTON	35.99	Meeting/Workshop Catering
10/10/2025	GILBERTS FRESH HILTON	104.98	Meeting/Workshop Catering
10/10/2025	GILBERTS FRESH HILTON	218.95	Meeting/Workshop Catering
10/10/2025	GILBERTS FRESH HILTON	224.97	Meeting/Workshop Catering
10/10/2025	GILBERTS FRESH HILTON	330.95	Meeting/Workshop Catering
6/10/2025	FCAWA	260.00	Subscriptions and Memberships

## Library Technology Coordinator

1,292.42

29/10/2025	WOOLWORTHS 4703	8.90	Office Supplies
27/10/2025	SoundCloud	145.00	Subscriptions and Memberships
23/10/2025	INTNL TRANSACTION FEE	0.27	Subscriptions and Memberships
23/10/2025	INTNL TRANSACTION FEE	0.58	Subscriptions and Memberships
23/10/2025	ICONS8.COM	23.18	Subscriptions and Memberships
23/10/2025	CAMPSITE.BIO	10.82	Subscriptions and Memberships
21/10/2025	Windcave	397.26	Subscriptions and Memberships
21/10/2025	Intuit Mailchimp	11.70	Subscriptions and Memberships
20/10/2025	DREAMIT.AU* DREAMIT HO	234.70	Subscriptions and Memberships
16/10/2025	OPENAI *CHATGPT SUBSCR	34.17	Subscriptions and Memberships
16/10/2025	INTNL TRANSACTION FEE	0.85	Subscriptions and Memberships

## City of Cockburn

## Credit Card Transactions Report

Transactions Post Date Between 30-Sep-2025 and 30-Oct-2025

<i>Date</i>	<i>Service Provider</i>	<i>Card Liability</i>	<i>Expense Category</i>
-------------	-------------------------	-----------------------	-------------------------

1/10/2025	ANNUAL FEE	32.00	Bank and Other Fees
21/10/2025	Windcave	392.99	Subscriptions and Memberships

## Service Lead Cockburn Libraries

1,684.84

9/10/2025	AMAZON AU MARKETPLACE	63.75	Supplies and Materials Purchases
7/10/2025	BIGW ONLINE	329.00	Supplies and Materials Purchases
2/10/2025	WANEWSDTI	345.60	Supplies and Materials Purchases
2/10/2025	MYO*GREEN WORLD INDOOR	368.87	Hire of Equipment and Facilities
1/10/2025	FACEBK *8PNT3VHE2	120.53	Advertising
1/10/2025	ANNUAL FEE	32.00	Bank and Other Fees
16/10/2025	AMAZON AU MARKETPLACE	178.87	Supplies and Materials Purchases
20/10/2025	AMAZON AU MARKETPLACE	77.92	Supplies and Materials Purchases
20/10/2025	AMAZON AU MARKETPLACE	93.36	Supplies and Materials Purchases
17/10/2025	AMAZON AU MARKETPLACE	79.94	Supplies and Materials Purchases
8/10/2025	BIGW ONLINE	- 5.00	Supplies and Materials Purchases

## Organisational Development Specialist

3,654.45

1/10/2025	ANNUAL FEE	32.00	Bank and Other Fees
9/10/2025	RLSSWA	179.00	Training & Professional Development
10/10/2025	IRIS CONSULTING GROUP	619.85	Training & Professional Development
10/10/2025	PINNACLE HEIGHT SAFETY	1,800.00	Training & Professional Development
10/10/2025	VMO*VIMEO.COM	369.60	Subscriptions and Memberships
2/10/2025	RLSSWA	- 179.00	Training & Professional Development
16/10/2025	ST JOHN AMBULANCE AUST	180.00	Training & Professional Development
16/10/2025	ST JOHN AMBULANCE AUST	180.00	Training & Professional Development
23/10/2025	ST JOHN AMBULANCE AUST	70.00	Training & Professional Development
17/10/2025	ST JOHN AMBULANCE AUST	89.00	Training & Professional Development
30/10/2025	ST JOHN AMBULANCE AUST	195.00	Training & Professional Development
24/10/2025	AUST WIDE FIRST AID	119.00	Training & Professional Development

## Chief Financial Officer

32.00

1/10/2025	ANNUAL FEE	32.00	Bank and Other Fees
-----------	------------	-------	---------------------

## Service Lead Waste Management

32.00

1/10/2025	ANNUAL FEE	32.00	Bank and Other Fees
-----------	------------	-------	---------------------

## Director Corporate and System Services

1,880.85

14/10/2025	ASIC	20.00	Application, Licence, Registration Fees
16/10/2025	CEDA	687.00	Conferences and Seminars
16/10/2025	CEDA	687.00	Conferences and Seminars
23/10/2025	CEDA	- 687.00	Conferences and Seminars

## City of Cockburn

## Credit Card Transactions Report

Transactions Post Date Between 30-Sep-2025 and 30-Oct-2025

<i>Date</i>	<i>Service Provider</i>	<i>Card Liability</i>	<i>Expense Category</i>
-------------	-------------------------	-----------------------	-------------------------

17/10/2025	BOATSHED MARKET PTY	34.85	Supplies and Materials Purchases
1/10/2025	ANNUAL FEE	32.00	Bank and Other Fees
8/10/2025	CPA* CPA CONGRESS 2025	1,107.00	Conferences and Seminars

**Service Manager Communications and Engagement 6,308.52**

1/10/2025	ANNUAL FEE	32.00	Bank and Other Fees
9/10/2025	OFFICEWORKS	554.50	Office Supplies
27/10/2025	BITLY.COM	53.92	Subscriptions and Memberships
27/10/2025	INTNL TRANSACTION FEE	1.35	Bank and Other Fees
27/10/2025	INTNL TRANSACTION FEE	0.04	Bank and Other Fees
27/10/2025	LNK.BIO	1.53	Subscriptions and Memberships
23/10/2025	OFFICEWORKS	246.51	Office Supplies
20/10/2025	FIGMA	101.90	Subscriptions and Memberships
20/10/2025	INTNL TRANSACTION FEE	2.55	Bank and Other Fees
15/10/2025	FACEBK *JBYDE4RMT2	1,388.00	Advertising
1/10/2025	FACEBK *X68582VMT2	1,388.00	Advertising
1/10/2025	GRAMMARLY CO*NSU9PER	2,476.31	Subscriptions and Memberships
1/10/2025	INTNL TRANSACTION FEE	61.91	Bank and Other Fees

**Group Manager Growth and Sustainability 32.00**

1/10/2025	ANNUAL FEE	32.00	Bank and Other Fees
-----------	------------	-------	---------------------

**Art and Culture Coordinator 492.33**

1/10/2025	ANNUAL FEE	32.00	Bank and Other Fees
27/10/2025	ALDI STORES	35.93	Meeting/Workshop Catering
27/10/2025	BIG W 0455	81.10	Supplies and Materials Purchases
27/10/2025	BUNNINGS 729000	59.01	Supplies and Materials Purchases
27/10/2025	OFFICEWORKS 0620	105.00	Supplies and Materials Purchases
27/10/2025	WOOLWORTHS 4367	34.70	Meeting/Workshop Catering
27/10/2025	WOOLWORTHS 4367	31.75	Meeting/Workshop Catering
24/10/2025	WOOLWORTHS 4387	25.80	Meeting/Workshop Catering
29/10/2025	BUNNINGS 467000	87.04	Supplies and Materials Purchases

**City Facilities Coordinator 852.59**

1/10/2025	ANNUAL FEE	32.00	Bank and Other Fees
3/10/2025	OFFICEWORKS 0620	29.00	Supplies and Materials Purchases
6/10/2025	OFFICEWORKS 0616	14.00	Supplies and Materials Purchases
6/10/2025	SURJITEC PTY LTD	112.20	Professional Services
9/10/2025	BIG W 0455	131.60	Supplies and Materials Purchases
14/10/2025	SYDNEY TOOLS	299.00	Equipment Purchases
13/10/2025	AMAZON AU MARKETPLACE	28.99	Supplies and Materials Purchases

## City of Cockburn

## Credit Card Transactions Report

Transactions Post Date Between 30-Sep-2025 and 30-Oct-2025

<i>Date</i>	<i>Service Provider</i>	<i>Card Liability</i>	<i>Expense Category</i>
-------------	-------------------------	-----------------------	-------------------------

20/10/2025	COLES 0494	48.00	Supplies and Materials Purchases
16/10/2025	OFFICEWORKS 0620	94.00	Office Supplies
8/10/2025	NATIONAL ICE PARTS	63.80	Supplies and Materials Purchases

**Waste Education Coordinator 32.00**

1/10/2025	ANNUAL FEE	32.00	Bank and Other Fees
-----------	------------	-------	---------------------

**Principal Economic Development 2,734.33**

20/10/2025	Bellissimo Coffee	20.19	Travel and Accommodation
20/10/2025	Live Payments	147.02	Travel and Accommodation
21/10/2025	AMDA FOUNDATION	195.00	Conferences and Seminars
21/10/2025	EB *Speed Networking S	24.49	Subscriptions and Memberships
23/10/2025	AMDA FOUNDATION	195.00	Conferences and Seminars
23/10/2025	AMDA FOUNDATION	195.00	Conferences and Seminars
22/10/2025	PROPERTY COUNCIL OF AU	384.56	Conferences and Seminars
22/10/2025	THE AMERICAN CHAMB	101.65	Conferences and Seminars
28/10/2025	Crystalbrook Kingsley	1,148.37	Travel and Accommodation
1/10/2025	ANNUAL FEE	32.00	Bank and Other Fees
7/10/2025	OFFICEWORKS	291.05	Equipment Purchases

**Service Lead Civil Infrastructure 330.77**

1/10/2025	ANNUAL FEE	32.00	Bank and Other Fees
10/10/2025	SMP*Alpha Cleaning Sub	298.77	Supplies and Materials Purchases

**Fleet Manager 1,106.30**

28/10/2025	TWW ROCKINGHAM	99.90	Supplies and Materials Purchases
1/10/2025	ANNUAL FEE	32.00	Bank and Other Fees
7/10/2025	DMIRS EAST PERTH	903.00	Application, Licence, Registration Fees
6/10/2025	SQ *IMO CAR WASH BIBRA	35.70	Motor Vehicle Expenses
6/10/2025	SQ *IMO CAR WASH BIBRA	35.70	Motor Vehicle Expenses

**Fire and Emergency Management Manager 469.79**

1/10/2025	ANNUAL FEE	32.00	Bank and Other Fees
14/10/2025	PRINT MEDIA GROUP	437.79	Supplies and Materials Purchases

**Principal Advocacy and Public Policy 1,933.90**

20/10/2025	Grilld Pty Ltd	109.90	Meeting/Workshop Catering
6/10/2025	BUSINESS NEWS PTY LT	1,760.00	Events and Functions
7/10/2025	WANEWSDTI	32.00	Subscriptions and Memberships
1/10/2025	ANNUAL FEE	32.00	Bank and Other Fees

## City of Cockburn

## Credit Card Transactions Report

Transactions Post Date Between 30-Sep-2025 and 30-Oct-2025

<i>Date</i>	<i>Service Provider</i>	<i>Card Liability</i>	<i>Expense Category</i>
-------------	-------------------------	-----------------------	-------------------------

**Adult Services Coordinator****629.91**

17/10/2025	WOOLWORTHS 4367	8.95	Meeting/Workshop Catering
27/10/2025	COLES 0490	10.84	Meeting/Workshop Catering
27/10/2025	VENKYS EVENT MANAGEME	96.00	Meeting/Workshop Catering
27/10/2025	VENKYS EVENT MANAGEME	24.00	Meeting/Workshop Catering
27/10/2025	WOOLWORTHS 4394	64.35	Meeting/Workshop Catering
16/10/2025	Woolworths Online	137.59	Meeting/Workshop Catering
14/10/2025	Games World Cockburn	99.99	Supplies and Materials Purchases
14/10/2025	Games World Cockburn	30.99	Supplies and Materials Purchases
1/10/2025	ANNUAL FEE	32.00	Bank and Other Fees
10/10/2025	WOOLWORTHS 4703	6.00	Meeting/Workshop Catering
24/10/2025	MISS MAUD	119.20	Meeting/Workshop Catering

**Service Lead Cockburn Care Operations****1,067.40**

16/10/2025	INVOX	365.00	Training & Professional Development
14/10/2025	Woolworths Online	84.10	Supplies and Materials Purchases
15/10/2025	BIG W 0455	400.00	Supplies and Materials Purchases
1/10/2025	ANNUAL FEE	32.00	Bank and Other Fees
1/10/2025	Woolworths Online	186.30	Supplies and Materials Purchases

**Service Manager Community Development****- 134.02**

21/10/2025	Canva* 04675-16501758	39.98	Subscriptions and Memberships
1/10/2025	ANNUAL FEE	32.00	Bank and Other Fees
6/10/2025	BIG W 0455	- 58.00	Supplies and Materials Purchases
3/10/2025	BUNNINGS GROUP LTD	- 148.00	Supplies and Materials Purchases

**Library Technician****511.06**

2/10/2025	SP JB HI-FI ONLINE	163.93	Supplies and Materials Purchases
1/10/2025	ANNUAL FEE	32.00	Bank and Other Fees
27/10/2025	Booktopia	315.13	Supplies and Materials Purchases

**Collection Development Librarian****45.50**

10/10/2025	PHOENIX NEWSAGENCY	13.50	Supplies and Materials Purchases
1/10/2025	ANNUAL FEE	32.00	Bank and Other Fees

**Service Manager Library, Place and Culture****32.00**

1/10/2025	ANNUAL FEE	32.00	Bank and Other Fees
-----------	------------	-------	---------------------

**Chief Information Officer****1,204.13**

9/10/2025	WOOLWORTHS 4367	4.45	Meeting/Workshop Catering
1/10/2025	ANNUAL FEE	32.00	Bank and Other Fees

## City of Cockburn

## Credit Card Transactions Report

Transactions Post Date Between 30-Sep-2025 and 30-Oct-2025

<i>Date</i>	<i>Service Provider</i>	<i>Card Liability</i>	<i>Expense Category</i>
28/10/2025	LEGALWISE AUR-17298	424.62	Training & Professional Development
21/10/2025	EasyPark	43.73	Parking Expenses
23/10/2025	TICKETS*2025 AUSTR	338.44	Events and Functions
22/10/2025	EasyPark	44.24	Parking Expenses
30/10/2025	Subway Fremantle 21234	182.95	Meeting/Workshop Catering
8/10/2025	COLES 0263	133.70	Meeting/Workshop Catering

## Children's Development Officer

1,272.83

21/10/2025	WOOLWORTHS 4367	39.82	Meeting/Workshop Catering
15/10/2025	SPACETOCO VENUE HIRE	130.00	Hire of Equipment and Facilities
16/10/2025	SQ *BRANAN DUBH	459.00	Professional Services
16/10/2025	SQ *RAINBOW SUTRA	450.00	Professional Services
1/10/2025	ANNUAL FEE	32.00	Bank and Other Fees
2/10/2025	Clever Patch	162.01	Supplies and Materials Purchases

## Service Lead Rangers and Parking

1,191.47

1/10/2025	ANNUAL FEE	32.00	Bank and Other Fees
3/10/2025	KIT BAG	434.70	Equipment Purchases
3/10/2025	TOTALLY WORKWEAR SUCCE	45.00	Equipment Purchases
28/10/2025	Lucid Software Inc.	17.60	Subscriptions and Memberships
28/10/2025	Perth Airport Pty Ltd	120.71	Travel and Accommodation
23/10/2025	COLES 0494	28.00	Equipment Purchases
22/10/2025	CPP Council House	13.12	Parking Expenses
21/10/2025	Hotel at Booking.com	462.00	Travel and Accommodation
29/10/2025	UBER *TRIP HELP.UBER.C	38.34	Travel and Accommodation

## Service Lead Seniors Centre

3,389.70

10/10/2025	AVOCADOS RESTAURANT	1,025.00	Events and Functions
1/10/2025	ANNUAL FEE	32.00	Bank and Other Fees
1/10/2025	OFFICEWORKS	164.00	Office Supplies
22/10/2025	Byford & Districts Co	849.90	Events and Functions
27/10/2025	OFFICEWORKS	190.80	Office Supplies
27/10/2025	OFFICEWORKS	- 15.00	Office Supplies
16/10/2025	CARRINGTON'S BAR & G	616.00	Events and Functions
15/10/2025	BLACK COCKATOO PRESERV	240.00	Events and Functions
13/10/2025	PHOENIX NEWSAGENCY	175.00	Office Supplies
29/10/2025	BUNNINGS GROUP LTD	112.00	Equipment Purchases

## Senior Parking Services

45.12

1/10/2025	ANNUAL FEE	32.00	Bank and Other Fees
22/10/2025	CPP Council House	13.12	Parking Expenses



## City of Cockburn

## Credit Card Transactions Report

Transactions Post Date Between 30-Sep-2025 and 30-Oct-2025

<i>Date</i>	<i>Service Provider</i>	<i>Card Liability</i>	<i>Expense Category</i>
<b>Young Peoples Services Librarian</b>		<b>130.00</b>	
1/10/2025	ANNUAL FEE	32.00	Bank and Other Fees
20/10/2025	BIG W 0455	98.00	Supplies and Materials Purchases
<b>Director Sustainable Development and Safety</b>		<b>139.44</b>	
1/10/2025	ANNUAL FEE	32.00	Bank and Other Fees
23/10/2025	BURSWOOD NOMINEES LTD	8.03	Parking Expenses
17/10/2025	WILSON PARKING PER055	15.00	Parking Expenses
15/10/2025	WILSON PARKING PER119	8.11	Parking Expenses
15/10/2025	OPSM 1426	65.00	Disputed Transaction
15/10/2025	OPSM 1426	11.30	Disputed Transaction
<b>Senior Centre Programs Booking Officer</b>		<b>2,254.66</b>	
15/10/2025	170517CH PTY LTD	645.84	Professional Services
15/10/2025	SPACETOCO VENUE HIRE	169.00	Hire of Equipment and Facilities
14/10/2025	KMART	202.00	Supplies and Materials Purchases
28/10/2025	SQ *ROAM DISTILLERY	1,205.82	Events and Functions
1/10/2025	ANNUAL FEE	32.00	Bank and Other Fees
<b>Director Community and Place</b>		<b>32.00</b>	
1/10/2025	ANNUAL FEE	32.00	Bank and Other Fees
<b>Service Manager Development Services</b>		<b>65.50</b>	
1/10/2025	ANNUAL FEE	32.00	Bank and Other Fees
16/10/2025	SP COMBICRAFT PTY LTD	33.50	Office Supplies
<b>Service Manager Sustainability</b>		<b>144.00</b>	
1/10/2025	ANNUAL FEE	32.00	Bank and Other Fees
9/10/2025	PAYPAL *LIMEFLOWERS	112.00	Supplies and Materials Purchases
<b>Group Manager Development and Safety</b>		<b>44.17</b>	
22/10/2025	WILSON PARKING PER057	12.17	Parking Expenses
1/10/2025	ANNUAL FEE	32.00	Bank and Other Fees
<b>Service Manager Rangers and Community Safety</b>		<b>382.62</b>	
1/10/2025	ANNUAL FEE	32.00	Bank and Other Fees
28/10/2025	BUNNINGS 303000	202.23	Supplies and Materials Purchases
28/10/2025	BUNNINGS 303000	148.39	Supplies and Materials Purchases
<b>Family &amp; Community Services Manager</b>		<b>1,127.67</b>	

## City of Cockburn

## Credit Card Transactions Report

Transactions Post Date Between 30-Sep-2025 and 30-Oct-2025

<i>Date</i>	<i>Service Provider</i>	<i>Card Liability</i>	<i>Expense Category</i>
1/10/2025	ANNUAL FEE	32.00	Bank and Other Fees
1/10/2025	COLES 0333	83.00	Meeting/Workshop Catering
1/10/2025	PRICELESS DISCOUNTS	8.00	Supplies and Materials Purchases
7/10/2025	COSTCO WHOLESALE AUSTR	97.93	Meeting/Workshop Catering
10/10/2025	COLES 0490	100.00	Events and Functions
20/10/2025	SCAVACI IGA	28.83	Meeting/Workshop Catering
20/10/2025	SQ *ANGIE'S BISTROT	187.96	Meeting/Workshop Catering
14/10/2025	IGA XPRESS BIBRA LAK	8.00	Supplies and Materials Purchases
15/10/2025	SPACETOCO VENUE HIRE	203.00	Hire of Equipment and Facilities
24/10/2025	City of Joondalup	5.00	Parking Expenses
29/10/2025	Bakers Delight	27.50	Meeting/Workshop Catering
29/10/2025	WOOLWORTHS 4394	82.45	Meeting/Workshop Catering
30/10/2025	Prof Psych Services	264.00	Professional Services

## Service Lead Cockburn - ARC

88.72

2/10/2025	FACEBK *JWZSFZ8D52	56.72	Advertising
1/10/2025	ANNUAL FEE	32.00	Bank and Other Fees

## Infrastructure &amp; Operations Coordinator

506.08

24/10/2025	Pin* LIWA Aquatics	154.69	Subscriptions and Memberships
22/10/2025	MYO*The Trustee for JC	319.39	Professional Services
1/10/2025	ANNUAL FEE	32.00	Bank and Other Fees

## Health, Fitness and Wellbeing Coordinator

1,884.68

1/10/2025	ANNUAL FEE	32.00	Bank and Other Fees
15/10/2025	SP THE FLOWER RUN	92.00	Supplies and Materials Purchases
13/10/2025	ASSA LTD	559.43	Subscriptions and Memberships
13/10/2025	Case Store Pty Ltd	899.75	Equipment Purchases
27/10/2025	WAIVPAY LTD	167.70	Supplies and Materials Purchases
24/10/2025	BIG W 0444	47.00	Supplies and Materials Purchases
29/10/2025	SPOTLIGHT COCKBURN	48.00	Supplies and Materials Purchases
29/10/2025	BUNNINGS 729000	38.80	Supplies and Materials Purchases

## Customer Experience Coordinator - ARC

2,388.83

1/10/2025	ANNUAL FEE	32.00	Bank and Other Fees
7/10/2025	INTNL TRANSACTION FEE	4.37	Bank and Other Fees
7/10/2025	OUTGROW	174.69	Subscriptions and Memberships
6/10/2025	GYMSALES.NET	242.00	Supplies and Materials Purchases
6/10/2025	GYMSALES.NET	170.50	Subscriptions and Memberships
6/10/2025	NAAVI PTY LTD	32.00	Supplies and Materials Purchases
3/10/2025	Canva* 04657-10059066	17.99	Subscriptions and Memberships

## City of Cockburn

## Credit Card Transactions Report

Transactions Post Date Between 30-Sep-2025 and 30-Oct-2025

<i>Date</i>	<i>Service Provider</i>	<i>Card Liability</i>	<i>Expense Category</i>
2/10/2025	Google ADS7377651407	156.85	Advertising
17/10/2025	SMP*Visual Workwear	77.91	Supplies and Materials Purchases
17/10/2025	SP ST JOHN AMBULANCE N	283.00	Equipment Purchases
27/10/2025	DELIGHTED LLC	383.61	Subscriptions and Memberships
27/10/2025	INTNL TRANSACTION FEE	9.59	Bank and Other Fees
13/10/2025	iStock.com	93.50	Subscriptions and Memberships
15/10/2025	INTNL TRANSACTION FEE	17.34	Bank and Other Fees
15/10/2025	STRIPO.EMAIL EDITOR	693.48	Subscriptions and Memberships

## Youth Centre Coordinator

914.52

27/10/2025	SumUp **Justchillin ho	170.00	Events and Functions
13/10/2025	PHARMACY 777 LEEMING	21.96	Office Supplies
1/10/2025	ANNUAL FEE	32.00	Bank and Other Fees
7/10/2025	SPOTLIGHT COCKBURN	15.00	Program Costs
9/10/2025	KMART 1362	33.50	Program Costs
9/10/2025	RANGE PRODUCTS PTY LTD	87.45	Program Costs
10/10/2025	THE HOYTS CORPORATIO	511.27	Program Costs
3/10/2025	OFFICEWORKS 0620	43.34	Parking Expenses

## Branch Support Librarian

190.10

30/09/2025	PAYPAL *COLESSUPERM	70.10	Supplies and Materials Purchases
20/10/2025	NEWS PTY LIMITED	88.00	Supplies and Materials Purchases
1/10/2025	ANNUAL FEE	32.00	Bank and Other Fees

## Service Lead Events and Culture

802.96

3/10/2025	GILBERTS FRESH HILTON	259.97	Meeting/Workshop Catering
2/10/2025	COCKBURN POLICE STATIO	93.50	Application, Licence, Registration Fees
7/10/2025	CALTEx HAMILTON HILL	142.09	Motor Vehicle Expenses
7/10/2025	IMAGESOURCE	143.00	Office Supplies
1/10/2025	ANNUAL FEE	32.00	Bank and Other Fees
28/10/2025	SP LABOOPSTER - 1802	71.20	Office Supplies
28/10/2025	Subway Spearwood 19850	61.20	Meeting/Workshop Catering

## Branch Manager - Spearwood Library

1,886.20

9/10/2025	Neverfail Springwater	46.20	Hire of Equipment and Facilities
1/10/2025	ANNUAL FEE	32.00	Bank and Other Fees
20/10/2025	WWW.ADDRESSIFY.COM.AU	440.00	Subscriptions and Memberships
28/10/2025	MYO*GREEN WORLD INDOOR	221.42	Hire of Equipment and Facilities
28/10/2025	WANEWSDTI	592.19	Subscriptions and Memberships
22/10/2025	WANEWSDTI	554.39	Subscriptions and Memberships

## City of Cockburn

## Credit Card Transactions Report

Transactions Post Date Between 30-Sep-2025 and 30-Oct-2025

<i>Date</i>	<i>Service Provider</i>	<i>Card Liability</i>	<i>Expense Category</i>
-------------	-------------------------	-----------------------	-------------------------

**Executive officer to the Mayor and Council****32.00**

1/10/2025	ANNUAL FEE	32.00	Bank and Other Fees
-----------	------------	-------	---------------------

**Service Lead Parks****989.00**

9/10/2025	OFFICEWORKS	132.00	Equipment Purchases
1/10/2025	ANNUAL FEE	32.00	Bank and Other Fees
13/10/2025	EZI*Irrigation AUS	825.00	Conferences and Seminars

**Social Club Coordinator****1,144.40**

7/10/2025	SQ *VEBAS AQUARIUMS PT	93.50	Supplies and Materials Purchases
7/10/2025	Woolworths Online	266.95	Supplies and Materials Purchases
10/10/2025	WOOLWORTHS 4367	30.00	Supplies and Materials Purchases
1/10/2025	ANNUAL FEE	32.00	Bank and Other Fees
1/10/2025	HAMILTON HILL IGA	12.65	Supplies and Materials Purchases
14/10/2025	BUNNINGS 303000	64.40	Supplies and Materials Purchases
16/10/2025	BIG W 0455	20.00	Supplies and Materials Purchases
20/10/2025	WOOLWORTHS 4995	30.00	Supplies and Materials Purchases
21/10/2025	BIG W 0444	81.00	Supplies and Materials Purchases
21/10/2025	WOOLWORTHS 4394	15.60	Supplies and Materials Purchases
28/10/2025	Woolworths Online	253.30	Supplies and Materials Purchases
27/10/2025	KMART	245.00	Supplies and Materials Purchases

**Service Manager Health and Building Services****1,276.40**

15/10/2025	ACHIEVABILITY PTY LTD	224.40	Office Supplies
2/10/2025	KMART 1362	126.00	Supplies and Materials Purchases
2/10/2025	KMART 1362	894.00	Supplies and Materials Purchases
1/10/2025	ANNUAL FEE	32.00	Bank and Other Fees

**Events Coordinator****1,015.33**

16/10/2025	SQ *LITTLE BULL ESPRES	91.00	Events and Functions
16/10/2025	SQ *A PLACE OF SPACE P	89.31	Events and Functions
15/10/2025	SPACETOCO VENUE HIRE	150.00	Events and Functions
14/10/2025	SUCCESS HEALTH P/L	92.93	Supplies and Materials Purchases
13/10/2025	THE REJECT SHOP	21.00	Supplies and Materials Purchases
13/10/2025	BIG W 0444	233.80	Supplies and Materials Purchases
10/10/2025	BUNNINGS 303000	305.29	Supplies and Materials Purchases
1/10/2025	ANNUAL FEE	32.00	Bank and Other Fees

**Executive Assistant to the CEO****2,686.55**

1/10/2025	ANNUAL FEE	32.00	Bank and Other Fees
2/10/2025	Jaycar Pty Ltd	239.50	Office Supplies

## City of Cockburn

## Credit Card Transactions Report

Transactions Post Date Between 30-Sep-2025 and 30-Oct-2025

<i>Date</i>	<i>Service Provider</i>	<i>Card Liability</i>	<i>Expense Category</i>
-------------	-------------------------	-----------------------	-------------------------

22/10/2025	MYO*COCKBURN BASKETBAL	78.64	Events and Functions
27/10/2025	AMDA FOUND* LUP TIX IN	1,730.00	Conferences and Seminars
20/10/2025	Subway Spearwood 19850	61.20	Meeting/Workshop Catering
13/10/2025	Subway Spearwood 19850	122.40	Meeting/Workshop Catering
15/10/2025	COSTCO WHOLESALE AUSTR	422.81	Meeting/Workshop Catering

## Service Lead Young People

1,628.69

17/10/2025	OFFICEWORKS 0620	51.00	Supplies and Materials Purchases
17/10/2025	Woolworths Online	66.00	Program Costs
22/10/2025	Woolworths Online	127.90	Program Costs
16/10/2025	BUNNINGS 729000	19.66	Equipment Purchases
20/10/2025	JB HI FI COCKBURN	429.00	Equipment Purchases
1/10/2025	ANNUAL FEE	32.00	Bank and Other Fees
7/10/2025	COLES 0490	71.36	Program Costs
3/10/2025	REBEL MELVILLE	149.99	Equipment Purchases
2/10/2025	COLES 0490	88.05	Program Costs
2/10/2025	THE HOYTS CORPORATIO	313.38	Program Costs
24/10/2025	Woolworths Online	137.32	Program Costs
8/10/2025	COLES 0490	74.09	Program Costs
8/10/2025	COLES 0490	68.94	Program Costs

## Civil Infrastructure Operations Coordinator

32.00

1/10/2025	ANNUAL FEE MR	32.00	Bank and Other Fees
-----------	---------------	-------	---------------------

## Service Manager Procurement and Contract

6,500.32

1/10/2025	ANNUAL FEE	32.00	Bank and Other Fees
21/10/2025	QANTAS	2,251.86	Travel and Accommodation
21/10/2025	Trip.com	1,119.00	Travel and Accommodation
21/10/2025	WINDSOCKS AUSTRALIA	3,097.46	Equipment Purchases

## Events Officer

1,185.48

23/10/2025	PRICELESS DISCOUNTS PH	55.00	Events and Functions
23/10/2025	THE REJECT SHOP	94.25	Events and Functions
28/10/2025	WOOLWORTHS 4367	111.90	Events and Functions
15/10/2025	TEMU.COM	202.12	Events and Functions
1/10/2025	ANNUAL FEE	32.00	Bank and Other Fees
2/10/2025	TEMU.COM	406.00	Events and Functions
30/10/2025	SPOTLIGHT MELVILLE	57.81	Events and Functions
30/10/2025	THE REJECT SHOP 6633	7.00	Events and Functions
30/10/2025	WOOLWORTHS 4367	41.20	Events and Functions
30/10/2025	WOOLWORTHS 4367	40.25	Events and Functions

## City of Cockburn

## Credit Card Transactions Report

Transactions Post Date Between 30-Sep-2025 and 30-Oct-2025

<i>Date</i>	<i>Service Provider</i>	<i>Card Liability</i>	<i>Expense Category</i>
29/10/2025	RED DOT STORES	137.95	Events and Functions
<b>Group Manager Community Services</b>		<b>32.00</b>	
1/10/2025	ANNUAL FEE	32.00	Bank and Other Fees
<b>Service Manager Community Services</b>		<b>1,170.00</b>	
1/10/2025	ANNUAL FEE	32.00	Bank and Other Fees
1/10/2025	INVOX	475.00	Conferences and Seminars
9/10/2025	MYO*Harmony Kids	180.00	Subscriptions and Memberships
10/10/2025	MYO*Harmony Kids	483.00	Subscriptions and Memberships
<b>Group Manager Recreation and Place</b>		<b>50.84</b>	
30/09/2025	INTNL TRANSACTION FEE	0.23	Bank and Other Fees
30/09/2025	IGLOOCOMPANY	9.21	Subscriptions and Memberships
1/10/2025	ANNUAL FEE	32.00	Bank and Other Fees
30/10/2025	IGLOOCOMPANY	9.17	Subscriptions and Memberships
30/10/2025	INTNL TRANSACTION FEE	0.23	Bank and Other Fees
<b>Citizenship and Civic Services Supervisor</b>		<b>32.00</b>	
1/10/2025	ANNUAL FEE	32.00	Bank and Other Fees
<b>Senior Youth Outreach Worker</b>		<b>71.34</b>	
23/10/2025	LS Lanpa Pty Ltd atf L	12.94	Program Costs
1/10/2025	ANNUAL FEE	32.00	Bank and Other Fees
2/10/2025	SWEETS ON THE RUN 4	5.60	Program Costs
30/10/2025	Muzz Buzz	20.80	Program Costs
<b>Service Lead City Facilities</b>		<b>32.00</b>	
1/10/2025	ANNUAL FEE	32.00	Bank and Other Fees
<b>Service Lead Community Development and Place</b>		<b>2,763.78</b>	
15/10/2025	SPACETOCO VENUE HIRE	210.00	Hire of Equipment and Facilities
15/10/2025	SPACETOCO VENUE HIRE	22.00	Hire of Equipment and Facilities
15/10/2025	ZLR*Maltia Caffè	76.22	Meeting/Workshop Catering
14/10/2025	SPUD SHED	19.06	Meeting/Workshop Catering
14/10/2025	THE PAMPHLETEERS	816.00	Professional Services
20/10/2025	SQ *YANGEBUP FAMILY CE	160.00	Hire of Equipment and Facilities
28/10/2025	WOOLWORTHS 4367	529.75	Program Costs
2/10/2025	WOOLWORTHS 4367	831.80	Program Costs
3/10/2025	BIG W 0455	66.95	Meeting/Workshop Catering
1/10/2025	ANNUAL FEE	32.00	Bank and Other Fees

## City of Cockburn

## Credit Card Transactions Report

Transactions Post Date Between 30-Sep-2025 and 30-Oct-2025

<i>Date</i>	<i>Service Provider</i>	<i>Card Liability</i>	<i>Expense Category</i>
-------------	-------------------------	-----------------------	-------------------------

## Marina Manager

382.50

9/10/2025	KMART	350.50	Supplies and Materials Purchases
1/10/2025	ANNUAL FEE	32.00	Bank and Other Fees

## Manager Libraries and Activation - Coolbellup

75.30

7/10/2025	WOOLWORTHS 4703	19.20	Supplies and Materials Purchases
1/10/2025	ANNUAL FEE	32.00	Bank and Other Fees
1/10/2025	WOOLWORTHS 4703	24.10	Supplies and Materials Purchases

## Library Technician- Systems

420.50

1/10/2025	ANNUAL FEE	32.00	Bank and Other Fees
1/10/2025	TICKETS*2025 SPUN	300.00	Conferences and Seminars
3/10/2025	PHOENIX NEWSAGENCY	13.50	Supplies and Materials Purchases
20/10/2025	SP FLOWER SHOP PTY L	75.00	Supplies and Materials Purchases

## Family Day Care PMC (Person with Management

32.00

1/10/2025	ANNUAL FEE	32.00	Bank and Other Fees
-----------	------------	-------	---------------------

## Senior Community Safety

43.07

13/10/2025	ZEROTIER INC	10.80	Application, Licence, Registration Fees
13/10/2025	INTNL TRANSACTION FEE	0.27	Bank and Other Fees
1/10/2025	ANNUAL FEE	32.00	Bank and Other Fees

Total Cards - 69	\$ 70,821.08
------------------	--------------

## Credit Card Transactions - transacted in October paid in November 2025

Expense Category2	Description	\$
Advertising	facebook Add	1,388.00
	facebook Adds	1,388.00
	Facebook advertising	120.53
	Facebook KGA Advertising	56.72
	Google Advertising	156.85
Advertising Total		3,110.10
Application, Licence, Registration Fees	4G CCTV VPN	10.80
	ASIC CREDITOR CHECK	20.00
	DMIRS Licence Fee	903.00
	traffic management police spring fair	93.50
Application, Licence, Registration Fees Total		1,027.30
Bank and Other Fees	Annual Fee	2,240.00
	Bank Fees	0.23
	international bank fees	3.94
	international bank fees - Grammarly	61.91
	International Transaction Fee	31.30
	INTNL transaction fee for CCTV VPN	0.27
	Subscriptions	0.23
Bank and Other Fees Total		2,337.88
Conferences and Seminars	CEDA - Duplicate Charge	687.00
	CEDA TICKET	687.00
	CPA Congrees	1,107.00
	Defence Futures Industrial Lunch	384.56
	Future Ready Fleet Event cancelled	101.65
	indo pac ticket	390.00
	indo pac ticket Daniel S	195.00
	Indo Pacific 2025 registra	1,730.00
	Invox	475.00
	Online ticket 3 day SPUN Conference	300.00
	Refund - CEDA - Duplicate Charge	- 687.00
	Waterwise Expo	825.00
Conferences and Seminars Total		6,195.21
Disputed Transaction	Personal expense on Corporate card	76.30
Disputed Transaction Total		76.30
Equipment Purchases	bench grinder	299.00
	DFIB Pads	283.00
	Ergonomic desk matt	132.00
	Ipad Covers	899.75
	office equipment for the Bus & Econ team	291.05
	Outdoor stereo for Blissco	429.00
	Pickelball Bat replacement	149.99
	Seniors Centre - Equipment	112.00
	Sunscreen	28.00
	Tie downs for car	19.66
	urgent uniform	479.70
	Windsocks	3,097.46
Equipment Purchases Total		6,220.61



## Credit Card Transactions - transacted in October paid in November 2025

Expense Category2	Description	\$
Events and Functions	2025 Access Awards Tickets	338.44
	AUSTAL Business News event x10 tickets	1,760.00
	catering	41.20
	Cockburn Basketball Womens Final	78.64
	Coffee for volunteers	180.31
	consumables	137.95
	CSC Outing	1,205.82
	decorations	727.93
	Farewell gift for Alex Barker	100.00
	FROSH YAC Catering	170.00
	MacFaull Park Hire	150.00
	Outing - Seniors Centre	2,730.90
	prizes and decorations	94.25
	PRIZES RAFFLES	152.15
<b>Events and Functions Total</b>		<b>7,867.59</b>
Hire of Equipment and Facilities	AF Community Classes Hall Hire	169.00
	Beeliar Hub venue hire	203.00
	Hall hire resident groups	22.00
	Hire of Coolbellup for Froggy	130.00
	Plants and maintenance	221.42
	Refund	176.00
	Room hire Resi Groups	160.00
	Success Indoor Plant Hire	368.87
	Venue hire for event	210.00
	Water cooler rental	46.20
<b>Hire of Equipment and Facilities Total</b>		<b>1,354.49</b>
Meeting/Workshop Catering	BSS Team building and planning catering	182.95
	catering for Baby makes 3 program	584.89
	Catering for Baby Makes 3 training	216.79
	Catering for staff farewell	97.93
	Catering for Wise Women Workshop	192.95
	CiA Live Project Launch Morning Tea	138.15
	Community Training catering	66.95
	ELT Meeting catering	61.20
	Food for Baby makes 3 program	330.95
	Food for Childrens Reference Group	39.82
	Food for My Time Program	68.54
	Food main act for Spring Fair	61.20
	Ingredients for Diwali sweets workshop	137.59
	Lunch w 2x Senator staff & 3x CoC Staff	109.90
	Passion ProtExhibition catering Mem Hall	259.97
	Refreshments for Creative writing w/shop	8.95
	Refreshments for Diwali	194.39
	Refreshments for Mental Health workshop	6.00
	refreshments little sidesplitter event	25.80
	Refund	204.97
	RGN meeting refreshments	76.22

## Credit Card Transactions - transacted in October paid in November 2025

Expense Category2	Description	\$
Meeting/Workshop Catering	Rider for Flewnt performance Spring Fair	31.75
	Samosas for Diwali	120.00
	Senior Leadership Forum catering	122.40
	Snacks little sidesplitter event	35.93
	tea coffee supplies mem hall events	34.70
	Training catering	19.06
	WHS Month all staff briefing catering	422.81
<b>Meeting/Workshop Catering Total</b>		<b>3,442.82</b>
Motor Vehicle Expenses	EV Car Wash PL2488	35.70
	Fuel for event van	142.09
	PL5582 Car Wash	35.70
<b>Motor Vehicle Expenses Total</b>		<b>213.49</b>
Office Supplies	Access Standards for Building Surveyors	224.40
	First aid equipment	21.96
	LG Election induction material	239.50
	Local History supplies	143.00
	Milk for Coolbellup library	8.90
	Office Items	339.00
	Office supplies	33.50
	Phone case, screen protector and cable	94.00
	printed theme posters for events	71.20
	Refund of item from supplier	15.00
	Seniors Centre - Office items	190.80
	stationery	801.01
<b>Office Supplies Total</b>		<b>2,152.27</b>
Parking Expenses	Craft Program Supplies	43.34
	Financial Wellbeing Collective meeting	5.00
	Meeting at CoP	13.12
	Parking	12.17
	Parking Committee for Perth 2050 Summit	8.03
	Parking fees	13.12
	Parking for meeting	19.26
	Parking Jackson McDonald Seminar	15.00
	Parking PIA awards meeting 13 Oct	8.11
	WA IT Leaders Summit Parking	87.97
<b>Parking Expenses Total</b>		<b>225.12</b>
Professional Services	Clin supervision	264.00
	First Aids replenished	645.84
	Flyer delivery	816.00
	Interpreter for client accessing svc	275.59
	Parent massage at Teddy Bears Picnic	909.00
	Saw sharpening	112.20
	Walkie Stacker Service	319.39
<b>Professional Services Total</b>		<b>3,342.02</b>
Program Costs	Blissco Food supplies	331.22
	Lived Experience panel	1,361.55
	Outrage Holiday Program	401.43

## Credit Card Transactions - transacted in October paid in November 2025

Expense Category2	Description	\$
Program Costs	Outrage Program	511.27
	Outrage Program lunches	214.39
	Potions and Lotions Program	135.95
	Youth mentoring session	39.34
<b>Program Costs Total</b>		<b>2,995.15</b>
Subscriptions and Memberships	AI Humaniser App	2,476.31
	Aust Swim Ssch A Yearly Membership	559.43
	Canva subscription	39.98
	Class Matching Tool Software	174.69
	Email Template Builder Subscription	693.48
	FCAWA membership renewal	260.00
	FIGMA Subscription	101.90
	Graphics Software	17.99
	Gymsales - Swim	170.50
	Harmony	663.00
	Library ChatGPT subscription	35.02
	Library eftpos machines	397.26
	Library eftpos terminals	392.99
	Library marketing platform	22.79
	Library marketing subscription	23.76
	Library Soundcloud subscription	145.00
	Library website hosting	234.70
	LIWA Membership	154.69
	MCC sundowner	24.49
	Newspapers	1,146.58
	NPS Software Licence	383.61
	Process Mapping Software	17.60
	Social Media Linker	1.53
	Stock Imagery Subscription	93.50
	Subscription	440.00
	Subscriptions	18.38
	The West	32.00
	URL Shortener	53.92
	Vimeo subscription renewal	369.60
	WA Newspaper	32.00
<b>Subscriptions and Memberships Total</b>		<b>9,176.70</b>
Supplies and Materials Purchases	Anti bacterial wipes	298.77
	Aquathon Tutu's	48.00
	Baby Circle Toys	157.86
	Board Games ect	81.00
	Client meals	30.00
	Client accidents - Underwear	20.00
	Condolence flowers	112.00
	CoSafe cleaning products, insects	202.23
	CoSafe gloves PPE	148.39
	Craft Materials	245.00
	Door bell and lights for success library	63.75

## Credit Card Transactions - transacted in October paid in November 2025

Expense Category2	Description	\$
Supplies and Materials Purchases	DVD's for the library	479.06
	Family event - halloween Disco	329.00
	Fish for tank	93.50
	Flower for a staff in hospital	75.00
	Flowers for wife of patron passed away	92.00
	Gift bags and ribbons	21.00
	Gloves PPE	379.94
	Gymsales - Gym	242.00
	Hand soap and dispensers Admin	131.60
	Health Promotion Event Supplies	1,020.00
	Isolation Tags for Plantroom Shutdown	77.91
	Items for Marina Lounge	350.50
	kids workshop art materials	81.10
	Lego sets for Lego Club & SH prize	98.00
	Mahjong racks for group at Success	30.99
	Mahjong set for group at Success	99.99
	Meal addon	30.00
	Meal Ingredients	548.50
	Member Pack Software	32.00
	memory collection items	93.36
	Memory collection resources and lights	178.87
	Milk for Library Meeting Room	43.30
	New fridge handle Jean Willis centre	63.80
	Newspapers	88.00
	Newspapers for Spearwood Library	13.50
	Newspapers for Success Library	345.60
	Peppa Pig items for gift bags	233.80
	Personal Expense made in error.	34.85
	Plants and tools - Veggie Garden	64.40
	PPE - Hi Vis Shirts	99.90
	Refund Family event - halloween Disco	- 5.00
	refund of 2 x Instax film	- 58.00
	refund of purchase of pots	- 148.00
	Social Club Kitchen Supplies	270.40
	Spring Fair and Mem Hall supplies	87.04
	Staff Appreciation Gift	400.00
	Star of Month Giftcards	167.70
	Stationary Pens	14.00
	Stationary / Art materials Blissco	51.00
	stationary New mouse	28.99
	stationary USB thumb drives	29.00
	Sunscreen for outdoor staff	48.00
	Supplies for Aboriginal Event	162.01
	Supplies for Baby Makes 3 training	8.00
	Supplies for first aid box	92.93
	Supplies for Spring fair event	105.00
	supplies for spring fair set up	59.01

## Credit Card Transactions - transacted in October paid in November 2025

Expense Category2	Description	\$
Supplies and Materials Purchases	Supplies for tool box	305.29
	Supplies for workshops	8.00
	Table runners & Charging bases	202.00
	T-Cards for emergency operations	437.79
	WA Newspapers subscription	13.50
	Watch Your Step Stickers	38.80
	YPS Event supplies	70.10
	Zombie Zumba Prizes Halloween	47.00
Supplies and Materials Purchases Total		9,313.03
Training & Professional Development	CPR	159.00
	First Aid	360.00
	Fist Aid	119.00
	MHFA	195.00
	Pool Lifeguard	179.00
	Records Disposal	619.85
	Refund - Pool Lifeguard Sep2025	- 179.00
	Short Course	1,800.00
	Understanding Contracts for Non-Lawyers	424.62
	Webinar on legislation changes	365.00
Training & Professional Development Total		4,042.47
Travel and Accommodation	Accommodation	1,119.00
	Accommodation for EDA Award (Newcastle)	1,148.37
	Conference Accomodation	462.00
	Conference Travel	159.05
	Henderson Research and Innovation Hub	20.19
	Indo Pacific 2025 Sydney	2,421.04
	return taxi from airport	147.02
	Travel	2,251.86
Travel and Accommodation Total		7,728.53
Grand Total		70,821.08

## City of Cockburn

## Woolworths Group Transactions Report

Transactions Made Between 1 November - 30 November 2025

Reference	Date	Amount	Description
<b>Senior Centre - Cook</b>		<b>2,075.90</b>	
TI-01EC5-179498	03/11/2025	171.60	Groceries and Consumables
TI-01EC5-17949A	04/11/2025	70.54	Groceries and Consumables
TI-01EC5-17949B	05/11/2025	265.62	Groceries and Consumables
TI-01EC5-17949E	07/11/2025	191.70	Groceries and Consumables
TI-01EC5-17949F	10/11/2025	154.20	Groceries and Consumables
TI-01EC5-1794A1	12/11/2025	168.44	Groceries and Consumables
TI-01EC5-1794A7	17/11/2025	66.20	Groceries and Consumables
TI-01EC5-1794A8	19/11/2025	128.63	Groceries and Consumables
TI-01EC5-1794AA	19/11/2025	140.00	Groceries and Consumables
TI-01EC5-1794AB	19/11/2025	72.00	Groceries and Consumables
TI-01EC5-1794AC	21/11/2025	29.50	Groceries and Consumables
TI-01EC5-1794AF	25/11/2025	144.24	Groceries and Consumables
TI-01EC5-1794B1	26/11/2025	314.23	Groceries and Consumables
TI-01EC5-1794B2	26/11/2025	76.70	Groceries and Consumables
TI-01EC5-1794B3	26/11/2025	7.95	Groceries and Consumables
TI-01EC5-1794B9	28/11/2025	74.35	Groceries and Consumables
<b>Executive Support Officer</b>		<b>100.64</b>	
TI-01EC5-1794B7	26/11/2025	100.64	Groceries and Consumables
<b>Marina Experience Officer</b>		<b>70.88</b>	
TI-01EC5-17949D	06/11/2025	2.95	Groceries and Consumables
TI-01EC5-1794B8	27/11/2025	67.93	Groceries and Consumables
<b>Childrens Development Officer</b>		<b>175.97</b>	
TI-01EC5-1794B0	26/11/2025	8.50	Groceries and Consumables
TI-01EC5-1794BB	28/11/2025	18.00	Groceries and Consumables
TI-01EC5-1794BC	28/11/2025	25.30	Groceries and Consumables
TI-01EC5-1794BD	28/11/2025	109.27	Groceries and Consumables
TI-01EC5-1794BE	29/11/2025	14.90	Groceries and Consumables
<b>Amenities Officer</b>		<b>162.35</b>	
TI-01EC5-1794A9	19/11/2025	162.35	Groceries and Consumables
<b>Youth Centre Coordinator</b>		<b>1,813.55</b>	
TI-01EC5-17949C	05/11/2025	70.30	Groceries and Consumables
TI-01EC5-1794A2	13/11/2025	117.00	Groceries and Consumables
TI-01EC5-1794A4	13/11/2025	542.93	Groceries and Consumables
TI-01EC5-1794A6	14/11/2025	451.80	Groceries and Consumables
TI-01EC5-1794B4	26/11/2025	299.00	Groceries and Consumables
TI-01EC5-1794B5	26/11/2025	287.70	Groceries and Consumables
TI-01EC5-1794B6	26/11/2025	44.82	Groceries and Consumables

**City of Cockburn****Woolworths Group Transactions Report**

Transactions Made Between 1 November - 30 November 2025

<i>Reference</i>	<i>Date</i>	<i>Amount</i>	<i>Description</i>
<b>Amenities Officer</b>		<b>348.85</b>	
TI-01EC5-1794A3	13/11/2025	292.85	Groceries and Consumables
TI-01EC5-1794A5	14/11/2025	48.00	Groceries and Consumables
TI-01EC5-1794BA	28/11/2025	8.00	Groceries and Consumables
<b>Marina Manager</b>		<b>39.06</b>	
TI-01EC5-179499	03/11/2025	2.95	Groceries and Consumables
TI-01EC5-1794A0	11/11/2025	13.76	Groceries and Consumables
TI-01EC5-1794AD	21/11/2025	19.90	Groceries and Consumables
TI-01EC5-1794AE	21/11/2025	2.45	Groceries and Consumables
<b>Total Cards - 8</b>		<b>4,787.20</b>	

**City of Cockburn****Bunnings PowerPass Transactions Report**

Transactions Made Between 1 November - 30 November 2025

<b>Reference</b>	<b>Date</b>	<b>Amount</b>	<b>Description</b>
<b>Roe 8 Rehabilitation Project Manager</b>		<b>34.20</b>	
2015/01799527	6/11/2025	34.20	Supplies and Materials
<b>Waste Collection Supervisor</b>		<b>258.38</b>	
2015/00140855	26/11/2025	16.83	Supplies and Materials
2015/00142184	27/11/2025	188.45	Supplies and Materials
2015/01579292	6/11/2025	53.10	Supplies and Materials
<b>City Facilities Technical Officer</b>		<b>513.00</b>	
2015/99843779	3/11/2025	513.00	Supplies and Materials
<b>City Greening Supervisor</b>		<b>960.46</b>	
2015/01239330	17/11/2025	407.31	Supplies and Materials
2015/01577626	4/11/2025	164.11	Supplies and Materials
2015/01706605	13/11/2025	389.04	Supplies and Materials
<b>Waste Collection Supervisor</b>		<b>158.96</b>	
2015/00131838	19/11/2025	50.76	Supplies and Materials
2015/01591751	19/11/2025	67.86	Supplies and Materials
2160/00149385	13/11/2025	40.34	Supplies and Materials
<b>Senior Business Operations Team Leader</b>		<b>106.61</b>	
2015/01322239	3/11/2025	106.61	Supplies and Materials
<b>Leading Hand Maintenance</b>		<b>601.85</b>	
2015/01478700	11/11/2025	134.08	Supplies and Materials
2015/01483334	20/11/2025	178.86	Supplies and Materials
2015/01706675	13/11/2025	38.21	Supplies and Materials
2015/01796593	3/11/2025	180.98	Supplies and Materials
2160/01172984	24/11/2025	18.46	Supplies and Materials
2160/01235208	24/11/2025	51.26	Supplies and Materials
<b>Recycling Supervisor</b>		<b>88.86</b>	
2015/00129019	13/11/2025	88.86	Supplies and Materials
<b>Service Lead Sustainability and Climate Change</b>		<b>169.00</b>	
2015/99844074	5/11/2025	179.00	Supplies and Materials
2015/99845979	17/11/2025 -	10.00	Supplies and Materials
<b>Building Maintenance Officer</b>		<b>655.92</b>	
2015/00128569	13/11/2025	201.62	Supplies and Materials
2015/01482275	18/11/2025	115.02	Supplies and Materials
2015/01485991	26/11/2025	49.45	Supplies and Materials



**City of Cockburn****Bunnings PowerPass Transactions Report**

Transactions Made Between 1 November - 30 November 2025

<b>Reference</b>	<b>Date</b>	<b>Amount</b>	<b>Description</b>
2015/01583075	10/11/2025	26.60	Supplies and Materials
2015/01591685	19/11/2025	83.40	Supplies and Materials
2015/01700390	7/11/2025	47.49	Supplies and Materials
2015/01700779	7/11/2025	101.28	Supplies and Materials
2015/01710128	17/11/2025	31.06	Supplies and Materials
<b>Operations Supervisor</b>		<b>420.43</b>	
2015/01477896	10/11/2025	49.06	Supplies and Materials
2015/01798466	5/11/2025	94.98	Supplies and Materials
2160/01838767	20/11/2025	276.39	Supplies and Materials
<b>Parks Supervisor</b>		<b>235.25</b>	
2015/01048590	7/11/2025	71.02	Supplies and Materials
2015/01583222	10/11/2025	139.28	Supplies and Materials
2015/01591917	19/11/2025	24.95	Supplies and Materials
<b>City Facilities Technical Officer</b>		<b>105.09</b>	
2015/00139795	25/11/2025	64.35	Supplies and Materials
2015/01580377	7/11/2025	40.74	Supplies and Materials
<b>Parks Supervisor</b>		<b>660.94</b>	
2015/01589979	17/11/2025	18.96	Supplies and Materials
2015/01590237	17/11/2025	419.53	Supplies and Materials
2157/01547554	19/11/2025	222.45	Supplies and Materials
<b>Environmental Education Officer</b>		<b>425.07</b>	
2015/00146240	30/11/2025	46.53	Supplies and Materials
2015/01163040	19/11/2025	228.54	Supplies and Materials
2015/01164441	23/11/2025	150.00	Supplies and Materials
<b>Total Cards - 15</b>		<b>5,394.02</b>	

**BP Australia Pty Ltd**  
A.B.N. 53 004 085 616  
GPO Box 1621  
MELBOURNE VIC 3001



CITY OF COCKBURN  
Attention: Accounts Payable (Invoice Only) PO 067775  
PO Box 1215  
BIBRA LAKE DC PRIVATE BOXES WA 6965



**BP Australia Pty Ltd**  
A.B.N. 53 004 085 616  
GPO Box 1621  
MELBOURNE VIC 3001

## BP Plus Fleet Control Report

Account Enquiries: BP Accounts Receivable Telephone: 1800 225 527



CITY OF COCKBURN  
Accounts Payable (Invoice Only) PO  
067775  
PO Box 1215  
BIBRA LAKE DC PRIVATE BOXES WA  
6965

CITY OF COCKBURN

Account Number: **0050188034**  
Period Starting: **01/11/2025**

Customer Number: **0115405338**  
Period Ending: **30/11/2025**

Page: 1 of 38  
Date: 30/11/2025

Card Number Vehicle/Driver	Date	Time	Purchase Location	Site No.	Receipt Number	Customer Reference	Product/Service					Odo meter (km)	KM Span	Litres/ 100km	Cents /km								
							Description	CPL Price	Litres	Total Exc GST (\$)	GST (\$)					Total Inc GST (\$)							
7050 15405338 04250 1HTF630 2058 WHITE FORD RANGER UTILITY          <b>Cost Centre</b>	31/10/25 11/11/25 20/11/25	09:59:08 08:35:43 09:15:19	SPEARWOOD NAVAL BASE SPEARWOOD	WA WA WA	6443 7770 6443	007467 060906 000080	ULT DSL	170.90	70.29	109.21	10.92	120.13	49312	554	12.7	21.7							
							ULT DSL	179.16	67.81	110.45	11.04	121.49	50026	714	9.5	17.1							
							ULT DSL	182.91	67.83	112.79	11.28	124.07	50767	741	9.2	16.7							
							DIESEL		205.93	332.45	33.24	365.69											
							TOTAL	THIS PERIOD	205.93	332.45	33.24	365.69		2009	10.3	18.2							
								YEAR TO DATE	1,914.63	3,045.48	304.53	3,350.01		11629	16.5	28.8							
							DIESEL		205.93	332.45	33.24	365.69											
							TOTAL	THIS PERIOD	205.93	332.45	33.24	365.69		2009	10.3	18.2							
								YEAR TO DATE	1,914.63	3,045.48	304.53	3,350.01		11629	16.5	28.8							
							7050 15405338 02890 1GNC833 2067 WHITE KIA SORENTO WAGON	13/11/25	08:13:53	SOUTH PERTH	WA	6192	000670	ULT DSL	179.16	57.77	94.09	9.41	103.50	124953	664	8.7	15.6
							DIESEL								57.77	94.09	9.41	103.50					
TOTAL	THIS PERIOD	57.77	94.09	9.41	103.50		664							8.7	15.6								
	YEAR TO DATE	1,223.01	1,945.37	194.57	2,139.94		12428							9.8	17.2								
DIESEL		57.77	94.09	9.41	103.50																		
TOTAL	THIS PERIOD	57.77	94.09	9.41	103.50		664							8.7	15.6								
	YEAR TO DATE	1,223.01	1,945.37	194.57	2,139.94		12428							9.8	17.2								
7050 90000766 66584 1IKP383 2078 WHITE FORD RANGER	31/10/25 18/11/25	08:30:18 17:34:19	SPEARWOOD EMBLETON	WA WA	6443 8394	007462 019843	ULT DSL							170.90	65.34	101.52	10.15	111.67	14644	739	8.8	15.1	
ULT DSL							182.91							60.71	100.95	10.09	111.04	13335					
DIESEL														126.05	202.47	20.24	222.71						
TOTAL							THIS PERIOD							126.05	202.47	20.24	222.71		739	17.1	30.1		
							YEAR TO DATE	1,136.88	1,807.71	180.78	1,988.49		9197	12.4	21.6								
DIESEL								126.05	202.47	20.24	222.71												
TOTAL							THIS PERIOD	126.05	202.47	20.24	222.71		739	17.1	30.1								
							YEAR TO DATE	1,136.88	1,807.71	180.78	1,988.49		9197	12.4	21.6								
7050 90000773 80409 1IPR378 2098 WHITE MITSUBISHI TRITON							01/11/25 10/11/25 16/11/25	11:02:32 07:59:26 20:16:30	CURRAMBINE BIBRA LAKE CURRAMBINE	WA WA WA	6427 7451 6427	000155 004239 001029	ULT DSL	170.90	67.38	104.68	10.47	115.15	2101				
ULT DSL													181.16	72.68	119.70	11.97	131.67	22055					
ULT DSL													179.16	66.21	107.85	10.78	118.63	22846	791	8.4	15.0		
DIESEL																							
TOTAL	THIS PERIOD																						
	YEAR TO DATE																						
DIESEL																							
TOTAL	THIS PERIOD																						
	YEAR TO DATE																						

Go paperless and receive your invoices and statements via email. Provide your BP Plus account number along with your email address to [aucustcare@bp.com](mailto:aucustcare@bp.com) and our team will help you make the switch. If you have paid your account via credit card, your Service Fee will appear on your summary Tax Invoice.

**Please Note:** if you are disputing a transaction, this needs to be lodged in writing within 30 days from the date of issue of this Fleet Control Report.

**BP Australia Pty Ltd**  
A.B.N. 53 004 085 616  
GPO Box 1621  
MELBOURNE VIC 3001

## BP Plus Fleet Control Report

Account Enquiries: BP Accounts Receivable Telephone: 1800 225 527



CITY OF COCKBURN  
Accounts Payable (Invoice Only) PO  
067775  
PO Box 1215  
BIBRA LAKE DC PRIVATE BOXES WA  
6965

CITY OF COCKBURN

Account Number: **0050188034**  
Period Starting: **01/11/2025**

Customer Number: **0115405338**  
Period Ending: **30/11/2025**

Page: 2 of 38  
Date: 30/11/2025

Card Number Vehicle/Driver	Date	Time	Purchase Location	Site No.	Receipt Number	Customer Reference	Product/Service					Odo meter (km)	KM Span	Litres/ 100km	Cents /km		
							Description	CPL Price	Litres	Total Exc GST (\$)	GST (\$)					Total Inc GST (\$)	
Cost Centre	26/11/25	06:42:29	CURRAMBINE	WA	6427	001642	ULT DSL	183.12	71.47	118.98	11.90	130.88	23880	1034	6.9	12.7	
							DIESEL		277.74	451.21	45.12	496.33					
							TOTAL	THIS PERIOD	277.74	451.21	45.12	496.33					
							YEAR TO DATE	1,809.68	2,874.25	287.43	3,161.68						
	7050 15405338 04227 1HSW320 2166 WHITE FORD RANGER UTE	03/11/25 24/11/25	17:29:02 10:28:14	BIBRA LAKE BIBRA LAKE	WA WA	7451 7451	003732 085049	DIESEL		277.74	451.21	45.12	496.33		1825 21315	15.2 8.5	27.2 14.8
								TOTAL	THIS PERIOD	277.74	451.21	45.12	496.33				
								YEAR TO DATE	1,809.68	2,874.25	287.43	3,161.68					
								ULTSD G10	177.90 P	73.24	118.45	11.84	130.29				
	Cost Centre	03/11/25 24/11/25	17:29:02 10:28:14	BIBRA LAKE	WA	7451	003732 085049	ULTSD G10	182.90 P	62.30	103.59	10.36	113.95	60373 61143	928 770	7.9 8.1	14.0 14.8
								DIESEL		135.54	222.04	22.20	244.24				
TOTAL								THIS PERIOD	135.54	222.04	22.20	244.24					
YEAR TO DATE								1,027.19	1,644.91	164.50	1,809.41						
7050 90000771 84108 1IMX846 2177 WHITE MITSUBISHI TRITON		07/11/25 14/11/25 23/11/25 28/11/25	19:28:18 20:41:16 15:21:13 13:58:03	BALLAJURA BALLAJURA BALLAJURA GREENWOOD NORTH	WA WA WA WA	6330 6330 6330 9856	034808 050964 051285 026819	DIESEL		135.54	222.04	22.20	244.24		1698 12121	8.0 8.5	14.4 14.9
								TOTAL	THIS PERIOD	135.54	222.04	22.20	244.24				
								YEAR TO DATE	1,027.19	1,644.91	164.50	1,809.41					
								ULT DSL	179.89	66.17	108.21	10.82	119.03				
Cost Centre		07/11/25 14/11/25 23/11/25 28/11/25	19:28:18 20:41:16 15:21:13 13:58:03	BALLAJURA BALLAJURA BALLAJURA GREENWOOD NORTH	WA WA WA WA	6330 6330 6330 9856	034808 050964 051285 026819	ULT DSL	181.16	64.88	106.85	10.69	117.54	15226 15989 16691 17266	763 702 575	8.5 8.6 10.7	15.4 15.9 19.9
								ULT DSL	184.91	60.25	101.28	10.13	111.41				
	ULT DSL							185.12	61.71	103.85	10.39	114.24					
	DIESEL								253.01	420.19	42.03	462.22					
	7050 15405338 04235 1HTW447 2206 WHITE FORD RANGER UTILITY	13/11/25 28/11/25	08:31:15 09:11:41	BIBRA LAKE BIBRA LAKE	WA WA	7451 7451	084734 005644	TOTAL	THIS PERIOD	253.01	420.19	42.03	462.22		2040 14653	12.4 8.9	22.7 15.7
								YEAR TO DATE	1,298.37	2,085.50	208.58	2,294.08					
								DIESEL		253.01	420.19	42.03	462.22				
								TOTAL	THIS PERIOD	253.01	420.19	42.03	462.22				
	7050 15405338 04235 1HTW447 2206 WHITE FORD RANGER UTILITY	13/11/25 28/11/25	08:31:15 09:11:41	BIBRA LAKE BIBRA LAKE	WA WA	7451 7451	084734 005644	ULTSD G10	179.90 P	70.04	114.55	11.45	126.00	63045 63647	640 602	10.9 11.2	19.7 20.6
								ULTSD G10	184.12	67.21	112.50	11.25	123.75				

**BP Australia Pty Ltd**  
A.B.N. 53 004 085 616  
GPO Box 1621  
MELBOURNE VIC 3001

## BP Plus Fleet Control Report

Account Enquiries: BP Accounts Receivable Telephone: 1800 225 527



CITY OF COCKBURN  
Accounts Payable (Invoice Only) PO  
067775  
PO Box 1215  
BIBRA LAKE DC PRIVATE BOXES WA  
6965

### CITY OF COCKBURN

Account Number: **0050188034**  
Period Starting: **01/11/2025**

Customer Number: **0115405338**  
Period Ending: **30/11/2025**

Page: 3 of 38  
Date: 30/11/2025

Card Number Vehicle/Driver	Date	Time	Purchase Location	Site No.	Receipt Number	Customer Reference	Product/Service					Odo meter (km)	KM Span	Litres/ 100km	Cents /km
							Description	CPL Price	Litres	Total Exc GST (\$)	GST (\$)				
7050 15405338 03575 1GZQ778 2217 WHITE TOYOTA CAMRY SEDAN   															

**BP Australia Pty Ltd**  
A.B.N. 53 004 085 616  
GPO Box 1621  
MELBOURNE VIC 3001

## BP Plus Fleet Control Report

Account Enquiries: BP Accounts Receivable Telephone: 1800 225 527



CITY OF COCKBURN  
Accounts Payable (Invoice Only) PO  
067775  
PO Box 1215  
BIBRA LAKE DC PRIVATE BOXES WA  
6965

### CITY OF COCKBURN

Account Number: **0050188034**  
Period Starting: **01/11/2025**

Customer Number: **0115405338**  
Period Ending: **30/11/2025**

Page: 4 of 38  
Date: 30/11/2025

Card Number Vehicle/Driver	Date	Time	Purchase Location	Site No.	Receipt Number	Customer Reference	Product/Service					Odo meter (km)	KM Span	Litres/ 100km	Cents /km			
							Description	CPL Price	Litres	Total Exc GST (\$)	GST (\$)					Total Inc GST (\$)		
Cost Centre	21/11/25	19:51:34	2246	CANNING VALE	WA	9073	020763		DIESEL	40.98	68.22	6.82	75.04					
								TOTAL	THIS PERIOD	40.98	68.22	6.82	75.04					
								YEAR TO DATE	487.28	778.76	77.86	856.62		3364	14.5	25.5		
									DIESEL	40.98	68.22	6.82	75.04					
7050 15405338 04177 1HRY951 2257 WHITE FORD RANGER UTE									487.28	778.76	77.86	856.62		3364	14.5	25.5		
Cost Centre	31/10/25	11:23:49	2257	COCKBURN CENTRAL	WA	7395	014273		ULT DSL	182.91	72.76	120.98	12.10	133.08	70434	793	9.2	16.8
									DIESEL	72.76	120.98	12.10	133.08					
								TOTAL	THIS PERIOD	72.76	120.98	12.10	133.08		793	9.2	16.8	
								YEAR TO DATE	937.76	1,496.12	149.61	1,645.73		9358	10.0	17.6		
7050 15405338 04482 1ICB465 2297 FORD RANGER WHITE									172.90	73.41	115.39	11.54	126.93	7777				
Cost Centre	11/11/25	17:29:46	2297	ERSKINE	WA	1214	003620			73.41	115.39	11.54	126.93					
								TOTAL	THIS PERIOD	73.41	115.39	11.54	126.93					
								YEAR TO DATE	770.10	1,230.31	123.04	1,353.35		7158	10.8	18.9		
									DIESEL	73.41	115.39	11.54	126.93					
7050 15405338 04169 1HRY950 2308 WHITE FORD RANGER UTE	21/11/25	13:15:06		BIBRA LAKE	WA	7451	005118		ULT DSL	174.90 P	77.79	123.68	12.37	136.05	67480	1026	7.6	13.3
									ULT DSL	184.91	71.88	120.83	12.08	132.91	68430	950	7.6	14.0

**BP Australia Pty Ltd**  
A.B.N. 53 004 085 616  
GPO Box 1621  
MELBOURNE VIC 3001

## BP Plus Fleet Control Report

Account Enquiries: BP Accounts Receivable Telephone: 1800 225 527



CITY OF COCKBURN  
Accounts Payable (Invoice Only) PO  
067775  
PO Box 1215  
BIBRA LAKE DC PRIVATE BOXES WA  
6965

CITY OF COCKBURN

Account Number: **0050188034**  
Period Starting: **01/11/2025**

Customer Number: **0115405338**  
Period Ending: **30/11/2025**

Page: 5 of 38  
Date: 30/11/2025

Card Number Vehicle/Driver	Date	Time	Purchase Location	Site No.	Receipt Number	Customer Reference	Product/Service					Odo meter (km)	KM Span	Litres/ 100km	Cents /km
							Description	CPL Price	Litres	Total Exc GST (\$)	GST (\$)	Total Inc GST (\$)			
<b>Cost Centre</b>			<b>2308</b>				DIESEL		149.67	244.51	24.45	268.96			
							<b>TOTAL</b>		<b>149.67</b>	<b>244.51</b>	<b>24.45</b>	<b>268.96</b>		<b>1976</b>	<b>7.6</b>
							<b>YEAR TO DATE</b>		1,784.97	2,845.83	284.59	3,130.42		19776	9.0
							DIESEL		149.67	244.51	24.45	268.96			
							<b>TOTAL</b>		<b>149.67</b>	<b>244.51</b>	<b>24.45</b>	<b>268.96</b>		<b>1976</b>	<b>7.6</b>
							<b>THIS PERIOD</b>		1,784.97	2,845.83	284.59	3,130.42		19776	9.0
							<b>YEAR TO DATE</b>		1,784.97	2,845.83	284.59	3,130.42		19776	9.0
							DIESEL		149.67	244.51	24.45	268.96			
7050 90000771 87606 1INV015 2318 WHITE MITSUBISHI TRITON	06/11/25 19/11/25	22:47:54 17:39:08	NORTH PERTH BIBRA LAKE	WA WA	6426 7451	013605 004980	ULT DSL	178.89	65.56	106.62	10.66	117.28	11843	818	8.0
							ULSD G10	182.90 P	67.38	112.04	11.20	123.24	12610	767	8.8
							DIESEL		132.94	218.66	21.86	240.52			
							<b>TOTAL</b>		<b>132.94</b>	<b>218.66</b>	<b>21.86</b>	<b>240.52</b>		<b>1585</b>	<b>8.4</b>
<b>Cost Centre</b>			<b>2318</b>				<b>YEAR TO DATE</b>		983.99	1,567.08	156.69	1,723.77		5917	16.6
							DIESEL		132.94	218.66	21.86	240.52			
							<b>TOTAL</b>		<b>132.94</b>	<b>218.66</b>	<b>21.86</b>	<b>240.52</b>		<b>1585</b>	<b>8.4</b>
							<b>THIS PERIOD</b>		983.99	1,567.08	156.69	1,723.77		5917	16.6
							<b>YEAR TO DATE</b>		983.99	1,567.08	156.69	1,723.77		5917	16.6
							ULT DSL	177.89	71.62	115.82	11.58	127.40	22435	757	9.5
							DIESEL		71.62	115.82	11.58	127.40			
							<b>TOTAL</b>		<b>71.62</b>	<b>115.82</b>	<b>11.58</b>	<b>127.40</b>		<b>757</b>	<b>9.5</b>
<b>Cost Centre</b>			<b>2329</b>				<b>YEAR TO DATE</b>		762.56	1,219.19	121.91	1,341.10		6611	11.5
							ULT DSL	177.89	50.25	81.26	8.13	89.39	1		
							DIESEL		71.62	115.82	11.58	127.40			
							<b>TOTAL</b>		<b>71.62</b>	<b>115.82</b>	<b>11.58</b>	<b>127.40</b>		<b>757</b>	<b>9.5</b>
7050 90000774 10545 1HLQ161 2336 WHITE FORD RANGER UTILITY	03/11/25	17:18:09	APPLECROSS	WA	6200	058824	<b>YEAR TO DATE</b>		762.56	1,219.19	121.91	1,341.10		6611	11.5
							ULT DSL	177.89	50.25	81.26	8.13	89.39	1		
							DIESEL		71.62	115.82	11.58	127.40			
							<b>TOTAL</b>		<b>71.62</b>	<b>115.82</b>	<b>11.58</b>	<b>127.40</b>		<b>757</b>	<b>9.5</b>



**BP Australia Pty Ltd**  
A.B.N. 53 004 085 616  
GPO Box 1621  
MELBOURNE VIC 3001

## BP Plus Fleet Control Report

Account Enquiries: BP Accounts Receivable Telephone: 1800 225 527



CITY OF COCKBURN  
Accounts Payable (Invoice Only) PO  
067775  
PO Box 1215  
BIBRA LAKE DC PRIVATE BOXES WA  
6965

### CITY OF COCKBURN

Account Number: **0050188034**  
Period Starting: **01/11/2025**

Customer Number: **0115405338**  
Period Ending: **30/11/2025**

Page: 6 of 38  
Date: 30/11/2025

Card Number Vehicle/Driver	Date	Time	Purchase Location	Site No.	Receipt Number	Customer Reference	Product/Service					Odo meter (km)	KM Span	Litres/ 100km	Cents /km		
							Description	CPL Price	Litres	Total Exc GST (\$)	GST (\$)					Total Inc GST (\$)	
Cost Centre			2336				DIESEL	50.25	81.26	8.13	89.39						
						TOTAL	THIS PERIOD	50.25	81.26	8.13	89.39						
							YEAR TO DATE	301.14	475.14	47.52	522.66						
							DIESEL	50.25	81.26	8.13	89.39						
7050 15405338 03526 1GY0863 2355 WHITE FORD RANGER UTILITY	11/11/25 25/11/25	16:15:05 16:19:10	BIBRA LAKE BIBRA LAKE	WA WA	7451 7451	084637 085110		ULT DSL	181.16	47.25	77.82	7.78	85.60	66179	433	10.9	19.8
								ULT DSL	185.12	43.41	73.05	7.31	80.36	66576	397	10.9	20.2
								DIESEL	90.66	150.87	15.09	165.96					
							TOTAL	THIS PERIOD	90.66	150.87	15.09	165.96		830	10.9	20.0	
Cost Centre			2355					THIS PERIOD	923.61	1,487.48	148.75	1,636.23		8216	11.2	19.9	
								YEAR TO DATE	923.61	1,487.48	148.75	1,636.23		8216	11.2	19.9	
								DIESEL	90.66	150.87	15.09	165.96					
							TOTAL	THIS PERIOD	90.66	150.87	15.09	165.96		830	10.9	20.0	
7050 15405338 04276 HUL718 2388 WHITE FORD RANGER UTE	11/11/25 19/11/25	11:03:46 13:13:21	BIBRA LAKE BIBRA LAKE	WA WA	7451 7451	004342 004957		THIS PERIOD	923.61	1,487.48	148.75	1,636.23		8216	11.2	19.9	
								YEAR TO DATE	923.61	1,487.48	148.75	1,636.23		8216	11.2	19.9	
								ULT DSL	181.16	55.71	91.75	9.18	100.93	47931	606	9.2	16.7
								ULT DSL	184.91	62.37	104.85	10.48	115.33	48654	723	8.6	16.0
Cost Centre			2388					DIESEL	118.08	196.60	19.66	216.26					
							TOTAL	THIS PERIOD	118.08	196.60	19.66	216.26		1329	8.9	16.3	
								YEAR TO DATE	1,707.59	2,759.69	275.96	3,035.65		14517	11.8	20.9	
								DIESEL	118.08	196.60	19.66	216.26					
7050 15405338 04490 1CH248 2398 FORD RANGER WHITE	07/11/25	08:29:07	BIBRA LAKE	WA	7451	004059		THIS PERIOD	118.08	196.60	19.66	216.26		1329	8.9	16.3	
								YEAR TO DATE	1,707.59	2,759.69	275.96	3,035.65		14517	11.8	20.9	
								ULT DSL	179.89	56.29	92.05	9.21	101.26	34850			

**BP Australia Pty Ltd**  
A.B.N. 53 004 085 616  
GPO Box 1621  
MELBOURNE VIC 3001

## BP Plus Fleet Control Report

Account Enquiries: BP Accounts Receivable Telephone: 1800 225 527



CITY OF COCKBURN  
Accounts Payable (Invoice Only) PO  
067775  
PO Box 1215  
BIBRA LAKE DC PRIVATE BOXES WA  
6965

CITY OF COCKBURN

Account Number: **0050188034**  
Period Starting: **01/11/2025**

Customer Number: **0115405338**  
Period Ending: **30/11/2025**

Page: 7 of 38  
Date: 30/11/2025

Card Number Vehicle/Driver	Date	Time	Purchase Location	Site No.	Receipt Number	Customer Reference	Product/Service					Odo meter (km)	KM Span	Litres/ 100km	Cents /km		
							Description	CPL Price	Litres	Total Exc GST (\$)	GST (\$)					Total Inc GST (\$)	
Cost Centre	16/11/25	16:41:27	2398	NAVAL BASE WA	7770	061376		DIESEL	56.29	92.05	9.21	101.26					
							TOTAL	THIS PERIOD	56.29	92.05	9.21	101.26					
								YEAR TO DATE	1,075.20	1,734.60	173.45	1,908.05		7392	14.5	25.8	
								DIESEL	56.29	92.05	9.21	101.26					
							TOTAL	THIS PERIOD	56.29	92.05	9.21	101.26					
								YEAR TO DATE	1,075.20	1,734.60	173.45	1,908.05		7392	14.5	25.8	
7050 15405338 04359 1GYZ376 2407 WHITE MITSUBISHI TRITON UTE							ULT DSL	179.16	61.95	100.90	10.09	110.99	89958	631	9.8	17.6	
Cost Centre	07/11/25	10:28:20 16:33:42 08:59:32	2407	BIBRA LAKE WA BIBRA LAKE WA BIBRA LAKE WA	7451 7451 7451	004079 004438 005282		DIESEL	61.95	100.90	10.09	110.99					
							TOTAL	THIS PERIOD	61.95	100.90	10.09	110.99		631	9.8	17.6	
								YEAR TO DATE	1,431.84	2,286.37	228.64	2,515.01		7437	19.3	33.8	
								DIESEL	61.95	100.90	10.09	110.99					
							TOTAL	THIS PERIOD	61.95	100.90	10.09	110.99		631	9.8	17.6	
								YEAR TO DATE	1,431.84	2,286.37	228.64	2,515.01		7437	19.3	33.8	
7050 90000768 57845 1IMB671 2419 WHITE FORD RANGER	07/11/25	10:28:20 16:33:42 24/11/25		BIBRA LAKE WA BIBRA LAKE WA BIBRA LAKE WA	7451 7451 7451	004079 004438 005282		ULT DSL	179.89	82.27	134.54	13.45	147.99	30641	904	9.1	16.4
Cost Centre	07/11/25	12:36:29 12:30:45	2419	SPEARWOOD WA BIBRA LAKE WA	6443 7451	007700 004738		ULT DSL	181.16	82.66	136.14	13.61	149.75	31630	989	8.4	15.1
								ULT DSL	185.12	71.93	121.05	12.11	133.16	32419	789	9.1	16.9
								DIESEL	236.86	391.73	39.17	430.90					
							TOTAL	THIS PERIOD	236.86	391.73	39.17	430.90		2682	8.8	16.1	
								YEAR TO DATE	2,800.00	4,500.43	450.02	4,950.45		29994	9.3	16.5	
								DIESEL	236.86	391.73	39.17	430.90					
7050 90000774 19660 1IPR226 2439 WHITE FORD RANGER	07/11/25	12:36:29 12:30:45		SPEARWOOD WA BIBRA LAKE WA	6443 7451	007700 004738		ULT DSL	177.89	67.29	108.82	10.88	119.70	9133	596	11.3	20.1
							ULT DSL	184.90	72.00	121.03	12.10	133.13	9900	767	9.4	17.4	

**BP Australia Pty Ltd**  
A.B.N. 53 004 085 616  
GPO Box 1621  
MELBOURNE VIC 3001

## BP Plus Fleet Control Report

Account Enquiries: BP Accounts Receivable Telephone: 1800 225 527



CITY OF COCKBURN  
Accounts Payable (Invoice Only) PO  
067775  
PO Box 1215  
BIBRA LAKE DC PRIVATE BOXES WA  
6965

CITY OF COCKBURN

Account Number: **0050188034**  
Period Starting: **01/11/2025**

Customer Number: **0115405338**  
Period Ending: **30/11/2025**

Page: 8 of 38  
Date: 30/11/2025

Card Number Vehicle/Driver	Date	Time	Purchase Location	Site No.	Receipt Number	Customer Reference	Product/Service					Odo meter (km)	KM Span	Litres/ 100km	Cents /km
							Description	CPL Price	Litres	Total Exc GST (\$)	GST (\$)	Total Inc GST (\$)			
<b>Cost Centre</b>			<b>2439</b>				DIESEL		139.29	229.85	22.98	252.83			
							<b>TOTAL</b>		<b>139.29</b>	<b>229.85</b>	<b>22.98</b>	<b>252.83</b>		<b>1363</b>	<b>10.2</b>
							<b>YEAR TO DATE</b>		1,065.07	1,689.75	168.99	1,858.74		9829	10.8
							DIESEL		139.29	229.85	22.98	252.83			
							<b>TOTAL</b>		<b>139.29</b>	<b>229.85</b>	<b>22.98</b>	<b>252.83</b>		<b>1363</b>	<b>10.2</b>
							<b>YEAR TO DATE</b>		1,065.07	1,689.75	168.99	1,858.74		9829	10.8
7050 90000776 81897 11MH221 2447 WHITE FORD RANGER	05/11/25 10/11/25 28/11/25	07:17:21 10:52:35 06:44:58	BIBRA LAKE BIBRA LAKE BIBRA LAKE	WA WA WA	7451 7451 7451	003882 084569 085219	ULT DSL	179.89	68.41	111.87	11.19	123.06	7868	571	11.4
							ULT DSL	181.16	65.26	107.48	10.75	118.23	8439	511	12.6
							ULT DSL	185.12	64.41	108.40	10.84	119.24	8950		23.3
							DIESEL		198.08	327.75	32.78	360.53			
<b>Cost Centre</b>			<b>2447</b>				<b>TOTAL</b>		<b>198.08</b>	<b>327.75</b>	<b>32.78</b>	<b>360.53</b>		<b>1082</b>	<b>18.3</b>
							<b>YEAR TO DATE</b>		488.39	790.65	79.07	869.72		2819	17.3
							DIESEL		198.08	327.75	32.78	360.53			
7050 90000774 56704 11PR377 2458 WHITE FORD RANGER	28/11/25	08:42:54	PIARA WATERS	WA	1110	001496	<b>TOTAL</b>		<b>198.08</b>	<b>327.75</b>	<b>32.78</b>	<b>360.53</b>		<b>1082</b>	<b>18.3</b>
							<b>YEAR TO DATE</b>		488.39	790.65	79.07	869.72		2819	17.3
							ULT DSL	183.12	55.09	91.71	9.17	100.88	1064	64	86.1
<b>Cost Centre</b>			<b>2458</b>				DIESEL		55.09	91.71	9.17	100.88			
							<b>TOTAL</b>		<b>55.09</b>	<b>91.71</b>	<b>9.17</b>	<b>100.88</b>		<b>64</b>	<b>86.1</b>
							<b>YEAR TO DATE</b>		152.46	245.71	24.57	270.28		564	27.0
7050 90000776 04873 11RI594 2468 WHITE FORD RANGER	17/11/25	15:09:35	BIBRA LAKE	WA	7451	004756	DIESEL		55.09	91.71	9.17	100.88			
							<b>TOTAL</b>		<b>55.09</b>	<b>91.71</b>	<b>9.17</b>	<b>100.88</b>		<b>64</b>	<b>86.1</b>
							<b>YEAR TO DATE</b>		152.46	245.71	24.57	270.28		564	27.0
							ULSD G10	181.90 P	55.00	90.95	9.10	100.05	4061	445	12.4

**BP Australia Pty Ltd**  
A.B.N. 53 004 085 616  
GPO Box 1621  
MELBOURNE VIC 3001

## BP Plus Fleet Control Report

Account Enquiries: BP Accounts Receivable Telephone: 1800 225 527



CITY OF COCKBURN  
Accounts Payable (Invoice Only) PO  
067775  
PO Box 1215  
BIBRA LAKE DC PRIVATE BOXES WA  
6965

### CITY OF COCKBURN

Account Number: **0050188034**  
Period Starting: **01/11/2025**

Customer Number: **0115405338**  
Period Ending: **30/11/2025**

Page: 9 of 38  
Date: 30/11/2025

Card Number Vehicle/Driver	Date	Time	Purchase Location	Site No.	Receipt Number	Customer Reference	Product/Service					Odo meter (km)	KM Span	Litres/ 100km	Cents /km			
							Description	CPL Price	Litres	Total Exc GST (\$)	GST (\$)					Total Inc GST (\$)		
Cost Centre	11/11/25	18:52:52	2468	SPEARWOOD	WA	6443	007816		DIESEL	55.00	90.95	9.10	100.05					
								TOTAL	THIS PERIOD	55.00	90.95	9.10	100.05		445	12.4	22.5	
								YEAR TO DATE	370.91	593.78	59.39	653.17		2944	12.6	22.2		
									DIESEL	55.00	90.95	9.10	100.05					
								TOTAL	THIS PERIOD	55.00	90.95	9.10	100.05		445	12.4	22.5	
								YEAR TO DATE	370.91	593.78	59.39	653.17		2944	12.6	22.2		
7050 90000768 87727 11ML915 2508 WHITE FORD RANGER	11/11/25	18:52:52	SPEARWOOD	WA	6443	007816		ULT DSL	179.16	72.10	117.44	11.74	129.18	12667	819	8.8	15.8	
									DIESEL	72.10	117.44	11.74	129.18					
								TOTAL	THIS PERIOD	72.10	117.44	11.74	129.18		819	8.8	15.8	
								YEAR TO DATE	1,106.28	1,769.26	176.93	1,946.19		8715	12.7	22.3		
									DIESEL	72.10	117.44	11.74	129.18					
								TOTAL	THIS PERIOD	72.10	117.44	11.74	129.18		819	8.8	15.8	
Cost Centre	01/11/25	17:36:08	2508	PIARA WATERS	WA	1110	000110			DIESEL	72.10	117.44	11.74	129.18				
									TOTAL	THIS PERIOD	72.10	117.44	11.74	129.18		819	8.8	15.8
									YEAR TO DATE	1,106.28	1,769.26	176.93	1,946.19		8715	12.7	22.3	
										DIESEL	72.10	117.44	11.74	129.18				
									TOTAL	THIS PERIOD	72.10	117.44	11.74	129.18		819	8.8	15.8
									YEAR TO DATE	1,106.28	1,769.26	176.93	1,946.19		8715	12.7	22.3	
7050 15405338 03708 1HCC815 2515 WHITE FORD RANGER UTILITY	01/11/25	17:36:08	PIARA WATERS	WA	1110	000110		ULT DSL	170.90	42.11	65.43	6.54	71.97	26586	211	20.0	34.1	
								ULT DSL	177.89	16.92	27.36	2.74	30.10	777				
								ULT DSL	179.16	18.01	29.34	2.93	32.27	26830				
								ULT DSL	182.91	16.01	26.62	2.66	29.28	26922	92	17.4	31.8	
								ULT DSL	183.12	19.68	32.76	3.28	36.04	777				
								ULT DSL	185.12	10.68	17.97	1.80	19.77	27150				
									DIESEL	123.41	199.48	19.95	219.43					
								TOTAL	THIS PERIOD	123.41	199.48	19.95	219.43		303	40.7	72.4	
								YEAR TO DATE	414.26	662.93	66.30	729.23		590	70.2	123.6		
									DIESEL	123.41	199.48	19.95	219.43					
								TOTAL	THIS PERIOD	123.41	199.48	19.95	219.43		303	40.7	72.4	
								YEAR TO DATE	414.26	662.93	66.30	729.23		590	70.2	123.6		
Cost Centre	20/11/25	14:22:41	2515	COCKBURN CENTRAL	WA	7395	015599			DIESEL	123.41	199.48	19.95	219.43				
									TOTAL	THIS PERIOD	123.41	199.48	19.95	219.43		303	40.7	72.4
7050 90000769 77148 11ML918 2538 WHITE MITSUBISHI TRITON	20/11/25	14:22:41	COCKBURN CENTRAL	WA	7395	015599			ULT DSL	184.91	73.27	123.16	12.32	135.48	777			

**BP Australia Pty Ltd**  
A.B.N. 53 004 085 616  
GPO Box 1621  
MELBOURNE VIC 3001

## BP Plus Fleet Control Report

Account Enquiries: BP Accounts Receivable Telephone: 1800 225 527



CITY OF COCKBURN  
Accounts Payable (Invoice Only) PO  
067775  
PO Box 1215  
BIBRA LAKE DC PRIVATE BOXES WA  
6965

### CITY OF COCKBURN

Account Number: **0050188034**  
Period Starting: **01/11/2025**

Customer Number: **0115405338**  
Period Ending: **30/11/2025**

Page: 10 of 38  
Date: 30/11/2025

Card Number Vehicle/Driver	Date	Time	Purchase Location	Site No.	Receipt Number	Customer Reference	Product/Service					Odo meter (km)	KM Span	Litres/ 100km	Cents /km		
							Description	CPL Price	Litres	Total Exc GST (\$)	GST (\$)					Total Inc GST (\$)	
Cost Centre			2538				DIESEL		73.27	123.16	12.32	135.48					
							TOTAL		THIS PERIOD	73.27	123.16	12.32	135.48				
									YEAR TO DATE	1,049.92	1,685.53	168.55	1,854.08		3637	28.9	51.0
							DIESEL		73.27	123.16	12.32	135.48					
7050 90000765 36639 1JD383 2556 WHITE FORD RANGER	13/11/25	17:40:37	NAVAL BASE WA	7770	061201		TOTAL		THIS PERIOD	73.27	123.16	12.32	135.48				
									YEAR TO DATE	1,049.92	1,685.53	168.55	1,854.08		3637	28.9	51.0
							ULT DSL	179.16	54.12	88.15	8.81	96.96	24927	557	9.7	17.4	
							DIESEL		54.12	88.15	8.81	96.96					
Cost Centre			2556				TOTAL		THIS PERIOD	54.12	88.15	8.81	96.96		567	9.7	17.4
									YEAR TO DATE	1,195.80	1,922.54	192.27	2,114.81		15406	7.8	13.7
							DIESEL		54.12	88.15	8.81	96.96					
							TOTAL		THIS PERIOD	54.12	88.15	8.81	96.96		567	9.7	17.4
7050 90000771 17629 1INZ645 2566 WHITE FORD RANGER	07/11/25	06:25:52 06:11:48 26/11/25	BIBRA LAKE BIBRA LAKE BIBRA LAKE	WA WA WA	7451 7451 7451	004039 084832 005493											
							ULT DSL	179.89	71.86	117.52	11.75	129.27	14750	1558	4.6	8.3	
							ULT DSL	184.90	73.19	123.03	12.30	135.33	15565	815	9.0	16.6	
							ULT DSL	185.12	69.03	116.17	11.62	127.79	16903	1338	5.2	9.6	
Cost Centre			2566				DIESEL		214.08	356.72	35.67	392.39					
							TOTAL		THIS PERIOD	214.08	356.72	35.67	392.39		3711	5.8	10.6
									YEAR TO DATE	1,340.11	2,146.77	214.67	2,361.44		13619	9.8	17.3
							DIESEL		214.08	356.72	35.67	392.39					
7050 15405338 04094 1HPP327 2575 WHITE ISUZU D-MAX UTE	31/10/25	16:58:07 17:21:07 23/11/25	BIBRA LAKE BIBRA LAKE BIBRA LAKE	WA WA WA	7451 7451 7451	003581 004528 005213											
							ULT DSL	172.90	62.21	97.78	9.78	107.56	65245	593	10.5	18.1	
							ULT DSL	181.16	62.71	103.28	10.33	113.61	65840	595	10.5	19.1	
							ULT DSL	184.91	57.02	95.85	9.58	105.43	66373	533	10.7	19.8	

**BP Australia Pty Ltd**  
A.B.N. 53 004 085 616  
GPO Box 1621  
MELBOURNE VIC 3001

## BP Plus Fleet Control Report

Account Enquiries: BP Accounts Receivable Telephone: 1800 225 527



CITY OF COCKBURN  
Accounts Payable (Invoice Only) PO  
067775  
PO Box 1215  
BIBRA LAKE DC PRIVATE BOXES WA  
6965

### CITY OF COCKBURN

Account Number: **0050188034**  
Period Starting: **01/11/2025**

Customer Number: **0115405338**  
Period Ending: **30/11/2025**

Page: 11 of 38  
Date: 30/11/2025

Card Number Vehicle/Driver	Date	Time	Purchase Location	Site No.	Receipt Number	Customer Reference	Product/Service					Odo meter (km)	KM Span	Litres/ 100km	Cents /km		
							Description	CPL Price	Litres	Total Exc GST (\$)	GST (\$)					Total Inc GST (\$)	
7050 90000769 68188 11MB041 2597 WHITE FORD RANGER	31/10/25 10/11/25 17/11/25 25/11/25	12:21:26 14:36:03 10:55:45 14:28:34	BIBRA LAKE BIBRA LAKE BIBRA LAKE BIBRA LAKE	WA WA WA WA	7451 7451 7451 7451	003548 004271 004719 085095		DIESEL	181.94	296.91	29.69	326.60					
							TOTAL	THIS PERIOD	181.94	296.91	29.69	326.60		1721	10.6	19.0	
							YEAR TO DATE	1,599.20	2,587.54	258.73	2,846.27		12191	13.1	23.3		
								DIESEL	181.94	296.91	29.69	326.60					
							TOTAL	THIS PERIOD	181.94	296.91	29.69	326.60		1721	10.6	19.0	
							YEAR TO DATE	1,599.20	2,587.54	258.73	2,846.27		12191	13.1	23.3		
								ULSD G10	171.90	49.60	77.51	7.75	85.26	14109	491	10.1	17.4
								ULSD G10	179.90	59.95	98.05	9.80	107.85	14701	592	10.1	18.2
								ULSD G10	181.90	65.50	108.31	10.83	119.14	153337			
								ULSD G10	184.12	58.32	97.62	9.76	107.38	15943			
7050 90000766 04643 1HOK040 2606 WHITE FORD RANGER UTILITY	11/11/25 25/11/25	10:48:32 13:12:23	BIBRA LAKE BIBRA LAKE	WA WA	7451 7451	004340 005406		DIESEL	233.37	381.49	38.14	419.63					
							TOTAL	THIS PERIOD	233.37	381.49	38.14	419.63		1083	21.5	38.7	
							YEAR TO DATE	1,525.51	2,431.72	243.16	2,674.88		13566	11.2	19.7		
								DIESEL	233.37	381.49	38.14	419.63					
							TOTAL	THIS PERIOD	233.37	381.49	38.14	419.63		1083	21.5	38.7	
							YEAR TO DATE	1,525.51	2,431.72	243.16	2,674.88		13566	11.2	19.7		
								ULT DSL	181.16	65.50	107.87	10.79	118.66	31363	485	13.5	24.5
								ULT DSL	185.12	64.42	108.41	10.84	119.25	31754	391	16.5	30.5
								DIESEL	129.92	216.28	21.63	237.91					
							TOTAL	THIS PERIOD	129.92	216.28	21.63	237.91		876	14.8	27.2	
7050 15405338 04292 1HVF574 2618 WHITE VOLKSWAGEN CADDY VAN	20/11/25	09:26:09	KARDINYA	WA	6207	068383		DIESEL	129.92	216.28	21.63	237.91					
							TOTAL	THIS PERIOD	129.92	216.28	21.63	237.91		876	14.8	27.2	
							YEAR TO DATE	1,268.50	2,039.49	203.93	2,243.42		8092	15.7	27.7		
								ULT DSL	182.91	51.88	86.26	8.63	94.89	33878	743	7.0	12.8

**BP Australia Pty Ltd**  
A.B.N. 53 004 085 616  
GPO Box 1621  
MELBOURNE VIC 3001

## BP Plus Fleet Control Report

Account Enquiries: BP Accounts Receivable Telephone: 1800 225 527



CITY OF COCKBURN  
Accounts Payable (Invoice Only) PO  
067775  
PO Box 1215  
BIBRA LAKE DC PRIVATE BOXES WA  
6965

### CITY OF COCKBURN

Account Number: **0050188034**  
Period Starting: **01/11/2025**

Customer Number: **0115405338**  
Period Ending: **30/11/2025**

Page: 12 of 38  
Date: 30/11/2025

Card Number Vehicle/Driver	Date	Time	Purchase Location	Site No.	Receipt Number	Customer Reference	Product/Service					Odo meter (km)	KM Span	Litres/ 100km	Cents /km	
							Description	CPL Price	Litres	Total Exc GST (\$)	GST (\$)					Total Inc GST (\$)
Cost Centre			2618				DIESEL	51.88	86.26	8.63	94.89					
						TOTAL	THIS PERIOD	51.88	86.26	8.63	94.89		743	7.0	12.8	
							YEAR TO DATE	682.74	1,099.65	109.96	1,209.61		7243	9.4	16.7	
						DIESEL	51.88	86.26	8.63	94.89						
7050 15405338 04417 1GRB219 2626 WHITE MITSUBISHI TRITON UTE	04/11/25 17/11/25 27/11/25	11:02:40 07:48:21 06:14:27	COCKBURN CENTRAL COCKBURN CENTRAL BIBRA LAKE	WA WA WA	7395 7395 7451	014495 015282 085161	TOTAL	THIS PERIOD	51.88	86.26	8.63	94.89		743	7.0	12.8
								YEAR TO DATE	682.74	1,099.65	109.96	1,209.61		7243	9.4	16.7
							ULT DSL	179.89	48.85	79.88	7.99	87.87	50305			
							ULT DSL	184.91	45.93	77.21	7.72	84.93	53700			
Cost Centre			2626				ULSD G10	184.12	46.74	78.24	7.82	86.06	54000	300	15.6	28.7
						DIESEL	141.52	235.33	23.53	258.86						
						TOTAL	THIS PERIOD	141.52	235.33	23.53	258.86		300	47.2	86.3	
							YEAR TO DATE	966.94	1,563.48	156.37	1,719.85		5200	18.6	33.1	
7050 15405338 04029 1HOA671 2646 WHITE MITSUBISHI TRITON	10/11/25	11:54:58	BIBRA LAKE	WA	7451	004252		DIESEL	141.52	235.33	23.53	258.86				
							TOTAL	THIS PERIOD	141.52	235.33	23.53	258.86		300	47.2	86.3
								YEAR TO DATE	966.94	1,563.48	156.37	1,719.85		5200	18.6	33.1
							ULSD G10	179.90 P	63.35	103.61	10.36	113.97	65435			
Cost Centre			2646				DIESEL	63.35	103.61	10.36	113.97					
						TOTAL	THIS PERIOD	63.35	103.61	10.36	113.97					
							YEAR TO DATE	1,406.64	2,246.68	224.67	2,471.35		14889	9.4	16.6	
						DIESEL	63.35	103.61	10.36	113.97						
7050 15405338 04037 1HOQ717 2656 FORD RANGER XL SC	10/11/25 20/11/25 27/11/25	06:34:57 13:15:11 09:17:57	COCKBURN CENTRAL COCKBURN CENTRAL COCKBURN CENTRAL	WA WA WA	7395 7395 7395	014827 015593 016043	TOTAL	THIS PERIOD	63.35	103.61	10.36	113.97		14889	9.4	16.6
								YEAR TO DATE	1,406.64	2,246.68	224.67	2,471.35				
							ULT DSL	181.16	75.07	123.64	12.36	136.00	70425	617	12.2	22.0
							ULT DSL	184.91	76.21	128.11	12.81	140.92	71076	651	11.7	21.6
							ULT DSL	185.12	75.61	127.25	12.72	139.97	71685	609	12.4	23.0

**BP Australia Pty Ltd**  
A.B.N. 53 004 085 616  
GPO Box 1621  
MELBOURNE VIC 3001

## BP Plus Fleet Control Report

Account Enquiries: BP Accounts Receivable Telephone: 1800 225 527



CITY OF COCKBURN  
Accounts Payable (Invoice Only) PO  
067775  
PO Box 1215  
BIBRA LAKE DC PRIVATE BOXES WA  
6965

### CITY OF COCKBURN

Account Number: **0050188034**  
Period Starting: **01/11/2025**

Customer Number: **0115405338**  
Period Ending: **30/11/2025**

Page: 13 of 38  
Date: 30/11/2025

Card Number Vehicle/Driver	Date	Time	Purchase Location	Site No.	Receipt Number	Customer Reference	Product/Service					Odo meter (km)	KM Span	Litres/ 100km	Cents /km
							Description	CPL Price	Litres	Total Exc GST (\$)	GST (\$)	Total Inc GST (\$)			
<b>Cost Centre</b>			<b>2656</b>				DIESEL		226.89	379.00	37.89	416.89			
							<b>TOTAL</b>		<b>226.89</b>	<b>379.00</b>	<b>37.89</b>	<b>416.89</b>		<b>1877</b>	<b>12.1</b>
							<b>YEAR TO DATE</b>		2,447.47	3,960.29	396.02	4,356.31		19319	12.7
							DIESEL		226.89	379.00	37.89	416.89			
							<b>TOTAL</b>		<b>226.89</b>	<b>379.00</b>	<b>37.89</b>	<b>416.89</b>		<b>1877</b>	<b>12.1</b>
							<b>YEAR TO DATE</b>		2,447.47	3,960.29	396.02	4,356.31		19319	12.7
7050 15405338 03914 1HIN742 2667 WHITE MITSUBISHI TRITON UTE	12/11/25 19/11/25	06:20:45 06:55:06	SPEARWOOD BIBRA LAKE	WA WA	6443 7451	007833 084913	ULT DSL	179.16	61.69	100.48	10.05	110.53	8612		
							ULT DSL	184.91	63.60	106.91	10.69	117.60	86631		
							DIESEL		125.29	207.39	20.74	228.13			
							<b>TOTAL</b>		<b>125.29</b>	<b>207.39</b>	<b>20.74</b>	<b>228.13</b>			
<b>Cost Centre</b>			<b>2667</b>				<b>YEAR TO DATE</b>		2,235.06	3,583.74	358.37	3,942.11		15686	14.2
							DIESEL		125.29	207.39	20.74	228.13			
							<b>TOTAL</b>		<b>125.29</b>	<b>207.39</b>	<b>20.74</b>	<b>228.13</b>			
							<b>YEAR TO DATE</b>		2,235.06	3,583.74	358.37	3,942.11		15686	14.2
7050 15405338 03823 1HGH898 2677 WHITE MITSUBISHI TRITON UTE	03/11/25 11/11/25 18/11/25	10:44:33 14:25:13 13:49:26	COCKBURN CENTRAL COCKBURN CENTRAL SUCCESS	WA WA WA	7395 7395 5992	080091 014952 030148	ULT DSL	179.89	52.63	86.06	8.61	94.67	87881	401	13.1
							ULT DSL	181.16	56.51	93.07	9.31	102.38	88273	392	14.4
							ULT DSL	182.91	53.29	88.61	8.86	97.47	88667	394	13.5
							DIESEL		162.43	267.74	26.78	294.52			
<b>Cost Centre</b>			<b>2677</b>				<b>TOTAL</b>		<b>162.43</b>	<b>267.74</b>	<b>26.78</b>	<b>294.52</b>		<b>1187</b>	<b>13.7</b>
							<b>YEAR TO DATE</b>		2,099.41	3,389.98	339.03	3,729.01		13788	15.2
							DIESEL		162.43	267.74	26.78	294.52			
							<b>TOTAL</b>		<b>162.43</b>	<b>267.74</b>	<b>26.78</b>	<b>294.52</b>		<b>1187</b>	<b>13.7</b>
7050 15405338 03765 1HEI019 2687 WHITE ISUZU D-MAX UTE	21/11/25	14:59:16	BIBRA LAKE	WA	7451	005133	<b>YEAR TO DATE</b>		2,099.41	3,389.98	339.03	3,729.01		13788	15.2
							ULSD G10	182.90 P	58.48	97.24	9.72	106.96	77439		



**BP Australia Pty Ltd**  
A.B.N. 53 004 085 616  
GPO Box 1621  
MELBOURNE VIC 3001

## BP Plus Fleet Control Report

Account Enquiries: BP Accounts Receivable Telephone: 1800 225 527



CITY OF COCKBURN  
Accounts Payable (Invoice Only) PO  
067775  
PO Box 1215  
BIBRA LAKE DC PRIVATE BOXES WA  
6965

### CITY OF COCKBURN

Account Number: **0050188034**  
Period Starting: **01/11/2025**

Customer Number: **0115405338**  
Period Ending: **30/11/2025**

Page: 14 of 38  
Date: 30/11/2025

Card Number Vehicle/Driver	Date	Time	Purchase Location	Site No.	Receipt Number	Customer Reference	Product/Service					Odo meter (km)	KM Span	Litres/ 100km	Cents /km	
							Description	CPL Price	Litres	Total Exc GST (\$)	GST (\$)					Total Inc GST (\$)
Cost Centre	7050 15405338 04599 11GB442 2698 WHITE ISUZU D-MAX	07/11/25 16/11/25 23/11/25	14:56:43 13:09:32 15:27:27	BIBRA LAKE WA 7451 BIBRA LAKE WA 7451 BIBRA LAKE WA 7451	004123 004678 005229		DIESEL	58.48	97.24	9.72	106.96					
						TOTAL	THIS PERIOD	58.48	97.24	9.72	106.96					
							YEAR TO DATE	529.19	849.87	84.97	934.84	1926	27.5	48.5		
							DIESEL	58.48	97.24	9.72	106.96					
						TOTAL	THIS PERIOD	58.48	97.24	9.72	106.96					
							YEAR TO DATE	529.19	849.87	84.97	934.84	1926	27.5	48.5		
Cost Centre	7050 15405338 04425 1HJA763 2706 WHITE FORD RANGER UTILITY	06/11/25 20/11/25 28/11/25	17:01:46 10:32:15 13:09:02	BIBRA LAKE WA 7451 BIBRA LAKE WA 7451 BIBRA LAKE WA 7451	004021 005018 005675		ULT DSL	179.89	65.76	107.54	10.75	118.29	25113	587	11.2	20.2
							ULSD G10	180.16	60.54	99.15	9.92	109.07	26537	1424	4.3	7.7
							ULT DSL	184.91	64.16	107.85	10.79	118.64	26197			
							DIESEL	190.46	314.54	31.46	346.00					
						TOTAL	THIS PERIOD	190.46	314.54	31.46	346.00	2011	9.5	17.2		
							YEAR TO DATE	2,176.20	3,508.29	350.82	3,859.11	22096	9.8	17.5		
Cost Centre	7050 15405338 04425 1HJA763 2706 WHITE FORD RANGER UTILITY	06/11/25 20/11/25 28/11/25	17:01:46 10:32:15 13:09:02	BIBRA LAKE WA 7451 BIBRA LAKE WA 7451 BIBRA LAKE WA 7451	004021 005018 005675		DIESEL	190.46	314.54	31.46	346.00					
						TOTAL	THIS PERIOD	190.46	314.54	31.46	346.00	2011	9.5	17.2		
							YEAR TO DATE	2,176.20	3,508.29	350.82	3,859.11	22096	9.8	17.5		
							ULSD G10	178.89	73.11	118.89	11.89	130.78	80283	656	11.1	19.9
							ULSD G10	182.90	69.28	115.19	11.52	126.71	80903	620	11.2	20.4
							ULSD G10	184.12	48.72	81.55	8.15	89.70	81324	421	11.6	21.3
Cost Centre	7050 90000776 63051 11QK852 2713 WHITE ISUZU DMAX	25/11/25	20:54:04	COCKBURN CENTRAL WA 7395	015934		DIESEL	191.11	315.63	31.56	347.19					
						TOTAL	THIS PERIOD	191.11	315.63	31.56	347.19	1697	11.3	20.5		
							YEAR TO DATE	1,762.54	2,825.57	282.57	3,108.14	11710	15.1	26.5		
							DIESEL	191.11	315.63	31.56	347.19					
						TOTAL	THIS PERIOD	191.11	315.63	31.56	347.19	1697	11.3	20.5		
							YEAR TO DATE	1,762.54	2,825.57	282.57	3,108.14	11710	15.1	26.5		
			ULT DSL	185.12	45.70	76.91	7.69	84.60	453	308	14.8	27.5				

BP Australia Pty Ltd  
A.B.N. 53 004 085 616  
GPO Box 1621  
MELBOURNE VIC 3001

BP Plus  
Fleet Control Report

Account Enquiries: BP Accounts Receivable Telephone: 1800 225 527



CITY OF COCKBURN  
Accounts Payable (Invoice Only) PO  
067775  
PO Box 1215  
BIBRA LAKE DC PRIVATE BOXES WA  
6965

CITY OF COCKBURN

Account Number: 0050188034Customer Number: 0115405338Page: 15 of 38

Period Starting: 01/11/2025Period Ending: 30/11/2025Date: 30/11/2025

Card Number Vehicle/Driver	Date	Time	Purchase Location	Site No.	Receipt Number	Customer Reference	Product/Service					Odo meter (km)	KM Span	Litres/ 100km	Cents /km
							Description	CPL Price	Litres	Total Exc GST (\$)	GST (\$)	Total Inc GST (\$)			
Cost Centre  7050 15405338 03336 1GVU053 2723 WHITE ISUZU FIRE TRUCK			2713				DIESEL		45.70	76.91	7.69	84.60			
							TOTAL		45.70	76.91	7.69	84.60		308	27.5
							YEAR TO DATE		100.81	165.03	16.50	181.53		308	58.9
							DIESEL		45.70	76.91	7.69	84.60			
							TOTAL		45.70	76.91	7.69	84.60		308	27.5
							YEAR TO DATE		100.81	165.03	16.50	181.53		308	58.9
							ULSD G10	171.90	16.49	25.77	2.58	28.35	777		
							ULT DSL	177.89	69.76	112.81	11.28	124.09	45060		
							ULT DSL	177.89	51.23	82.85	8.28	91.13	45167	107	47.9
							ULT DSL	179.16	58.88	95.90	9.59	105.49	777		
Cost Centre  7050 15405338 04458 1IAN072 2737 WHITE FORD RANGER			2723				ULSD G10	180.16	11.54	18.90	1.89	20.79	777		
							ULT DSL	182.91	34.09	56.68	5.67	62.35	45234		
							ULT DSL	182.91	27.84	46.29	4.63	50.92	42250		
							ULSD G10	183.91	33.20	55.51	5.55	61.06	777		
							ULT DSL	183.12	56.62	94.25	9.43	103.68	46372		
							ULT DSL	183.12	59.71	99.40	9.94	109.34	45371		
							ULSD G10	184.12	23.60	39.50	3.95	43.45	777		
							DIESEL		442.96	727.86	72.79	800.65			
							TOTAL		442.96	727.86	72.79	800.65		107	748.3
							YEAR TO DATE		3,049.01	4,985.87	498.57	5,484.44		3278	167.3
							DIESEL		442.96	727.86	72.79	800.65			
							TOTAL		442.96	727.86	72.79	800.65		107	748.3
							YEAR TO DATE		3,049.01	4,985.87	498.57	5,484.44		3278	167.3
							ULT DSL	179.89	74.13	121.23	12.12	133.35	40000	2000	3.7
							ULT DSL	181.16	70.36	115.88	11.59	127.47	40000		
							ULT DSL	185.12	67.81	114.12	11.41	125.53	40000		
							DIESEL		212.30	351.23	35.12	386.35			
							TOTAL		212.30	351.23	35.12	386.35		2000	19.3
							YEAR TO DATE		1,650.57	2,665.23	266.51	2,931.74		14000	20.9

**BP Australia Pty Ltd**  
A.B.N. 53 004 085 616  
GPO Box 1621  
MELBOURNE VIC 3001

## BP Plus Fleet Control Report

Account Enquiries: BP Accounts Receivable Telephone: 1800 225 527



CITY OF COCKBURN  
Accounts Payable (Invoice Only) PO  
067775  
PO Box 1215  
BIBRA LAKE DC PRIVATE BOXES WA  
6965

CITY OF COCKBURN

Account Number: **0050188034**  
Period Starting: **01/11/2025**

Customer Number: **0115405338**  
Period Ending: **30/11/2025**

Page: 16 of 38  
Date: 30/11/2025

Card Number Vehicle/Driver	Date	Time	Purchase Location	Site No.	Receipt Number	Customer Reference	Product/Service					Odo meter (km)	KM Span	Litres/ 100km	Cents /km
							Description	CPL Price	Litres	Total Exc GST (\$)	GST (\$)	Total Inc GST (\$)			
<b>Cost Centre</b>  7050 15405338 01454 1EZY791 2753 TOYOTA LANDCRUISER UTILITY			<b>2737</b>				DIESEL		212.30	351.23	35.12	386.35			
						<b>TOTAL</b>	<b>THIS PERIOD</b>		<b>212.30</b>	<b>351.23</b>	<b>35.12</b>	<b>386.35</b>		<b>2000</b>	<b>10.6</b>
							<b>YEAR TO DATE</b>		1,650.57	2,665.23	266.51	2,931.74		14000	11.8
	01/11/25	23:16:11	COCKBURN CENTRAL	WA	7395	014342	ULT DSL	172.90	12.91	20.29	2.03	22.32	777		
	06/11/25	16:34:11	SUCCESS	WA	5992	051526	ULP UNM	162.05	3.67	5.41	0.54	5.95	777		
	06/11/25	20:39:14	SUCCESS	WA	5992	051541	ULT DSL	177.89	13.96	22.57	2.26	24.83	777		
	06/11/25	20:41:08	SUCCESS	WA	5992	051542	ULP UNM	163.17	2.69	3.99	0.40	4.39	777		
	09/11/25	00:30:51	SUCCESS	WA	5992	051631	ULT DSL	177.89	9.64	15.59	1.56	17.15	33050	48	28.6
	11/11/25	18:51:24	SUCCESS	WA	5992	051747	ULP UNM	163.17	1.19	1.76	0.18	1.94	33098		50.9
	12/11/25	21:53:28	SUCCESS	WA	5992	051791	ULT DSL	177.89	13.74	22.22	2.22	24.44	777		
							ULP UNM	163.17	5.55	8.24	0.82	9.06	2943		
	17/11/25	20:48:36	SUCCESS	WA	5992	051972	ULT DSL	156.70	2.80	3.99	0.40	4.39	777		
							ULP UNM	179.16	27.77	45.23	4.52	49.75	33264		
	23/11/25	13:03:41	COCKBURN CENTRAL	WA	7395	015766	ULT DSL	163.20	4.03	5.98	0.60	6.58			
	27/11/25	22:09:22	SUCCESS	WA	5992	052386	ULP UNM	182.91	8.88	14.76	1.48	16.24	33300	36	23.9
	28/11/25	07:30:44	SUCCESS	WA	5992	052399	ULT DSL	164.07	2.61	3.89	0.39	4.28	335570		44.2
	28/11/25	16:34:51	SUCCESS	WA	5992	030569	ULP UNM	184.91	8.61	14.47	1.45	15.92			
							ULT DSL	166.07	2.44	3.68	0.37	4.05	33336	85	14.1
							ULP UNM	183.12	12.42	20.67	2.07	22.74	33421		25.8
							ULT DSL	164.93	3.45	5.17	0.52	5.69			
<b>Cost Centre</b>  7050 15405338 04151 1HRR422 2766 WHITE FORD RANGER UTE			<b>2753</b>				ULT DSL	183.12	13.87	23.09	2.31	25.40			
							ULP UNM	164.93	4.26	6.39	0.64	7.03			
							ULT DSL	183.12	11.98	19.95	1.99	21.94			
							ULP UNM	164.93	1.33	1.99	0.20	2.19			
							DIESEL	133.78	218.84	21.89	240.73				
							M/S	34.02	50.49	5.06	55.55				
						<b>TOTAL</b>	<b>THIS PERIOD</b>		<b>167.80</b>	<b>269.33</b>	<b>26.95</b>	<b>296.28</b>		<b>169</b>	<b>99.3</b>
							<b>YEAR TO DATE</b>		837.58	1,344.32	134.44	1,478.76		1111	75.4
							DIESEL	133.78	218.84	21.89	240.73				
							M/S	34.02	50.49	5.06	55.55				
						<b>TOTAL</b>	<b>THIS PERIOD</b>		<b>167.80</b>	<b>269.33</b>	<b>26.95</b>	<b>296.28</b>		<b>169</b>	<b>99.3</b>
							<b>YEAR TO DATE</b>		837.58	1,344.32	134.44	1,478.76		1111	75.4
	31/10/25	11:00:46	BIBRA LAKE	WA	7451	084311	ULSD G10	171.90	44.16	69.01	6.90	75.91	777		
	13/11/25	14:27:42	SPEARWOOD	WA	6443	059315	ULT DSL	179.16	69.81	113.70	11.37	125.07	39148	872	7.4
	27/11/25	13:15:05	BIBRA LAKE	WA	7451	005571	ULT DSL	185.12	64.72	108.92	10.89	119.81	40020		13.7

**BP Australia Pty Ltd**  
A.B.N. 53 004 085 616  
GPO Box 1621  
MELBOURNE VIC 3001

## BP Plus Fleet Control Report

Account Enquiries: BP Accounts Receivable Telephone: 1800 225 527



CITY OF COCKBURN  
Accounts Payable (Invoice Only) PO  
067775  
PO Box 1215  
BIBRA LAKE DC PRIVATE BOXES WA  
6965

CITY OF COCKBURN

Account Number: **0050188034**  
Period Starting: **01/11/2025**

Customer Number: **0115405338**  
Period Ending: **30/11/2025**

Page: 17 of 38  
Date: 30/11/2025

Card Number Vehicle/Driver	Date	Time	Purchase Location	Site No.	Receipt Number	Customer Reference	Product/Service					Odo meter (km)	KM Span	Litres/ 100km	Cents /km
							Description	CPL Price	Litres	Total Exc GST (\$)	GST (\$)	Total Inc GST (\$)			
<b>Cost Centre</b>			<b>2766</b>				DIESEL		178.69	291.63	29.16	320.79			
							<b>TOTAL</b>		<b>178.69</b>	<b>291.63</b>	<b>29.16</b>	<b>320.79</b>		<b>872</b>	<b>20.5</b>
							<b>YEAR TO DATE</b>		1,347.13	2,155.76	215.56	2,371.32		12962	10.4
							DIESEL		178.69	291.63	29.16	320.79			
<b>Cost Centre</b>			<b>2778</b>				<b>TOTAL</b>		<b>178.69</b>	<b>291.63</b>	<b>29.16</b>	<b>320.79</b>		<b>872</b>	<b>20.5</b>
							<b>YEAR TO DATE</b>		1,347.13	2,155.76	215.56	2,371.32		12962	10.4
							ULT DSL	181.16	63.16	104.02	10.40	114.42	2525	492	12.8
							DIESEL		63.16	104.02	10.40	114.42			
<b>Cost Centre</b>			<b>2778</b>				<b>TOTAL</b>		<b>63.16</b>	<b>104.02</b>	<b>10.40</b>	<b>114.42</b>		<b>492</b>	<b>12.8</b>
							<b>YEAR TO DATE</b>		306.87	495.83	49.59	545.42		1208	25.4
							DIESEL		63.16	104.02	10.40	114.42			
							<b>TOTAL</b>		<b>63.16</b>	<b>104.02</b>	<b>10.40</b>	<b>114.42</b>		<b>492</b>	<b>12.8</b>
<b>Cost Centre</b>			<b>2778</b>				<b>YEAR TO DATE</b>		306.87	495.83	49.59	545.42		1208	25.4
							ULT DSL	177.89	25.31	40.93	4.09	45.02	16635	62	40.8
							ULT DSL	179.89	5.16	8.44	0.84	9.28	16325		72.6
							ULT DSL	177.89	16.07	25.99	2.60	28.59	16714	389	4.1
<b>Cost Centre</b>			<b>2778</b>				ULTSD G10	180.16	18.09	29.63	2.96	32.59	777		
							ULT DSL	179.16	27.42	44.66	4.47	49.13	16870		
							ULT DSL	179.16	16.46	26.81	2.68	29.49	16921	51	32.3
							ULT DSL	182.91	13.13	21.84	2.18	24.02	18696	1775	0.7
<b>Cost Centre</b>			<b>2778</b>				ULT DSL	182.91	19.42	32.29	3.23	35.52	17052		
							ULT DSL	183.12	35.38	58.90	5.89	64.79	17144	92	38.5
							ULT DSL	183.12	29.99	49.93	4.99	54.92	17240	96	31.2
							DIESEL		206.43	339.42	33.93	373.35			
<b>Cost Centre</b>			<b>2778</b>				<b>TOTAL</b>		<b>206.43</b>	<b>339.42</b>	<b>33.93</b>	<b>373.35</b>		<b>2465</b>	<b>8.4</b>
							<b>YEAR TO DATE</b>		1,015.24	1,632.94	163.30	1,796.24		6636	15.3

**BP Australia Pty Ltd**  
A.B.N. 53 004 085 616  
GPO Box 1621  
MELBOURNE VIC 3001

## BP Plus Fleet Control Report

Account Enquiries: BP Accounts Receivable Telephone: 1800 225 527



CITY OF COCKBURN  
Accounts Payable (Invoice Only) PO  
067775  
PO Box 1215  
BIBRA LAKE DC PRIVATE BOXES WA  
6965

CITY OF COCKBURN

Account Number: **0050188034**  
Period Starting: **01/11/2025**

Customer Number: **0115405338**  
Period Ending: **30/11/2025**

Page: 18 of 38  
Date: 30/11/2025

Card Number Vehicle/Driver	Date	Time	Purchase Location	Site No.	Receipt Number	Customer Reference	Product/Service					Odo meter (km)	KM Span	Litres/ 100km	Cents /km									
							Description	CPL Price	Litres	Total Exc GST (\$)	GST (\$)					Total Inc GST (\$)								
Cost Centre  7050 90000769 77163 11ML916 2798 WHITE MITSUBISHI TRITON	04/11/25 12/11/25 26/11/25	19:16:05 23:35:42 16:15:27	2784  SUCCESS SPEARWOOD BIBRA LAKE	WA WA WA	5992 6443 7451	029725 059296 005510		DIESEL	206.43	339.42	33.93	373.35												
							TOTAL	THIS PERIOD YEAR TO DATE	206.43 1,015.24	339.42 1,632.94	33.93 163.30	373.35 1,796.24		2465 6636	8.4 15.3	15.1 27.1								
								ULT DSL	177.89	69.52	112.43	11.24	123.67	18047	809	8.6	15.3							
								ULT DSL	179.16	68.92	112.25	11.23	123.48	18785	738	9.3	16.7							
								ULT DSL	185.12	72.00	121.17	12.12	133.29	190603										
								DIESEL	210.44	345.85	34.59	380.44												
							TOTAL	THIS PERIOD YEAR TO DATE	210.44 1,704.17	345.85 2,727.22	34.59 272.73	380.44 2,999.95		1547 15862	13.6 10.7	24.6 18.9								
								DIESEL	210.44	345.85	34.59	380.44												
							TOTAL	THIS PERIOD YEAR TO DATE	210.44 1,704.17	345.85 2,727.22	34.59 272.73	380.44 2,999.95		1547 15862	13.6 10.7	24.6 18.9								
							Cost Centre  7050 90000771 87614 11NV014 2809 WHITE MITSUBISHI TRITON	07/11/25 29/11/25	12:29:32 16:09:53	2798  BIBRA LAKE HUNTINGDALE	WA WA	7451 6117	004098 017122		ULSD G10	178.89	60.75	98.79	9.88	108.67	9256	719	8.4	15.1
	ULT DSL	183.12	68.00	113.20	11.32	124.52								10034	778	8.7	16.0							
	DIESEL	128.75	211.99	21.20	233.19																			
TOTAL	THIS PERIOD YEAR TO DATE	128.75 854.25	211.99 1,361.59	21.20 136.14	233.19 1,497.73									1497 9223	8.6 9.3	15.6 16.2								
	DIESEL	128.75	211.99	21.20	233.19																			
TOTAL	THIS PERIOD YEAR TO DATE	128.75 854.25	211.99 1,361.59	21.20 136.14	233.19 1,497.73									1497 9223	8.6 9.3	15.6 16.2								
Cost Centre  7050 15405338 03567 1GYU017 2836 TOYOTA CAMRY SEDAN	09/11/25	13:36:14	2809  MORLEY	WA	6201	012603									ULP 95 UNM	171.84	45.37	70.88	7.09	77.97	14544	926	4.9	8.4
															M/S	45.37	70.88	7.09	77.97					
														TOTAL	THIS PERIOD YEAR TO DATE	45.37 828.23	70.88 1,333.18	7.09 133.33	77.97 1,466.51		926 13599	4.9 6.1	8.4 10.8	

**BP Australia Pty Ltd**  
A.B.N. 53 004 085 616  
GPO Box 1621  
MELBOURNE VIC 3001

## BP Plus Fleet Control Report

Account Enquiries: BP Accounts Receivable Telephone: 1800 225 527



CITY OF COCKBURN  
Accounts Payable (Invoice Only) PO  
067775  
PO Box 1215  
BIBRA LAKE DC PRIVATE BOXES WA  
6965

CITY OF COCKBURN

Account Number: **0050188034**  
Period Starting: **01/11/2025**

Customer Number: **0115405338**  
Period Ending: **30/11/2025**

Page: 19 of 38  
Date: 30/11/2025

Card Number Vehicle/Driver	Date	Time	Purchase Location	Site No.	Receipt Number	Customer Reference	Product/Service					Odo meter (km)	KM Span	Litres/ 100km	Cents /km
							Description	CPL Price	Litres	Total Exc GST (\$)	GST (\$)	Total Inc GST (\$)			
<b>Cost Centre</b>  7050 15405338 04060 1HNM845 2857 WHITE ISUZU D-MAX UTE	07/11/25 27/11/25	16:16:25 14:05:03	<b>2836</b>  BIBRA LAKE BIBRA LAKE	WA WA	7451 7451	004136 005580	M/S		45.37	70.88	7.09	77.97			
							<b>TOTAL</b>		<b>45.37</b>	<b>70.88</b>	<b>7.09</b>	<b>77.97</b>		<b>926</b>	<b>4.9</b>
							<b>YEAR TO DATE</b>		828.23	1,333.18	133.33	1,466.51		13599	6.1
							ULSD G10	178.89	17.51	28.47	2.85	31.32	42719	186	9.4
							ULSD G10	184.12	59.73	99.98	10.00	109.98	43174	455	13.1
<b>Cost Centre</b>  7050 15405338 04128 1HPR483 2867 WHITE ISUZU DMAX UTILITY	04/11/25 04/11/25 08/11/25 16/11/25 22/11/25	09:48:57 09:55:00 16:06:01 15:20:28 16:25:47	<b>2857</b>  BIBRA LAKE BIBRA LAKE BIBRA LAKE BIBRA LAKE	WA WA WA WA WA	7451 7451 7451 7451 7451	003804 003807 004186 004681 005202	DIESEL		77.24	128.45	12.85	141.30			
							<b>TOTAL</b>		<b>77.24</b>	<b>128.45</b>	<b>12.85</b>	<b>141.30</b>		<b>641</b>	<b>12.0</b>
							<b>YEAR TO DATE</b>		1,392.89	2,226.03	222.61	2,448.64		7710	18.1
							DIESEL		77.24	128.45	12.85	141.30			
							<b>TOTAL</b>		<b>77.24</b>	<b>128.45</b>	<b>12.85</b>	<b>141.30</b>		<b>641</b>	<b>12.0</b>
<b>Cost Centre</b>  7050 15405338 04011 1HJU694 2877 WHITE ISUZU D-MAX UTILITY	02/11/25 12/11/25 26/11/25	10:19:54 17:33:08 16:33:08	<b>2867</b>  BIBRA LAKE BIBRA LAKE BIBRA LAKE	WA WA WA	7451 7451 7451	003622 004445 005511	ULSD G10	179.89	62.76	102.64	10.26	112.90	777		
							ULSD G10	179.89	61.61	100.75	10.08	110.83	45209		
							ULSD G10	179.89	51.55	84.30	8.43	92.73	45732	523	9.9
							ULSD G10	181.16	37.70	62.09	6.21	68.30	56096		
							ULSD G10	184.91	49.47	83.15	8.32	91.47	46647		
<b>Cost Centre</b>  7050 15405338 04011 1HJU694 2877 WHITE ISUZU D-MAX UTILITY	02/11/25 12/11/25 26/11/25	10:19:54 17:33:08 16:33:08	<b>2867</b>  BIBRA LAKE BIBRA LAKE BIBRA LAKE	WA WA WA	7451 7451 7451	003622 004445 005511	DIESEL		263.09	432.93	43.30	476.23			
							<b>TOTAL</b>		<b>263.09</b>	<b>432.93</b>	<b>43.30</b>	<b>476.23</b>		<b>523</b>	<b>50.3</b>
							<b>YEAR TO DATE</b>		1,747.16	2,797.16	279.71	3,076.87		12133	14.4
							DIESEL		263.09	432.93	43.30	476.23			
							<b>TOTAL</b>		<b>263.09</b>	<b>432.93</b>	<b>43.30</b>	<b>476.23</b>		<b>523</b>	<b>50.3</b>
<b>Cost Centre</b>  7050 15405338 04011 1HJU694 2877 WHITE ISUZU D-MAX UTILITY	02/11/25 12/11/25 26/11/25	10:19:54 17:33:08 16:33:08	<b>2867</b>  BIBRA LAKE BIBRA LAKE BIBRA LAKE	WA WA WA	7451 7451 7451	003622 004445 005511	ULSD G10	172.90	54.52	85.70	8.57	94.27	69240		
							ULSD G10	181.16	60.52	99.67	9.97	109.64	69784	544	11.1
							ULSD G10	184.12	57.13	95.63	9.56	105.19	7293		
							DIESEL		172.17	281.00	28.10	309.10			
							<b>TOTAL</b>		<b>172.17</b>	<b>281.00</b>	<b>28.10</b>	<b>309.10</b>		<b>544</b>	<b>31.6</b>
<b>Cost Centre</b>  7050 15405338 04011 1HJU694 2877 WHITE ISUZU D-MAX UTILITY	02/11/25 12/11/25 26/11/25	10:19:54 17:33:08 16:33:08	<b>2867</b>  BIBRA LAKE BIBRA LAKE BIBRA LAKE	WA WA WA	7451 7451 7451	003622 004445 005511	<b>YEAR TO DATE</b>		1,562.17	2,521.09	252.11	2,773.20		9737	16.0

**BP Australia Pty Ltd**  
A.B.N. 53 004 085 616  
GPO Box 1621  
MELBOURNE VIC 3001

## BP Plus Fleet Control Report

Account Enquiries: BP Accounts Receivable Telephone: 1800 225 527



CITY OF COCKBURN  
Accounts Payable (Invoice Only) PO  
067775  
PO Box 1215  
BIBRA LAKE DC PRIVATE BOXES WA  
6965

CITY OF COCKBURN

Account Number: **0050188034**  
Period Starting: **01/11/2025**

Customer Number: **0115405338**  
Period Ending: **30/11/2025**

Page: 20 of 38  
Date: 30/11/2025

Card Number Vehicle/Driver	Date	Time	Purchase Location	Site No.	Receipt Number	Customer Reference	Product/Service					Odo meter (km)	KM Span	Litres/ 100km	Cents /km
							Description	CPL Price	Litres	Total Exc GST (\$)	GST (\$)	Total Inc GST (\$)			
<b>Cost Centre</b>  7050 15405338 02486 1GEH032 2883 WHITE ISUZU FIRE TRUCK	28/11/25 28/11/25	08:28:04 23:10:29	2877  COCKBURN CENTRAL COCKBURN CENTRAL	WA WA	7395 7395	016125 080744	DIESEL		172.17	281.00	28.10	309.10			
							<b>TOTAL</b>		<b>172.17</b>	<b>281.00</b>	<b>28.10</b>	<b>309.10</b>		<b>544</b>	<b>31.6</b>
							<b>THIS PERIOD</b>		<b>172.17</b>	<b>281.00</b>	<b>28.10</b>	<b>309.10</b>		<b>544</b>	<b>31.6</b>
							<b>YEAR TO DATE</b>		<b>1,562.17</b>	<b>2,521.09</b>	<b>252.11</b>	<b>2,773.20</b>		<b>9737</b>	<b>16.0</b>
							ULSD G10	184.12	38.83	64.99	6.50	71.49	30812	125	31.1
							ULSD G10	184.12	52.17	87.33	8.73	96.06	30858	46	113.4
<b>Cost Centre</b>  7050 15405338 03096 1GSG891 2896 WHITE FORD RANGER UTE	11/11/25 20/11/25	07:09:51 08:05:25	2883  PIARA WATERS SUCCESS	WA WA	1110 5992	000563 047796	DIESEL		91.00	152.32	15.23	167.55			
							<b>TOTAL</b>		<b>91.00</b>	<b>152.32</b>	<b>15.23</b>	<b>167.55</b>		<b>171</b>	<b>53.2</b>
							<b>THIS PERIOD</b>		<b>91.00</b>	<b>152.32</b>	<b>15.23</b>	<b>167.55</b>		<b>171</b>	<b>53.2</b>
							<b>YEAR TO DATE</b>		<b>2,320.71</b>	<b>3,727.70</b>	<b>372.76</b>	<b>4,100.46</b>		<b>4379</b>	<b>53.0</b>
							ULT DSL	179.16	68.16	111.02	11.10	122.12	777		
							ULT DSL	182.91	65.83	109.46	10.95	120.41	2		
<b>Cost Centre</b>  7050 15405338 03658 1HAQ880 2913 WHITE MERCEDES SPRINTER BUS	11/11/25 19/11/25	09:26:56 08:58:49	2896  SUCCESS BIBRA LAKE	WA WA	5992 7451	029927 084928	DIESEL		133.99	220.48	22.05	242.53			
							<b>TOTAL</b>		<b>133.99</b>	<b>220.48</b>	<b>22.05</b>	<b>242.53</b>			
							<b>THIS PERIOD</b>		<b>133.99</b>	<b>220.48</b>	<b>22.05</b>	<b>242.53</b>			
							<b>YEAR TO DATE</b>		<b>1,758.33</b>	<b>2,807.18</b>	<b>280.71</b>	<b>3,087.89</b>		<b>4060</b>	<b>43.3</b>
							ULT DSL	179.16	53.01	86.35	8.63	94.98	45306	444	11.9
							ULT DSL	184.91	49.61	83.39	8.34	91.73	45675	369	13.4
<b>Cost Centre</b>  7050 15405338 03658 1HAQ880 2913 WHITE MERCEDES SPRINTER BUS	11/11/25 19/11/25	09:26:56 08:58:49	2896  SUCCESS BIBRA LAKE	WA WA	5992 7451	029927 084928	DIESEL		102.62	169.74	16.97	186.71			
							<b>TOTAL</b>		<b>102.62</b>	<b>169.74</b>	<b>16.97</b>	<b>186.71</b>		<b>813</b>	<b>12.6</b>
							<b>THIS PERIOD</b>		<b>102.62</b>	<b>169.74</b>	<b>16.97</b>	<b>186.71</b>		<b>813</b>	<b>12.6</b>
							<b>YEAR TO DATE</b>		<b>1,003.39</b>	<b>1,615.44</b>	<b>161.55</b>	<b>1,776.99</b>		<b>4876</b>	<b>20.6</b>

**BP Australia Pty Ltd**  
A.B.N. 53 004 085 616  
GPO Box 1621  
MELBOURNE VIC 3001

## BP Plus Fleet Control Report

Account Enquiries: BP Accounts Receivable Telephone: 1800 225 527



CITY OF COCKBURN  
Accounts Payable (Invoice Only) PO  
067775  
PO Box 1215  
BIBRA LAKE DC PRIVATE BOXES WA  
6965

CITY OF COCKBURN

Account Number: **0050188034**  
Period Starting: **01/11/2025**

Customer Number: **0115405338**  
Period Ending: **30/11/2025**

Page: 21 of 38  
Date: 30/11/2025

Card Number Vehicle/Driver	Date	Time	Purchase Location	Site No.	Receipt Number	Customer Reference	Product/Service					Odo meter (km)	KM Span	Litres/ 100km	Cents /km
							Description	CPL Price	Litres	Total Exc GST (\$)	GST (\$)	Total Inc GST (\$)			
<b>Cost Centre</b>  7050 15405338 03666 1GCX392 2943 WHITE MITSUBISHI ROSA BUS	06/11/25 13/11/25 20/11/25 27/11/25	11:54:02 09:02:53 08:58:02 08:50:05	<b>2913</b>  BIBRA LAKE BIBRA LAKE BIBRA LAKE BIBRA LAKE	WA WA WA WA	7451 7451 7451 7451	084497 084736 005013 005551	DIESEL		102.62	169.74	16.97	186.71			
							<b>TOTAL</b>		<b>102.62</b>	<b>169.74</b>	<b>16.97</b>	<b>186.71</b>		<b>813</b>	<b>23.0</b>
							<b>THIS PERIOD</b>		<b>102.62</b>	<b>169.74</b>	<b>16.97</b>	<b>186.71</b>		<b>813</b>	<b>23.0</b>
							<b>YEAR TO DATE</b>		1,003.39	1,615.44	161.55	1,776.99	4876	20.6	36.4
							ULT DSL	179.89	28.36	46.38	4.64	51.02	136026		
							ULT DSL	181.16	33.41	55.03	5.50	60.53	139150		
							ULT DSL	184.91	38.11	64.06	6.41	70.47	139338	188	20.3
							ULT DSL	185.12	35.61	59.93	5.99	65.92	139705	367	9.7
							DIESEL		135.49	225.40	22.54	247.94			
							<b>TOTAL</b>		<b>135.49</b>	<b>225.40</b>	<b>22.54</b>	<b>247.94</b>		<b>555</b>	<b>44.7</b>
							<b>THIS PERIOD</b>		<b>135.49</b>	<b>225.40</b>	<b>22.54</b>	<b>247.94</b>		<b>555</b>	<b>44.7</b>
							<b>YEAR TO DATE</b>		1,767.77	2,858.17	285.85	3,144.02	8458	20.9	37.2
<b>Cost Centre</b>  7050 15405338 04516 1IDY275 2966 WHITE MITSUBISHI TRITON UTE	03/11/25 19/11/25	08:52:22 13:19:38	<b>2943</b>  NAVAL BASE NAVAL BASE	WA WA	7770 7770	060167 061711	DIESEL		135.49	225.40	22.54	247.94			
							<b>TOTAL</b>		<b>135.49</b>	<b>225.40</b>	<b>22.54</b>	<b>247.94</b>		<b>555</b>	<b>44.7</b>
							<b>THIS PERIOD</b>		<b>135.49</b>	<b>225.40</b>	<b>22.54</b>	<b>247.94</b>		<b>555</b>	<b>44.7</b>
							<b>YEAR TO DATE</b>		1,767.77	2,858.17	285.85	3,144.02	8458	20.9	37.2
							ULT DSL	177.89	55.06	89.04	8.90	97.94	29743		
							ULT DSL	182.91	48.22	80.18	8.02	88.20	30168	425	11.3
							DIESEL		103.28	169.22	16.92	186.14			
							<b>TOTAL</b>		<b>103.28</b>	<b>169.22</b>	<b>16.92</b>	<b>186.14</b>		<b>425</b>	<b>43.8</b>
							<b>THIS PERIOD</b>		<b>103.28</b>	<b>169.22</b>	<b>16.92</b>	<b>186.14</b>		<b>425</b>	<b>43.8</b>
							<b>YEAR TO DATE</b>		1,530.32	2,430.84	243.08	2,673.92	11854	12.9	22.6
<b>Cost Centre</b>  7050 15405338 03674 1EWR786 2993 WHITE MITSUBISHI ROSA BUS	31/10/25 06/11/25	08:46:59 09:01:00	<b>2966</b>  BIBRA LAKE BIBRA LAKE	WA WA	7451 7451	084302 084480	DIESEL		103.28	169.22	16.92	186.14			
							<b>TOTAL</b>		<b>103.28</b>	<b>169.22</b>	<b>16.92</b>	<b>186.14</b>		<b>425</b>	<b>43.8</b>
							<b>THIS PERIOD</b>		<b>103.28</b>	<b>169.22</b>	<b>16.92</b>	<b>186.14</b>		<b>425</b>	<b>43.8</b>
							<b>YEAR TO DATE</b>		1,530.32	2,430.84	243.08	2,673.92	11854	12.9	22.6
							ULT DSL	172.90	57.07	89.71	8.97	98.68	154010		
							ULT DSL	179.89	45.62	74.60	7.46	82.06	154244	234	19.5
							DIESEL		102.69	164.31	16.43	180.74			
							<b>TOTAL</b>		<b>102.69</b>	<b>164.31</b>	<b>16.43</b>	<b>180.74</b>		<b>234</b>	<b>77.2</b>
							<b>THIS PERIOD</b>		<b>102.69</b>	<b>164.31</b>	<b>16.43</b>	<b>180.74</b>		<b>234</b>	<b>77.2</b>
							<b>YEAR TO DATE</b>		1,947.29	3,101.95	310.22	3,412.17	8724	22.3	39.1



**BP Australia Pty Ltd**  
A.B.N. 53 004 085 616  
GPO Box 1621  
MELBOURNE VIC 3001

## BP Plus Fleet Control Report

Account Enquiries: BP Accounts Receivable Telephone: 1800 225 527



CITY OF COCKBURN  
Accounts Payable (Invoice Only) PO  
067775  
PO Box 1215  
BIBRA LAKE DC PRIVATE BOXES WA  
6965

CITY OF COCKBURN

Account Number: **0050188034**  
Period Starting: **01/11/2025**

Customer Number: **0115405338**  
Period Ending: **30/11/2025**

Page: 22 of 38  
Date: 30/11/2025

Card Number Vehicle/Driver	Date	Time	Purchase Location	Site No.	Receipt Number	Customer Reference	Product/Service					Odo meter (km)	KM Span	Litres/ 100km	Cents /km
							Description	CPL Price	Litres	Total Exc GST (\$)	GST (\$)	Total Inc GST (\$)			
<b>Cost Centre</b>  7050 90000780 01442 1GTV559 3004 WHITE FORD RANGER	19/11/25	10:13:32	2993  BIBRA LAKE WA	7451	004931		DIESEL		102.69	164.31	16.43	180.74			
						TOTAL	THIS PERIOD YEAR TO DATE		102.69 1,947.29	164.31 3,101.95	16.43 310.22	180.74 3,412.17		234 8724	43.9 22.3
							ULSD G10	182.90 P	62.02	103.12	10.31	113.43	37609	563	11.0
						TOTAL	THIS PERIOD YEAR TO DATE		62.02 96.64	103.12 157.22	10.31 15.72	113.43 172.94		563 563	11.0 17.2
<b>Cost Centre</b>  7050 90000774 54972 1IPR376 4256 WHITE FORD RANGER	07/11/25 16/11/25 27/11/25	18:33:05 09:15:48 17:37:49	3004  NAVAL BASE CARLISLE NAVAL BASE WA WA WA	7770 6218 7770	060666 002866 030223		DIESEL		62.02	103.12	10.31	113.43			
						TOTAL	THIS PERIOD YEAR TO DATE		62.02 96.64	103.12 157.22	10.31 15.72	113.43 172.94		563 563	11.0 17.2
							ULT DSL	177.89	55.30	89.43	8.94	98.37	1562		
							ULT DSL	179.16	65.87	107.29	10.73	118.02	6933		
<b>Cost Centre</b>  7050 90000769 45491 1IML913 4265 WHITE FORD RANGER	17/11/25	08:58:36	4256  SPEARWOOD WA	6443	059418		ULT DSL	183.12	57.40	95.55	9.56	105.11	15623		
							DIESEL		178.57	292.27	29.23	321.50			
						TOTAL	THIS PERIOD YEAR TO DATE		178.57 831.55	292.27 1,322.70	29.23 132.27	321.50 1,454.97		2878 2878	28.9 50.6
							ULT DSL	182.91	74.04	123.12	12.31	135.43	9382	761	9.7
							DIESEL		74.04	123.12	12.31	135.43			
						TOTAL	THIS PERIOD YEAR TO DATE		74.04 767.14	123.12 1,218.09	12.31 121.80	135.43 1,339.89		761 7763	9.7 9.9

**BP Australia Pty Ltd**  
A.B.N. 53 004 085 616  
GPO Box 1621  
MELBOURNE VIC 3001

## BP Plus Fleet Control Report

Account Enquiries: BP Accounts Receivable Telephone: 1800 225 527



CITY OF COCKBURN  
Accounts Payable (Invoice Only) PO  
067775  
PO Box 1215  
BIBRA LAKE DC PRIVATE BOXES WA  
6965

CITY OF COCKBURN

Account Number: **0050188034**  
Period Starting: **01/11/2025**

Customer Number: **0115405338**  
Period Ending: **30/11/2025**

Page: 23 of 38  
Date: 30/11/2025

Card Number Vehicle/Driver	Date	Time	Purchase Location	Site No.	Receipt Number	Customer Reference	Product/Service					Odo meter (km)	KM Span	Litres/ 100km	Cents /km
							Description	CPL Price	Litres	Total Exc GST (\$)	GST (\$)	Total Inc GST (\$)			
<b>Cost Centre</b>  7050 90000764 46003 11JK529 4295 WHITE FORD RANGER	14/11/25	14:54:18	BIBRA LAKE WA	7451	084809		DIESEL		74.04	123.12	12.31	135.43			
						<b>TOTAL</b>	<b>THIS PERIOD</b>		<b>74.04</b>	<b>123.12</b>	<b>12.31</b>	<b>135.43</b>		<b>761</b>	<b>9.7</b>
							<b>YEAR TO DATE</b>		767.14	1,218.09	121.80	1,339.89		7763	17.3
							ULT DSL	181.16	64.85	106.81	10.68	117.49	15388	758	8.6
<b>Cost Centre</b>  7050 15405338 04607 11GP085 5044 WHITE FORD RANGER	06/11/25 28/11/25	07:36:46 08:03:28	SPEARWOOD WA SPEARWOOD WA	6443 6443	007646 000310		DIESEL		64.85	106.81	10.68	117.49			
						<b>TOTAL</b>	<b>THIS PERIOD</b>		<b>64.85</b>	<b>106.81</b>	<b>10.68</b>	<b>117.49</b>		<b>768</b>	<b>8.6</b>
							<b>YEAR TO DATE</b>		1,053.60	1,701.60	170.16	1,871.76		10623	17.6
							DIESEL		64.85	106.81	10.68	117.49			
<b>Cost Centre</b>  7050 90000770 68897 11CV817 5212 VOLKSWAGEN CADDY WHITE	19/11/25	08:18:49	BIBRA LAKE WA	7451	004919		ULT DSL	177.89	52.00	84.09	8.41	92.50	18650		
							ULT DSL	183.12	54.79	91.21	9.12	100.33	1929		
							DIESEL		106.79	175.30	17.53	192.83			
						<b>TOTAL</b>	<b>THIS PERIOD</b>		<b>106.79</b>	<b>175.30</b>	<b>17.53</b>	<b>192.83</b>			
<b>Cost Centre</b>  7050 90000770 68897 11CV817 5212 VOLKSWAGEN CADDY WHITE	19/11/25	08:18:49	BIBRA LAKE WA	7451	004919		<b>YEAR TO DATE</b>		1,070.35	1,720.07	172.01	1,892.08		8398	22.5
							DIESEL		106.79	175.30	17.53	192.83			
						<b>TOTAL</b>	<b>THIS PERIOD</b>		<b>106.79</b>	<b>175.30</b>	<b>17.53</b>	<b>192.83</b>			
							<b>YEAR TO DATE</b>		1,070.35	1,720.07	172.01	1,892.08		8398	22.5
<b>Cost Centre</b>  7050 90000770 68897 11CV817 5212 VOLKSWAGEN CADDY WHITE	19/11/25	08:18:49	BIBRA LAKE WA	7451	004919		ULSD G10	182.90 P	43.40	72.16	7.22	79.38	23770	771	5.6
							DIESEL		43.40	72.16	7.22	79.38			
						<b>TOTAL</b>	<b>THIS PERIOD</b>		<b>43.40</b>	<b>72.16</b>	<b>7.22</b>	<b>79.38</b>		<b>771</b>	<b>5.6</b>
							<b>YEAR TO DATE</b>		660.98	1,050.38	105.03	1,155.41		11403	10.1

**BP Australia Pty Ltd**  
A.B.N. 53 004 085 616  
GPO Box 1621  
MELBOURNE VIC 3001

## BP Plus Fleet Control Report

Account Enquiries: BP Accounts Receivable Telephone: 1800 225 527



CITY OF COCKBURN  
Accounts Payable (Invoice Only) PO  
067775  
PO Box 1215  
BIBRA LAKE DC PRIVATE BOXES WA  
6965

CITY OF COCKBURN

Account Number: **0050188034**  
Period Starting: **01/11/2025**

Customer Number: **0115405338**  
Period Ending: **30/11/2025**

Page: 24 of 38  
Date: 30/11/2025

Card Number Vehicle/Driver	Date	Time	Purchase Location	Site No.	Receipt Number	Customer Reference	Product/Service					Odo meter (km)	KM Span	Litres/ 100km	Cents /km
							Description	CPL Price	Litres	Total Exc GST (\$)	GST (\$)	Total Inc GST (\$)			
<b>Cost Centre</b>  7050 15405338 04045 1GMJ053 5313 WHITE MAZDA 6 SEDAN	12/11/25	10:27:07	5212  SPEARWOOD WA	6443	059277		DIESEL		43.40	72.16	7.22	79.38			
						TOTAL	THIS PERIOD		43.40	72.16	7.22	79.38		771	5.6
							YEAR TO DATE	784.66	1,253.91	125.38	1,379.29		11403	6.9	12.1
							ULP UNM	163.20	33.83	50.19	5.02	55.21	777		
<b>Cost Centre</b>  7050 90000768 74303 1HSX357 5343 BLUE POLARIS ATV	21/11/25	05:56:58	5313  BIBRA LAKE WA	7451	005070		M/S		33.83	50.19	5.02	55.21			
						TOTAL	THIS PERIOD		33.83	50.19	5.02	55.21		4476	7.9
							YEAR TO DATE	354.69	538.70	53.86	592.56		4476	7.9	13.2
							M/S		33.83	50.19	5.02	55.21			
<b>Cost Centre</b>  7050 15405338 03880 1HGQ065 5404 WHITE VW TIGUAN WAGON	04/11/25	07:56:00	5343  BIBRA LAKE WA	7451	003790		BP ULT UNM	178.73	23.81	38.68	3.87	42.55	2200		
							M/S		23.81	38.68	3.87	42.55			
						TOTAL	THIS PERIOD		23.81	38.68	3.87	42.55		280	48.4
							YEAR TO DATE	135.62	223.38	22.35	245.73		280	48.4	87.8
<b>Cost Centre</b>  7050 15405338 03880 1HGQ065 5404 WHITE VW TIGUAN WAGON	04/11/25	07:56:00	5343  BIBRA LAKE WA	7451	003790		M/S		23.81	38.68	3.87	42.55			
						TOTAL	THIS PERIOD		23.81	38.68	3.87	42.55		280	48.4
							YEAR TO DATE	135.62	223.38	22.35	245.73		280	48.4	87.8
							BP ULT UNM	177.85	45.48	73.53	7.35	80.88	29543	471	9.7
<b>Cost Centre</b>  7050 15405338 03880 1HGQ065 5404 WHITE VW TIGUAN WAGON	04/11/25	07:56:00	5343  BIBRA LAKE WA	7451	003790		M/S		45.48	73.53	7.35	80.88			
						TOTAL	THIS PERIOD		45.48	73.53	7.35	80.88		471	9.7
							YEAR TO DATE	339.75	548.78	54.88	603.66		3525	9.6	17.1

BP Australia Pty Ltd  
A.B.N. 53 004 085 616  
GPO Box 1621  
MELBOURNE VIC 3001

BP Plus  
Fleet Control Report

Account Enquiries: BP Accounts Receivable Telephone: 1800 225 527



CITY OF COCKBURN  
Accounts Payable (Invoice Only) PO  
067775  
PO Box 1215  
BIBRA LAKE DC PRIVATE BOXES WA  
6965

CITY OF COCKBURN

Account Number: 0050188034  
Period Starting: 01/11/2025

Customer Number: 0115405338  
Period Ending: 30/11/2025

Page: 25 of 38  
Date: 30/11/2025

Card Number Vehicle/Driver	Date	Time	Purchase Location	Site No.	Receipt Number	Customer Reference	Product/Service					Odo meter (km)	KM Span	Litres/ 100km	Cents /km
							Description	CPL Price	Litres	Total Exc GST (\$)	GST (\$)	Total Inc GST (\$)			
Cost Centre  7050 15405338 04318 1HXK969 5424 WHITE VOLKSWAGEN T-ROC	10/11/25 17/11/25 29/11/25	18:02:43 09:42:57 17:38:58	5404  NAVAL BASE SPEARWOOD SPEARWOOD	WA WA WA	7770 6443 6443	060865 059420 000364	M/S		45.48	73.53	7.35	80.88			
							TOTAL		45.48	73.53	7.35	80.88		471	9.7
							YEAR TO DATE		339.75	548.78	54.88	603.66		3525	17.1
							U/LP 95 UNM	171.84	40.09	62.63	6.26	68.89	26364	608	6.6
							U/LP 95 UNM	172.72	42.00	65.95	6.59	72.54	26837	473	8.9
							U/LP 95 UNM	173.62	44.05	69.53	6.95	76.48	27344	507	15.1
							M/S		126.14	198.11	19.80	217.91			
							TOTAL		126.14	198.11	19.80	217.91		1588	7.9
							YEAR TO DATE		874.24	1,370.44	137.05	1,507.49		9223	16.3
							M/S		126.14	198.11	19.80	217.91			
							TOTAL		126.14	198.11	19.80	217.91		1588	7.9
Cost Centre  7050 15405338 03716 1HBW349 5463 WHITE FORD RANGER UTILITY	07/11/25	08:00:27	5424  BIBRA LAKE	WA	7451	004054	YEAR TO DATE		874.24	1,370.44	137.05	1,507.49		9223	16.3
							ULT DSL	179.89	34.24	55.99	5.60	61.59	57159	370	9.3
							DIESEL		34.24	55.99	5.60	61.59			
							TOTAL		34.24	55.99	5.60	61.59		370	9.3
							YEAR TO DATE		1,069.87	1,717.07	171.68	1,888.75		10632	17.8
							DIESEL		34.24	55.99	5.60	61.59			
							TOTAL		34.24	55.99	5.60	61.59		370	9.3
							YEAR TO DATE		1,069.87	1,717.07	171.68	1,888.75		10632	17.8
							U/LP UNM	155.70 P	31.25	44.24	4.42	48.66	2291		
							U/LP UNM	165.20	35.03	52.61	5.26	57.87	23643		
Cost Centre  7050 90000768 57183 1IKQ367 5474 WHITE HYUNDAI I30	04/11/25 14/11/25 23/11/25	09:40:42 12:34:39 14:09:45	5463  BIBRA LAKE BIBRA LAKE SUCCESS	WA WA WA	7451 7451 5992	084386 084795 030331	BP ULT UNM	176.73	30.95	49.73	4.97	54.70	2		
							M/S		97.23	146.58	14.65	161.23			
							TOTAL		97.23	146.58	14.65	161.23			
							YEAR TO DATE		1,308.87	1,964.42	196.42	2,160.84		17937	7.3

**BP Australia Pty Ltd**  
A.B.N. 53 004 085 616  
GPO Box 1621  
MELBOURNE VIC 3001

## BP Plus Fleet Control Report

Account Enquiries: BP Accounts Receivable Telephone: 1800 225 527



CITY OF COCKBURN  
Accounts Payable (Invoice Only) PO  
067775  
PO Box 1215  
BIBRA LAKE DC PRIVATE BOXES WA  
6965

CITY OF COCKBURN

Account Number: **0050188034**  
Period Starting: **01/11/2025**

Customer Number: **0115405338**  
Period Ending: **30/11/2025**

Page: 26 of 38  
Date: 30/11/2025

Card Number Vehicle/Driver	Date	Time	Purchase Location	Site No.	Receipt Number	Customer Reference	Product/Service					Odo meter (km)	KM Span	Litres/ 100km	Cents /km
							Description	CPL Price	Litres	Total Exc GST (\$)	GST (\$)	Total Inc GST (\$)			
<b>Cost Centre</b>  7050 15405338 04185 1HSD237 5494 WHITE MITSUBISHI TRITON UTE	11/11/25 21/11/25 28/11/25	09:05:43 07:27:28 08:27:41	5474  SPEARWOOD SPEARWOOD SPEARWOOD	WA WA WA	6443 6443 6443	007790 000100 000311	M/S		97.23	146.58	14.65	161.23			
							<b>TOTAL</b>		<b>97.23</b>	<b>146.58</b>	<b>14.65</b>	<b>161.23</b>			
							<b>THIS PERIOD</b>		<b>97.23</b>	<b>146.58</b>	<b>14.65</b>	<b>161.23</b>			
							<b>YEAR TO DATE</b>		1,308.87	1,964.42	196.42	2,160.84	17937	7.3	12.0
							ULT DSL	179.16	60.81	99.05	9.90	108.95	74671	589	10.3
							ULT DSL	182.91	62.61	104.11	10.41	114.52	75301	630	9.9
							ULT DSL	183.12	59.26	98.65	9.87	108.52	7583		18.2
							DIESEL		182.68	301.81	30.18	331.99			
							<b>TOTAL</b>		<b>182.68</b>	<b>301.81</b>	<b>30.18</b>	<b>331.99</b>		<b>1219</b>	<b>15.0</b>
							<b>YEAR TO DATE</b>		2,125.74	3,400.21	340.05	3,740.26	18962	11.2	19.7
<b>Cost Centre</b>  7050 15405338 04268 1HUL717 5504 WHITE FORD RANGER UTE	11/11/25 25/11/25	12:22:25 08:50:50	5494  BIBRA LAKE BIBRA LAKE	WA WA	7451 7451	004350 085076	DIESEL		182.68	301.81	30.18	331.99			
							<b>TOTAL</b>		<b>182.68</b>	<b>301.81</b>	<b>30.18</b>	<b>331.99</b>		<b>1219</b>	<b>15.0</b>
							<b>THIS PERIOD</b>		<b>182.68</b>	<b>301.81</b>	<b>30.18</b>	<b>331.99</b>		<b>1219</b>	<b>15.0</b>
							<b>YEAR TO DATE</b>		2,125.74	3,400.21	340.05	3,740.26	18962	11.2	19.7
							ULT DSL	181.16	65.32	107.58	10.76	118.34	64999	634	10.3
							ULT DSL	185.12	64.20	108.05	10.80	118.85	65651	652	9.8
							DIESEL		129.52	215.63	21.56	237.19			
							<b>TOTAL</b>		<b>129.52</b>	<b>215.63</b>	<b>21.56</b>	<b>237.19</b>		<b>1286</b>	<b>10.1</b>
							<b>YEAR TO DATE</b>		2,569.24	4,112.78	411.26	4,524.04	25864	9.9	17.5
							DIESEL		129.52	215.63	21.56	237.19			
<b>Cost Centre</b>  7050 15405338 03542 1GY2082 5542 WHITE SUBARU FORESTER WAGON	05/11/25 13/11/25 19/11/25 27/11/25	10:25:01 10:33:17 10:29:27 13:26:24	5504  SPEARWOOD SPEARWOOD SPEARWOOD SOUTH FREMANTLE	WA WA WA WA	6443 6443 6443 9802	007623 059307 000042 000724	DIESEL		129.52	215.63	21.56	237.19			
							<b>TOTAL</b>		<b>129.52</b>	<b>215.63</b>	<b>21.56</b>	<b>237.19</b>		<b>1286</b>	<b>10.1</b>
							<b>THIS PERIOD</b>		<b>129.52</b>	<b>215.63</b>	<b>21.56</b>	<b>237.19</b>		<b>1286</b>	<b>10.1</b>
							<b>YEAR TO DATE</b>		2,569.24	4,112.78	411.26	4,524.04	25864	9.9	17.5
							UPL UNM	163.17	43.76	64.91	6.49	71.40	777		
							UPL UNM	163.20	35.31	52.39	5.24	57.63	60312		
							UPL UNM	164.07	26.98	40.25	4.02	44.27	777		
							UPL UNM	164.93	26.86	40.27	4.03	44.30	63650		
							M/S		132.91	197.82	19.78	217.60			
							<b>TOTAL</b>		<b>132.91</b>	<b>197.82</b>	<b>19.78</b>	<b>217.60</b>			
							<b>YEAR TO DATE</b>		1,130.05	1,654.15	165.40	1,819.55			

**BP Australia Pty Ltd**  
A.B.N. 53 004 085 616  
GPO Box 1621  
MELBOURNE VIC 3001

## BP Plus Fleet Control Report

Account Enquiries: BP Accounts Receivable Telephone: 1800 225 527



CITY OF COCKBURN  
Accounts Payable (Invoice Only) PO  
067775  
PO Box 1215  
BIBRA LAKE DC PRIVATE BOXES WA  
6965

CITY OF COCKBURN

Account Number: **0050188034**  
Period Starting: **01/11/2025**

Customer Number: **0115405338**  
Period Ending: **30/11/2025**

Page: 27 of 38  
Date: 30/11/2025

Card Number Vehicle/Driver	Date	Time	Purchase Location	Site No.	Receipt Number	Customer Reference	Product/Service					Odo meter (km)	KM Span	Litres/ 100km	Cents /km		
							Description	CPL Price	Litres	Total Exc GST (\$)	GST (\$)					Total Inc GST (\$)	
Cost Centre  7050 15405338 03773 1HDY134 5552 WHITE ISUZU MUX WAGON	06/11/25 14/11/25 24/11/25	12:06:20 12:20:54 15:42:05	5542  SUCCESS BIBRA LAKE BIBRA LAKE	WA WA WA	5992 7451 7451	051512 084790 005333		M/S	132.91	197.82	19.78	217.60					
							TOTAL	THIS PERIOD YEAR TO DATE	132.91 1,130.05	197.82 1,654.15	19.78 165.40	217.60 1,819.55					
							ULT DSL	177.89	61.87	100.05	10.01	110.06	33006	503	12.3	21.9	
							ULT DSL	181.16	52.94	87.19	8.72	95.91	777				
							ULT DSL	185.12	46.62	78.45	7.85	86.30	33790				
Cost Centre  7050 90000765 40227 1UJ2777 5702 WHITE ISUZU D-MAX	05/11/25 06/11/25 07/11/25 09/11/25 13/11/25 15/11/25 18/11/25 29/11/25	17:37:22 17:40:37 17:42:04 17:40:08 21:45:23 05:14:13 05:26:55 12:15:34	5552  BIBRA LAKE BIBRA LAKE BIBRA LAKE SUCCEED SPEARWOOD SPEARWOOD BIBRA LAKE	WA WA WA WA WA WA WA WA	7451 7451 7451 7451 5992 6443 6443 7451	003950 004022 004150 004215 051835 059359 007850 085231		DIESEL	161.43	265.69	26.58	292.27					
							TOTAL	THIS PERIOD YEAR TO DATE	161.43 567.28	265.69 924.05	26.58 92.39	292.27 1,016.44		503 1288	32.1 44.0	58.9 78.9	
							ULSD G10	178.89	18.04	29.34	2.93	32.27	72565				
							ULT DSL	179.89	20.58	33.65	3.37	37.02	42767				
							ULT DSL	179.89	19.81	32.40	3.24	35.64	42946	179	11.1	19.9	
Cost Centre  7050 15405338 04573 11FA331 5712 FORD RANGER WHITE	31/10/25 03/11/25 04/11/25 05/11/25 08/11/25 11/11/25 13/11/25	23:09:09 05:39:57 05:41:04 05:40:51 11:23:26 22:08:26 17:40:01	5702  SUCCESS BIBRA LAKE BIBRA LAKE BIBRA LAKE SUCCEED BIBRA LAKE	WA WA WA WA WA WA WA	5992 7451 7451 7451 7451 5992 7451	051305 003649 084377 003857 004176 051751 004530		ULT DSL	170.90	19.57	30.41	3.04	33.45	40188	265	10.9	17.9
							ULT DSL	179.89	28.87	47.21	4.72	51.93	40453				
							ULT DSL	179.89	22.91	37.46	3.75	41.21	40685	232	9.9	19.7	
							ULT DSL	179.89	17.39	28.44	2.84	31.28	40851	166	10.5	18.9	
							ULT DSL	179.89	29.70	48.57	4.86	53.43	14422				
Cost Centre  7050 15405338 04573 11FA331 5712 FORD RANGER WHITE	31/10/25 03/11/25 04/11/25 05/11/25 08/11/25 11/11/25 13/11/25	23:09:09 05:39:57 05:41:04 05:40:51 11:23:26 22:08:26 17:40:01	5702  SUCCESS BIBRA LAKE BIBRA LAKE BIBRA LAKE SUCCEED BIBRA LAKE	WA WA WA WA WA WA WA	5992 7451 7451 7451 7451 5992 7451	051305 003649 084377 003857 004176 051751 004530		ULT DSL	179.16	46.47	75.69	7.57	83.26	41496			
							ULT DSL	181.16	40.43	66.58	6.66	73.24	41884	388	10.4	18.9	
							ULT DSL	179.89	40.35	65.98	6.60	72.58	43350	404	10.0		
							ULT DSL	179.89	40.35	65.98	6.60	72.58	43350	404	10.0		
							ULT DSL	179.89	40.35	65.98	6.60	72.58	43350	404	10.0		

**BP Australia Pty Ltd**  
A.B.N. 53 004 085 616  
GPO Box 1621  
MELBOURNE VIC 3001

## BP Plus Fleet Control Report

Account Enquiries: BP Accounts Receivable Telephone: 1800 225 527



CITY OF COCKBURN  
Accounts Payable (Invoice Only) PO  
067775  
PO Box 1215  
BIBRA LAKE DC PRIVATE BOXES WA  
6965

CITY OF COCKBURN

Account Number: **0050188034**  
Period Starting: **01/11/2025**

Customer Number: **0115405338**  
Period Ending: **30/11/2025**

Page: 28 of 38  
Date: 30/11/2025

Card Number Vehicle/Driver	Date	Time	Purchase Location	Site No.	Receipt Number	Customer Reference	Product/Service					Odo meter (km)	KM Span	Litres/ 100km	Cents /km		
							Description	CPL Price	Litres	Total Exc GST (\$)	GST (\$)					Total Inc GST (\$)	
Cost Centre	14/11/25	17:37:24	SPEARWOOD	WA	6443	059355	ULT DSL	179.16	16.45	26.79	2.68	29.47	42003	119	13.8	24.8	
	15/11/25	17:35:42	BIBRA LAKE	WA	7451	004657	ULT DSL	181.16	18.88	31.09	3.11	34.20	42191	188	10.0	18.2	
	16/11/25	17:37:23	BIBRA LAKE	WA	7451	004684	ULT DSL	181.16	19.90	32.77	3.28	36.05	42382	191	10.4	18.9	
	18/11/25	06:28:49	BIBRA LAKE	WA	7451	084873	ULT DSL	184.91	37.73	63.43	6.34	69.77	42724	342	11.0	20.4	
	18/11/25	17:22:59	BIBRA LAKE	WA	7451	004870	ULT DSL	184.91	22.32	37.52	3.75	41.27	42934	210	10.6	19.7	
	19/11/25	23:21:44	SPEARWOOD	WA	6443	000067	ULT DSL	182.91	18.71	31.11	3.11	34.22	43099	165	11.3	20.7	
	22/11/25	05:13:41	BIBRA LAKE	WA	7451	005163	ULT DSL	184.91	38.66	64.99	6.50	71.49	43486	387	10.0	18.5	
	24/11/25	05:14:33	BIBRA LAKE	WA	7451	005236	ULT DSL	185.12	30.29	50.97	5.10	56.07	43805	319	9.5	17.6	
	26/11/25	05:05:07	BIBRA LAKE	WA	7451	005433	ULT DSL	185.12	28.73	48.35	4.84	53.19	44100	295	9.7	18.0	
	27/11/25	05:34:16	BIBRA LAKE	WA	7451	005528	ULT DSL	185.12	16.03	26.97	2.70	29.67	44263	163	9.8	18.2	
	28/11/25	05:43:10	BIBRA LAKE	WA	7451	085218	ULT DSL	185.12	28.17	47.41	4.74	52.15	44551	288	9.8	18.1	
	29/11/25	05:41:53	BIBRA LAKE	WA	7451	005716	ULT DSL	185.12	18.83	31.69	3.17	34.86	44720	169	11.1	20.6	
							DIESEL		500.04	827.45	82.76	910.21					
							TOTAL	THIS PERIOD		500.04	827.45	82.76	910.21		3887	12.9	23.4
								YEAR TO DATE	4,624.38	7,347.27	734.76	8,082.03		40427	11.4	20.0	
								DIESEL		500.04	827.45	82.76	910.21				
							TOTAL	THIS PERIOD		500.04	827.45	82.76	910.21		3887	12.9	23.4
								YEAR TO DATE	4,624.38	7,347.27	734.76	8,082.03		40427	11.4	20.0	
7050 15405338 04565 11FA295 5722 FORD RANGER WHITE	31/10/25	17:36:31	BIBRA LAKE	WA	7451	003582	ULT DSL	172.90	16.84	26.47	2.65	29.12	64385	155	10.9	18.8	
	01/11/25	17:40:49	BIBRA LAKE	WA	7451	084331	ULT DSL	172.90	19.57	30.76	3.08	33.84	64565	180	10.9	18.8	
	02/11/25	17:51:15	BIBRA LAKE	WA	7451	003641	ULT DSL	172.90	20.84	32.75	3.28	36.03	64765	200	10.4	18.0	
	03/11/25	17:47:15	BIBRA LAKE	WA	7451	003734	ULT DSL	179.89	14.77	24.15	2.42	26.57	64986	221	6.7	12.0	
	06/11/25	05:16:26	BIBRA LAKE	WA	7451	003957	ULT DSL	179.89	36.49	59.67	5.97	65.64	65252	266	13.7	24.7	
	19/11/25	17:47:21	BIBRA LAKE	WA	7451	004982	ULT DSL	184.91	33.56	56.42	5.64	62.06	65584	332	10.1	18.7	
	21/11/25	17:27:39	BIBRA LAKE	WA	7451	005155	ULT DSL	184.91	27.10	45.55	4.56	50.11	65851	267	10.1	18.8	
	24/11/25	15:14:46	COCKBURN CENTRAL	WA	7395	015827	ULT DSL	185.12	44.66	75.15	7.52	82.67	66287	436	10.2	19.0	
	25/11/25	16:44:08	COCKBURN CENTRAL	WA	7395	015921	ULT DSL	185.12	18.74	31.54	3.15	34.69	66475	188	10.0	18.5	
							DIESEL		232.57	382.46	38.27	420.73					
							TOTAL	THIS PERIOD	232.57	382.46	38.27	420.73		2245	10.4	18.7	
								YEAR TO DATE	4,623.43	7,385.13	738.49	8,123.62		44970	10.3	18.1	
Cost Centre																	

**BP Australia Pty Ltd**  
A.B.N. 53 004 085 616  
GPO Box 1621  
MELBOURNE VIC 3001

## BP Plus Fleet Control Report

Account Enquiries: BP Accounts Receivable Telephone: 1800 225 527



CITY OF COCKBURN  
Accounts Payable (Invoice Only) PO  
067775  
PO Box 1215  
BIBRA LAKE DC PRIVATE BOXES WA  
6965

CITY OF COCKBURN

Account Number: **0050188034**  
Period Starting: **01/11/2025**

Customer Number: **0115405338**  
Period Ending: **30/11/2025**

Page: 29 of 38  
Date: 30/11/2025

Card Number Vehicle/Driver	Date	Time	Purchase Location	Site No.	Receipt Number	Customer Reference	Product/Service					Odo meter (km)	KM Span	Litres/ 100km	Cents /km		
							Description	CPL Price	Litres	Total Exc GST (\$)	GST (\$)					Total Inc GST (\$)	
FORD RANGER WHITE	09/11/25	19:34:49	COCKBURN CENTRAL	WA	7395	014815	ULT DSL	179.89	50.82	83.11	8.31	91.42	105538	437	11.6	20.9	
	13/11/25	12:35:20	BIBRA LAKE	WA	7451	004488	ULT DSL	181.16	36.41	59.96	6.00	65.96	105822	284	12.8	23.2	
	15/11/25	12:39:39	BIBRA LAKE	WA	7451	004644	ULT DSL	181.16	36.24	59.68	5.97	65.65	106174	352	10.3	18.7	
	17/11/25	23:36:35	SUCCESS	WA	5992	051976	ULT DSL	182.91	51.20	95.14	8.51	93.65	106630	456	11.2	20.5	
	24/11/25	10:51:22	COCKBURN CENTRAL	WA	7395	080596	ULT DSL	185.12	59.04	99.36	9.94	107190	560	10.5	19.5		
	28/11/25	07:41:38	BIBRA LAKE	WA	7451	005637	ULT DSL	185.12	36.64	61.66	6.17	67.83	107490	300	12.2	22.6	
							DIESEL		380.06	623.62	62.37	685.99					
	TOTAL	THIS PERIOD	380.06	623.62	62.37	685.99		3433	11.1	20.0							
		YEAR TO DATE	4,978.71	8,015.77	801.62	8,817.39		41800	11.9	21.1							
							DIESEL		380.06	623.62	62.37	685.99					
Cost Centre			5732				TOTAL	THIS PERIOD	380.06	623.62	62.37	685.99		3433	11.1	20.0	
								YEAR TO DATE	4,978.71	8,015.77	801.62	8,817.39		41800	11.9	21.1	
7050 90000773 68008 11NJ945 5743 WHITE FORD RANGER	06/11/25	23:58:07	SUCCESS	WA	5992	051548	ULT DSL	177.89	38.22	61.81	6.18	67.99	31160	377	10.1	18.0	
	09/11/25	23:40:00	COCKBURN CENTRAL	WA	7395	080225	ULT DSL	179.89	52.54	85.92	8.59	94.51	31698	538	9.8	17.6	
	11/11/25	05:33:27	SPEARWOOD	WA	6443	007782	ULT DSL	179.16	28.72	46.78	4.68	51.46	31958	260	11.0	19.8	
	12/11/25	02:40:19	COCKBURN CENTRAL	WA	7395	080296	ULT DSL	181.16	26.95	44.38	4.44	48.82	32248	290	9.3	16.8	
	13/11/25	17:06:58	BIBRA LAKE	WA	7451	004525	ULT DSL	181.16	28.66	47.20	4.72	51.92	3255				
	14/11/25	17:14:36	BIBRA LAKE	WA	7451	084818	ULT DSL	181.16	22.79	37.54	3.75	41.29	32824				
	16/11/25	17:07:49	SPEARWOOD	WA	6443	059406	ULT DSL	179.16	37.88	61.70	6.17	67.87	33214	390	9.7	17.4	
	17/11/25	17:03:41	BIBRA LAKE	WA	7451	004766	ULT DSL	184.90	25.66	43.14	4.31	47.45	33495	281	9.1	16.9	
	18/11/25	17:09:03	BIBRA LAKE	WA	7451	084901	ULT DSL	184.91	20.56	34.56	3.46	38.02	33743	248	8.3	15.3	
	22/11/25	18:21:03	BIBRA LAKE	WA	7451	005203	ULT DSL	184.91	27.68	46.53	4.65	51.18	33928	185	15.0	27.7	
	24/11/25	05:44:44	SPEARWOOD	WA	6443	000167	ULT DSL	183.12	6.54	10.89	1.09	11.98	34032	104	6.3	11.5	
	26/11/25	16:11:09	BIBRA LAKE	WA	7451	005509	ULT DSL	185.12	41.95	70.60	7.06	77.66	34376	344	12.2	22.6	
	27/11/25	05:03:11	SPEARWOOD	WA	6443	000277	ULT DSL	183.12	16.43	27.35	2.74	30.09	34583	207	7.9	14.5	
	28/11/25	05:42:45	BIBRA LAKE	WA	7451	085217	ULT DSL	185.12	20.56	34.60	3.46	38.06	34810	227	9.1	16.8	
	29/11/25	05:02:36	BIBRA LAKE	WA	7451	005714	ULT DSL	185.12	20.43	34.38	3.44	37.82	35053	243	8.4	15.6	
								DIESEL		415.57	687.38	68.74	756.12				
	TOTAL	THIS PERIOD	415.57	687.38	68.74	756.12		3694	11.2	20.5							
		YEAR TO DATE	3,015.30	4,775.97	477.59	5,253.56		30251	10.0	17.4							
								DIESEL		415.57	687.38	68.74	756.12				
	Cost Centre			5743				TOTAL	THIS PERIOD	415.57	687.38	68.74	756.12		3694	11.2	20.5
								YEAR TO DATE	3,015.30	4,775.97	477.59	5,253.56		30251	10.0	17.4	
7050 90000773 97569 11NJ944 5753	31/10/25	05:09:46	BIBRA LAKE	WA	7451	003483	ULT DSL	172.90	17.57	27.62	2.76	30.38	24382	222	7.9	13.7	
	01/11/25	05:15:22	BIBRA LAKE	WA	7451	003590	ULT DSL	172.90	25.77	40.51	4.05	44.56	24674	292	8.8	15.3	



BP Australia Pty Ltd  
A.B.N. 53 004 085 616  
GPO Box 1621  
MELBOURNE VIC 3001

## BP Plus Fleet Control Report

Account Enquiries: BP Accounts Receivable Telephone: 1800 225 527



CITY OF COCKBURN  
Accounts Payable (Invoice Only) PO  
067775  
PO Box 1215  
BIBRA LAKE DC PRIVATE BOXES WA  
6965

CITY OF COCKBURN

Account Number: **0050188034** Customer Number: **0115405338**  
Period Starting: **01/11/2025** Period Ending: **30/11/2025**

Page: 30 of 38  
Date: 30/11/2025

Card Number Vehicle/Driver	Date	Time	Purchase Location	Site No.	Receipt Number	Customer Reference	Product/Service					Odo meter (km)	KM Span	Litres/ 100km	Cents /km	
							Description	CPL Price	Litres	Total Exc GST (\$)	GST (\$)					Total Inc GST (\$)
WHITE FORD RANGER	03/11/25	04:45:03	BIBRA LAKE	WA	7451	003644	ULT DSL	179.89	45.47	74.35	7.44	81.79	25161	487	9.3	16.8
	04/11/25	04:38:38	BIBRA LAKE	WA	7451	003741	ULT DSL	179.89	24.21	39.59	3.96	43.55	25423	262	9.2	16.6
	05/11/25	04:58:33	BIBRA LAKE	WA	7451	003855	ULT DSL	179.89	22.01	35.99	3.60	39.59	25663	240	9.2	16.5
	09/11/25	05:28:24	COCKBURN CENTRAL	WA	7395	080212	ULT DSL	179.89	32.25	52.74	5.27	58.01	25975	312	10.3	18.6
	11/11/25	23:24:31	SPEARWOOD	WA	6443	007829	ULT DSL	179.16	53.05	86.41	8.64	95.05	26489	514	10.3	18.5
	20/11/25	23:26:27	SPEARWOOD	WA	6443	000095	ULT DSL	182.91	38.97	64.80	6.48	71.28	26815	326	12.0	21.9
	21/11/25	23:37:20	SUCCESS	WA	5992	052172	ULT DSL	182.91	24.06	40.01	4.00	44.01	27081	266	9.0	16.5
	25/11/25	15:36:15	SOUTH FREMANTLE	WA	9802	000661	ULT DSL	183.12	42.23	70.30	7.03	77.33	27521	440	9.6	17.6
	25/11/25	22:33:11	SOUTH FREMANTLE	WA	9802	000073	ULT DSL	183.12	9.06	15.08	1.51	16.59	27600	79	11.5	21.0
	28/11/25	23:39:38	COCKBURN CENTRAL	WA	7395	080745	ULT DSL	185.12	53.60	90.20	9.02	99.22	28128	528	10.2	18.8
							DIESEL		388.25	637.60	63.76	701.36				
							TOTAL		388.25	637.60	63.76	701.36		3968	9.8	17.7
							THIS PERIOD YEAR TO DATE		2,683.06	4,257.78	425.83	4,683.61		28400	9.4	16.5
	Cost Centre			5753				DIESEL		388.25	637.60	63.76	701.36			
							TOTAL		388.25	637.60	63.76	701.36		3968	9.8	17.7
							THIS PERIOD YEAR TO DATE		2,683.06	4,257.78	425.83	4,683.61		28400	9.4	16.5
7050 15405338 04581 1ICB466 5762 WHITE FORD RANGER	31/10/25	05:35:11	BIBRA LAKE	WA	7451	084292	ULT DSL	172.90	37.73	59.31	5.93	65.24	101931	422	8.9	15.5
	01/11/25	05:30:33	BIBRA LAKE	WA	7451	084318	ULT DSL	172.90	17.39	27.34	2.73	30.07	102155	224	7.8	13.4
	03/11/25	05:30:34	BIBRA LAKE	WA	7451	003648	ULT DSL	179.89	19.34	31.63	3.16	34.79	102390	235	8.2	14.8
	04/11/25	05:31:07	BIBRA LAKE	WA	7451	003746	ULT DSL	179.89	18.44	30.15	3.02	33.17	102607	217	8.5	15.3
	05/11/25	05:23:02	BIBRA LAKE	WA	7451	003856	ULT DSL	179.89	23.81	38.94	3.89	42.83	102873	266	9.0	16.1
	07/11/25	05:25:15	SPEARWOOD	WA	6443	007683	ULT DSL	177.89	27.11	43.85	4.38	48.23	10314			
	11/11/25	14:53:54	SUCCESS	WA	5992	051732	ULT DSL	179.16	77.60	126.39	12.64	139.03	103970			
	12/11/25	23:32:02	SUCCESS	WA	5992	051793	ULT DSL	179.16	34.01	55.39	5.54	60.93	10431			
	14/11/25	23:11:42	SUCCESS	WA	5992	051887	ULT DSL	179.16	32.61	53.12	5.31	58.43	104707			
	15/11/25	23:39:20	SUCCESS	WA	5992	051909	ULT DSL	179.16	20.76	33.81	3.38	37.19	104907	200	10.4	18.6
	17/11/25	23:36:13	SUCCESS	WA	5992	051975	ULT DSL	182.91	34.72	57.74	5.77	63.51	105239	332	10.5	19.1
	18/11/25	23:18:23	SUCCESS	WA	5992	052037	ULT DSL	182.91	16.99	28.25	2.83	31.08	105446	207	8.2	15.0
	22/11/25	04:56:11	SPEARWOOD	WA	6443	000124	ULT DSL	182.91	63.31	105.27	10.53	115.80	106165	719	8.8	16.1
	26/11/25	05:11:54	BIBRA LAKE	WA	7451	005434	ULT DSL	185.12	75.57	127.18	12.72	139.90	106994	829	9.1	16.9
							DIESEL		499.39	818.37	81.83	900.20				
							TOTAL		499.39	818.37	81.83	900.20		3651	13.7	24.7
							THIS PERIOD YEAR TO DATE		4,403.89	7,117.53	711.75	7,829.28		36942	11.9	21.2

**BP Australia Pty Ltd**  
A.B.N. 53 004 085 616  
GPO Box 1621  
MELBOURNE VIC 3001

## BP Plus Fleet Control Report

Account Enquiries: BP Accounts Receivable Telephone: 1800 225 527



CITY OF COCKBURN  
Accounts Payable (Invoice Only) PO  
067775  
PO Box 1215  
BIBRA LAKE DC PRIVATE BOXES WA  
6965

CITY OF COCKBURN

Account Number: **0050188034**  
Period Starting: **01/11/2025**

Customer Number: **0115405338**  
Period Ending: **30/11/2025**

Page: 31 of 38  
Date: 30/11/2025

Card Number Vehicle/Driver	Date	Time	Purchase Location	Site No.	Receipt Number	Customer Reference	Product/Service					Odo meter (km)	KM Span	Litres/ 100km	Cents /km		
							Description	CPL Price	Litres	Total Exc GST (\$)	GST (\$)					Total Inc GST (\$)	
Cost Centre  7050 15405338 03807 1HFK120 5971 WHITE FORD RANGER UTILITY	28/11/25	09:20:51	PIARA WATERS	WA	1110	001500		DIESEL	499.39	818.37	81.83	900.20					
							TOTAL	THIS PERIOD	499.39	818.37	81.83	900.20		3661	13.7	24.7	
								YEAR TO DATE	4,403.89	7,117.53	711.75	7,829.28		36942	11.9	21.2	
								ULT DSL	183.12	74.02	123.23	12.32	135.55	51513	849	8.7	16.0
								DIESEL	74.02	123.23	12.32	135.55					
							TOTAL	THIS PERIOD	74.02	123.23	12.32	135.55		849	8.7	16.0	
							YEAR TO DATE	297.11	486.21	48.62	534.83		3173	9.4	16.0		
Cost Centre  7050 90000774 08739 1IPR567 6612 WHITE MITSUBISHI TRITON	13/11/25	12:18:20	BIBRA LAKE	WA	7451	004485		DIESEL	74.02	123.23	12.32	135.55					
							TOTAL	THIS PERIOD	74.02	123.23	12.32	135.55		849	8.7	16.0	
								YEAR TO DATE	297.11	486.21	48.62	534.83		3173	9.4	16.0	
								ULT DSL	181.16	53.23	87.66	8.77	96.43	10838	549	9.7	17.6
								DIESEL	53.23	87.66	8.77	96.43					
							TOTAL	THIS PERIOD	53.23	87.66	8.77	96.43		549	9.7	17.6	
							YEAR TO DATE	696.66	1,092.50	109.25	1,201.75		8395	8.3	14.3		
Cost Centre  7050 90000768 73651 11MB584 6681 WHITE FORD RANGER	07/11/25 20/11/25	08:09:12 10:03:25	BIBRA LAKE BIBRA LAKE	WA WA	7451 7451	004056 084981		DIESEL	53.23	87.66	8.77	96.43					
							TOTAL	THIS PERIOD	53.23	87.66	8.77	96.43		549	9.7	17.6	
								YEAR TO DATE	696.66	1,092.50	109.25	1,201.75		8395	8.3	14.3	
								ULT DSL	179.89	56.64	92.63	9.26	101.89	10085	1367	4.5	8.4
								ULT DSL	184.91	61.77	103.84	10.38	114.22	11452			
								DIESEL	118.41	196.47	19.64	216.11					
							TOTAL	THIS PERIOD	118.41	196.47	19.64	216.11		1367	8.7	15.8	
							YEAR TO DATE	1,043.81	1,686.71	168.67	1,855.38		10318	10.1	18.0		

**BP Australia Pty Ltd**  
A.B.N. 53 004 085 616  
GPO Box 1621  
MELBOURNE VIC 3001

## BP Plus Fleet Control Report

Account Enquiries: BP Accounts Receivable Telephone: 1800 225 527



CITY OF COCKBURN  
Accounts Payable (Invoice Only) PO  
067775  
PO Box 1215  
BIBRA LAKE DC PRIVATE BOXES WA  
6965

CITY OF COCKBURN

Account Number: **0050188034**  
Period Starting: **01/11/2025**

Customer Number: **0115405338**  
Period Ending: **30/11/2025**

Page: 32 of 38  
Date: 30/11/2025

Card Number Vehicle/Driver	Date	Time	Purchase Location	Site No.	Receipt Number	Customer Reference	Product/Service					Odo meter (km)	KM Span	Litres/ 100km	Cents /km				
							Description	CPL Price	Litres	Total Exc GST (\$)	GST (\$)					Total Inc GST (\$)			
Cost Centre  7050 15405338 04441 11AN776 6931 WHITE FORD RANGER	05/11/25	08:01:18	BIBRA LAKE	WA	7451	084439		DIESEL	118.41	196.47	19.64	216.11							
							TOTAL	THIS PERIOD	118.41	196.47	19.64	216.11		1367	8.7	15.8			
								YEAR TO DATE	1,043.81	1,686.71	168.67	1,855.38		10318	10.1	18.0			
								ULT DSL	179.89	67.88	111.01	11.10	122.11	19222	592	11.5	20.6		
								DIESEL		67.88	111.01	11.10	122.11						
							TOTAL	THIS PERIOD	67.88	111.01	11.10	122.11		592	11.5	20.6			
Cost Centre  7050 15405338 04433 11AN778 6941 WHITE FORD RANGER	19/11/25	06:37:42	BIBRA LAKE	WA	7451	004893		DIESEL	67.88	111.01	11.10	122.11							
							TOTAL	THIS PERIOD	67.88	111.01	11.10	122.11		592	11.5	20.6			
								YEAR TO DATE	747.24	1,209.46	120.95	1,330.41		4389	17.0	30.3			
								ULT DSL	184.91	74.75	125.65	12.57	138.22	23792	789	9.5	17.5		
								DIESEL		74.75	125.65	12.57	138.22						
							TOTAL	THIS PERIOD	74.75	125.65	12.57	138.22		789	9.5	17.5			
Cost Centre  7050 90000763 26726 11HH592 6951 WHITE FORD RANGER	24/11/25	06:58:03	BIBRA LAKE	WA	7451	005255													
							TOTAL	THIS PERIOD	74.75	125.65	12.57	138.22		789	9.5	17.5			
								YEAR TO DATE	961.31	1,552.22	155.24	1,707.46		8445	11.4	20.2			
								DIESEL		74.75	125.65	12.57	138.22						
								ULSD G10	182.90 P	73.89	122.85	12.29	135.14	11692	712	10.4	19.0		
								DIESEL	73.89	122.85	12.29	135.14							
							TOTAL	THIS PERIOD	73.89	122.85	12.29	135.14		712	10.4	19.0			
								YEAR TO DATE	814.40	1,300.30	130.04	1,430.34		7683	10.6	18.6			

**BP Australia Pty Ltd**  
A.B.N. 53 004 085 616  
GPO Box 1621  
MELBOURNE VIC 3001

## BP Plus Fleet Control Report

Account Enquiries: BP Accounts Receivable Telephone: 1800 225 527



CITY OF COCKBURN  
Accounts Payable (Invoice Only) PO  
067775  
PO Box 1215  
BIBRA LAKE DC PRIVATE BOXES WA  
6965

CITY OF COCKBURN

Account Number: **0050188034**  
Period Starting: **01/11/2025**

Customer Number: **0115405338**  
Period Ending: **30/11/2025**

Page: 33 of 38  
Date: 30/11/2025

Card Number Vehicle/Driver	Date	Time	Purchase Location	Site No.	Receipt Number	Customer Reference	Product/Service					Odo meter (km)	KM Span	Litres/ 100km	Cents /km
							Description	CPL Price	Litres	Total Exc GST (\$)	GST (\$)	Total Inc GST (\$)			
<b>Cost Centre</b>  7050 15405338 04615 11HH589 6961 WHITE FORD RANGER UTE	31/10/25 12/11/25 27/11/25	13:31:58 15:36:24 12:52:18	BIBRA LAKE BIBRA LAKE BIBRA LAKE	WA WA WA	7451 7451 7451	003557 004432 005567	DIESEL		73.89	122.85	12.29	135.14			
							<b>TOTAL</b>		<b>73.89</b>	<b>122.85</b>	<b>12.29</b>	<b>135.14</b>		<b>712</b>	<b>10.4</b>
							<b>YEAR TO DATE</b>		814.40	1,300.30	130.04	1,430.34		7683	18.6
							ULT DSL	172.90	68.62	107.86	10.79	118.65	2565		
							ULT DSL	181.16	71.38	117.56	11.76	129.32	25850		
							ULT DSL	185.12	69.62	117.16	11.72	128.88	26677	827	8.4
							DIESEL		209.62	342.58	34.27	376.85			
							<b>TOTAL</b>		<b>209.62</b>	<b>342.58</b>	<b>34.27</b>	<b>376.85</b>		<b>827</b>	<b>25.3</b>
							<b>YEAR TO DATE</b>		1,581.04	2,529.52	252.94	2,782.46		16418	16.9
							DIESEL		209.62	342.58	34.27	376.85			
<b>Cost Centre</b>  7050 90000764 78360 11GU559 7433 SCHAFFER ART LOADER - HOURS	31/10/25 04/11/25 07/11/25 11/11/25 13/11/25 17/11/25 20/11/25 24/11/25 26/11/25 28/11/25	07:08:55 06:28:35 06:44:38 06:25:02 06:21:50 06:48:09 06:57:07 06:53:12 06:15:50 06:23:10	BIBRA LAKE BIBRA LAKE BIBRA LAKE BIBRA LAKE BIBRA LAKE BIBRA LAKE BIBRA LAKE BIBRA LAKE BIBRA LAKE BIBRA LAKE	WA WA WA WA WA WA WA WA WA WA	7451 7451 7451 7451 7451 7451 7451 7451 7451 7451	003502 003762 004043 004311 004459 084838 084959 085038 005441 005617	DIESEL		209.62	342.58	34.27	376.85			
							<b>TOTAL</b>		<b>209.62</b>	<b>342.58</b>	<b>34.27</b>	<b>376.85</b>		<b>827</b>	<b>25.3</b>
							<b>YEAR TO DATE</b>		1,581.04	2,529.52	252.94	2,782.46		16418	16.9
							ULSD G10	171.90	25.64	40.07	4.01	44.08	7000		
							ULSD G10	178.89	8.97	14.59	1.46	16.05	1915		
							ULSD G10	178.89	28.67	46.63	4.66	51.29	1928	13	220.5
							ULSD G10	179.90 P	26.82	43.86	4.39	48.25	1937	9	298.0
							ULSD G10	179.90 P	37.28	60.97	6.10	67.07	1952	15	248.5
							ULSD G10	181.90 P	32.74	54.14	5.41	59.55	1962	10	327.4
							ULSD G10	182.90 P	42.03	69.88	6.99	76.87	1980	18	233.5
<b>Cost Centre</b>  7050 90000764 77594 11HZ646 7454 MERC REAR LOADER - HOURS	04/11/25 06/11/25 10/11/25 12/11/25	06:22:58 06:27:03 06:42:25 06:16:40	BIBRA LAKE BIBRA LAKE BIBRA LAKE BIBRA LAKE	WA WA WA WA	7451 7451 7451 7451	003759 003963 004227 084667	ULSD G10	178.89	115.22	187.37	18.74	206.11	7410	15	768.1
							ULSD G10	178.89	105.90	172.22	17.22	189.44	7424	14	756.4
							ULT DSL	181.16	48.38	79.68	7.97	87.65	7431	7	691.1
							AdBlue	199.90 P	15.49	28.15	2.81	30.96	7438	7	221.3
							ULSD G10	179.90 P	29.33	47.96	4.80	52.76			442.3
							DIESEL		308.30	507.39	50.74	558.13			
							<b>TOTAL</b>		<b>308.30</b>	<b>507.39</b>	<b>50.74</b>	<b>558.13</b>		<b>108</b>	<b>285.5</b>
							<b>YEAR TO DATE</b>		3,822.84	6,118.96	611.89	6,730.85		1376	277.8
							DIESEL		308.30	507.39	50.74	558.13			
							<b>TOTAL</b>		<b>308.30</b>	<b>507.39</b>	<b>50.74</b>	<b>558.13</b>		<b>108</b>	<b>285.5</b>
							<b>YEAR TO DATE</b>		3,822.84	6,118.96	611.89	6,730.85		1376	277.8

BP Australia Pty Ltd  
A.B.N. 53 004 085 616  
GPO Box 1621  
MELBOURNE VIC 3001

## BP Plus Fleet Control Report

Account Enquiries: BP Accounts Receivable Telephone: 1800 225 527



CITY OF COCKBURN  
Accounts Payable (Invoice Only) PO  
067775  
PO Box 1215  
BIBRA LAKE DC PRIVATE BOXES WA  
6965

CITY OF COCKBURN

Account Number: **0050188034**  
Period Starting: **01/11/2025**

Customer Number: **0115405338**  
Period Ending: **30/11/2025**

Page: 34 of 38  
Date: 30/11/2025

Card Number Vehicle/Driver	Date	Time	Purchase Location		Site No.	Receipt Number	Customer Reference	Product/Service					Odo meter (km)	KM Span	Litres/ 100km	Cents /km		
								Description	CPL Price	Litres	Total Exc GST (\$)	GST (\$)					Total Inc GST (\$)	
Cost Centre	17/11/25	06:48:06	BIBRA LAKE	WA	7451	004697		ULSD G10	181.90 P	104.22	172.35	17.23	189.58	7452	14	744.4	1354.1	
	19/11/25	06:40:07	BIBRA LAKE	WA	7451	004895		ULSD G10	182.90 P	95.65	159.04	15.90	174.94	7466	14	683.2	1249.6	
	22/11/25	13:47:46	BIBRA LAKE	WA	7451	005197		AdBlue	199.90 P	13.88	25.23	2.52	27.75	777				
								ULT DSL	184.91	151.41	254.52	25.45	279.97					
	25/11/25	06:13:18	BIBRA LAKE	WA	7451	005360		ULSD G10	184.12	65.44	109.54	10.95	120.49	7492				
	27/11/25	06:23:44	BIBRA LAKE	WA	7451	005534		ULSD G10	184.12	97.11	162.55	16.25	178.80	7502	10	971.1	1788.0	
								ADBLUE		29.37	53.38	5.33	58.71					
								DIESEL		812.66	1345.23	134.51	1479.74					
								TOTAL	THIS PERIOD	842.03	1,398.61	139.84	1,538.45		81	1039.5	1899.3	
									YEAR TO DATE	12,265.32	19,822.20	1,982.12	21,804.32		3689	332.5	591.1	
Cost Centre								ADBLUE		29.37	53.38	5.33	58.71					
								DIESEL		812.66	1345.23	134.51	1479.74					
								TOTAL	THIS PERIOD	842.03	1,398.61	139.84	1,538.45		81	1039.5	1899.3	
									YEAR TO DATE	12,265.32	19,822.20	1,982.12	21,804.32		3689	332.5	591.1	
	7050 90000764 78311	31/10/25	07:06:53	BIBRA LAKE	WA	7451	003501		ULSD G10	171.90	50.80	79.39	7.94	87.33	7613	11	461.8	793.9
	1HHZ645 7473	04/11/25	06:29:59	BIBRA LAKE	WA	7451	003763		ULSD G10	178.89	98.00	159.37	15.94	175.31	7636	23	426.1	762.2
	MERC REAR LOADER - HOURS	07/11/25	06:45:51	BIBRA LAKE	WA	7451	004044		ULT DSL	179.89	62.19	101.70	10.17	111.87	7634			
		11/11/25	06:25:57	BIBRA LAKE	WA	7451	084587		ULSD G10	179.90 P	82.83	135.46	13.55	149.01	7642	8	1035.4	1862.6
		11/11/25	06:27:36	BIBRA LAKE	WA	7451	084588		AdBlue	199.90 P	11.84	21.52	2.15	23.67	7642			
		13/11/25	06:22:31	BIBRA LAKE	WA	7451	004460		ULSD G10	179.90 P	63.53	103.90	10.39	114.29	7682	40	158.8	285.7
Cost Centre		17/11/25	06:50:01	BIBRA LAKE	WA	7451	084839		ULSD G10	181.90 P	60.70	100.37	10.04	110.41	7660			
		20/11/25	06:57:43	BIBRA LAKE	WA	7451	084960		ULSD G10	182.90 P	67.57	112.35	11.24	123.59	7669	9	750.8	1373.2
		24/11/25	06:55:10	BIBRA LAKE	WA	7451	005254		AdBlue	199.90 P	12.16	22.10	2.21	24.31	7688	19	64.0	127.9
								ULSD G10	182.90 P	133.05	221.23	22.12	243.35					
		26/11/25	06:16:36	BIBRA LAKE	WA	7451	005442		ULSD G10	184.12	38.32	64.14	6.41	70.55	7694	6	638.7	1175.8
		28/11/25	06:23:59	BIBRA LAKE	WA	7451	005618		ULSD G10	184.12	72.92	122.05	12.21	134.26	7703	9	810.2	1491.8
								ADBLUE		24.00	43.62	4.36	47.98					
								DIESEL		729.91	1199.96	120.01	1319.97					
								TOTAL	THIS PERIOD	753.91	1,243.58	124.37	1,367.95		125	603.1	1094.4	
									YEAR TO DATE	10,816.34	17,344.89	1,734.45	19,079.34		5059	213.8	377.1	
Cost Centre								ADBLUE		24.00	43.62	4.36	47.98					
								DIESEL		729.91	1199.96	120.01	1319.97					
								TOTAL	THIS PERIOD	753.91	1,243.58	124.37	1,367.95		125	603.1	1094.4	
									YEAR TO DATE	10,816.34	17,344.89	1,734.45	19,079.34		5059	213.8	377.1	
7050 15405338 00787	08/11/25	11:12:06	PIARA WATERS	WA	1110	000452		ULT DSL	177.89	30.45	49.25	4.92	54.17	64524	30	101.5	180.6	

**BP Australia Pty Ltd**  
A.B.N. 53 004 085 616  
GPO Box 1621  
MELBOURNE VIC 3001

## BP Plus Fleet Control Report

Account Enquiries: BP Accounts Receivable Telephone: 1800 225 527



CITY OF COCKBURN  
Accounts Payable (Invoice Only) PO  
067775  
PO Box 1215  
BIBRA LAKE DC PRIVATE BOXES WA  
6965

CITY OF COCKBURN

Account Number: **0050188034**  
Period Starting: **01/11/2025**

Customer Number: **0115405338**  
Period Ending: **30/11/2025**

Page: 35 of 38  
Date: 30/11/2025

Card Number Vehicle/Driver	Date	Time	Purchase Location		Site No.	Receipt Number	Customer Reference	Product/Service					Odo meter (km)	KM Span	Litres/ 100km	Cents /km		
								Description	CPL Price	Litres	Total Exc GST (\$)	GST (\$)					Total Inc GST (\$)	
1DMM606 7602 WHITE IZUZU TRUCK	12/11/25	20:54:03	COCKBURN CENTRAL	WA	7395	015038		ULSD G10	180.16	48.18	78.91	7.89	86.80	64595	71	67.9	122.3	
	15/11/25	11:49:46	COCKBURN CENTRAL	WA	7395	080370		ULP UNM	165.20	5.46	8.20	0.82	9.02	777				
	17/11/25	18:53:23	COCKBURN CENTRAL	WA	7395	015321		ULSD G10	180.16	36.11	59.15	5.91	65.06	65000				
	18/11/25	22:13:28	COCKBURN CENTRAL	WA	7395	015432		ULSD G10	183.91	50.36	84.20	8.42	92.62	64803				
	22/11/25	13:16:10	COCKBURN CENTRAL	WA	7395	080563		ULSD G10	183.91	36.51	61.04	6.10	67.14	64827	24	95.2	175.1	
	23/11/25	11:50:38	PIARA WATERS	WA	1110	001212		ULT DSL	182.91	21.87	36.36	3.64	40.00	64853	26	84.1	153.8	
	28/11/25	03:34:15	COCKBURN CENTRAL	WA	7395	016092		ULSD G10	184.12	40.22	67.32	6.73	74.05	64888	35	114.9	211.6	
	28/11/25	20:17:49	COCKBURN CENTRAL	WA	7395	016162		ULSD G10	184.12	41.07	68.75	6.87	75.62	64928	40	102.7	189.0	
								DIESEL M/S		327.62 5.46	543.18 8.20	54.30 0.82	597.48 9.02					
							TOTAL	THIS PERIOD YEAR TO DATE		333.08 2,619.14	551.38 4,220.75	55.12 422.08	606.50 4,642.83		226 3910	147.4 67.0	268.4 118.7	
	Cost Centre								DIESEL M/S		327.62 5.46	543.18 8.20	54.30 0.82	597.48 9.02				
								TOTAL	THIS PERIOD YEAR TO DATE		333.08 2,619.14	551.38 4,220.75	55.12 422.08	606.50 4,642.83		226 3910	147.4 67.0	268.4 118.7
	7050 90000764 78337 1GHM244 7701 UD REAR LOADER - HOURS	17/11/25	06:41:19	BIBRA LAKE	WA	7451	004692		ULSD G10	181.90 P	128.81	213.01	21.30	234.31	4728			
									DIESEL		128.81	213.01	21.30	234.31				
								TOTAL	THIS PERIOD YEAR TO DATE		128.81 4,808.56	213.01 7,725.81	21.30 772.57	234.31 8,498.38		2461	195.4	345.3
								DIESEL		128.81	213.01	21.30	234.31					
								TOTAL	THIS PERIOD YEAR TO DATE		128.81 4,808.56	213.01 7,725.81	21.30 772.57	234.31 8,498.38		2461	195.4	345.3
Cost Centre									DIESEL		128.81	213.01	21.30	234.31				
7050 90000773 22153 1INV373 7923 WHITE FORD RANGER	11/11/25	10:34:20	BIBRA LAKE	WA	7451	004339		ULT DSL	181.16	71.18	117.23	11.72	128.95	9763	639	11.1	20.2	

**BP Australia Pty Ltd**  
A.B.N. 53 004 085 616  
GPO Box 1621  
MELBOURNE VIC 3001

## BP Plus Fleet Control Report

Account Enquiries: BP Accounts Receivable Telephone: 1800 225 527



CITY OF COCKBURN  
Accounts Payable (Invoice Only) PO  
067775  
PO Box 1215  
BIBRA LAKE DC PRIVATE BOXES WA  
6965

CITY OF COCKBURN

Account Number: **0050188034**  
Period Starting: **01/11/2025**

Customer Number: **0115405338**  
Period Ending: **30/11/2025**

Page: 36 of 38  
Date: 30/11/2025

Card Number Vehicle/Driver	Date	Time	Purchase Location	Site No.	Receipt Number	Customer Reference	Product/Service					Odo meter (km)	KM Span	Litres/ 100km	Cents /km	
							Description	CPL Price	Litres	Total Exc GST (\$)	GST (\$)					Total Inc GST (\$)
Cost Centre			7923				DIESEL		71.18	117.23	11.72	128.95				
							TOTAL		71.18	117.23	11.72	128.95		639	11.1	20.2
							YEAR TO DATE		947.93	1,501.16	150.11	1,651.27		7686	12.3	21.5
							DIESEL		71.18	117.23	11.72	128.95				
7050 15405338 04243 1HTF631 7952 WHITE FORD RANGER UTILITY	07/11/25 24/11/25	07:06:15 12:10:03	BIBRA LAKE BIBRA LAKE	WA WA	7451 7451	004047 085051	ULT DSL	179.89	63.12	103.22	10.32	113.54	28277	656	9.6	17.3
							ULSD G10	182.90	66.09	109.89	10.99	120.88	28897	620	10.7	19.5
							DIESEL		129.21	213.11	21.31	234.42				
							TOTAL		129.21	213.11	21.31	234.42		1276	10.1	18.4
Cost Centre			7952				YEAR TO DATE		1,067.55	1,713.34	171.35	1,884.69		7233	14.8	26.1
							DIESEL		129.21	213.11	21.31	234.42				
							TOTAL		129.21	213.11	21.31	234.42		1276	10.1	18.4
							YEAR TO DATE		1,067.55	1,713.34	171.35	1,884.69		7233	14.8	26.1
7050 90000769 07665 HIRE 82096200 WASTE EDUCATION	27/11/25	10:27:41	BIBRA LAKE	WA	7451	085198	ULSD G10	184.12	75.07	125.65	12.57	138.22	777			
							DIESEL		75.07	125.65	12.57	138.22				
							TOTAL		75.07	125.65	12.57	138.22				
							YEAR TO DATE		118.26	197.34	19.74	217.08				
Cost Centre			82096200				DIESEL		75.07	125.65	12.57	138.22				
							TOTAL		75.07	125.65	12.57	138.22				
							YEAR TO DATE		118.26	197.34	19.74	217.08				
							DIESEL		75.07	125.65	12.57	138.22				
7050 15405338 02593 OTHER Other OTHER	18/11/25 24/11/25	09:29:09 08:05:42	BIBRA LAKE COCKBURN CENTRAL	WA WA	7451 7395	084883 015803	ULP UNM	157.70	54.90	78.71	7.87	86.58	9001			
							ULP UNM	166.93	30.24	45.89	4.59	50.48	1576			

**BP Australia Pty Ltd**  
A.B.N. 53 004 085 616  
GPO Box 1621  
MELBOURNE VIC 3001

## BP Plus Fleet Control Report

Account Enquiries: BP Accounts Receivable Telephone: 1800 225 527



CITY OF COCKBURN  
Accounts Payable (Invoice Only) PO  
067775  
PO Box 1215  
BIBRA LAKE DC PRIVATE BOXES WA  
6965

CITY OF COCKBURN

Account Number: **0050188034**  
Period Starting: **01/11/2025**

Customer Number: **0115405338**  
Period Ending: **30/11/2025**

Page: 37 of 38  
Date: 30/11/2025

Card Number Vehicle/Driver	Date	Time	Purchase Location	Site No.	Receipt Number	Customer Reference	Product/Service					Odo meter (km)	KM Span	Litres/ 100km	Cents /km			
							Description	CPL Price	Litres	Total Exc GST (\$)	GST (\$)					Total Inc GST (\$)		
Cost Centre	17/11/25	09:47:48	Other	WA	7451	004711		M/S	85.14	124.60	12.46	137.06						
							TOTAL	THIS PERIOD	85.14	124.60	12.46	137.06						
							YEAR TO DATE	1,158.69	1,889.87	188.99	2,078.86		4336	26.7	47.9			
								M/S	85.14	124.60	12.46	137.06						
7050 15405338 01165 PARKS Parks PARKS	17/11/25	09:47:48	BIBRA LAKE	WA	7451	004711	TOTAL	THIS PERIOD	85.14	124.60	12.46	137.06						
							YEAR TO DATE	1,158.69	1,889.87	188.99	2,078.86		4336	26.7	47.9			
								ULSD G10	181.90 P	70.53	116.63	11.66	128.29	64356				
								DIESEL	70.53	116.63	11.66	128.29						
Cost Centre	27/11/25	07:26:14	Parks	WA	7451	005542	TOTAL	THIS PERIOD	70.53	116.63	11.66	128.29						
							YEAR TO DATE	766.84	1,228.43	122.83	1,351.26		1755	43.7	77.0			
								DIESEL	70.53	116.63	11.66	128.29						
								ULSD G10	181.90 P	70.53	116.63	11.66	128.29					
7050 15405338 01140 ROADS Roads ROADS	27/11/25	07:26:14	BIBRA LAKE	WA	7451	005542	TOTAL	THIS PERIOD	70.53	116.63	11.66	128.29						
							YEAR TO DATE	766.84	1,228.43	122.83	1,351.26		1755	43.7	77.0			
								ULP UNM	166.93	25.02	37.96	3.80	41.76	1887				
								M/S	25.02	37.96	3.80	41.76						
Cost Centre	31/10/25	06:19:47	Roads	WA	7451	005542	TOTAL	THIS PERIOD	25.02	37.96	3.80	41.76						
							YEAR TO DATE	427.92	672.14	67.24	739.38		2493	17.2	29.7			
								M/S	25.02	37.96	3.80	41.76						
								ULP UNM	166.93	25.02	37.96	3.80	41.76					
7050 15405338 04102 WASTE Waste WASTE	04/11/25	06:22:35	BIBRA LAKE	WA	7451	003494	TOTAL	THIS PERIOD	25.02	37.96	3.80	41.76						
							YEAR TO DATE	427.92	672.14	67.24	739.38		2493	17.2	29.7			
								ULSD G10	171.90	43.80	68.45	6.84	75.29	927	16	273.8	470.6	
								ULSD G10	178.89	50.50	82.13	8.21	90.34	934	7	721.4	1290.6	
	04/11/25	14:51:01	BIBRA LAKE	WA	7451	084422		ULSD G10	178.89	35.81	58.24	5.82	64.06	940	6	596.8	1067.7	
								ULSD G10	178.89	33.57	54.59	5.46	60.05	944	4	839.2	1501.2	
								ULSD G10	179.90 P	34.88	57.05	5.70	62.75	949	5	697.6	1255.0	
								ULSD G10	179.90 P	21.32	34.86	3.49	38.35	954	5	426.4	767.0	
	10/11/25	06:43:54	BIBRA LAKE	WA	7451	004228		ULSD G10	181.90 P	33.98	56.19	5.62	61.81	960	6	566.3	1030.2	
								ULSD G10	179.90 P	21.32	34.86	3.49	38.35	954	5	426.4	767.0	
								ULSD G10	179.90 P	33.98	56.19	5.62	61.81	960	6	566.3	1030.2	
								ULSD G10	181.90 P	33.98	56.19	5.62	61.81	960	6	566.3	1030.2	



BP Australia Pty Ltd  
A.B.N. 53 004 085 616  
GPO Box 1621  
MELBOURNE VIC 3001

BP Plus  
Fleet Control Report

Account Enquiries: BP Accounts Receivable Telephone: 1800 225 527



CITY OF COCKBURN  
Accounts Payable (Invoice Only) PO  
067775  
PO Box 1215  
BIBRA LAKE DC PRIVATE BOXES WA  
6965

CITY OF COCKBURN

Account Number: 0050188034Customer Number: 0115405338Page: 38 of 38

Period Starting: 01/11/2025Period Ending: 30/11/2025Date: 30/11/2025

Card Number Vehicle/Driver	Date	Time	Purchase Location	Site No.	Receipt Number	Customer Reference	Product/Service					Odo meter (km)	KM Span	Litres/100km	Cents /km
							Description	CPL Price	Litres	Total Exc GST (\$)	GST (\$)	Total Inc GST (\$)			
Cost Centre	18/11/25	06:28:10	BIBRA LAKE	WA	7451	084872	ULSD G10	182.90 P	33.09	55.02	5.50	60.52	965	5	661.8
	19/11/25	06:41:25	BIBRA LAKE	WA	7451	084906	ULSD G10	182.90 P	33.96	56.46	5.65	62.11	970	5	679.2
	24/11/25	06:27:24	BIBRA LAKE	WA	7451	005246	ULSD G10	182.90 P	21.61	35.93	3.59	39.52	970		
	25/11/25	06:12:38	BIBRA LAKE	WA	7451	005359	ULSD G10	184.12	24.33	40.73	4.07	44.80	979	9	270.3
							DIESEL		366.85	599.65	59.95	659.60			
							TOTAL		366.85	599.65	59.95	659.60		68	539.5
							YEAR TO DATE		7,950.81	12,685.47	1,268.58	13,954.05		8962	88.7
							DIESEL		366.85	599.65	59.95	659.60			
							TOTAL		366.85	599.65	59.95	659.60		68	539.5
							YEAR TO DATE		7,950.81	12,685.47	1,268.58	13,954.05		8962	88.7
CUSTOMER TOTAL							ADBLUE		53.37	97.00	9.69	106.69			
							DIESEL		15403.96	25366.52	2536.66	27903.18			
							M/S		690.89	1051.74	105.17	1156.91			
							GRAND TOTAL		16,148.22	26,515.26	2,651.52	29,166.78		95886	16.8
							YEAR TO DATE		191,028.14	306,149.12	30,615.00	336,764.12		1213696	15.7

31st December 2026 PAYMENT LISTING					
MUNICIPAL FUND					
Payment Number	Account Number	Payee Name	Payment Listing Description	Date	Alloc Amount
EF185133	26987	Cti Risk Management	Security - Cash Collection	2/12/2025	1,113.70
EF185134	29248	The Trustee For The Hans Botelho Family Trust Hans Fiance	Live Music & Production	2/12/2025	880.00
EF185135	29302	Fiable Pty Ltd	Computer Systems	2/12/2025	4,125.00
EF185136	29322	Mcandrew, Katherine Louise Trinity Studio Of Irish Dance South Lake	Events - Live Performances	2/12/2025	350.00
EF185137	99997	Susan Millar	Senior Security Rebate	2/12/2025	45.00
EF185138	99997	A Peck And A Warne	Tarp For Ute	2/12/2025	84.99
EF185139	99997	Sharon E Hearn	Habitat For Homes Bird Bath Rebate	2/12/2025	50.00
EF185140	99997	Renae Hilston & Jaymee Gibbons	Bird Bath Rebate	2/12/2025	50.00
EF185141	99997	Miss Louise Cuttriss	Bird Bath Rebate	2/12/2025	24.75
EF185142	99997	Debra T Grant	Bird Bath Rebate	2/12/2025	50.00
EF185143	99997	Stephanie Joyce	Fdc Bond Deposit Refund	2/12/2025	1,000.00
EF185144	99997	Family Day Care	Fdc Payments W/E 30/11/2025	2/12/2025	27,641.53
EF185145	99997	A La Folie Pty Ltd	Invoice # Inv0008 - reversed and not paid.	4/12/2025	7,137.90
EF185146	99997	A La Folie Pty Ltd	Invoice # Inv0008	5/12/2025	6,489.00
EF185147	10152	Aust Services Union	Payroll Deductions	8/12/2025	648.50
EF185148	10154	Australian Taxation Office	Payroll Deductions	8/12/2025	645,257.00
EF185149	10305	Child Support Agency	Payroll Deductions	8/12/2025	3,061.69
EF185150	19726	Health Insurance Fund Of Wa	Payroll Deductions	8/12/2025	756.35
EF185151	27874	Smartsalary	Salary Packaging/Leasing Administration	8/12/2025	12,662.14
EF185152	28458	Easi Group	Novated Leasing	8/12/2025	19,910.77
EF185153	28741	The Local Government, Racing & Cemeteries Employees Union Wa Lgrceu	Union	8/12/2025	48.00
EF185154	28890	Construction Forestry Mining Energy Union - Construction & G Cfmeu Wa - Con	Payroll Deductions	8/12/2025	30.00
EF185155	12740	Logan Howlett	Elected Member Sitting Fees & Allowances	5/12/2025	2,811.61
EF185156	10352	Cockburn Bowling & Recreational Club Inc Cockburn Barc	Recreation Club	9/12/2025	40,016.52
EF185157	11625	Nutrien Water	Reticulation Supplies	9/12/2025	578.40
EF185158	11787	Department Of Transport	Vehicle Search Fees	9/12/2025	419.70
EF185159	11794	Synergy	Electricity Usage/Supplies	9/12/2025	4,948.27
EF185160	15588	Natural Area Consulting Management Services	Weed Spraying	9/12/2025	12,276.00
EF185161	20885	Tactile Indicators Perth	Tactiles	9/12/2025	726.00
EF185162	26782	Soft Landing	Recycling Services	9/12/2025	24,219.28
EF185163	26987	Cti Risk Management	Security - Cash Collection	9/12/2025	2,829.38
EF185164	27241	Landscape Elements	Landscaping Services	9/12/2025	47,586.83
EF185165	27596	Allwest Plant Hire Australia Pty Ltd	Plant Hire And Civil Contracting	9/12/2025	9,322.50
EF185166	27635	Mammoth Security Signature Security Group	Security	9/12/2025	56.89
EF185167	28265	Tree Care Wa	Vegetation Maintenance Services CON01 - C100840 - A000129	9/12/2025	346,281.75
EF185168	28408	Rc Vegetation Services Pty Ltd	Mowing Services	9/12/2025	19,831.90
EF185169	28421	Red Top Creations Pty Ltd	Entertainment	9/12/2025	2,277.00
EF185170	28505	Maltia Caffé The Trustee For Caruana Family Trust	Cafe And Catering Services	9/12/2025	506.00
EF185171	28603	Vision 6 Pty Ltd	Sms & Email Marketing	9/12/2025	1,531.06
EF185172	28967	D.V Battams & Others Hopgoodganim Lawyers	Legal Services	9/12/2025	1,353.00
EF185173	29160	Word Of Mouth Agency Pty Ltd	Creative Agency	9/12/2025	15,174.50
EF185174	29274	Indonesian Traditional Dancer	Dance	9/12/2025	500.00
EF185175	99997	AI&EI Slusarczyk	Habitat For Homes Bird Bath Rebate	9/12/2025	24.75

EF185176	99997	Kennedy's (Australasia) Partnership Offi	Invoice 38-25-0003881/1/Auscoc105	9/12/2025	5,500.00
EF185177	99997	Aileen Villanueva	Cancellation Of Multiple Dog Application	9/12/2025	120.00
EF185178	99997	South Lake Ottey Family & Neighbourhood	Sustainability Grant - Acs2	9/12/2025	1,870.00
EF185179	99997	Family Day Care	Fdc Payments W/E 07/12/2025	9/12/2025	27,890.47
EF185180	29331	Prezzee Pty Ltd	Corporate Gifting	10/12/2025	9,263.35
EF185181	99997	Family Day Care	Fdc Payments W/E 14/12/2025	16/12/2025	27,712.23
EF185182	99996	Courtney Herring	Property and Rates related refund	16/12/2025	100.00
EF185183	99996	Veolia Environmental Services (Australia	Property and Rates related refund	16/12/2025	15,012.26
EF185184	99996	Jandakot Airport Holidays Pty Ltd	Property and Rates related refund	16/12/2025	150,000.00
EF185185	99996	Caroline Verhees	Property and Rates related refund	16/12/2025	407.63
EF185186	99996	Suan Backshell	Property and Rates related refund	16/12/2025	715.00
EF185187	99996	Tevita S Palelei	Property and Rates related refund	16/12/2025	2,000.00
EF185188	11334	Shenton Pumps	Pool Equipment/Services	16/12/2025	14,215.00
EF185189	26623	Cromag Pty Ltd (Sigma Chemicals) Sigma Telford Group	Chemicals - Pool	16/12/2025	2,837.05
EF185190	26987	Cti Risk Management	Security - Cash Collection	16/12/2025	1,635.95
EF185191	27724	Active Xchange Pty Ltd	Data Analysis	16/12/2025	3,245.00
EF185192	28254	Cleantex Pty Ltd	Laundry Service	16/12/2025	1,630.62
EF185193	28632	Total Connections Pty Ltd	Hose, Hydraulics & Fire Protection Servi	16/12/2025	7,126.16
EF185194	29287	Wolf & Swine Pty Ltd Swan Event Hire	Events	16/12/2025	12,891.75
EF185195	99997	Lolita Johnston	Cctv Rebates 31/10/25	16/12/2025	500.00
EF185196	99997	Ione Fusco	Senior Security Rebate	16/12/2025	200.00
EF185197	99997	Servau Offcl. Departmental Recpts&Paymen	Document Number : 180172127	16/12/2025	198.99
EF185198	99997	B Vincent	Retail Refund Bather Exchange	16/12/2025	30.00
EF185199	99997	Luke Hewitt	Crossover Rebate Refund	16/12/2025	500.00
EF185200	99997	Leanne Skewes	Lskewes@4Lifeskills.Org.Au	16/12/2025	250.00
EF185201	99997	Brody Hayter	Return Of Local Election Fees	16/12/2025	100.00
EF185202	10590	Department Of Fire And Emergency Services	Esl Levy & Related Costs	22/12/2025	6,716,619.00
EF185203	10152	Aust Services Union	Payroll Deductions	22/12/2025	648.50
EF185204	10154	Australian Taxation Office	Payroll Deductions	22/12/2025	662,302.00
EF185205	10305	Child Support Agency	Payroll Deductions	22/12/2025	4,465.06
EF185206	19726	Health Insurance Fund Of Wa	Payroll Deductions	22/12/2025	756.35
EF185207	27874	Smartsalary	Salary Packaging/Leasing Administration	22/12/2025	12,623.67
EF185208	28458	Easi Group	Novated Leasing	22/12/2025	20,920.58
EF185209	28741	The Local Government, Racing & Cemeteries Employees Union Wa Lgrceu	Union	22/12/2025	48.00
EF185210	28890	Construction Forestry Mining Energy Union - Construction & G Cfmeu Wa - Cor	Payroll Deductions	22/12/2025	30.00
EF185211	10747	linet Limited	Internet Services	23/12/2025	899.84
EF185212	99997	Family Day Care	Fdc Payments W/E 16/03/2025	23/12/2025	29,590.83
EF185213	27492	Superchoice Services Pty Limited	Payroll Deductions	23/12/2025	886,293.45
EF185214	99996	Susan Williams	Property and Rates related refund	23/12/2025	42.50
EF185215	99996	Aksana Tarasevich	Property and Rates related refund	23/12/2025	30.00
EF185216	99996	Jenniefer Gunawan	Property and Rates related refund	23/12/2025	25.83
EF185217	99996	Nicole Crispe	Property and Rates related refund	23/12/2025	77.50
EF185218	99996	Jasmine Fardella	Property and Rates related refund	23/12/2025	42.50
EF185219	99996	Jodi Gail Walley	Property and Rates related refund	23/12/2025	125.00
EF185220	99996	Tree Care Pty Ltd	Property and Rates related refund	23/12/2025	205.00
EF185221	99996	Patrick Wojcik	Property and Rates related refund	23/12/2025	56.65
EF185222	99996	Mcmullen Nolan Group Pty Ltd	Property and Rates related refund	23/12/2025	1,764.00
EF185223	99996	Stephanie Anne Ruocchio	Property and Rates related refund	23/12/2025	5,014.23
EF185224	99996	Hamantkumar Govind Parmar	Property and Rates related refund	23/12/2025	487.80

EF185225	99996	Linda E Wilkins	Property and Rates related refund	23/12/2025	1,489.74
EF185226	99996	Katie Lynn Wilkinson	Property and Rates related refund	23/12/2025	2,000.00
EF185227	99996	Maria Pecotic	Property and Rates related refund	23/12/2025	3,246.06
EF185228	99996	Natalie M Kirby	Property and Rates related refund	23/12/2025	2,370.14
EF185229	99996	Mirella Rodgers	Property and Rates related refund	23/12/2025	1,500.00
EF185230	99996	Housing Authority	Property and Rates related refund	23/12/2025	1,271.87
EF185231	99996	Johnny Letizia	Property and Rates related refund	23/12/2025	2,272.02
EF185232	99996	Casselle Bismonte	Property and Rates related refund	23/12/2025	1,852.11
EF185233	99996	Nicky Paterson	Property and Rates related refund	23/12/2025	900.00
EF185234	99996	Melinda Kennington	Property and Rates related refund	23/12/2025	50.00
EF185235	99996	Gitte Moelby	Property and Rates related refund	23/12/2025	30.00
EF185236	99996	Simon Hodgson	Property and Rates related refund	23/12/2025	30.00
EF185237	99996	Kristine A Marshall	Property and Rates related refund	23/12/2025	1,500.00
EF185238	99996	Vivien Akerstrom	Property and Rates related refund	23/12/2025	1,280.00
EF185239	99996	Ram Krishna Paul	Property and Rates related refund	23/12/2025	56.65
EF185240	99996	Dreamview Construction Pty Ltd	Property and Rates related refund	23/12/2025	853.10
EF185241	10058	Alsco Pty Ltd	Hygiene Services/Supplies	24/12/2025	323.22
EF185242	10082	Armandos Sports	Sporting Goods	24/12/2025	1,790.00
EF185243	10086	Arteil Wa Pty Ltd	Ergonomic Chairs	24/12/2025	789.80
EF185244	10097	Blackwoods Atkins	Engineering Supplies	24/12/2025	173.36
EF185245	10184	Benara Nurseries	Plants	24/12/2025	1,685.53
EF185246	10207	Boc Gases	Gas Supplies	24/12/2025	535.25
EF185247	10221	Bp Australia Pty Ltd	Diesel/Petrol Supplies	24/12/2025	29,166.78
EF185248	10226	Bridgestone Australia Ltd	Tyre Services	24/12/2025	14,700.87
EF185249	10246	Bunnings Building Supplies Pty Ltd	Hardware Supplies	24/12/2025	1,984.08
EF185250	10325	City Of Fremantle	Contributions & Cost Sharing	24/12/2025	1,550.00
EF185251	10333	Cjd Equipment Pty Ltd	Hardware Supplies	24/12/2025	13,348.77
EF185252	10344	Business Foundations Incorporated	Donation	24/12/2025	1,100.00
EF185253	10359	Cockburn Painting Service	Painting Supplies/Services	24/12/2025	21,758.00
EF185254	10368	Cockburn Wetlands Education Centre	Community Grant	24/12/2025	1,100.00
EF185255	10483	Landgate	Mapping/Land Title Searches	24/12/2025	4,192.50
EF185256	10526	E & Mj Rosher Pty Ltd	Mower Equipment	24/12/2025	355.05
EF185257	10559	Environmental Industries Pty Ltd	Landscaping Maintenance	24/12/2025	53,922.00
EF185258	10683	Gronbek Security	Locksmith Services	24/12/2025	3,213.57
EF185259	10787	Jandakot Accident Repair Centre	Panel Beating Services	24/12/2025	2,000.00
EF185260	10788	Jandakot Volunteer Bush Fire Brigade Please See Adhoc	Expense Reimbursements	24/12/2025	7,385.69
EF185261	10879	Les Mills Aerobics	Instruction/Training Services	24/12/2025	2,215.18
EF185262	10918	Main Roads Wa	Repairs/Maintenance/Funding Contribution	24/12/2025	8,787.31
EF185263	10953	Melville-Cockburn Chamber Of Commerce	Sponsorship	24/12/2025	22,000.00
EF185264	10991	Beacon Equipment	Mowing Equipment	24/12/2025	169.00
EF185265	11036	Northlake Electrical Pty Ltd	Electrical Services	24/12/2025	57,005.58
EF185266	11182	Premium Brake & Clutch Services Pty Ltd	Brake Services	24/12/2025	1,272.15
EF185267	11307	Satellite Security Services Pty Ltd	Security Services	24/12/2025	13,655.47
EF185268	11333	Shelford Constructions Pty Ltd	Construction Services CON01 - C101135 - A001956	24/12/2025	1,267,676.08
EF185269	11387	Bibra Lake Soils	Soil & Limestone Supplies	24/12/2025	78.00
EF185270	11396	South Coogee Primary School	Grants & Donations	24/12/2025	4,400.00
EF185271	11399	South Coogee Volunteer Bushfire Brigade	Expense Reimbursements	24/12/2025	1,000.00
EF185272	11425	Resource Recovery Group	Waste Disposal Gate Fees	24/12/2025	1,015.00
EF185273	11625	Nutrien Water	Reticulation Supplies	24/12/2025	6,979.55

EF185274	11651	Tree Watering Services	Tree Watering Services	24/12/2025	14,386.00
EF185275	11701	Vibra Industrial Filtration Australasia	Filter Supplies	24/12/2025	447.70
EF185276	11722	Wa Hino Sales & Service	Purchase Of New Trucks / Maintenance	24/12/2025	530.92
EF185277	11773	Nutrien Ag Solutions	Chemical Supplies	24/12/2025	3,042.47
EF185278	11787	Department Of Transport	Vehicle Search Fees	24/12/2025	474.30
EF185279	11789	Walga	Advertising/Training Services	24/12/2025	198.00
EF185280	11793	Western Irrigation Pty Ltd	Irrigation Services/Supplies	24/12/2025	28,139.20
EF185281	11806	Westrac Pty Ltd	Repairs/Mtnce - Earthmoving Equipment	24/12/2025	3,576.55
EF185282	11854	Zipform Pty Ltd	Printing Services	24/12/2025	9,290.36
EF185283	12014	Tutt Bryant Equipment Bt Equipment Pty Ltd T/As	Excavating/Earthmoving Equipment	24/12/2025	3,181.68
EF185284	12153	Hays Personnel Services Pty Ltd	Employment Services	24/12/2025	11,716.85
EF185285	12295	Stewart & Heaton Clothing Co. Pty Ltd	Clothing Supplies	24/12/2025	523.23
EF185286	13158	City Of Mandurah	Government	24/12/2025	20,737.00
EF185287	13475	The Trustee For Burgess Rawson Wa Unit Trust Burgess Rawson (Wa) Pty Ltd	Property Management	24/12/2025	41,471.67
EF185288	13563	Green Skills Inc	Employment Services	24/12/2025	36,457.29
EF185289	13825	Jackson Mcdonald	Legal Services	24/12/2025	450.45
EF185290	15393	Stratagreen	Hardware Supplies	24/12/2025	6,823.43
EF185291	15588	Natural Area Consulting Management Services	Weed Spraying	24/12/2025	1,618.85
EF185292	15772	The Trustee For The Parker Black & Forrest Unit Trust Parker Black & Forrest	Architectural Door Hardware Distributor	24/12/2025	1,004.03
EF185293	15850	Ecoscape Australia Pty Ltd	Environmental Consultancy	24/12/2025	3,630.00
EF185294	15916	1Spatial Australia Pty Ltd	Annual Software Subscription	24/12/2025	33,000.00
EF185295	16064	Cms Engineering	Airconditioning Services	24/12/2025	2,122.60
EF185296	16107	Wren Oil	Waste Disposal Services	24/12/2025	742.50
EF185297	16846	Action Glass & Aluminium	Glazing Services	24/12/2025	25,563.38
EF185298	16979	Japanese Truck And Bus Spares Pty Ltd	Spare Parts - Automotive	24/12/2025	401.60
EF185299	16985	Wa Premix	Concrete Supplies	24/12/2025	3,872.89
EF185300	17345	Kennards Hire - Myaree	Equipment Hire	24/12/2025	2,099.00
EF185301	17608	Nu-Trac Rural Contracting	Beach Cleaning/Firebreak Construction	24/12/2025	832.75
EF185302	18126	Dell Australia Pty Ltd	Computer Hardware	24/12/2025	6,792.50
EF185303	18272	Austraclear Limited	Investment Services	24/12/2025	979.56
EF185304	18533	Friends Of The Community Inc.	Catering Services	24/12/2025	461.25
EF185305	18801	Fremantle Bin Hire	Bin Hire - Skip Bins	24/12/2025	440.00
EF185306	18962	Sealanes (1985) P/L	Catering Supplies	24/12/2025	975.08
EF185307	19107	Forever Shining Artforms Wa	Parks Infrastructure Services	24/12/2025	15,510.00
EF185308	19500	Plan E	Planning Consultancy Services	24/12/2025	1,953.05
EF185309	19533	Woolworths Group Ltd (Woolworths & Big W)	Groceries	24/12/2025	540.11
EF185310	19649	Telstra Network Integrity Services	Communication Services	24/12/2025	2,293.69
EF185311	20000	Aust West Auto Electrical Pty Ltd	Auto Electrical Services	24/12/2025	25,309.33
EF185312	20146	Data#3 Limited	Contract It Personnel & Software CON01 - C101157 - A002021	24/12/2025	1,049,535.86
EF185313	20535	Home-Grown Theatre	Drama Classes	24/12/2025	3,300.00
EF185314	20546	Pacific Biologics Pty Ltd	Insecticides/Pesticides-Mosquito Control	24/12/2025	8,745.00
EF185315	20885	Tactile Indicators Perth	Tactiles	24/12/2025	1,229.00
EF185316	21139	Austraffic Wa Pty Ltd	Traffic Surveys	24/12/2025	6,050.00
EF185317	21294	Cat Haven	Animal Services	24/12/2025	2,777.00
EF185318	21666	Envirolab Services (Wa) Pty Ltd Mpl Laboratories	Analytical Services	24/12/2025	142.43
EF185319	21946	Ryan's Quality Meats	Meat Supplies	24/12/2025	639.72
EF185320	22106	Intelife Group	Services - Daip	24/12/2025	3,122.89
EF185321	22553	Brownes Food Operations	Catering Supplies	24/12/2025	1,296.26
EF185322	22589	Jb Hi Fi - Cockburn	Electrical Equipment	24/12/2025	820.59

EF185323	22658	South East Regional Centre For Urban Landcare Inc (Sercul)	Urban Landcare Services	24/12/2025	120,354.28
EF185324	22806	Chevron Australia Downstream Fuels Pty Ltd	Fuel Supplies	24/12/2025	51,922.12
EF185325	22854	Lgiswa	Insurance Premiums	24/12/2025	1,000.00
EF185326	22903	Unique International Recoveries Llc	Debt Collectors	24/12/2025	140.80
EF185327	23329	Erth Visual & Physical Incorporated	Entertainment Services	24/12/2025	10,725.00
EF185328	23457	Totally Workwear Fremantle	Clothing - Uniforms	24/12/2025	459.00
EF185329	24508	Rebecca Flanagan	Educational Musical Lessons	24/12/2025	395.00
EF185330	24619	Vibrant Mcs Pty Ltd Mcs Security	Security Services	24/12/2025	15,475.68
EF185331	24736	Zenien	Cctv Camera Licences	24/12/2025	11,047.74
EF185332	24748	Pearmans Electrical & Mechanical Services P/L	Electrical Services	24/12/2025	109,751.16
EF185333	25063	Superior Pak Pty Ltd	Vehicle Maintenance	24/12/2025	1,279.25
EF185334	25102	Fremantle Mobile Welding	Welding Services	24/12/2025	8,685.60
EF185335	25121	Imagesource Digital Solutions	Billboards	24/12/2025	2,009.70
EF185336	25657	Lock Joint Australia The Trustee For The Gherbaz Family Trust	Locksmith Services	24/12/2025	3,322.00
EF185337	25771	Integral Development Associates Pty Ltd	Training Courses	24/12/2025	6,338.75
EF185338	26114	Grace Records Management	Records Management Services	24/12/2025	1,543.43
EF185339	26257	Paperbark Technologies Pty Ltd	Arboricultural Consultancy Services	24/12/2025	734.01
EF185340	26303	Gecko Contracting Turf & Landscape Maintenance	Turf & Landscape Maintenance	24/12/2025	533,540.67
EF185341	26403	Ches Power Group Pty Ltd	Engineering Solutions / Back Up Generato	24/12/2025	4,716.30
EF185342	26449	Eco Shark Barrier Pty Ltd	Leasing Fee For Shark Barrier	24/12/2025	11,302.00
EF185343	26470	Scp Conservation	Fencing Services	24/12/2025	31,680.00
EF185344	26623	Cromag Pty Ltd (Sigma Chemicals) Sigma Telford Group	Chemicals - Pool	24/12/2025	1,449.44
EF185345	26625	Andover Detailers	Car Detailing Services	24/12/2025	1,026.65
EF185346	26626	Senversa Pty Ltd	Environmental Auditing	24/12/2025	8,250.00
EF185347	26645	Professional Trapping Supplies	Animal Trapping Products/Wildlife/Securi	24/12/2025	575.80
EF185348	26705	Creative Adm	Marketing Services	24/12/2025	11,550.00
EF185349	26722	Jenelle Russo Studio	Entertainer And Teacher	24/12/2025	350.00
EF185350	26735	Shane McMaster Surveys	Survey Services	24/12/2025	5,280.00
EF185351	26736	Ghems Holdings Pty Ltd	Revegetation	24/12/2025	6,930.00
EF185352	26739	Kerb Doctor	Kerb Maintenance	24/12/2025	10,734.96
EF185353	26743	Statewide Turf Services	Turf Renovation	24/12/2025	91,965.50
EF185354	26782	Soft Landing	Recycling Services	24/12/2025	10,579.92
EF185355	26812	Brooks Choice Removals	Removalists	24/12/2025	731.50
EF185356	26841	Blue Zoo	Management Consulting	24/12/2025	2,966.70
EF185357	26854	Whs Foundation	Training	24/12/2025	990.00
EF185358	26888	Media Engine	Graphic Design, Marketing, Video Product	24/12/2025	2,880.00
EF185359	26898	Spandex Asia Pacific Pty Ltd	Signage Supplier	24/12/2025	1,155.77
EF185360	26901	Alyka Pty Ltd	Digital Consultancy And Web Development	24/12/2025	660.00
EF185361	26915	Focused Vision Consulting Pty Ltd	Consulting	24/12/2025	5,984.00
EF185362	26923	Woodlands	Rubbish Collection Equipment	24/12/2025	9,308.18
EF185363	26957	Jbs & G Australia Pty Ltd	Consultancy - Enviromental	24/12/2025	12,585.10
EF185364	26985	Access Icon Pty Ltd	Drainage Products	24/12/2025	7,615.30
EF185365	26988	Bladon Wa Pty Ltd	Promotional Products	24/12/2025	17,503.75
EF185366	27010	Quantum Building Services Pty Ltd	Building Maintenance	24/12/2025	91,299.73
EF185367	27011	Baileys Marine Fuel Australia	Fuel	24/12/2025	1,733.88
EF185368	27015	Intelli Trac	Gps Tracking	24/12/2025	6,169.90
EF185369	27031	Downer Edi Works Pty Ltd	Asphalt Services A000001	24/12/2025	327,255.67
EF185370	27044	Graffiti Systems Australia	Graffiti Removal & Anti-Graffiti Coating	24/12/2025	22,374.22
EF185371	27046	Tfh Hire Services Pty Ltd	Hire Fencing	24/12/2025	409.20

EF185372	27054	Vocus Pty Ltd	Telecommunications	24/12/2025	18,988.20
EF185373	27059	Frontline Fire & Rescue Equipment	Manufacture-Fire Vehicles/Equipment	24/12/2025	268.62
EF185374	27065	Westbooks	Books	24/12/2025	3,601.20
EF185375	27082	Kulbardi Pty Ltd	Stationery Supplies	24/12/2025	3,539.28
EF185376	27085	Savills Project Management Pty Ltd	Project Management	24/12/2025	13,823.70
EF185377	27154	Veolia Recycling & Recovery Pty Ltd	Waste Services	24/12/2025	14,953.54
EF185378	27177	Rentokil Initial Pty Ltd (Initial Hygiene)	Hygiene	24/12/2025	1,716.09
EF185379	27198	Green Promotions Pty Ltd	Promotional Supplies	24/12/2025	19,294.00
EF185380	27241	Landscape Elements	Landscaping Services	24/12/2025	86,361.60
EF185381	27246	Veale Auto Parts	Spare Parts Mechanical	24/12/2025	1,247.60
EF185382	27362	The Mighty Booths	Photobooth	24/12/2025	2,300.00
EF185383	27374	Southern Cross Cleaning	Commercial Cleaning	24/12/2025	8,282.07
EF185384	27385	Programmed Electrical Technologies	Electrical Services	24/12/2025	478.50
EF185385	27403	Freedom Fairies Pty Ltd	Amusement	24/12/2025	4,433.00
EF185386	27413	Extreme Marquees	Hire Services - Marquees	24/12/2025	2,710.00
EF185387	27420	Cygnnet Workplace Investigations	Consultancy - Human Resources	24/12/2025	6,820.00
EF185388	27423	Mechanical Project Services Pty Ltd	Airconditioning Services	24/12/2025	4,337.78
EF185389	27438	Ertech Pty Ltd	Engineering Civil	24/12/2025	7,219.04
EF185390	27507	Serco Facilities Management Pty Ltd	Cleaning Services	24/12/2025	117,099.75
EF185391	27518	Kyocera Document Solutions Australia Pty Ltd	Photocopying Machines	24/12/2025	3,883.23
EF185392	27539	Jasmin Carpentry & Maintenance	Carpentry	24/12/2025	3,423.75
EF185393	27548	Standing Fork	Catering	24/12/2025	16,238.20
EF185394	27575	Shred X Secure Destruction	Document Destruction	24/12/2025	85.01
EF185395	27596	Allwest Plant Hire Australia Pty Ltd	Plant Hire And Civil Contracting	24/12/2025	18,645.00
EF185396	27613	Redimed Pty Ltd	Medical & Health Services	24/12/2025	6,861.25
EF185397	27631	Aquatic Services Wa Pty Ltd	Pool Equipment & Maintenance	24/12/2025	3,005.42
EF185398	27650	Datacom Systems (Au) Pty Ltd	It Sales, Consulting & Service	24/12/2025	92,189.58
EF185399	27676	Blue Force Pty Ltd	Security Services	24/12/2025	62,771.65
EF185400	27733	Midnight Tuesday	Artistic	24/12/2025	11,000.00
EF185401	27757	Ground Support Systems (Aust)	Shoring Equipment	24/12/2025	7,709.02
EF185402	27797	City Lift Services Pty Ltd	Lift Maintenance	24/12/2025	398.75
EF185403	27818	Modus Compliance Pty Ltd	Consultanct Engineering	24/12/2025	2,640.00
EF185404	27819	Axiis Contracting Pty Ltd	Concrete Works	24/12/2025	29,234.09
EF185405	27829	Smec Australia Pty Ltd	Consultancy - Engineering	24/12/2025	40,729.83
EF185406	27850	Dowsing Group Pty Ltd	Concreting Services	24/12/2025	177,175.08
EF185407	27907	Jenoptik Australia Pty Ltd	Radar Signs	24/12/2025	12,898.60
EF185408	27913	Emerge Associates	Environmental Consulting	24/12/2025	1,947.00
EF185409	27914	Fleetcare	Software	24/12/2025	22.00
EF185410	27917	Go Doors Advanced Automation	Door Maintenance & Repair	24/12/2025	32,704.27
EF185411	27965	Stantec Australia Pty Ltd	Engineering Services	24/12/2025	3,867.60
EF185412	27969	Perfect Gym Solutions	Software For Gym's	24/12/2025	333.30
EF185413	27985	Rosmech Sales & Service Pty Ltd	Road Sweeper	24/12/2025	9,610.41
EF185414	28031	Brandon's Shredding Boxes	Recycling	24/12/2025	125.00
EF185415	28049	Copy Magic	Printing Services	24/12/2025	2,682.23
EF185416	28058	Sage Consulting Engineers Pty Ltd	Consultancy - Engineering	24/12/2025	1,237.50
EF185417	28086	Gfg Consulting	Consultancy	24/12/2025	33,000.00
EF185418	28095	Liveli Pty Ltd	Google Maps Lic.	24/12/2025	3,850.00
EF185419	28168	Sifting Sands	Sand Cleaning	24/12/2025	2,112.00
EF185420	28184	Spearwood Veterinary Hospital	Veterinary Hospital	24/12/2025	298.00

EF185421	28191	Enviro Sweep	Sweeping Services	24/12/2025	23,728.47
EF185422	28196	Brightmark Group Pty Ltd	Cleaning Services	24/12/2025	19,802.95
EF185423	28201	Select Fresh	Food Supplies	24/12/2025	221.44
EF185424	28214	Beyond Skateboarding	Skateboarding Clinics	24/12/2025	2,750.00
EF185425	28215	Complete Office Supplies Pty Ltd	Stationery	24/12/2025	1,411.49
EF185426	28231	Typeset Pty Ltd	Editorial And Business Communications Se	24/12/2025	1,573.00
EF185427	28241	Swift Flow Pty Ltd	Plumbing	24/12/2025	32,640.83
EF185428	28261	Hazed Services Pty Ltd	Safety - Roof	24/12/2025	2,500.85
EF185429	28263	Julia Kay Wallis	Historian	24/12/2025	132.00
EF185430	28264	Remondis Go Organics Pty Ltd	Organics Processing	24/12/2025	880.00
EF185431	28265	Tree Care Wa	Vegetation Maintenance Services	24/12/2025	160,249.51
EF185432	28277	Gesha Coffee Co	Coffee Supplies	24/12/2025	2,462.00
EF185433	28303	Miracle Recreation Equipment	Playground Equipment	24/12/2025	24,046.44
EF185434	28322	Youtour Pty Ltd	Video Productions	24/12/2025	8,800.00
EF185435	28343	Hemsley Paterson	Valuation Services	24/12/2025	2,750.00
EF185436	28371	Flexi Staff	Employment Services	24/12/2025	16,349.16
EF185437	28381	Sandwai Pty Ltd	Software	24/12/2025	1,504.80
EF185438	28385	Marina Focus Pty Ltd	Software	24/12/2025	6,469.10
EF185439	28390	Logo Appointments	Employment Services	24/12/2025	10,628.95
EF185440	28392	Mcs Civil Contracting	Engineering/Earthworks	24/12/2025	35,288.00
EF185441	28407	Engine Protection Equipment Pty Ltd	Spare Parts	24/12/2025	177.80
EF185442	28409	Sanpoint Pty Ltd (Ld Total)	Landscape Services	24/12/2025	32,068.96
EF185443	28426	Power Paving Pty Ltd	Paving Services	24/12/2025	13,420.00
EF185444	28428	Wa Bolts Pty Ltd	Fixings & Fasteners	24/12/2025	502.45
EF185445	28433	Minus18	Charity	24/12/2025	120.00
EF185446	28437	Building & Industrial Cleaning Services	Cleaning Services	24/12/2025	66,242.23
EF185447	28449	Sheridans	Manufacturing	24/12/2025	676.94
EF185448	28454	Aussie Natural Spring Water	Water Supplies	24/12/2025	43.32
EF185449	28498	Pja Holdings Pja Holdings (Australia) Pty Ltd	Transport And Road Safety	24/12/2025	1,925.00
EF185450	28517	Robowash Pty Ltd	Automatic Cleaning System Manufacturer	24/12/2025	1,045.00
EF185451	28522	Bing Technologies Pty Ltd	Mailing Services	24/12/2025	896.66
EF185452	28527	Insight Urbanism	Urban Design/ Design Management	24/12/2025	1,680.00
EF185453	28568	Solo Resource Recovery	Waste & Recycling Collection Services	24/12/2025	91,643.48
EF185454	28569	Choiceone Pty Ltd	Recruitment Services	24/12/2025	7,522.20
EF185455	28575	Hare & Forbes Machinery House	Importer/Seller Of Wood &Metal Work Mach	24/12/2025	650.00
EF185456	28584	Ausco Modular Pty Ltd	Hire Services	24/12/2025	2,603.88
EF185457	28587	Sos Mechanical Solutions	Mechanical Services (Hvac)	24/12/2025	3,410.00
EF185458	28621	Imprint Plastic	Printing	24/12/2025	337.70
EF185459	28626	Okmg	Strategy, Digital, Creative & Marketing	24/12/2025	4,989.60
EF185460	28652	Omnicom Media Group Australia Pty Ltd Omnicom Media Group Australia Pty L	Media And Advertising Services	24/12/2025	10,218.41
EF185461	28679	Creditor Watch Pty Ltd	Credit Bureau	24/12/2025	812.00
EF185462	28739	D Lebkuether & C.W Pelajic Lumin8 Events	Events	24/12/2025	1,990.00
EF185463	28760	Spawtz Pty Ltd	Competition Management And Payments Soft	24/12/2025	2,052.89
EF185464	28764	Phase 3 Maintenance Pty Ltd	Landscape Maintenance	24/12/2025	3,093.75
EF185465	28767	The Trustee For Bugbusters Unit Trust Bug Busters	Pest Control	24/12/2025	20,319.75
EF185466	28770	Bizfurn Express Australia Pty Ltd Bfx Furniture	Furniture Manufacturer	24/12/2025	622.07
EF185467	28785	Sanity Music Stores Pty Ltd Sanity Entertainment	Retail Of Entertainment Products	24/12/2025	450.87
EF185468	28809	Kaizen K9 Pty Ltd	Dog Training	24/12/2025	9,240.00
EF185469	28819	Rider Levett Bucknall Wa Pty Ltd	Quantity Surveyors	24/12/2025	4,400.00



EF185470	28820	Xref (Au) Pty Ltd	Human Resources Platform	24/12/2025	22,452.10
EF185471	28823	Synergy Business Systems Pty Ltd Boss Industrial	Industrial Supply	24/12/2025	1,711.62
EF185472	28833	Ptg Consulting Pty Ltd	Geotech & Road Saftey	24/12/2025	7,634.00
EF185473	28845	The Trustee For The Critters Trust Critters Up Close	Wildlife Education	24/12/2025	850.00
EF185474	28852	Cti Couriers Pty Ltd	Courier Services	24/12/2025	1,829.30
EF185475	28862	M & B Excavations Pty Ltd	Civil Construction	24/12/2025	6,633.00
EF185476	28867	Overdrive Australia Pty Ltd	Platform And App Provider. Seller Of Dig	24/12/2025	1,941.75
EF185477	28887	The Trustee For Stallworthy Business Trust Your Reformer	Reformer Pilates Manufacturer And Distri	24/12/2025	588.00
EF185478	28893	B.J Keat & C.J Meerton Little People Play	Children's Events/Toy Hire	24/12/2025	649.00
EF185479	28897	Mcleods Lawyers Pty Ltd Mcleods Lawyers	Legal Service	24/12/2025	12,866.37
EF185480	28901	The Happy Pet Place Pty Ltd The Happy Pet Place	Pet Supplies	24/12/2025	615.81
EF185481	28902	Biota Environmental Sciences Pty Ltd Biota Environmental Sciences Pty Ltd	Environmental Consultancy	24/12/2025	1,650.00
EF185482	28906	Chg-Meridan Australia Pty Limited	Leasing	24/12/2025	159,103.21
EF185483	28907	Bin Bath Corporation Pty Ltd Bin Bath	Bin Cleaning	24/12/2025	3,090.75
EF185484	28917	The Real Good Company Pty Ltd Wjs Training	Professional First Aid And Cpr Training	24/12/2025	1,320.00
EF185485	28924	The N Pisani Family Trust Local Ice Machine Company	Ice Machine Repairs	24/12/2025	4,169.00
EF185486	28927	Veolia Recycling & Recovery (Perth) Pty Ltd Veolia Recycling & Recovery (Perth)	Waste Recycling And Recovery	24/12/2025	44,874.63
EF185487	28938	The Trustee For Thomson Family Trust Online Social Butterfly	The Trustee For Thomson Family Trust	24/12/2025	660.00
EF185488	28947	Baroness Holdings Pty Ltd Tree Planting And Watering	Tree Watering	24/12/2025	4,953.72
EF185489	28953	Shane Nicholas Tognolini - Freeway Water Dan The Bike Man	Water Cartage	24/12/2025	192.50
EF185490	29008	Generators Australia Pty Ltd	Hire & Sales	24/12/2025	885.50
EF185491	29012	Australasian Reporting Awards Limited	Annual Report Awards	24/12/2025	970.00
EF185492	29015	Durotank Group Pty Ltd	Supply Fuel And Water Storage Equipment	24/12/2025	313.50
EF185493	29019	Otis Elevator Company Pty Ltd	New Elevators And Escalators, And Mainte	24/12/2025	74,518.95
EF185494	29033	Rogers & Hart Pty Ltd Wa Mapping	Potholing & Survey	24/12/2025	4,950.00
EF185495	29058	Way Funky Company Pty Ltd	Swimwear And Swimming Accessories	24/12/2025	3,431.56
EF185496	29068	The Trustee For Franz Family Trust Franz Building Supplies	Building Materials Supplier	24/12/2025	878.03
EF185497	29070	Delta Fabrication Pty Ltd Delta Roofing	Roofing Services	24/12/2025	550.00
EF185498	29083	Tango Information Technology Pty Ltd Tango It	It Consulting	24/12/2025	21,450.00
EF185499	29088	Skefto Innovations Pty. Ltd	Software Solutions And Consultancy Servi	24/12/2025	15,364.42
EF185500	29089	Janet Marie Whitfield Abundant Laughter	Laughter Yoga Workshops	24/12/2025	2,700.00
EF185501	29119	The Trustee For The Mia Family Trust Clark Rubber Jandakot	Retail - Trade Supplies	24/12/2025	194.25
EF185502	29127	Global Workwear Investments Pty Ltd Totally Workwear	Workwear	24/12/2025	1,907.66
EF185503	29143	Dell Financial Services Pty Ltd	Financing	24/12/2025	3,208.59
EF185504	29186	Hivo Pty Ltd Hivo	Software	24/12/2025	3,960.00
EF185505	29194	Eurotech Group Pty Ltd Eurotech	Signage Hardware	24/12/2025	2,032.50
EF185506	29205	Burton, Laura Kate Made To Be Messy	Childrens Creative Play	24/12/2025	2,544.58
EF185507	29209	Moorditj Koort Aboriginal Corporation	Aboriginal Medical Service	24/12/2025	25,000.00
EF185508	29217	People And Property Enterprises Pty Ltd Property Fire Maintenance	Fire Protection Services	24/12/2025	6,313.41
EF185509	29221	Sweeney Hire Pty Ltd Sweeney Hire	Earthworks - Landfill And Civil	24/12/2025	19,670.00
EF185510	29222	The Trustee For Music Dream Wittwer Family Trust Lit Letters	Product Hire	24/12/2025	630.00
EF185511	29232	Altrum Pty Ltd Engineered Efficiency	Engineering Services	24/12/2025	13,752.25
EF185512	29242	Filipino Australian Multicultural Entertainers	Volunteering-Non Profit	24/12/2025	500.00
EF185513	29245	Realbuilt Partners Pty Ltd	Building Consultancy And Project Managem	24/12/2025	22,996.41
EF185514	29248	The Trustee For The Hans Botelho Family Trust Hans Fiance	Live Music & Production	24/12/2025	1,320.00
EF185515	29251	Newhaven Family Investments Pty Ltd & The Trustee For Lucwam Perth Better	Supply	24/12/2025	1,646.70
EF185516	29252	Veolia Water Operations Pty Ltd Allpipe Technologies	Drainage Technicians	24/12/2025	20,086.00
EF185517	29257	Sir Consulting Australia Pty Ltd	Consulting	24/12/2025	4,939.00
EF185518	29261	Wmfg Pty Ltd Shop For Shops	Shop Fittings & Displays	24/12/2025	546.90

EF185519	29262	Sydfran Pty Ltd (Indoor Plant Solutions) Indoor Plant Solutions	Indoor Plant Hire	24/12/2025	345.95
EF185520	29265	Pch Civil Pty Ltd Pch Civil	Civil Construction	24/12/2025	424,281.00
EF185521	29268	Dfs Industrial & Environmental Services Pty Ltd Drainflow Services	Stormwater Maintenance, Construction, Ro	24/12/2025	1,790.80
EF185522	29269	Contra-Flow Pty Ltd	Traffic Management Services	24/12/2025	28,099.91
EF185523	29271	Peap Contractors Pty Ltd	Electrical Services And Construction	24/12/2025	84,919.00
EF185524	29282	Leverock Pty Ltd Sportsworld Of Wa	Swim Gear	24/12/2025	8,644.25
EF185525	29301	Medhealth Pty Limited Mlcoa	Independent Medical Examinations (Ime Re	24/12/2025	1,424.50
EF185526	29302	Fiable Pty Ltd	Computer Systems	24/12/2025	16,500.00
EF185527	29315	Joondalup Symphony Orchestra Inc.	Arts & Recreation Services	24/12/2025	11,100.00
EF185528	29325	The Trustee For Morris Family Trust Glitterati Peformance Company	Social - Dance Education	24/12/2025	330.00
EF185529	29335	Elite Shelving & Display Pty Ltd	Furniture - Shelving Supplies	24/12/2025	872.30
EF185530	29336	Selina Colebourne	Events - Entertainment	24/12/2025	100.00
EF185531	29353	Sally Leanne Newman First Line Productions / Sally Newman	Creative Arts	24/12/2025	1,350.00
EF185532	29357	Veraison Wa Pty Ltd	Coaching And Leadership Programs	24/12/2025	6,380.00
EF185533	29360	Kinn & Co Agency Pty Ltd Kinn & Co Agency	Marketing And Communications	24/12/2025	11,330.00
EF185534	29365	Rachael Elizabeth Blair Rachael Johns		24/12/2025	369.60
EF185535	29367	Sarah Winifred Searle	Arts - Book Author	24/12/2025	500.00
EF185536	29373	Shona Zulsdore	Independent Members Fees	24/12/2025	450.00
EF185537	29374	Laurent Estrade	Independent Members Fees	24/12/2025	450.00
EF185538	29378	Edgeloe Engineering Pty Ltd	Consulting Engineering	24/12/2025	3,300.00
EF185539	88888	Trevor Stephen Whittred	Bond Refund	24/12/2025	100.00
EF185540	88888	Darryl Healy	Bond Refund	24/12/2025	500.00
EF185541	88888	James Vost	Bond Refund	24/12/2025	500.00
EF185542	88888	Mr James Kemp & Mindy Lee	Bond Refund	24/12/2025	500.00
EF185543	88888	John Clark	Bond Refund	24/12/2025	500.00
EF185544	88888	Mark Baxter	Bond Refund	24/12/2025	500.00
EF185545	88888	Gerhard Roth	Bond Refund	24/12/2025	500.00
EF185546	88888	Peter Gillett	Bond Refund	24/12/2025	500.00
EF185547	88888	Guy Morgan	Bond Refund	24/12/2025	500.00
EF185548	88888	Rodney Busher	Bond Refund	24/12/2025	500.00
EF185549	88888	Robert Dorsa	Bond Refund	24/12/2025	500.00
EF185550	88888	P & D Schubert	Bond Refund	24/12/2025	500.00
EF185551	88888	Brett Mcevoy	Bond Refund	24/12/2025	500.00
EF185552	88888	Terry Ewen	Bond Refund	24/12/2025	500.00
EF185553	88888	Philip Ward	Bond Refund	24/12/2025	500.00
EF185554	88888	Nick De Candia	Bond Refund	24/12/2025	500.00
EF185555	88888	Anthony Saitta	Bond Refund	24/12/2025	500.00
EF185556	88888	Jonathan Fievez	Bond Refund	24/12/2025	500.00
EF185557	88888	Timothy Radley	Bond Refund	24/12/2025	500.00
EF185558	88888	Steven Frost	Bond Refund	24/12/2025	500.00
EF185559	88888	Sian & Kerry O'Dwyer	Bond Refund	24/12/2025	500.00
EF185560	88888	Stephen Oswald	Bond Refund	24/12/2025	500.00
EF185561	88888	Kit Strickland	Bond Refund	24/12/2025	500.00
EF185562	88888	Tina Nylund	Bond Refund	24/12/2025	500.00
EF185563	88888	Clay Chapman	Bond Refund	24/12/2025	500.00
EF185564	88888	Devdutt Sharma	Bond Refund	24/12/2025	500.00
EF185565	88888	Joseph Carabetta	Bond Refund	24/12/2025	500.00
EF185566	88888	Ja & Mk Mouritz	Bond Refund	24/12/2025	500.00
EF185567	88888	Graeme Ryan	Bond Refund	24/12/2025	500.00

EF185568	88888	Vince Valastro	Bond Refund	24/12/2025	500.00
EF185569	88888	R Angus And J Roberts	Bond Refund	24/12/2025	500.00
EF185570	88888	Bellis & Coates	Bond Refund	24/12/2025	500.00
EF185571	88888	John Fares	Bond Refund	24/12/2025	500.00
EF185572	88888	Scott Forrest	Bond Refund	24/12/2025	500.00
EF185573	88888	Edward Stace	Bond Refund	24/12/2025	500.00
EF185574	88888	G Baker Family Trust	Bond Refund	24/12/2025	500.00
EF185575	88888	Derek Endersby	Bond Refund	24/12/2025	500.00
EF185576	88888	Paul Everard	Bond Refund	24/12/2025	500.00
EF185577	88888	Kelli Gordon	Bond Refund	24/12/2025	500.00
EF185578	88888	Doug Tubb	Bond Refund	24/12/2025	500.00
EF185579	88888	John & Natalie Hale	Bond Refund	24/12/2025	500.00
EF185580	88888	Brian Pink	Bond Refund	24/12/2025	500.00
EF185581	88888	Ivan Peselj	Bond Refund	24/12/2025	500.00
EF185582	88888	Perry Heynen	Bond Refund	24/12/2025	500.00
EF185583	88888	Peter Strickland	Bond Refund	24/12/2025	500.00
EF185584	88888	A R Bisdee	Bond Refund	24/12/2025	500.00
EF185585	88888	Zac Adizhes	Bond Refund	24/12/2025	500.00
EF185586	88888	Jodie Flowers	Bond Refund	24/12/2025	500.00
EF185587	88888	Robert Slaughter	Bond Refund	24/12/2025	500.00
EF185588	88888	Gold Estates Holdings Pty Ltd	Bond Refund	24/12/2025	32,330.44
EF185589	88888	Gold Estates Holdings Pty Ltd	Bond Refund	24/12/2025	24,620.41
EF185590	88888	Wayne Radonich	Bond Refund	24/12/2025	53,298.00
EF185591	88888	Qube Hammond Quarter Pty Ltd	Bond Refund	24/12/2025	353,784.53
EF185592	88888	Glenbrook Civil Engineering Contractors	Bond Refund	24/12/2025	14,505.20
EF185593	99997	Phoenix Park Little Athletics Club	Invoice No: 002-2025	24/12/2025	1,000.00
EF185594	99997	Miss Janelle Komakech	Compost Bin Rebate	24/12/2025	49.99
EF185595	99997	Fiona M Whiteway	Compost Bin Rebate	24/12/2025	49.99
EF185596	99997	Michelle And Richard Grubinic	Compost Bin Rebate	24/12/2025	50.00
EF185597	99997	Peta Giuffre	Compost Bin Rebate	24/12/2025	39.95
EF185598	99997	Tasmin L Hardwick	Nappy And Sanitary Product Rebate Refund	24/12/2025	50.00
EF185599	99997	Kirsten Abe	Bird Bath Rebate Refund	24/12/2025	49.99
EF185600	99997	Sindi O'hara And Peter Pickett	Bird Bath Rebate Refund	24/12/2025	25.00
EF185601	99997	James Cruickshank	Senior Security Rebate	24/12/2025	100.00
EF185602	99997	Graham Slessar	Senior Security Rebate	24/12/2025	20.00
EF185603	99997	Janet Johnston	Senior Security Rebate	24/12/2025	200.00
EF185604	99997	Shirley Smith	Senior Security Rebate	24/12/2025	200.00
EF185605	99997	Mark Brister	Senior Security Rebate	24/12/2025	500.00
EF185606	99997	Anand Revindran	Cctv Residentail Rebate	24/12/2025	500.00
EF185607	99997	Lachlan Buck	Cctv Residentail Rebate	24/12/2025	500.00
EF185608	99997	Nicholas Roelofs	Cctv Residentail Rebate	24/12/2025	500.00
EF185609	99997	Hui Lian Pui	Cctv Residentail Rebate	24/12/2025	500.00
EF185610	99997	Frank Raguseo	Cctv Residentail Rebate	24/12/2025	500.00
EF185611	99997	Kinder Education Incorporated	Community Grant-In My Pocket Project	24/12/2025	5,000.00
EF185612	99997	Ryan Richard Welsh	Refund For Bouncy Castle	24/12/2025	415.80
EF185613	99997	Denise Hadlow	Book Refund	24/12/2025	12.10
EF185614	99997	Naomi Dickson	Book Refund	24/12/2025	18.66
EF185615	99997	Marion Heraty	Reimbursement For Office Supplies	24/12/2025	19.00
EF185616	99997	Tara Dutta Bhatta	Reimbursement Of Fees - 25% Contribution	24/12/2025	5,411.75

EF185617	99997	Jl Lovreta	Junior Sport Travel Assistance Grant	24/12/2025	400.00
EF185618	99997	Caroline Sule	Junior Sport Travel Assistance Grant	24/12/2025	400.00
EF185619	99997	Caroline Sule	Junior Sport Travel Assistance Grant	24/12/2025	400.00
EF185620	99997	Paula Forrest	Junior Sport Travel Assistance Grant	24/12/2025	400.00
EF185621	99997	Jessica Harry	Junior Sport Travel Assistance Grant	24/12/2025	400.00
EF185622	99997	Jt & Rk De'laney	Junior Sport Travel Assistance Grant	24/12/2025	400.00
EF185623	99997	Hoon Hoon Tan	Junior Sport Travel Assistance Grant	24/12/2025	400.00
EF185624	99997	Daniel And Sarah Moffat	Junior Sport Travel Assistance Grant	24/12/2025	400.00
EF185625	99997	L Clark	Junior Sport Travel Assistance Grant	24/12/2025	400.00
EF185626	99997	Helen Merryfull	Medical Cancellation	24/12/2025	61.35
EF185627	99997	Miss H Wong & Mr P White	Crossover Rebates	24/12/2025	500.00
EF185628	99997	Yelena Hoare	Membership Cancellation	24/12/2025	56.75
EF185629	99997	David Tabrett	Coogee Marine Trail Volunteer - Cpr Refr	24/12/2025	49.00
EF185630	99997	Geraldine Stanton	Parenting Services Reimbursement	24/12/2025	167.28
EF185631	99997	Kristiana Elder	Nappy And Sanitary Product Rebate	24/12/2025	50.00
EF185632	99997	Samantha Judkins	Compost Bin Rebate - Samantha Judkins	24/12/2025	50.00
EF185633	99997	Gabriella Miller	Compost Bin Rebate - Gabriella Miller	24/12/2025	50.00
EF185634	99997	Leila Jabbour	Compost Bin Rebate Leila Jabbour	24/12/2025	50.00
EF185635	99997	Brett Todhunter	Compost Bin Rebate - Brett Todhunter	24/12/2025	49.99
EF185636	99997	Britta Janssen	Habitat For Homes Bird Bath Rebate	24/12/2025	24.75
EF185637	99997	Mary Louise Churchill	Habitat For Homes Bird Bath Rebate	24/12/2025	37.50
EF185638	99997	Tracy Geerlings	Habitat For Homes Bird Bath Rebate	24/12/2025	49.99
EF185639	99997	Stephen Martin	Habitat For Homes Bird Bath Rebate	24/12/2025	50.00
EF185640	99997	Siri Mcmurray	Habitat For Homes Bird Bath Rebate	24/12/2025	24.75
EF185641	99997	Olivia Raposo De Almeida Figueiredo	Habitat For Homes Bird Bath Rebate	24/12/2025	49.50
EF185642	99997	Pamela Armitage	Habitat For Homes Bird Bath Rebate	24/12/2025	49.99
EF185643	99997	Fiona M Whiteway	Habitat For Homes Bird Bath Rebate	24/12/2025	24.75
EF185644	99997	Asha Balan	Reimbursement Of Fees	24/12/2025	1,334.38
EF185645	99997	Rachel Williams	Sustainability Grant Acs2	24/12/2025	2,218.11
EF185646	99997	Jeni And Thomas Butler	Program Supplies	24/12/2025	43.00
EF185647	99997	Mare Luik	Reimbursement Of Fees - Mare Luik	24/12/2025	650.44
EF185648	99997	Tristan Nardi	Reimbursement Of Fee - T Nardi	24/12/2025	691.00
EF185649	99997	James Aaron Katarski	Reimbursement Of Fees - J Katarski	24/12/2025	1,164.00
EF185650	99997	Gideon Danny Santoso	Reimbursement Of Professional Membership	24/12/2025	888.00
EF185651	99997	Cockburnmasters Swimming Club (Inc)	Invoice #Jtj2026-5007	24/12/2025	18,500.00
EF185652	99997	Cockburn Masters Swimming Club (Inc)	Cmsc-2025-G07	24/12/2025	1,000.00
EF185653	99997	Mobin Salasi	Cctv Residentail Rebate	24/12/2025	500.00
EF185654	99997	Jenson Thomas	Cctv Residentail Rebate	24/12/2025	500.00
EF185655	99997	Alexander Mckay	Cctv Residentail Rebate	24/12/2025	500.00
EF185656	99997	Midhun Raj Choondapurakkal	Cctv Residentail Rebate	24/12/2025	500.00
EF185657	99997	Shivani Dhiman	Cctv Residentail Rebate	24/12/2025	500.00
EF185658	99997	Inder Preet Singh	Cctv Residentail Rebate	24/12/2025	500.00
EF185659	99997	Coral Atkins	Refund - Keyboard And Mouse	24/12/2025	229.10
EF185660	99997	Maureen Ann Di Tullio	Senior Security Rebate	24/12/2025	100.00
EF185661	99997	Estela Jones	Senior Security Rebate	24/12/2025	100.00
EF185662	99997	Cathy Cochrane	Senior Security Rebate	24/12/2025	200.00
EF185663	99997	Jennifer Scorer	Senior Security Rebate	24/12/2025	300.00
EF185664	99997	Devassy Chakkappan	Senior Security Rebate	24/12/2025	200.00
EF185665	99997	Ann Palermo	Senior Security Rebate	24/12/2025	100.00

EF185666	99997	Robert Odgers	Senior Security Rebate	24/12/2025	200.00
EF185667	99997	Doreen Nairn	Senior Security Rebate	24/12/2025	500.00
EF185668	99997	David Martin	Senior Security Rebate	24/12/2025	500.00
EF185669	99997	Justin And Yukimi Price	Nappy And Sanitary Product Rebate	24/12/2025	47.00
EF185670	99997	Catherine Point Community Group	Resident Groups Grant Program	24/12/2025	3,440.00
EF185671	99997	Lyn Spearing	Coles Reimbursement	24/12/2025	32.50
EF185672	99997	Colleen Crowley	Employee Reimbursement	24/12/2025	185.47
EF185673	99997	Theayobusari Enterprises	Cultural Grant	24/12/2025	5,000.00
EF185674	99997	Friends Of Woodman Point Recreation Camp	Cultural Grant	24/12/2025	5,000.00
EF185675	99997	James Riley	Cultural Grant	24/12/2025	5,000.00
EF185676	99997	Creative Connections Art & Poetry	Cultural Grant	24/12/2025	1,000.00
EF185677	99997	Cockburn Toy Library Inc	Donation-Cockburn Toy Library	24/12/2025	8,500.00
EF185678	99997	Cockburn Marine Rescue	Donation-Cockburn Marine Rescue	24/12/2025	15,000.00
EF185679	99997	Cockburn Community And Cultural Council I	Donation-Cockburn Community And Cultural	24/12/2025	10,000.00
EF185680	99997	Cockburn Central Youthcare Council (Chur	Donation-Cockburn Central Youthcare Coun	24/12/2025	20,000.00
EF185681	99997	Yangebup Family Centre Inc	Donation-Yangebup Family Centre Inc	24/12/2025	15,000.00
EF185682	99997	Pineview Community Kindergarten Inc	Donation-Pineview Community Kindergarten	24/12/2025	5,000.00
EF185683	99997	Friends Of The Community Inc	Donation-Friends Of The Community Inc	24/12/2025	5,000.00
EF185684	99997	The Hub 6163 Inc	Donation-The Hub 6163	24/12/2025	15,000.00
EF185685	99997	St Vincent De Paul Society Wa Inc	Donation-St Vincent De Paul Society Yang	24/12/2025	13,000.00
EF185686	99997	Dance Ability Performing Arts Kelete (Da	Donation-Dapak	24/12/2025	4,500.00
EF185687	99997	Returned Services League City Of Cockbur	Donation-Cockburn Rsl	24/12/2025	15,000.00
EF185688	99997	Community Collective Hamilton Hill Incor	Donation-Community Collective Hamilton H	24/12/2025	5,000.00
EF185689	99997	Claire Jane Holland	Program Supplies	24/12/2025	48.41
EF185690	99997	Sailing On Wa Inc	Group Sponsorship Sailing On Wa Inc	24/12/2025	5,000.00
EF185691	10047	Alinta Energy	Natural Gas & Electricity Supply	24/12/2025	65,371.69
EF185692	11794	Synergy	Electricity Usage/Supplies	24/12/2025	464,076.73
EF185693	28571	Perth Energy Pty Ltd	Energy Supply	24/12/2025	7,774.89
EF185694	11758	Req Officers Do Not Use - Water Corp Utility Account Only - Please Refer To 1	Water Usage / Sundry Charges	18/12/2025	53,008.12
EF185695	11867	Kevin John Allen	Elected Member Sitting Fees & Allowances	24/12/2025	2,956.67
EF185696	12740	Logan Howlett	Elected Member Sitting Fees & Allowances	24/12/2025	12,810.75
EF185697	19059	Carol Reeve-Fowkes	Elected Member Sitting Fees & Allowances	24/12/2025	3,658.64
EF185698	25353	Philip Eva	Elected Member Sitting Fees & Allowances	24/12/2025	2,956.67
EF185699	27327	Chontelle Stone	Elected Member Sitting Fees & Allowances	24/12/2025	2,956.67
EF185700	27871	Tom Widenbar	Elected Member Sitting Fees & Allowances	24/12/2025	2,956.67
EF185701	27872	Phoebe Corke	Elected Member Sitting Fees & Allowances	24/12/2025	5,676.44
EF185702	28238	Tarun Dewan	Elected Member Sitting Fees & Allowances	24/12/2025	3,291.21
EF185703	28717	Carol Lechun Zhang	Elected Member Sitting Fees & Allowances	24/12/2025	3,501.82
EF185704	29319	Hilda G Srhoy	Elected Member	24/12/2025	2,956.67
EF185705	10118	Australia Post	Postage Charges	24/12/2025	40,642.81
EF185706	10246	Bunnings Building Supplies Pty Ltd	Hardware Supplies	24/12/2025	1,586.85
EF185707	10683	Gronbek Security	Locksmith Services	24/12/2025	2,128.75
EF185708	19533	Woolworths Group Ltd (Woolworths & Big W)	Groceries	24/12/2025	1,666.90
EF185709	25813	Lg Connect Pty Ltd	Erp Systems Development	24/12/2025	4,594.38
EF185710	26735	Shane McMaster Surveys	Survey Services	24/12/2025	8,195.00
EF185711	27010	Quantum Building Services Pty Ltd	Building Maintenance	24/12/2025	75,119.65
EF185712	27046	Tfh Hire Services Pty Ltd	Hire Fencing	24/12/2025	396.00
EF185713	27054	Vocus Pty Ltd	Telecommunications	24/12/2025	2,484.16
EF185714	29282	Leverock Pty Ltd Sportsworld Of Wa	Swim Gear	24/12/2025	4,362.10

EF185715	29313	Cross Hire Equipment Group Pty Ltd Smart Workzone Hire	Traffic Hire Equipment	24/12/2025	1,908.00
EF185716	99997	Michelle Buck	Coogee Maritime Trail Volunteer Program	24/12/2025	119.00
EF185717	99997	Michael Faulkner	Employee Reimbursment	24/12/2025	2,374.04
EF185718	99997	Michael Faulkner	Employee Reimbursment	24/12/2025	193.36
EF185719	99997	Vj Hartill & Gt Maker	Employee Reimbursement	24/12/2025	107.20
EF185720	99997	Laura Hutchinson	Employee Reimbursement	24/12/2025	60.00
EF185721	99997	Richard Brook	Coogee Maritime Trail Volunteer Program	24/12/2025	129.00
EF185722	99997	Lyn Spearing	Woolworths Afternoon Tea	24/12/2025	20.50
EF185723	99997	Bianca Fleur Stockwell	Employee Reimbursement	24/12/2025	560.80
EF185724	99997	Lexis And Tim Naylor	Compost Bin Rebate	24/12/2025	50.00
EF185725	99997	Rhianne Miller	Volunteer Reimbursement	24/12/2025	129.00
EF185726	99997	Bibra Lake Residents Association	Resident Groups Grant Program - Mural	24/12/2025	950.00
EF185727	99997	Catherine Point Community Group	Resident Groups Grant Program - Music	24/12/2025	1,730.00
EF185728	99997	Claire Melville	Refund - 2026 Calendar Change	24/12/2025	160.00
EF185729	99997	Bibra Lake Residents Association	Delegated Authority Lgacs7 - Flyer	24/12/2025	355.00
EF185730	99997	Coogee Beach Progress Association	Resident Groups Grant Program	24/12/2025	399.30
EF185731	99997	Bibra Lake Primary School	Contribution To Bus Hire	24/12/2025	440.00
EF185732	99997	Lisa And Paul Ferraro	Cpa Reimbursement	24/12/2025	898.80
EF185733	29060	Superchoice Services Pty Limited - Sgc Payments Contractor	Payroll Deductions	24/12/2025	4,868.33
		<b>TOTAL OF 599 EFT PAYMENTS</b>			<b>18,612,400.93</b>
		<b>LESS: CANCELLED EFT PAYMENTS</b>			
EF184284	99996	Rates And Property Related Eft Refunds (Not Bonds)	Rates And Property Related Refunds	15/12/2025	-100.00
EF184692	88888	Sundry Creditor Eft	Refund	3/12/2025	-100.00
EF184746	99997	Coc Grants, Donations & Refunds	Grants, Donations & Refunds	15/12/2025	-500.00
EF184771	99997	Coc Grants, Donations & Refunds	Grants, Donations & Refunds	15/12/2025	-200.00
EF184775	99997	Coc Grants, Donations & Refunds	Grants, Donations & Refunds	2/12/2025	-24.75
EF185137	99997	Coc Grants, Donations & Refunds	Grants, Donations & Refunds	24/12/2025	-45.00
EF185145	99997	Coc Grants, Donations & Refunds	Grants, Donations & Refunds	4/12/2025	-7,137.90
		<b>TOTAL CANCELLED EFT PAYMENT</b>			<b>-8,107.65</b>
		<b>TOTAL EFT PAYMENTS ( EXCL. CANCELLED PAYMENTS)</b>			<b>18,604,293.28</b>
		<b><u>ADD: BANK FEES</u></b>			
		FAT ZEBRA PAYMENT SERVICE			7,308.25
		BPAY BATCH FEE			10.08
		MERCHANT FEES COC			2327.22
		MERCHANT FEES MARINA			157.73
		MERCHANT FEES ARC			2815.29
		MERCHANT FEES VARIOUS OUT CENTRES			1531.43
		NATIONAL BPAY CHARGE			3,938.50
		RTGS/ACLR FEE			
		NAB TRANSACT FEE			111.90
		AMEX FEES			1583.09

147 of 310

## City of Cockburn

## Credit Card Transactions Report

Transactions Post Date Between 31-Oct-2025 and 28-Nov-2025

Date	Service Provider	Card Liability	Expense Category
<b>CEO</b>		<b>4,463.60</b>	
31/10/2025	CITY OF FREMANTLE	8.00	Parking Expenses
3/11/2025	CPP Convention Centre	12.62	Parking Expenses
5/11/2025	Ibis Darl Harbour OPI	1,479.63	Travel and Accommodation
5/11/2025	LIME ESPRESSO SANDWI	41.92	Travel and Accommodation
10/11/2025	ICC Sydney	39.50	Travel and Accommodation
10/11/2025	TAP EASE	215.15	Travel and Accommodation
10/11/2025	TAXIPAY AUSTRALIA	217.69	Travel and Accommodation
10/11/2025	TAXIPAY AUSTRALIA	75.08	Travel and Accommodation
10/11/2025	ZLR*Swift Cabs	69.62	Travel and Accommodation
13/11/2025	EasyPark	10.00	Travel and Accommodation
17/11/2025	QANTAS	2,285.46	Travel and Accommodation
24/11/2025	EasyPark	4.68	Parking Expenses
24/11/2025	EasyPark	4.25	Parking Expenses
<b>Director Infrastructure Services</b>		<b>32.00</b>	
3/11/2025	WANEWSDTI	32.00	Subscriptions and Memberships
<b>Waste Collection Supervisor</b>		<b>334.40</b>	
28/11/2025	BOSS INDUSTRIAL	334.40	Supplies and Materials Purchases
<b>Financial Counsellor</b>		<b>248.40</b>	
31/10/2025	EasyPark ANDRE CHAN	29.70	Parking Expenses
31/10/2025	EasyPark ANDRE CHAN	15.05	Parking Expenses
5/11/2025	Woolworths Online ANDRE CHAN	67.90	Meeting/Workshop Catering
26/11/2025	SWAN TAXIS PTY LTD ANDRE CHAN	26.25	Travel and Accommodation
26/11/2025	Woolworths Online ANDRE CHAN	82.50	Meeting/Workshop Catering
28/11/2025	SPACETOCO VENUE HIRE ANDRE CHAN	27.00	Hire of Equipment and Facilities
<b>Library Technology Coordinator</b>		<b>1,216.29</b>	
12/11/2025	Windcave	406.15	Subscriptions and Memberships
13/11/2025	WOOLWORTHS 4367	7.64	Supplies and Materials Purchases
14/11/2025	POST SUCCESS LPO	32.30	Office Supplies
14/11/2025	WOOLWORTHS 4703	15.30	Supplies and Materials Purchases
17/11/2025	DREAMIT.AU* DREAMIT HO	234.70	Subscriptions and Memberships
17/11/2025	INTNL TRANSACTION FEE	0.85	Subscriptions and Memberships
17/11/2025	OPENAI *CHATGPT SUBSCR	33.84	Subscriptions and Memberships
20/11/2025	WOOLWORTHS 4367	9.21	Supplies and Materials Purchases
24/11/2025	AMAZON AU MARKETPLACE	194.85	Office Supplies
24/11/2025	AMAZON AU RETAIL	163.05	Supplies and Materials Purchases
24/11/2025	AMAZON AU RETAIL	32.95	Office Supplies
24/11/2025	CAMPSITE.BIO	10.91	Subscriptions and Memberships
24/11/2025	ICONS8.COM	23.37	Subscriptions and Memberships
24/11/2025	INTNL TRANSACTION FEE	0.58	Subscriptions and Memberships
24/11/2025	INTNL TRANSACTION FEE	0.27	Subscriptions and Memberships
27/11/2025	OFFICEWORKS	41.95	Supplies and Materials Purchases
27/11/2025	WOOLWORTHS 4367	8.37	Supplies and Materials Purchases
<b>Service Lead Cockburn Libraries</b>		<b>1,998.53</b>	
3/11/2025	FACEBK *J3JG27MHE2	153.37	Advertising



4/11/2025	SQ *THE HENNA LEAF PER	650.00	Events and Functions
6/11/2025	AMAZON AU MARKETPLACE	55.18	Supplies and Materials Purchases
10/11/2025	MYO*GREEN WORLD INDOOR	368.87	Hire of Equipment and Facilities
11/11/2025	AMAZON AU MARKETPLACE	14.18	Supplies and Materials Purchases
12/11/2025	AMAZON AU MARKETPLACE	24.41	Supplies and Materials Purchases
12/11/2025	AMAZON AU RETAIL	37.36	Supplies and Materials Purchases
12/11/2025	AMAZON AU RETAIL	37.23	Supplies and Materials Purchases
14/11/2025	EZI*ALIA	490.00	Professional Services
18/11/2025	BP EX THOMSNS L 5992	9.20	Supplies and Materials Purchases
19/11/2025	AMAZON AU RETAIL	72.60	Supplies and Materials Purchases
24/11/2025	FACEBK *M9YCT8ZHE2	20.63	Advertising
24/11/2025	FACEBK *TVAWA8VHE2	41.25	Supplies and Materials Purchases
25/11/2025	FACEBK *EEAY28HHE2	12.93	Advertising
26/11/2025	FACEBK *E7YB59MHE2	11.32	Advertising

**Organisational Development Specialist****2,201.23**

6/11/2025	SEMINARS AUS PL	420.75	Conferences and Seminars
14/11/2025	AUSTRALIA WIDE FIRST A	59.00	Training & Professional Development
17/11/2025	RLSSWA	179.00	Training & Professional Development
17/11/2025	ST JOHN AMBULANCE AUST	89.00	Training & Professional Development
18/11/2025	ATI MIRAGE TRAINING	387.00	Training & Professional Development
19/11/2025	CCF SA LTD	390.00	Training & Professional Development
21/11/2025	PLANNING INSTITUTE AUS	390.00	Training & Professional Development
28/11/2025	INTNL TRANSACTION FEE	6.99	Training & Professional Development
28/11/2025	MENTIMETER BASIC	279.49	Training & Professional Development

**Service Lead Waste Managment****107.49**

17/11/2025	MACK 1 MOTOR CYCLES	107.49	Motor Vehicle Expenses
------------	---------------------	--------	------------------------

**Director Corporate and System Services****1,668.59**

7/11/2025	AKOLADE PTY LTD CARISSA LOUISE BYWATER	1,648.90	Conferences and Seminars
17/11/2025	CPP Council House CARISSA LOUISE BYWATER	19.69	Parking Expenses

**Service Manager Communications and Engagement****3,871.59**

3/11/2025	FACEBK *F7ZMY5RMT2	1,144.30	Advertising
6/11/2025	WWW.AIRVIEWONLINE.COM	120.00	Advertising
7/11/2025	WWW.AIRVIEWONLINE.COM	120.00	Advertising
7/11/2025	WWW.AIRVIEWONLINE.COM	120.00	Advertising
14/11/2025	WWW.AIRVIEWONLINE.COM	120.00	Advertising
18/11/2025	WWW.AIRVIEWONLINE.COM	160.00	Advertising
18/11/2025	WWW.AIRVIEWONLINE.COM	120.00	Advertising
18/11/2025	WWW.AIRVIEWONLINE.COM	120.00	Advertising
18/11/2025	WWW.AIRVIEWONLINE.COM	120.00	Advertising
18/11/2025	FIGMA	101.51	Subscriptions and Memberships
18/11/2025	INTNL TRANSACTION FEE	2.54	Bank and Other Fees
20/11/2025	BIGW ONLINE	66.95	Office Supplies
24/11/2025	FACEBK *86NJW65MT2	1,388.00	Advertising
26/11/2025	OFFICEWORKS	110.95	Office Supplies
26/11/2025	LNK.BIO	1.54	Subscriptions and Memberships
26/11/2025	INTNL TRANSACTION FEE	0.04	Bank and Other Fees
27/11/2025	BITLY.COM	54.40	Subscriptions and Memberships
27/11/2025	INTNL TRANSACTION FEE	1.36	Bank and Other Fees

**Chief Financial Officer****211.90**

24/11/2025	WOOLWORTHS 4367 MR AARON THOMAS	211.90	Events and Functions
------------	---------------------------------	--------	----------------------

**Art and Culture Coordinator****581.14**

10/11/2025	SPOTLIGHT PTY LTD	140.85	Supplies and Materials Purchases
------------	-------------------	--------	----------------------------------

11/11/2025	SPOTLIGHT COCKBURN	56.50	Supplies and Materials Purchases
12/11/2025	FLOWER STATION WA	70.76	Supplies and Materials Purchases
17/11/2025	COLES 7545	49.40	Supplies and Materials Purchases
17/11/2025	COLES 7545	11.45	Meeting/Workshop Catering
17/11/2025	KMART 1024	65.50	Supplies and Materials Purchases
18/11/2025	ALDI STORES	94.93	Meeting/Workshop Catering
19/11/2025	THE REJECT SHOP	10.00	Supplies and Materials Purchases
24/11/2025	RED DOT STORES	19.84	Supplies and Materials Purchases
28/11/2025	BIG W 0444	14.00	Supplies and Materials Purchases
28/11/2025	BIG W 0455	8.00	Supplies and Materials Purchases
28/11/2025	BUNNINGS 729000	39.91	Supplies and Materials Purchases

**City Facilities Coordinator** **424.50**

19/11/2025	MULFORD PLASTICS	335.50	Supplies and Materials Purchases
21/11/2025	OFFICEWORKS 0620	89.00	Office Supplies

**Waste Education Coordinator** **76.00**

10/11/2025	SPACETOCO VENUE HIRE	19.00	Hire of Equipment and Facilities
17/11/2025	SPACETOCO VENUE HIRE	57.00	Hire of Equipment and Facilities

**Group Manager People and Organisation Performance** **330.38**

3/11/2025	ANNUAL FEE	29.33	Bank and Other Fees
26/11/2025	AWARDS AND TROPHIES	301.05	Training & Professional Development

**Principal Economic Development** **1,039.07**

7/11/2025	PORTUGUESE DELIGHTS	468.28	Meeting/Workshop Catering
17/11/2025	EB *Roll Jingle amp Mi	30.28	Meeting/Workshop Catering
17/11/2025	SQ *DANISH CHEEMA	120.00	Office Supplies
20/11/2025	CPP Council House	11.61	Parking Expenses
20/11/2025	ASPECTS OF KINGS PARK	330.00	Supplies and Materials Purchases
20/11/2025	LADLE + PRESS TOWERS	14.48	Meeting/Workshop Catering
21/11/2025	Wilson Parking Austral	7.10	Parking Expenses
21/11/2025	THE AMERICAN CHAMB	- 100.00	Conferences and Seminars
24/11/2025	ZLR*Long Neck Public H	22.21	Travel and Accommodation
27/11/2025	Live Payments	103.86	Travel and Accommodation
28/11/2025	TICKETS* AIDN WA -	31.25	Events and Functions

**Fire and Emergency Management Manager** **101.99**

7/11/2025	COLES 0494	9.00	Meeting/Workshop Catering
12/11/2025	DOLCE SALATO	63.00	Meeting/Workshop Catering
13/11/2025	TONY ALE AND CO	29.99	Meeting/Workshop Catering

**Principal Advocacy and Public Policy** **477.75**

4/11/2025	DOREA PTY LTD	19.50	Meeting/Workshop Catering
4/11/2025	EasyPark	6.09	Parking Expenses
4/11/2025	WANEWSDTI	32.00	Subscriptions and Memberships
18/11/2025	WOOLWORTHS 4367	137.90	Supplies and Materials Purchases
25/11/2025	ACT CABS 0261030882	39.38	Travel and Accommodation
25/11/2025	SQ *PEACEMAKER SALOON	26.28	Travel and Accommodation
26/11/2025	ACT CABS 0261030882	20.90	Travel and Accommodation
26/11/2025	DEPT. OF PARLIAMENTA	9.90	Travel and Accommodation
26/11/2025	DEPT. OF PARLIAMENTA	9.80	Meeting/Workshop Catering
26/11/2025	LAZY SU	35.49	Travel and Accommodation
26/11/2025	UBER *TRIP HELP.UBER.C	24.27	Travel and Accommodation
28/11/2025	DEPT. OF PARLIAMENTA	8.30	Meeting/Workshop Catering
28/11/2025	Live Payments	54.71	Travel and Accommodation
28/11/2025	MCDONALDS BRADDON	10.60	Travel and Accommodation
28/11/2025	UBER *TRIP HELP.UBER.C	42.63	Travel and Accommodation

**Adult Services Coordinator****118.63**

4/11/2025	MISS MAUD	-	74.00	Meeting/Workshop Catering
5/11/2025	WOOLWORTHS 4367		70.00	Meeting/Workshop Catering
5/11/2025	WOOLWORTHS 4367		70.00	Meeting/Workshop Catering
11/11/2025	COLES 0490		8.45	Meeting/Workshop Catering
17/11/2025	SPACETOCO VENUE HIRE		13.00	Hire of Equipment and Facilities
19/11/2025	BIG W 0455		15.00	Supplies and Materials Purchases
24/11/2025	FARMER JACKS SPEARWO		16.18	Meeting/Workshop Catering
26/11/2025	SPOTLIGHT MELVILLE		58.00	Supplies and Materials Purchases
26/11/2025	SPOTLIGHT MELVILLE	-	58.00	Supplies and Materials Purchases

**Service Lead Cockburn Care Operations****153.90**

4/11/2025	Woolworths Online		153.90	Supplies and Materials Purchases
-----------	-------------------	--	--------	----------------------------------

**Service Manager Community Development****50.38**

20/11/2025	PUBLIC TRANSPORT AUTHO		5.20	Travel and Accommodation
21/11/2025	Canva* 04706-13938422		39.98	Subscriptions and Memberships
21/11/2025	PUBLIC TRANSPORT AUTHO		5.20	Travel and Accommodation

**Library Technician****373.87**

6/11/2025	OFFICEWORKS		71.13	Supplies and Materials Purchases
6/11/2025	SP JB HI-FI ONLINE		83.95	Supplies and Materials Purchases
10/11/2025	SP JB HI-FI ONLINE		218.79	Supplies and Materials Purchases

**Collection Development Librarian****274.85**

5/11/2025	SP JB HI-FI ONLINE		89.94	Supplies and Materials Purchases
24/11/2025	Booktopia		86.48	Supplies and Materials Purchases
25/11/2025	SP JB HI-FI ONLINE		98.43	Supplies and Materials Purchases

**Service Manager Library, Place and Culture****11.11**

17/11/2025	CPP State Library		11.11	Parking Expenses
------------	-------------------	--	-------	------------------

**Chief Information Officer****152.13**

6/11/2025	PAYPAL *4CABLING		152.13	Equipment Purchases
-----------	------------------	--	--------	---------------------

**Children's Development Officer****223.92**

4/11/2025	SPOTLIGHT MELVILLE		80.00	Supplies and Materials Purchases
4/11/2025	WOOLWORTHS 4367		48.46	Meeting/Workshop Catering
13/11/2025	LS THE POTTERS MARKET		53.55	Supplies and Materials Purchases
13/11/2025	OFFICEWORKS 0616		19.68	Supplies and Materials Purchases
13/11/2025	OFFICEWORKS 0616		9.99	Supplies and Materials Purchases
24/11/2025	OFFICEWORKS 0616	-	59.76	Supplies and Materials Purchases
27/11/2025	DANGERFIELD COCKBURN		72.00	Events and Functions

**Service Lead Rangers and Parking****601.64**

3/11/2025	ADINA PENTRIDGE		35.93	Travel and Accommodation
3/11/2025	UBER *TRIP HELP.UBER.C		132.79	Travel and Accommodation
11/11/2025	SMP*Visual Workwear		21.35	Supplies and Materials Purchases
11/11/2025	TOTALLY WORKWEAR SUCCE		198.00	Supplies and Materials Purchases
12/11/2025	SMP*Visual Workwear		18.06	Supplies and Materials Purchases
24/11/2025	DEPARTMENT OF PRIMARY		82.57	Application, Licence, Registration Fees
26/11/2025	OFFICEWORKS 0620		95.34	Supplies and Materials Purchases
28/11/2025	Lucid Software Inc.		17.60	Subscriptions and Memberships

**Service Lead Seniors Centre****2,405.09**

5/11/2025	DEPT OF RACING GAMIN		60.50	Events and Functions
-----------	----------------------	--	-------	----------------------

6/11/2025	DEPT OF RACING GAMIN	60.50	Events and Functions
11/11/2025	IKEA PTY LIMITED	239.00	Events and Functions
11/11/2025	PERTH MINT* RKQEHLP	906.10	Events and Functions
12/11/2025	SPOTLIGHT PTY LTD	207.95	Supplies and Materials Purchases
17/11/2025	CHAM W L PTY LTD	931.04	Events and Functions

**Young Peoples Services Librarian****139.99**

31/10/2025	GARDEN CITY NEWS	16.99	Supplies and Materials Purchases
24/11/2025	BIGW ONLINE	133.00	Supplies and Materials Purchases
24/11/2025	BIGW ONLINE	- 10.00	Supplies and Materials Purchases

**Director Sustainable Development and Safety****22.28**

31/10/2025	CITY OF PERTH	5.05	Parking Expenses
7/11/2025	Wilson Parking Austral	17.23	Parking Expenses

**Senior Centre Programs Booking Officer****7,796.83**

10/11/2025	TM *TICKETMASTERAU	2,838.95	Events and Functions
12/11/2025	GREEN PACK	331.63	Supplies and Materials Purchases
17/11/2025	SPACETOCO VENUE HIRE	169.00	Hire of Equipment and Facilities
18/11/2025	NYUNGARTOURS.COM.AU	1,510.25	Events and Functions
19/11/2025	STH METROPOLITAN TAFE	1,380.00	Events and Functions
26/11/2025	SQ *COCKBURN COMMUNITY	300.00	Equipment Purchases
26/11/2025	SQ *COCKBURN COMMUNITY	250.00	Professional Services
26/11/2025	SQ *THE SWAN	1,017.00	Events and Functions

**Service Manager Sustainability****177.25**

7/11/2025	Jaycar Pty Ltd	111.85	Supplies and Materials Purchases
19/11/2025	WP*WORDPRESS UB7034GQ2	19.80	Subscriptions and Memberships
21/11/2025	TRYBOOKING*AAEE WA Cha	45.60	Training & Professional Development

**Group Manager Development and Safety****68.45**

21/11/2025	BIG W 0455	53.30	Supplies and Materials Purchases
28/11/2025	SP Kings Square	15.15	Parking Expenses

**Family & Community Services Manager****587.36**

7/11/2025	CPP Terrace Road	16.66	Parking Expenses
12/11/2025	CPP Terrace Road	19.18	Parking Expenses
12/11/2025	Pan Pacific	40.00	Parking Expenses
17/11/2025	SPACETOCO VENUE HIRE	157.50	Hire of Equipment and Facilities
17/11/2025	SPACETOCO VENUE HIRE	27.00	Hire of Equipment and Facilities
20/11/2025	CPP Citiplace	23.22	Parking Expenses
21/11/2025	ETHICALJOBS.COM.AU	187.00	Advertising
26/11/2025	WOOLWORTHS 4394	111.30	Meeting/Workshop Catering
27/11/2025	CITY OF FREMANTLE	5.50	Parking Expenses

**Service Lead Cockburn ARC****152.16**

3/11/2025	FACEBK *R27YD7VC52	143.26	Advertising
7/11/2025	BUNNINGS 303000	8.90	Supplies and Materials Purchases

**Infrastructure & Operations Coordinator****167.85**

17/11/2025	IKEA PERTH	167.85	Equipment Purchases
------------	------------	--------	---------------------

**Health, Fitness and Wellbeing Coordinator****741.34**

7/11/2025	IKEA PTY LIMITED	67.00	Supplies and Materials Purchases
7/11/2025	SP HOLI COLOUR POWDER	187.60	Supplies and Materials Purchases
7/11/2025	SP MICCA MARKETING	120.00	Supplies and Materials Purchases
17/11/2025	WOOLWORTHS 4170	47.25	Supplies and Materials Purchases

17/11/2025	WOOLWORTHS 4813	116.50	Supplies and Materials Purchases
27/11/2025	SLIMLINE WAREHOUSE	202.99	Equipment Purchases

**Customer Experience Coordinator - ARC****2,743.81**

3/11/2025	Canva* 04688-5865949	17.99	Subscriptions and Memberships
3/11/2025	Google ADS7377651407	73.04	Advertising
5/11/2025	NAAVI PTY LTD	32.00	Subscriptions and Memberships
6/11/2025	WOOLWORTHS 4394	27.98	Supplies and Materials Purchases
7/11/2025	INTNL TRANSACTION FEE	4.45	Bank and Other Fees
7/11/2025	OUTGROW	178.13	Subscriptions and Memberships
10/11/2025	FC* FLATICON PREMIUM Y	152.90	Subscriptions and Memberships
10/11/2025	GYMSALES.NET	242.00	Subscriptions and Memberships
10/11/2025	GYMSALES.NET	170.50	Supplies and Materials Purchases
10/11/2025	SP YOUR REFORMER	154.64	Supplies and Materials Purchases
13/11/2025	iStock.com	93.50	Subscriptions and Memberships
13/11/2025	SP JB HI-FI ONLINE	94.94	Equipment Purchases
17/11/2025	AMAZON AU MARKETPLACE	31.99	Equipment Purchases
17/11/2025	COLES 0490	238.00	Supplies and Materials Purchases
19/11/2025	Ergolink	266.50	Equipment Purchases
20/11/2025	OFFICEWORKS 0616	36.00	Supplies and Materials Purchases
25/11/2025	BUNNINGS GROUP LTD	149.00	Equipment Purchases
26/11/2025	DELIGHTED LLC	386.59	Subscriptions and Memberships
26/11/2025	INTNL TRANSACTION FEE	9.66	Bank and Other Fees
27/11/2025	SP JB HI-FI ONLINE	229.00	Equipment Purchases
28/11/2025	Subway Jankadot	155.00	Meeting/Workshop Catering

**Youth Centre Coordinator****422.33**

17/11/2025	SP DEX BLAZER DESIGNS	35.00	Program Costs
17/11/2025	SQ *CARNATIONS	16.00	Events and Functions
17/11/2025	SQ *DRAWN BINARY - KRI	71.33	Events and Functions
17/11/2025	SQ *WITCH'S AURA	20.00	Events and Functions
28/11/2025	Caversham Wildlife Pa	280.00	Program Costs

**Branch Support Librarian****600.65**

5/11/2025	AMAZON AU RETAIL	50.61	Supplies and Materials Purchases
13/11/2025	PAYPAL *SPOTLIGHTPT	28.00	Supplies and Materials Purchases
14/11/2025	PAYPAL *BIG W	62.00	Supplies and Materials Purchases
14/11/2025	PAYPAL *OFFICEWORKS	162.05	Supplies and Materials Purchases
17/11/2025	NEWS PTY LIMITED	88.00	Supplies and Materials Purchases
20/11/2025	COLES 0490	11.20	Supplies and Materials Purchases
26/11/2025	TEMU.COM	41.13	Supplies and Materials Purchases
26/11/2025	Woolworths Online	52.00	Supplies and Materials Purchases
27/11/2025	AMAZON AU MARKETPLACE	73.66	Supplies and Materials Purchases
28/11/2025	BIGW ONLINE	32.00	Supplies and Materials Purchases

**Service Lead Events and Culture****588.05**

3/11/2025	BIG W 0455	22.85	Supplies and Materials Purchases
14/11/2025	SP MEDIPRO SPORTS TAPE	19.50	Supplies and Materials Purchases
21/11/2025	BIGW ONLINE	98.00	Supplies and Materials Purchases
27/11/2025	CREATIVE CANARY	447.70	Advertising

**Branch Manager - Spearwood Library****267.62**

4/11/2025	Neverfail Springwater	46.20	Hire of Equipment and Facilities
5/11/2025	MYO*GREEN WORLD INDOOR	221.42	Hire of Equipment and Facilities

**Service Lead Parks****506.83**

5/11/2025	DMIRS EAST PERTH	44.00	Application, Licence, Registration Fees
26/11/2025	AUTO CONTROL SYSTEMS	462.83	Professional Services

**Social Club Coordinator****1,001.84**

5/11/2025	WOOLWORTHS 4703	92.47	Supplies and Materials Purchases
11/11/2025	Woolworths Online	259.50	Supplies and Materials Purchases
17/11/2025	COSTCO WHOLESALE AUSTR	208.95	Supplies and Materials Purchases
19/11/2025	AMAZON AU MARKETPLACE	99.98	Supplies and Materials Purchases
19/11/2025	HAMILTON HILL IGA	47.30	Supplies and Materials Purchases
20/11/2025	HH RED CHICKEN PTY L	70.39	Supplies and Materials Purchases
24/11/2025	QUALITY AGING	64.95	Subscriptions and Memberships
25/11/2025	Woolworths Online	158.30	Supplies and Materials Purchases

**Service Manager Health and Building Services****429.35**

14/11/2025	OFFICEWORKS	25.90	Supplies and Materials Purchases
17/11/2025	Surfing Lizard	403.45	Meeting/Workshop Catering

**Events Coordinator****3,103.37**

31/10/2025	iStock.com	14.30	Supplies and Materials Purchases
31/10/2025	BUGGYBUDDYS	559.63	Professional Services
4/11/2025	CALTEX BYFORD	147.99	Motor Vehicle Expenses
10/11/2025	TEMU.COM	57.42	Supplies and Materials Purchases
12/11/2025	THE REJECT SHOP	9.00	Supplies and Materials Purchases
13/11/2025	WOOLWORTHS 4367	45.74	Supplies and Materials Purchases
17/11/2025	TUCKER FRESH TREEBY	24.68	Supplies and Materials Purchases
17/11/2025	SPACETOCO VENUE HIRE	300.00	Hire of Equipment and Facilities
17/11/2025	SIRA HAIR BEAUTY	1,000.00	Supplies and Materials Purchases
17/11/2025	BUNNINGS 729000	40.00	Supplies and Materials Purchases
18/11/2025	PAPERLESS POST	190.00	Supplies and Materials Purchases
19/11/2025	TEMU.COM	74.08	Supplies and Materials Purchases
20/11/2025	Coles Online	398.60	Supplies and Materials Purchases
26/11/2025	KMART	114.00	Supplies and Materials Purchases
27/11/2025	KMART	- 5.00	Supplies and Materials Purchases
28/11/2025	7-ELEVEN 3010	132.93	Motor Vehicle Expenses

**Executive Assistant to the CEO****1,165.85**

6/11/2025	OFFICEWORKS	30.00	Office Supplies
7/11/2025	LEGALWISE AUR-17492	424.62	Training & Professional Development
17/11/2025	TRYBOOKING*National Gr	150.50	Conferences and Seminars
19/11/2025	OFFICEWORKS	425.72	Office Supplies
20/11/2025	OFFICEWORKS	- 25.19	Office Supplies
20/11/2025	Subway Spearwood 19850	61.20	Meeting/Workshop Catering
20/11/2025	WALGA EVENTS	99.00	Conferences and Seminars

**Service Lead Young People****1,953.52**

5/11/2025	Woolworths Online	132.30	Program Costs
12/11/2025	BOUNCE HOLDINGS AUSTR	953.50	Program Costs
12/11/2025	Woolworths Online	135.76	Program Costs
19/11/2025	Woolworths Online	126.43	Program Costs
20/11/2025	BOUNCE HOLDINGS AUSTR	476.75	Program Costs
26/11/2025	COLES 0490	128.78	Program Costs

**Service Manager Procurement and Contracts****1,011.90**

6/11/2025	POST SPEARWOOD LPO	1,011.90	Events and Functions
-----------	--------------------	----------	----------------------

**Events Officer****558.64**

31/10/2025	THE REJECT SHOP	24.00	Events and Functions
3/11/2025	COLES 0494	76.60	Events and Functions
13/11/2025	WOOLWORTHS 4357	7.20	Events and Functions
14/11/2025	BUNNINGS 303000	99.80	Events and Functions

14/11/2025	BUNNINGS 303000	75.00	Events and Functions
14/11/2025	BUNNINGS 303000	49.90	Events and Functions
17/11/2025	BUNNINGS 729000	56.94	Events and Functions
17/11/2025	BUNNINGS 729000	38.80	Events and Functions
18/11/2025	BP EX THOMSNS L 5992	32.37	Events and Functions
18/11/2025	YOUR DAILY GRIND	55.63	Events and Functions
27/11/2025	KMART 1362	42.40	Events and Functions

**Service Manager Community Services****494.50**

5/11/2025	MYO*Harmony Kids	494.50	Subscriptions and Memberships
-----------	------------------	--------	-------------------------------

**Service Manager Recreation Services****22.50**

21/11/2025	BIG W 0455	22.50	Office Supplies
------------	------------	-------	-----------------

**Citizenship and Civic Services Supervisor****630.74**

4/11/2025	ZLR*TruGreen	268.00	Events and Functions
7/11/2025	COSTCO WHOLESALE AUSTR	215.92	Meeting/Workshop Catering
7/11/2025	COSTCO WHOLESALE AUSTR	107.96	Meeting/Workshop Catering
17/11/2025	OFFICEWORKS 0616	38.86	Office Supplies

**Senior Youth Outreach Worker****381.32**

4/11/2025	RUDRA GROUP ONE PTY LT	7.50	Program Costs
12/11/2025	COLES 0490	96.65	Program Costs
12/11/2025	COLES 0490	42.50	Program Costs
18/11/2025	RUDRA GROUP ONE PTY LT	11.50	Program Costs
19/11/2025	Yo - ChiCockburnCen	22.67	Program Costs
20/11/2025	Subway Gateway	1.50	Program Costs
20/11/2025	WORK CLOBBER	199.00	Program Costs

**Service Lead City Facilities****177.56**

27/11/2025	OFFICEWORKS	177.56	Supplies and Materials Purchases
------------	-------------	--------	----------------------------------

**Service Lead Community Development and Place****2,791.41**

4/11/2025	KMART 1362	239.00	Events and Functions
5/11/2025	OFFICEWORKS 0616	27.00	Supplies and Materials Purchases
5/11/2025	TEMU.COM	115.31	Events and Functions
5/11/2025	ZLR*Friends of the Com	200.00	Program Costs
6/11/2025	BIG W 0455	261.50	Events and Functions
7/11/2025	CAFE ROYAL CHAOS COCKB	263.66	Meeting/Workshop Catering
7/11/2025	SQ *FACEPAINTER EXTRA0	367.92	Program Costs
12/11/2025	Subway Spearwood 19850	76.45	Meeting/Workshop Catering
14/11/2025	SPACETOCO VENUE HIRE	60.00	Events and Functions
14/11/2025	WOOLWORTHS 4367	120.00	Events and Functions
17/11/2025	SPACETOCO VENUE HIRE	22.00	Hire of Equipment and Facilities
17/11/2025	SQ *CHUNKZ ACAI	25.55	Events and Functions
17/11/2025	SQ *LA TAQUERIA...THE	18.29	Events and Functions
17/11/2025	SQ *MOROCCAN FOOD STAT	19.00	Events and Functions
17/11/2025	SQ *PARMI & PASTA	24.46	Events and Functions
17/11/2025	ZLR*KJUN KITCHEN	19.27	Events and Functions
19/11/2025	BWS LIQUOR 4097	55.00	Meeting/Workshop Catering
19/11/2025	WOOLWORTHS 4367	114.55	Meeting/Workshop Catering
20/11/2025	ZLR*Maltia Caffè	232.72	Meeting/Workshop Catering
26/11/2025	BIG W 0455	53.00	Events and Functions
27/11/2025	INTNL TRANSACTION FEE	0.97	Bank and Other Fees
27/11/2025	WWW* BINGOBAKER.COM	38.78	Events and Functions
28/11/2025	BIG W 0455	272.00	Events and Functions
28/11/2025	GILBERTS FRESH HILTON	164.98	Program Costs

**Marina Manager****446.50**

5/11/2025	SQ *BRUCE NIXON	100.00	Office Supplies
12/11/2025	OFFICEWORKS	346.50	Supplies and Materials Purchases

**Library Technician- Systems****84.60**

25/11/2025	WOOLWORTHS 4703	9.60	Supplies and Materials Purchases
26/11/2025	KMART 1229	75.00	Supplies and Materials Purchases

**Senior Community Safety****11.02**

13/11/2025	INTNL TRANSACTION FEE	0.27	Bank and Other Fees
13/11/2025	ZEROTIER INC	10.75	Subscriptions and Memberships

Total Cards - 58	<b>\$ 52,997.79</b>
------------------	---------------------



## Credit Card Transactions - transacted in November paid in December 2025

Expense Category2	Description	\$
Advertising	Drone photo and video	1,000.00
	facebook Add	2,532.30
	Facebook advertising	198.25
	Hold page Coogee Live Web	447.70
	Job ad for CSS Coordinator	187.00
	KGA Advertising Oct Holidays	73.04
	Staff Training Catering	143.26
	<b>Advertising Total</b>	<b>4,581.55</b>
Application, Licence, Registration Fees	Hi Risk Work licence Renewal	44.00
	License fee for livestock	82.57
<b>Application, Licence, Registration Fees Total</b>		<b>126.57</b>
Bank and Other Fees	transaction fee	0.97
	Annual Fee	29.33
	international bank fees	3.94
	International Transaction Fee	14.11
	INTNL transaction fee for CCTV VPN	0.27
<b>Bank and Other Fees Total</b>		<b>48.62</b>
Conferences and Seminars	NGAA ticket	150.50
	refund - event postponed	- 100.00
	Social Media Conference - Ash Crichton	1,648.90
	ticket	99.00
	Term, Redund & Unfair Dismiss C Howells	420.75
<b>Conferences and Seminars Total</b>		<b>2,219.15</b>
Equipment Purchases	Ergonomic Keyboard	229.00
	Filming Tripod	31.99
	Keyboard for Tracie	266.50
	Marketing Phone Case & Charger	94.94
	Network Cables	152.13
	Office Furniture	167.85
	Shelving	149.00
	Shelving units for SC	300.00
	TV Stand	202.99
<b>Equipment Purchases Total</b>		<b>1,594.40</b>
Events and Functions	2 x Gift Vouchers - Mega Bingo Snr Ctr	211.90
	Bingo game	38.78
	Bins	60.00
	catering	303.17
	Christmas	42.40
	CSC Cultural Outing	1,510.25
	CSC Outing	5,235.95
	Decorations	292.00
	Decorations and prizes	115.31
	Diwali Festival Henna Event	650.00
	Event items	239.00
	flood lights	99.80
	Fuel	32.37
	Laundering tablecloths SwearingIn dinner	268.00
	Liquor Licence	121.00
	mosaic	283.47
	Organisational Awards G/C	1,011.90
	Outing - Seniors Centre	1,837.14
	Pride event prizes	107.33
	prizes	533.50

<b>Events and Functions</b>	PRIZES RAFFLES	24.00
	Raffle Prizes - Frog notepads	72.00
	tickets to AIDN WA-End of Year function	31.25
<b>Events and Functions Total</b>		<b>13,120.52</b>
<b>Hire of Equipment and Facilities</b>	AF Community Classes Hall hire	169.00
	Baby Makes 3 meeting room hire	27.00
	Beeliar Hub venue hire	157.50
	Hire of manning park	300.00
	Hire of room for Chair Yoga at Coolbelup	13.00
	Hire of water cooler	46.20
	Indoor plant hire and maintenance	221.42
	Indoor plant hire Success Library	368.87
	Room hire	22.00
	Room hire for Baby Makes 3 Program	27.00
	Venue hire for community workshop	76.00
<b>Hire of Equipment and Facilities Total</b>		<b>1,427.99</b>
<b>Meeting/Workshop Catering</b>	catering	433.21
	Catering for Mem hall art workshops	94.93
	catering for micro networking event	468.28
	Catering for monthly ELT	61.20
	Catering for Wise Women Workshop	111.30
	Cockburn Trek Volunteer Recogtn Refreshm	403.45
	Committee meeting morning tea	9.00
	Emergency Services Review Meeting Cater	92.99
	Food for Children's Reference Group meet	48.46
	Food for My Time program	150.40
	Makers market catering	11.45
	Meeting at westralia square w/ Built	14.48
	Meeting refreshments	76.45
	MRG Meeting catering	232.72
	refreshments	8.30
	Refreshments for Laughter Yoga	8.45
	Refreshments for Rachael Johns author ta	16.18
	Refreshments MP Meeting	9.80
	Refund	- 74.00
	Shortbread volunteer thank you	140.00
	Sparkling mineral water Council Meetings	323.88
	Staff Training Catering	155.00
	US Consulate meeting refreshments	19.50
	coffee - meeting with third party	30.28
<b>Meeting/Workshop Catering Total</b>		<b>2,845.71</b>
<b>Motor Vehicle Expenses</b>	Filter	107.49
	Fuel for hire car vehicle	132.93
	Fuel for vehicle hire	147.99
<b>Motor Vehicle Expenses Total</b>		<b>388.41</b>
<b>Office Supplies</b>	CD reader to download old building plans	89.00
	Local marina photos	100.00
	Marketing supplies for Success library	227.80
	Postage of library supplies	32.30
	stationary	22.50
	stationery	177.90
	Stationery (citz ceremony) & 2026 diary	38.86
	Stationery for Office of the CEO	30.00
	Stationery supplies of Office of the CEO	- 25.19
	Stationery supplies Office of the CEO	425.72
	Transaction being Disputed	120.00

<b>Office Supplies Total</b>		<b>1,238.89</b>
<b>Parking Expenses</b>	Meeting at westralia square w/ Built	11.61
	Meeting in City	15.15
	Parking	8.93
	Parking at FC conference	44.75
	Parking for AICD Meeting 13.11.25	19.69
	Parking for ANROWS event	23.22
	Parking for FWC event	16.66
	Parking for IF meeting	5.50
	Parking for meeting	20.62
	Parking for training	59.18
	Parking Perth CBD	6.09
	Parking Perth City Urbis event	17.23
	State Library of WA meeting	11.11
	Vietnam delegation Henderson	7.10
	WA defence review launch event 30 Oct	5.05
<b>Parking Expenses Total</b>		<b>271.89</b>
<b>Professional Services</b>	HMI Control programming -Waterplayground	462.83
	Marketing and advertisement for Xmas	559.63
	Recruitment ALIA	490.00
	Refurbish and repaint SC Cabinet	250.00
<b>Professional Services Total</b>		<b>1,762.46</b>
<b>Program Costs</b>	Catering Friendship group	164.98
	Collection Bins	200.00
	Facepainter	367.92
	food supplies- Blissco	523.27
	Gone Fishing Program	139.15
	Outrage	280.00
	Outrage Program Payment	1,430.25
	Pride event prizes	35.00
	YP Employment & Training PPE	199.00
	YP Outreach engagement	1.50
	YP Outreach session	41.67
<b>Program Costs Total</b>		<b>3,382.74</b>
<b>Subscriptions and Memberships</b>	Aged care subscription	64.95
	FIGMA Subscription Dec 2025 - Jan 2026	101.51
	Graphic Software	17.99
	Gymsales - Gym	242.00
	Icon Graphics Annual Licence	152.90
	Library chatgpt subscription	34.69
	Library eftpos machines	406.15
	Library marketing platform	35.13
	Library website hosting	234.70
	Member Welcome Pack Software	32.00
	NPS Software Licence	386.59
	Social Media Linker	55.94
	Stock Photo Licence	93.50
	Subscriptions	494.50
	Swim Matching Tool Software	178.13
	The West	32.00
	VPN subscription for 4G CCTVs	10.75
	WA Newspaper	32.00
	Wordpress subscription	19.80
	Canva subscription	39.98
	Process mapping software monthly subscription	17.60
<b>Subscriptions and Memberships Total</b>		<b>2,682.81</b>

<b>Supplies and Materials Purchases</b>	2 hair braiders for unlimited hair braid	1,000.00
	Activities Craft	99.98
	Aqua Nappies	238.00
	Aquathon Supplies	163.75
	Basketball Nets	120.00
	Books for Success library	163.05
	Burn aid event first aid kit	19.50
	Carpark Remote Battery	8.90
	Chalk Board & Paper	67.00
	Children's Dice	24.41
	Children's Reference Group dice	9.99
	Christmas Cards for volunteers	15.00
	Christmas craft	9.00
	Christmas craft equipment	171.42
	Christmas craft equipment for Youth zone	74.08
	Clay for sensory play Frog Festival	53.55
	cleaning products Mem Hall	49.40
	Cleaning rags and hard hats	334.40
	CMT megaphone for volunteers	111.85
	Craft Materials	208.95
	Cutlery Pouches for SC Kitchen	331.63
	DVD's for the library	302.74
	Event Supplies	166.79
	Facebook advertising	41.25
	Front foyer xmas decorations	359.86
	Gymsales - Swim	170.50
	Health Promotion Event Supplies	25.90
	Highlighters for Frog Festival	19.68
	Holi Colour Powder	187.60
	Ice and fruits	24.68
	Ice machine council bar	98.00
	Image purchased on istory for MOSAIC	14.30
	Invitations sent out for Civic Dinner	190.00
	Items for Pram Jam and Toddler Tales	55.18
	Junior books for local stock	123.00
	Library power adaptor	41.95
	Local author ADHD books for children	72.60
	Local stock	332.98
	Local stock books	86.48
	Marina Lounge and Office supplies	346.50
	materials purchased for the pool inspect	53.30
	Meal Ingredients	627.96
	Memory collection items	74.59
	Milk for Coolbellup library	15.30
	Milk for Library Meeting Room	9.60
	Milk for library staff	9.20
	Newspapers	88.00
	Office equipment	28.00
	oversize printing sheets	335.50
	Parents n Play Snacks	27.98
	Pilates Socks	154.64
	Polaroid films - bookmarks for CoobyFest	75.00
	Powerboards	40.00
	Pricing Labels	36.00
	Prizes for raffle for event	80.00
	Program supplies	11.20

<b>Supplies and Materials Purchases</b>	Refreshments for US navy volunteers day	137.90
	Refund of item	- 5.00
	Reimbursement for coloured sand RECALL	- 59.76
	Ruler	14.18
	Security swipe card holders and laptop s	177.56
	Serving ware Mem Hall events	65.50
	Snacks, drinks, lollies for casual staff	45.74
	Soft drinks for Staff Function party	398.60
	stationary	27.00
	Stationary for the library	71.13
	stationery	95.34
	Stationery supplies	162.05
	Storage for decorations seniors dance	22.85
	Supplies for library event	25.22
	Uniform item	207.95
	Used card in error	58.00
	Used card in error so was refunded	- 58.00
	Work diary	16.99
	Gift for international delegation	330.00
	Social Club Kitchen Supplies	153.90
	PPE - Set of Gloves	21.35
	PPE - Boots	198.00
	PPE - Set of Glasses	18.06
<b>Supplies and Materials Purchases Total</b>		<b>9,724.68</b>
<b>Training &amp; Professional Development</b>	Awards for employee recognitio	301.05
	Legal Wise Seminar	424.62
	WA Sustainable Education Forum ticket	45.60
	CPR N Cook	59.00
	Pool Lifeguard H Bandy	179.00
	CPR A Rigby	89.00
	MS Word K Bacon	387.00
	Quick Saw A Phelan	390.00
	Transport Engine Basic A Ghannadrad	390.00
	Mentimeter subscription	286.48
<b>Training &amp; Professional Development Total</b>		<b>2,551.75</b>
<b>Travel and Accommodation</b>	Accom for IndoPac Conference	1,479.63
	Air fare for Cr Stone for NGAA conf	2,285.46
	Breakfast pre-congress	10.60
	Canberra work visit	126.07
	Congress refreshment/Meal	26.28
	congress trave	35.49
	refreshments travelling staff	9.90
	taxi	114.99
	Taxi transport for My Time participant	26.25
	Travel expense	668.96
	Uber to Parliament house	66.90
	train ticket to ChangeFest25	10.40
	Breakfast for Conference Travel	35.93
	Travel to/from the airport for conference	132.79
<b>Travel and Accommodation Total</b>		<b>5,029.65</b>
<b>Grand Total</b>		<b>52,997.79</b>

**City of Cockburn****Woolworths Group Transactions Report**

Transactions Made Between 1 December - 31 December 2025

<i>Reference</i>	<i>Date</i>	<i>Amount</i>	<i>Description</i>
<b>Senior Centre - Cook</b>		<b>19.10</b>	
TI-01EC5-1794C0	2/12/2025	19.10	Groceries and Consumables
<b>Executive Support Officer</b>		<b>237.08</b>	
TI-01EC5-1794C3	2/12/2025	189.58	Groceries and Consumables
TI-01EC5-1794D7	18/12/2025	47.50	Groceries and Consumables
<b>Service Lead Seniors</b>		<b>110.18</b>	
TI-01EC5-1794D1	12/12/2025	31.98	Groceries and Consumables
TI-01EC5-1794D8	18/12/2025	78.20	Groceries and Consumables
<b>Childrens Development Officer</b>		<b>9.00</b>	
TI-01EC5-1794C9	5/12/2025	9.00	Groceries and Consumables
<b>Amenities Officer</b>		<b>437.80</b>	
TI-01EC5-1794C6	4/12/2025	235.25	Groceries and Consumables
TI-01EC5-1794C8	5/12/2025	43.60	Groceries and Consumables
TI-01EC5-1794CA	6/12/2025	18.00	Groceries and Consumables
TI-01EC5-1794DA	22/12/2025	87.55	Groceries and Consumables
TI-01EC5-1794DB	24/12/2025	53.40	Groceries and Consumables
<b>Senior Centre Kitchen Hand</b>		<b>1,292.62</b>	
TI-01EC5-1794BF	1/12/2025	205.65	Groceries and Consumables
TI-01EC5-1794C5	3/12/2025	152.08	Groceries and Consumables
TI-01EC5-1794C7	5/12/2025	75.60	Groceries and Consumables
TI-01EC5-1794CB	8/12/2025	196.94	Groceries and Consumables
TI-01EC5-1794CD	10/12/2025	171.31	Groceries and Consumables
TI-01EC5-1794CE	10/12/2025	167.43	Groceries and Consumables
TI-01EC5-1794D0	12/12/2025	60.50	Groceries and Consumables
TI-01EC5-1794D3	15/12/2025	149.40	Groceries and Consumables
TI-01EC5-1794D6	17/12/2025	85.41	Groceries and Consumables
TI-01EC5-1794D9	22/12/2025	28.30	Groceries and Consumables
<b>Community Waste Education Officer</b>		<b>88.46</b>	
TI-01EC5-1794D2	12/12/2025	88.46	Groceries and Consumables
<b>Youth Centre Coordinator</b>		<b>168.14</b>	
TI-01EC5-1794C1	2/12/2025	24.00	Groceries and Consumables
TI-01EC5-1794C2	2/12/2025	6.65	Groceries and Consumables
TI-01EC5-1794D5	17/12/2025	137.49	Groceries and Consumables
<b>Amenities Officer</b>		<b>217.60</b>	
TI-01EC5-1794C4	2/12/2025	24.00	Groceries and Consumables

City of Cockburn  
Woolworths Group Transactions Report  
Transactions Made Between 1 December - 31 December 2025

Reference	Date	Amount	Description
TI-01EC5-1794CC	9/12/2025	107.70	Groceries and Consumables
TI-01EC5-1794CF	11/12/2025	85.90	Groceries and Consumables
Marina Manager		2.95	
TI-01EC5-1794D4	16/12/2025	2.95	Groceries and Consumables
Total Cards - 10		2,582.93	

**City of Cockburn**  
**Bunnings PowerPass Transactions Report**  
 Transactions Made Between 1 December - 31 December 2025

<i>Reference</i>	<i>Date</i>	<i>Amount</i>	<i>Description</i>
<b>City Facilities Coordinator</b>		<b>12.71</b>	
2015/00174500	22/12/2025	12.71	Supplies and Materials Supplies and Materials
<b>City Facilities Technical Officer</b>		<b>444.09</b>	
2015/00149881	3/12/2025	20.95	Supplies and Materials
2015/00156714	8/12/2025	41.78	Supplies and Materials
2160/01862478	10/12/2025	20.89	Supplies and Materials
2015/01739802	18/12/2025	59.75	Supplies and Materials
2015/00174921	22/12/2025	11.01	Supplies and Materials
2015/00176177	23/12/2025	289.71	Supplies and Materials
<b>City Greening Supervisor</b>		<b>435.80</b>	
2015/01506113	3/12/2025	126.80	Supplies and Materials
2015/99848737	3/12/2025	309.00	Supplies and Materials
<b>Waste Collection Supervisor</b>		<b>670.82</b>	
2015/01506330	3/12/2025	632.83	Supplies and Materials
2015/01518366-1	16/12/2025	37.99	Supplies and Materials
<b>Leading Hand Maintenance</b>		<b>1,180.69</b>	
2015/01488442	2/12/2025	92.21	Supplies and Materials
2015/01727113	4/12/2025	78.51	Supplies and Materials
2015/01491379	8/12/2025	369.54	Supplies and Materials
2015/01491718	9/12/2025	158.36	Supplies and Materials
2015/01492420	10/12/2025	170.35	Supplies and Materials
2015/01734023	11/12/2025	61.86	Supplies and Materials
2015/01737837	16/12/2025	62.40	Supplies and Materials
2015/01496583	19/12/2025	187.46	Supplies and Materials
<b>Landfill Supervisor HWRP</b>		<b>486.59</b>	
2015/00147141	1/12/2025	215.91	Supplies and Materials
2015/01488684	2/12/2025	246.56	Supplies and Materials
2163/01242493	3/12/2025	24.12	Supplies and Materials
<b>Recycling Supervisor</b>		<b>111.89</b>	
2015/01519258	17/12/2025	111.89	Supplies and Materials
<b>Children's Development Officer</b>		<b>67.21</b>	
2015/01513807	11/12/2025	67.21	Supplies and Materials
<b>Building Maintenance Officer</b>		<b>1,599.15</b>	
2015/01488145	1/12/2025	125.41	Supplies and Materials
2015/01725083	2/12/2025	28.93	Supplies and Materials
2015/01489653	4/12/2025	235.95	Supplies and Materials
2015/01491191	8/12/2025	159.31	Supplies and Materials
2015/00157999	9/12/2025	14.97	Supplies and Materials
2015/01511490	9/12/2025	9.46	Supplies and Materials
2015/01493298	11/12/2025	147.72	Supplies and Materials



2015/01518453	16/12/2025	28.51	Supplies and Materials
2015/01738208	16/12/2025	56.93	Supplies and Materials
2015/01495463	17/12/2025	245.56	Supplies and Materials
2015/01497809	22/12/2025	64.40	Supplies and Materials
2160/00106012	22/12/2025	26.55	Supplies and Materials
2015/01498153	23/12/2025	82.20	Supplies and Materials
2160/00107096	23/12/2025	26.04	Supplies and Materials
2015/01525975	24/12/2025	44.52	Supplies and Materials
2015/00183939	30/12/2025	10.43	Supplies and Materials
2015/01401287	31/12/2025	292.26	Supplies and Materials

**Marina Operations Coordinator****2,118.29**

2015/01665126	4/12/2025	330.31	Supplies and Materials
2015/01727415	4/12/2025	1,132.10	Supplies and Materials
2157/01260716	23/12/2025	655.88	Supplies and Materials

**Environmental Supervisor****353.84**

2015/01505872	3/12/2025	353.84	Supplies and Materials
---------------	-----------	--------	------------------------

**Operations Supervisor****22.62**

2160/01661321	3/12/2025	22.62	Supplies and Materials
---------------	-----------	-------	------------------------

**Environmental Education Officer****93.06**

2160/01662415	4/12/2025	93.06	Supplies and Materials
---------------	-----------	-------	------------------------

**Total Cards - 13****7,596.76**

**BP Australia Pty Ltd**  
A.B.N. 53 004 085 616  
GPO Box 1621  
MELBOURNE VIC 3001



CITY OF COCKBURN  
Attention: Accounts Payable (Invoice Only) PO 067775  
PO Box 1215  
BIBRA LAKE DC PRIVATE BOXES WA 6965



**BP Australia Pty Ltd**  
A.B.N. 53 004 085 616  
GPO Box 1621  
MELBOURNE VIC 3001

## BP Plus Fleet Control Report

Account Enquiries: BP Accounts Receivable Telephone: 1800 225 527



CITY OF COCKBURN  
Accounts Payable (Invoice Only) PO  
067775  
PO Box 1215  
BIBRA LAKE DC PRIVATE BOXES WA  
6965

CITY OF COCKBURN

Account Number: **0050188034**  
Period Starting: **01/12/2025**

Customer Number: **0115405338**  
Period Ending: **31/12/2025**

Page: 1 of 34  
Date: 31/12/2025

Card Number Vehicle/Driver	Date	Time	Purchase Location	Site No.	Receipt Number	Customer Reference	Product/Service					Odo meter (km)	KM Span	Litres/100km	Cents /km	
							Description	CPL Price	Litres	Total Exc GST (\$)	GST (\$)					Total Inc GST (\$)
7050 15405338 04250 1HTF630 2058 WHITE FORD RANGER UTILITY          <b>Cost Centre</b>	03/12/25 12/12/25 23/12/25	10:11:52 09:26:50 17:08:16	SPEARWOOD	WA	6443	000479	ULT DSL	180.81	66.90	109.96	11.00	120.96	51544	777	8.6	15.6
			SPEARWOOD	WA	6443	000816	ULT DSL	174.02	71.40	112.95	11.30	124.25	52352	808	8.8	15.7
			SPEARWOOD	WA	6443	001176	ULT DSL	167.39	75.62	115.07	11.51	126.58	53215	863	8.8	14.7
							DIESEL		213.92	337.98	33.81	371.79				
			<b>TOTAL</b>	<b>THIS PERIOD</b>	<b>213.92</b>	<b>337.98</b>	<b>33.81</b>	<b>371.79</b>		<b>2448</b>	<b>8.7</b>	<b>15.2</b>				
			<b>YEAR TO DATE</b>	0.00		0.00	0.00									
							DIESEL		213.92	337.98	33.81	371.79				
			<b>TOTAL</b>	<b>THIS PERIOD</b>	<b>213.92</b>	<b>337.98</b>	<b>33.81</b>	<b>371.79</b>		<b>2448</b>	<b>8.7</b>	<b>15.2</b>				
			<b>YEAR TO DATE</b>	0.00		0.00	0.00									
							DIESEL		213.92	337.98	33.81	371.79				
7050 15405338 02890 1GNC833 2067 WHITE KIA SORENTO WAGON          <b>Cost Centre</b>	02/12/25 17/12/25	08:31:48 09:16:42	SOUTH PERTH	WA	6192	001397	ULT DSL	180.81	55.75	91.64	9.16	100.80	777			
			SPEARWOOD	WA	6443	000979	ULT DSL	171.41	60.22	93.84	9.38	103.22	126184			
							DIESEL		115.97	185.48	18.54	204.02				
			<b>TOTAL</b>	<b>THIS PERIOD</b>	<b>115.97</b>	<b>185.48</b>	<b>18.54</b>	<b>204.02</b>								
			<b>YEAR TO DATE</b>	0.00		0.00	0.00									
							DIESEL		115.97	185.48	18.54	204.02				
			<b>TOTAL</b>	<b>THIS PERIOD</b>	<b>115.97</b>	<b>185.48</b>	<b>18.54</b>	<b>204.02</b>								
			<b>YEAR TO DATE</b>	0.00		0.00	0.00									
							DIESEL		115.97	185.48	18.54	204.02				
			7050 90000780 94207 11KP383 2078 WHITE FORD RANGER          <b>Cost Centre</b>	04/12/25 22/12/25	13:05:39 08:17:39	MORLEY	WA	6201	013449	ULT DSL	180.81	45.46	74.73	7.47	82.20	15887
SPEARWOOD	WA	6443				001123	ULT DSL	167.39	70.61	107.45	10.74	118.19	16718	831	8.5	14.2
							DIESEL		116.07	182.18	18.21	200.39				
<b>TOTAL</b>	<b>THIS PERIOD</b>	<b>116.07</b>				<b>182.18</b>	<b>18.21</b>	<b>200.39</b>		<b>831</b>	<b>14.0</b>	<b>24.1</b>				
<b>YEAR TO DATE</b>	0.00					0.00	0.00									
							DIESEL		116.07	182.18	18.21	200.39				
<b>TOTAL</b>	<b>THIS PERIOD</b>	<b>116.07</b>				<b>182.18</b>	<b>18.21</b>	<b>200.39</b>		<b>831</b>	<b>14.0</b>	<b>24.1</b>				
<b>YEAR TO DATE</b>	0.00					0.00	0.00									
							DIESEL		116.07	182.18	18.21	200.39				
7050 90000773 80409 11PR378 2098 WHITE MITSUBISHI TRITON          <b>Cost Centre</b>	04/12/25 12/12/25 21/12/25	17:38:37 14:08:47 08:07:26				CURRAMBINE	WA	6427	002206	ULT DSL	180.81	72.59	119.32	11.93	131.25	24864
			COCKBURN CENTRAL	WA	7395	081103	ULT DSL	176.02	68.41	109.46	10.95	120.41	25711	847	8.1	14.2
			CURRAMBINE	WA	6427	003221	ULT DSL	171.41	70.24	109.45	10.95	120.40	26630	919	7.6	13.1
							DIESEL									
			<b>TOTAL</b>	<b>THIS PERIOD</b>												
			<b>YEAR TO DATE</b>													
							DIESEL									
			<b>TOTAL</b>	<b>THIS PERIOD</b>												
			<b>YEAR TO DATE</b>													
							DIESEL									

Go paperless and receive your invoices and statements via email. Provide your BP Plus account number along with your email address to [aucustcare@bp.com](mailto:aucustcare@bp.com) and our team will help you make the switch. If you have paid your account via credit card, your Service Fee will appear on your summary Tax Invoice.

**Please Note:** if you are disputing a transaction, this needs to be lodged in writing within 30 days from the date of issue of this Fleet Control Report.

**BP Australia Pty Ltd**  
A.B.N. 53 004 085 616  
GPO Box 1621  
MELBOURNE VIC 3001

## BP Plus Fleet Control Report

Account Enquiries: BP Accounts Receivable Telephone: 1800 225 527



CITY OF COCKBURN  
Accounts Payable (Invoice Only) PO  
067775  
PO Box 1215  
BIBRA LAKE DC PRIVATE BOXES WA  
6965

### CITY OF COCKBURN

Account Number: **0050188034**  
Period Starting: **01/12/2025**

Customer Number: **0115405338**  
Period Ending: **31/12/2025**

Page: 2 of 34  
Date: 31/12/2025

Card Number Vehicle/Driver	Date	Time	Purchase Location	Site No.	Receipt Number	Customer Reference	Product/Service					Odo meter (km)	KM Span	Litres/ 100km	Cents /km					
							Description	CPL Price	Litres	Total Exc GST (\$)	GST (\$)					Total Inc GST (\$)				
Cost Centre  7050 15405338 04227 1HSW320 2166 WHITE FORD RANGER UTE	30/12/25	14:07:22	CURRAMBINE	WA	6427	003677		ULT DSL	164.72	62.66	93.83	9.38	103.21	27399	769	8.1	13.4			
								DIESEL		273.90	432.06	43.21	475.27							
							TOTAL	THIS PERIOD	273.90	432.06	43.21	475.27						3519	7.8	13.5
							YEAR TO DATE	0.00		0.00	0.00									
	15/12/25	08:35:55	BIBRA LAKE	WA	7451	006935		DIESEL		273.90	432.06	43.21	475.27							
							TOTAL	THIS PERIOD	273.90	432.06	43.21	475.27		3519	7.8	13.5				
							YEAR TO DATE	0.00		0.00	0.00									
								ULSD G10	172.41	55.00	86.21	8.62	94.83	61786	643	8.6	14.7			
		DIESEL		55.00	86.21	8.62	94.83													
	TOTAL	THIS PERIOD	55.00	86.21	8.62	94.83		643	8.6	14.7										
YEAR TO DATE	0.00		0.00	0.00																
Cost Centre  7050 90000771 84108 1IMX846 2177 WHITE MITSUBISHI TRITON	05/12/25	15:09:37 15:15:52	COCKBURN CENTRAL COCKBURN CENTRAL	WA WA	7395 7395	016612 016613		DIESEL		55.00	86.21	8.62	94.83							
							TOTAL	THIS PERIOD	55.00	86.21	8.62	94.83		643	8.6	14.7				
							YEAR TO DATE	0.00		0.00	0.00									
								ULT DSL	182.81	52.77	87.70	8.77	96.47	17796 17798	530	10.0	18.2			
	AdBluePak			30.89	3.09	33.98														
	ADBLUE PACK			30.89	3.09	33.98														
	DIESEL		52.77	87.70	8.77	96.47														
Cost Centre  7050 15405338 04235 1HTW447 2206 WHITE FORD RANGER UTILITY	16/12/25	13:28:51	BIBRA LAKE	WA	7451	085853		ADBLUE PACK		52.77	30.89	3.09	33.98							
								DIESEL		52.77	87.70	8.77	96.47							
							TOTAL	THIS PERIOD	52.77	118.59	11.86	130.45		530	10.0	18.2				
							YEAR TO DATE	0.00		0.00	0.00									
								ULSD G10	172.41	60.72	95.17	9.52	104.69	64233	586	10.4	17.9			

**BP Australia Pty Ltd**  
A.B.N. 53 004 085 616  
GPO Box 1621  
MELBOURNE VIC 3001

## BP Plus Fleet Control Report

Account Enquiries: BP Accounts Receivable Telephone: 1800 225 527



CITY OF COCKBURN  
Accounts Payable (Invoice Only) PO  
067775  
PO Box 1215  
BIBRA LAKE DC PRIVATE BOXES WA  
6965

### CITY OF COCKBURN

Account Number: **0050188034**  
Period Starting: **01/12/2025**

Customer Number: **0115405338**  
Period Ending: **31/12/2025**

Page: 3 of 34  
Date: 31/12/2025

Card Number Vehicle/Driver	Date	Time	Purchase Location	Site No.	Receipt Number	Customer Reference	Product/Service					Odo meter (km)	KM Span	Litres/ 100km	Cents /km		
							Description	CPL Price	Litres	Total Exc GST (\$)	GST (\$)					Total Inc GST (\$)	
7050 15405338 04532 1D1923 2236 WHITE FORD RANGER	02/12/25 09/12/25 14/12/25 18/12/25	13:40:02 07:48:41 11:05:47 09:48:08	BIBRA LAKE COCKBURN CENTRAL MANDURAH BIBRA LAKE	WA WA WA WA	7451 7395 7778 7451	005965 016801 005225 085937		DIESEL	60.72	95.17	9.52	104.69					
							TOTAL	THIS PERIOD YEAR TO DATE	60.72 0.00	95.17 0.00	9.52 0.00	104.69 0.00		586	10.4	17.9	
								DIESEL	60.72	95.17	9.52	104.69					
							TOTAL	THIS PERIOD YEAR TO DATE	60.72 0.00	95.17 0.00	9.52 0.00	104.69 0.00		586	10.4	17.9	
								ULT DSL	182.81	52.57	87.36	8.74	96.10	46126	489	10.8	19.7
								ULT DSL	176.02	60.64	97.04	9.70	106.74	46643	517	11.7	20.6
7050 90000781 16489 1ICB465 2297 FORD RANGER WHITE	18/12/25	13:25:37	BIBRA LAKE	WA	7451	007246		ULT DSL	176.02	58.37	93.40	9.34	102.74	47152	509	11.5	20.2
								ULT DSL	173.41	45.19	71.24	7.12	78.36	475777			
								DIESEL	216.77	349.04	34.90	383.94					
							TOTAL	THIS PERIOD YEAR TO DATE	216.77 0.00	349.04 0.00	34.90 0.00	383.94 0.00		1515	14.3	25.3	
								DIESEL	216.77	349.04	34.90	383.94					
							TOTAL	THIS PERIOD YEAR TO DATE	216.77 0.00	349.04 0.00	34.90 0.00	383.94 0.00		1515	14.3	25.3	
7050 15405338 04169 1HRY950 2308 WHITE FORD RANGER UTE	03/12/25	10:17:34	BIBRA LAKE	WA	7451	006060		ULSD G10	172.41	53.52	83.88	8.39	92.27	19005			
								DIESEL	53.52	83.88	8.39	92.27					
							TOTAL	THIS PERIOD YEAR TO DATE	53.52 0.00	83.88 0.00	8.39 0.00	92.27 0.00					
								DIESEL	53.52	83.88	8.39	92.27					
							TOTAL	THIS PERIOD YEAR TO DATE	53.52 0.00	83.88 0.00	8.39 0.00	92.27 0.00					
								ULT DSL	182.81	60.22	100.08	10.01	110.09	69200	770	7.8	14.3

**BP Australia Pty Ltd**  
A.B.N. 53 004 085 616  
GPO Box 1621  
MELBOURNE VIC 3001

## BP Plus Fleet Control Report

Account Enquiries: BP Accounts Receivable Telephone: 1800 225 527



CITY OF COCKBURN  
Accounts Payable (Invoice Only) PO  
067775  
PO Box 1215  
BIBRA LAKE DC PRIVATE BOXES WA  
6965

### CITY OF COCKBURN

Account Number: **0050188034**  
Period Starting: **01/12/2025**

Customer Number: **0115405338**  
Period Ending: **31/12/2025**

Page: 4 of 34  
Date: 31/12/2025

Card Number Vehicle/Driver	Date	Time	Purchase Location	Site No.	Receipt Number	Customer Reference	Product/Service					Odo meter (km)	KM Span	Litres/ 100km	Cents /km		
							Description	CPL Price	Litres	Total Exc GST (\$)	GST (\$)					Total Inc GST (\$)	
Cost Centre	04/12/25	10:05:11	2308	BIBRA LAKE WA	7451	085390		DIESEL	60.22	100.08	10.01	110.09					
							TOTAL	THIS PERIOD	60.22	100.08	10.01	110.09		770	7.8	14.3	
								YEAR TO DATE	0.00		0.00	0.00					
								DIESEL	60.22	100.08	10.01	110.09					
7050 90000771 87606 1INV015 2318 WHITE MITSUBISHI TRITON	04/12/25	10:05:11	BIBRA LAKE WA	7451	085390		DIESEL	60.22	100.08	10.01	110.09						
						TOTAL	THIS PERIOD	60.22	100.08	10.01	110.09		770	7.8	14.3		
							YEAR TO DATE	0.00		0.00	0.00						
							DIESEL	60.22	100.08	10.01	110.09						
Cost Centre	04/12/25	09:00:46	2318	SUCCESS BIBRA LAKE WA WA	5992 7451	052629 006492		ULSD G10	181.81	68.12	112.59	11.26	123.85	13429	819	8.3	15.1
								DIESEL	68.12	112.59	11.26	123.85					
							TOTAL	THIS PERIOD	68.12	112.59	11.26	123.85		819	8.3	15.1	
								YEAR TO DATE	0.00		0.00	0.00					
7050 15405338 04219 1HSV321 2329 WHITE FORD RANGER UTE	04/12/25	09:00:46	2329	SUCCESS BIBRA LAKE WA WA	5992 7451	052629 006492		ULT DSL	180.81	57.14	93.92	9.39	103.31	23073	638	9.0	16.2
								ULSD G10	175.02	59.56	94.76	9.48	104.24	23221	148	40.2	70.4
								DIESEL	116.70	188.68	18.87	207.55					
							TOTAL	THIS PERIOD	116.70	188.68	18.87	207.55		786	14.8	26.4	
Cost Centre	09/12/25	11:03:58	2329	COCKBURN CENTRAL WA	7395	016832		DIESEL	116.70	188.68	18.87	207.55					
							TOTAL	THIS PERIOD	116.70	188.68	18.87	207.55		786	14.8	26.4	
								YEAR TO DATE	0.00		0.00	0.00					
								ULT DSL	176.02	61.93	99.10	9.91	109.01	45298			

**BP Australia Pty Ltd**  
A.B.N. 53 004 085 616  
GPO Box 1621  
MELBOURNE VIC 3001

## BP Plus Fleet Control Report

Account Enquiries: BP Accounts Receivable Telephone: 1800 225 527



CITY OF COCKBURN  
Accounts Payable (Invoice Only) PO  
067775  
PO Box 1215  
BIBRA LAKE DC PRIVATE BOXES WA  
6965

### CITY OF COCKBURN

Account Number: **0050188034** Customer Number: **0115405338**  
Period Starting: **01/12/2025** Period Ending: **31/12/2025**

Page: 5 of 34  
Date: 31/12/2025

Card Number Vehicle/Driver	Date	Time	Purchase Location	Site No.	Receipt Number	Customer Reference	Product/Service					Odo meter (km)	KM Span	Litres/ 100km	Cents /km
							Description	CPL Price	Litres	Total Exc GST (\$)	GST (\$)	Total Inc GST (\$)			
<b>Cost Centre</b>			<b>2336</b>				DIESEL		61.93	99.10	9.91	109.01			
							<b>TOTAL</b>		<b>61.93</b>	<b>99.10</b>	<b>9.91</b>	<b>109.01</b>			
							<b>THIS PERIOD</b>								
							<b>YEAR TO DATE</b>		0.00		0.00	0.00			
	16/12/25	16:07:58	BIBRA LAKE	WA	7451	007078	DIESEL		61.93	99.10	9.91	109.01			
							<b>TOTAL</b>		<b>61.93</b>	<b>99.10</b>	<b>9.91</b>	<b>109.01</b>			
							<b>THIS PERIOD</b>								
							<b>YEAR TO DATE</b>		0.00		0.00	0.00			
<b>Cost Centre</b>			<b>2355</b>				ULT DSL	173.41	50.09	78.96	7.90	86.86	67030	454	11.0
							DIESEL		50.09	78.96	7.90	86.86			
							<b>TOTAL</b>		<b>50.09</b>	<b>78.96</b>	<b>7.90</b>	<b>86.86</b>		<b>454</b>	<b>11.0</b>
							<b>THIS PERIOD</b>								
	16/12/25	12:33:38	BIBRA LAKE	WA	7451	007051	ULT DSL	172.41	63.37	99.33	9.93	109.26	1250		
							DIESEL		63.37	99.33	9.93	109.26			
							<b>TOTAL</b>		<b>63.37</b>	<b>99.33</b>	<b>9.93</b>	<b>109.26</b>			
							<b>THIS PERIOD</b>								
<b>Cost Centre</b>			<b>2377</b>				ULT DSL	182.81	64.70	107.53	10.75	118.28	49386	732	8.8
							ULT DSL	173.41	65.00	102.47	10.25	112.72	50094	708	9.2
							ULT DSL	166.72	55.15	83.59	8.36	91.95	50713	619	8.9
							<b>TOTAL</b>		<b>63.37</b>	<b>99.33</b>	<b>9.93</b>	<b>109.26</b>			
	01/12/25	07:12:02	BIBRA LAKE	WA	7451	085249	ULT DSL	182.81	64.70	107.53	10.75	118.28	49386	732	8.8
							ULT DSL	173.41	65.00	102.47	10.25	112.72	50094	708	9.2
							ULT DSL	166.72	55.15	83.59	8.36	91.95	50713	619	8.9
							<b>TOTAL</b>		<b>63.37</b>	<b>99.33</b>	<b>9.93</b>	<b>109.26</b>			
	16/12/25	11:44:48	BIBRA LAKE	WA	7451	007042	ULT DSL	182.81	64.70	107.53	10.75	118.28	49386	732	8.8
							ULT DSL	173.41	65.00	102.47	10.25	112.72	50094	708	9.2
							ULT DSL	166.72	55.15	83.59	8.36	91.95	50713	619	8.9
							<b>TOTAL</b>		<b>63.37</b>	<b>99.33</b>	<b>9.93</b>	<b>109.26</b>			
	30/12/25	11:32:17	COCKBURN CENTRAL	WA	7395	018061	ULT DSL	182.81	64.70	107.53	10.75	118.28	49386	732	8.8
							ULT DSL	173.41	65.00	102.47	10.25	112.72	50094	708	9.2
							ULT DSL	166.72	55.15	83.59	8.36	91.95	50713	619	8.9
							<b>TOTAL</b>		<b>63.37</b>	<b>99.33</b>	<b>9.93</b>	<b>109.26</b>			



**BP Australia Pty Ltd**  
A.B.N. 53 004 085 616  
GPO Box 1621  
MELBOURNE VIC 3001

## BP Plus Fleet Control Report

Account Enquiries: BP Accounts Receivable Telephone: 1800 225 527



CITY OF COCKBURN  
Accounts Payable (Invoice Only) PO  
067775  
PO Box 1215  
BIBRA LAKE DC PRIVATE BOXES WA  
6965

CITY OF COCKBURN

Account Number: **0050188034**  
Period Starting: **01/12/2025**

Customer Number: **0115405338**  
Period Ending: **31/12/2025**

Page: 6 of 34  
Date: 31/12/2025

Card Number Vehicle/Driver	Date	Time	Purchase Location	Site No.	Receipt Number	Customer Reference	Product/Service					Odo meter (km)	KM Span	Litres/ 100km	Cents /km		
							Description	CPL Price	Litres	Total Exc GST (\$)	GST (\$)					Total Inc GST (\$)	
Cost Centre	04/12/25	10:07:49	2398	7451	006145		DIESEL	184.85	293.59	29.36	322.95						
						TOTAL	THIS PERIOD YEAR TO DATE	184.85 0.00	293.59 0.00	29.36 0.00	322.95 0.00		2069	9.0	15.7		
							DIESEL	184.85	293.59	29.36	322.95						
						TOTAL	THIS PERIOD YEAR TO DATE	184.85 0.00	293.59 0.00	29.36 0.00	322.95 0.00		2069	9.0	15.7		
7050 15405338 04490 1CH248 2398 FORD RANGER WHITE	04/12/25	10:07:49	BIBRA LAKE WA	7451	006145		ULT DSL	182.81	59.80	99.38	9.94	109.32	35485	635	9.4	17.2	
						DIESEL	59.80	99.38	9.94	109.32							
TOTAL						THIS PERIOD YEAR TO DATE	59.80 0.00	99.38 0.00	9.94 0.00	109.32 0.00		635	9.4	17.2			
Cost Centre						2398		DIESEL	59.80	99.38	9.94	109.32					
	01/12/25 10/12/25 23/12/25	11:15:01 08:01:20 14:14:41	BIBRA LAKE NAVAL BASE NAVAL BASE	WA WA WA	7451 7770 7770	005823 063568 064756		TOTAL	THIS PERIOD YEAR TO DATE	59.80 0.00	99.38 0.00	9.94 0.00	109.32 0.00		635	9.4	17.2
							ULSD G10	181.81	55.60	91.90	9.19	101.09	90404	446	12.5	22.7	
							ULT DSL	174.02	62.95	99.58	9.96	109.54	9749				
							ULT DSL	167.39	52.91	80.51	8.05	88.56	91036				
Cost Centre	04/12/25 11/12/25 18/12/25	08:22:29 09:44:43 11:48:22	NAVAL BASE BIBRA LAKE BIBRA LAKE	WA WA WA	7770 7451 7451	063041 006663 085952		DIESEL	171.46	271.99	27.20	299.19					
							TOTAL	THIS PERIOD YEAR TO DATE	171.46 0.00	271.99 0.00	27.20 0.00	299.19 0.00		446	38.4	67.1	
								DIESEL	171.46	271.99	27.20	299.19					
							TOTAL	THIS PERIOD YEAR TO DATE	171.46 0.00	271.99 0.00	27.20 0.00	299.19 0.00		446	38.4	67.1	
7050 90000768 57845 1MB671 2419 WHITE FORD RANGER	04/12/25 11/12/25 18/12/25	08:22:29 09:44:43 11:48:22	NAVAL BASE	WA	7770	063041	ULT DSL	180.81	68.00	111.77	11.18	122.95	33178	759	9.0	16.2	
BIBRA LAKE			WA	7451	006663	ULT DSL	176.02	76.77	122.85	12.28	135.13	34051	873	8.8	15.5		
BIBRA LAKE			WA	7451	085952	ULT DSL	173.41	78.92	124.42	12.44	136.86	34942	891	8.9	15.4		

**BP Australia Pty Ltd**  
A.B.N. 53 004 085 616  
GPO Box 1621  
MELBOURNE VIC 3001

## BP Plus Fleet Control Report

Account Enquiries: BP Accounts Receivable Telephone: 1800 225 527



CITY OF COCKBURN  
Accounts Payable (Invoice Only) PO  
067775  
PO Box 1215  
BIBRA LAKE DC PRIVATE BOXES WA  
6965

### CITY OF COCKBURN

Account Number: **0050188034**  
Period Starting: **01/12/2025**

Customer Number: **0115405338**  
Period Ending: **31/12/2025**

Page: 7 of 34  
Date: 31/12/2025

Card Number Vehicle/Driver	Date	Time	Purchase Location	Site No.	Receipt Number	Customer Reference	Product/Service					Odo meter (km)	KM Span	Litres/ 100km	Cents /km	
							Description	CPL Price	Litres	Total Exc GST (\$)	GST (\$)					Total Inc GST (\$)
Cost Centre			2419				DIESEL		223.69	359.04	35.90	394.94				
							TOTAL	THIS PERIOD	223.69	359.04	35.90	394.94		2523	8.9	15.7
							YEAR TO DATE		0.00		0.00	0.00				
							DIESEL		223.69	359.04	35.90	394.94				
							TOTAL	THIS PERIOD	223.69	359.04	35.90	394.94		2523	8.9	15.7
							YEAR TO DATE		0.00		0.00	0.00				
							ULT DSL	183.12	75.33	125.40	12.54	137.94	10560	660	11.4	20.9
							ULT DSL	174.02	51.86	82.05	8.20	90.25	11034	474	10.9	19.0
7050 90000774 19660 11PR226 2439 WHITE FORD RANGER	30/11/25 10/12/25 19/12/25	12:57:44 16:54:46 10:58:15	FREMANTLE SPEARWOOD SPEARWOOD	WA WA WA	6220 6443 6443	001318 000767 001044	ULT DSL	171.41	76.20	118.74	11.87	130.61	11800	766	9.9	17.1
							DIESEL		203.39	326.19	32.61	358.80				
							TOTAL	THIS PERIOD	203.39	326.19	32.61	358.80		1900	10.7	18.9
							YEAR TO DATE		0.00		0.00	0.00				
Cost Centre			2439				DIESEL		203.39	326.19	32.61	358.80				
							TOTAL	THIS PERIOD	203.39	326.19	32.61	358.80		1900	10.7	18.9
							YEAR TO DATE		0.00		0.00	0.00				
							ULT DSL	176.02	68.84	110.15	11.02	121.17	9492	542	12.7	22.4
							DIESEL		68.84	110.15	11.02	121.17				
							TOTAL	THIS PERIOD	68.84	110.15	11.02	121.17		542	12.7	22.4
							YEAR TO DATE		0.00		0.00	0.00				
							DIESEL		68.84	110.15	11.02	121.17				
7050 90000776 81897 11MH221 2447 WHITE FORD RANGER	12/12/25	11:08:13	BIBRA LAKE	WA	7451	006774	TOTAL	THIS PERIOD	68.84	110.15	11.02	121.17		542	12.7	22.4
							YEAR TO DATE		0.00		0.00	0.00				
							DIESEL		68.84	110.15	11.02	121.17				
							TOTAL	THIS PERIOD	68.84	110.15	11.02	121.17		542	12.7	22.4
Cost Centre			2447				DIESEL		68.84	110.15	11.02	121.17				
							TOTAL	THIS PERIOD	68.84	110.15	11.02	121.17		542	12.7	22.4
							YEAR TO DATE		0.00		0.00	0.00				
							ULT DSL	182.81	63.65	105.78	10.58	116.36	4604	543	11.7	21.4
7050 90000776 04873 11RI594 2468 WHITE FORD RANGER	01/12/25 16/12/25	10:25:20 14:12:27	COCKBURN CENTRAL BIBRA LAKE	WA WA	7395 7451	080811 007064	ULSD G10	172.41	67.54	105.86	10.59	116.45	5208	604	11.2	19.3

**BP Australia Pty Ltd**  
A.B.N. 53 004 085 616  
GPO Box 1621  
MELBOURNE VIC 3001

## BP Plus Fleet Control Report

Account Enquiries: BP Accounts Receivable Telephone: 1800 225 527



CITY OF COCKBURN  
Accounts Payable (Invoice Only) PO  
067775  
PO Box 1215  
BIBRA LAKE DC PRIVATE BOXES WA  
6965

CITY OF COCKBURN

Account Number: **0050188034**  
Period Starting: **01/12/2025**

Customer Number: **0115405338**  
Period Ending: **31/12/2025**

Page: 8 of 34  
Date: 31/12/2025

Card Number Vehicle/Driver	Date	Time	Purchase Location	Site No.	Receipt Number	Customer Reference	Product/Service					Odo meter (km)	KM Span	Litres/ 100km	Cents /km
							Description	CPL Price	Litres	Total Exc GST (\$)	GST (\$)	Total Inc GST (\$)			
<b>Cost Centre</b>			<b>2468</b>				DIESEL		131.19	211.64	21.17	232.81			
							<b>TOTAL</b>		<b>131.19</b>	<b>211.64</b>	<b>21.17</b>	<b>232.81</b>		<b>1147</b>	<b>11.4</b>
							<b>YEAR TO DATE</b>		0.00		0.00	0.00			
							DIESEL		131.19	211.64	21.17	232.81			
							<b>TOTAL</b>		<b>131.19</b>	<b>211.64</b>	<b>21.17</b>	<b>232.81</b>		<b>1147</b>	<b>11.4</b>
							<b>YEAR TO DATE</b>		0.00		0.00	0.00			
							ULT DSL	180.81	63.97	105.15	10.51	115.66	13281	614	10.4
							ULT DSL	171.41	71.44	111.33	11.13	122.46	14078	797	9.0
<b>Cost Centre</b>			<b>2508</b>				DIESEL		135.41	216.48	21.64	238.12			
							<b>TOTAL</b>		<b>135.41</b>	<b>216.48</b>	<b>21.64</b>	<b>238.12</b>		<b>1411</b>	<b>9.6</b>
							<b>YEAR TO DATE</b>		0.00		0.00	0.00			
							DIESEL		135.41	216.48	21.64	238.12			
							<b>TOTAL</b>		<b>135.41</b>	<b>216.48</b>	<b>21.64</b>	<b>238.12</b>		<b>1411</b>	<b>9.6</b>
							<b>YEAR TO DATE</b>		0.00		0.00	0.00			
							ULT DSL	183.12	21.74	36.19	3.62	39.81	27246	96	22.6
							ULT DSL	171.41	60.43	94.16	9.42	103.58	27677	431	14.0
<b>Cost Centre</b>			<b>2515</b>				ULT DSL	171.41	29.98	46.72	4.67	51.39	37884		
							ULT DSL	167.39	17.39	26.46	2.65	29.11	27996		
							DIESEL		129.54	203.53	20.36	223.89			
							<b>TOTAL</b>		<b>129.54</b>	<b>203.53</b>	<b>20.36</b>	<b>223.89</b>		<b>527</b>	<b>24.6</b>
							<b>YEAR TO DATE</b>		0.00		0.00	0.00			
							DIESEL		129.54	203.53	20.36	223.89			
							<b>TOTAL</b>		<b>129.54</b>	<b>203.53</b>	<b>20.36</b>	<b>223.89</b>		<b>527</b>	<b>24.6</b>
							<b>YEAR TO DATE</b>		0.00		0.00	0.00			
<b>Cost Centre</b>			<b>2515</b>				ULT DSL	176.02	65.20	104.33	10.43	114.76	11960		

**BP Australia Pty Ltd**  
A.B.N. 53 004 085 616  
GPO Box 1621  
MELBOURNE VIC 3001

## BP Plus Fleet Control Report

Account Enquiries: BP Accounts Receivable Telephone: 1800 225 527



CITY OF COCKBURN  
Accounts Payable (Invoice Only) PO  
067775  
PO Box 1215  
BIBRA LAKE DC PRIVATE BOXES WA  
6965

CITY OF COCKBURN

Account Number: **0050188034**  
Period Starting: **01/12/2025**

Customer Number: **0115405338**  
Period Ending: **31/12/2025**

Page: 9 of 34  
Date: 31/12/2025

Card Number Vehicle/Driver	Date	Time	Purchase Location	Site No.	Receipt Number	Customer Reference	Product/Service					Odo meter (km)	KM Span	Litres/ 100km	Cents /km					
							Description	CPL Price	Litres	Total Exc GST (\$)	GST (\$)					Total Inc GST (\$)				
Cost Centre	05/12/25 18/12/25	13:41:53 14:33:25	BIBRA LAKE BIBRA LAKE	WA WA	7451 7451	085463 007250		DIESEL	65.20	104.33	10.43	114.76								
							TOTAL	THIS PERIOD	65.20	104.33	10.43	114.76								
							YEAR TO DATE	0.00		0.00	0.00									
								DIESEL	65.20	104.33	10.43	114.76								
7050 90000765 36639 1JUD383 2556 WHITE FORD RANGER	05/12/25 18/12/25	13:41:53 14:33:25	BIBRA LAKE BIBRA LAKE	WA WA	7451 7451	085463 007250		ULT DSL	182.81	52.11	86.60	8.66	95.26	253996 25600						
								ULT DSL	173.41	29.63	46.71	4.67	51.38							
								DIESEL	81.74	133.31	13.33	146.64								
							TOTAL	THIS PERIOD	81.74	133.31	13.33	146.64								
Cost Centre	10/12/25	06:19:22	BIBRA LAKE	WA	7451	006544		THIS PERIOD	0.00		0.00	0.00								
							YEAR TO DATE	0.00		0.00	0.00									
								DIESEL	81.74	133.31	13.33	146.64								
							TOTAL	THIS PERIOD	81.74	133.31	13.33	146.64								
7050 90000771 17629 1INZ645 2566 WHITE FORD RANGER	10/12/25	06:19:22	BIBRA LAKE	WA	7451	006544		ULT DSL	176.02	73.55	117.69	11.77	129.46	17068	165	44.6	78.5			
								DIESEL	73.55	117.69	11.77	129.46								
							TOTAL	THIS PERIOD	73.55	117.69	11.77	129.46								
							YEAR TO DATE	0.00		0.00	0.00									
Cost Centre	13/12/25 21/12/25	09:26:12 13:32:44	BIBRA LAKE BIBRA LAKE	WA WA	7451 7451	006837 007439		DIESEL	73.55	117.69	11.77	129.46								
							TOTAL	THIS PERIOD	73.55	117.69	11.77	129.46								
							YEAR TO DATE	0.00		0.00	0.00									
								ULSD G10	175.02	60.72	96.61	9.66	106.27	66989 67350	616 361	9.9 12.8	17.3 22.1			
	ULT DSL	173.41	46.06	72.61	7.26	79.87														

BP Australia Pty Ltd  
A.B.N. 53 004 085 616  
GPO Box 1621  
MELBOURNE VIC 3001

BP Plus  
Fleet Control Report

Account Enquiries: BP Accounts Receivable Telephone: 1800 225 527



CITY OF COCKBURN  
Accounts Payable (Invoice Only) PO  
067775  
PO Box 1215  
BIBRA LAKE DC PRIVATE BOXES WA  
6965

CITY OF COCKBURN

Account Number: 0050188034Customer Number: 0115405338Page: 10 of 34

Period Starting: 01/12/2025Period Ending: 31/12/2025Date: 31/12/2025

Card Number Vehicle/Driver	Date	Time	Purchase Location	Site No.	Receipt Number	Customer Reference	Product/Service					Odo meter (km)	KM Span	Litres/100km	Cents /km
							Description	CPL Price	Litres	Total Exc GST (\$)	GST (\$)	Total Inc GST (\$)			
Cost Centre			2575				DIESEL		106.78	169.22	16.92	186.14			
							TOTAL		106.78	169.22	16.92	186.14		977	10.9
							THIS PERIOD								
							YEAR TO DATE		0.00		0.00	0.00			
Cost Centre			2597				DIESEL		106.78	169.22	16.92	186.14			
							TOTAL		106.78	169.22	16.92	186.14		977	10.9
							THIS PERIOD								
							YEAR TO DATE		0.00		0.00	0.00			
Cost Centre			2606				ULSD G10	175.02	60.66	96.52	9.65	106.17	16456	513	11.8
							ULSD G10	172.41	61.74	96.77	9.68	106.45	17168	712	8.7
							DIESEL		122.40	193.29	19.33	212.62			
							TOTAL		122.40	193.29	19.33	212.62		1225	10.0
Cost Centre			2597				DIESEL		122.40	193.29	19.33	212.62			
							TOTAL		122.40	193.29	19.33	212.62		1225	10.0
							THIS PERIOD								
							YEAR TO DATE		0.00		0.00	0.00			
Cost Centre			2606				ULT DSL	176.02	51.43	82.30	8.23	90.53	32155	401	12.8
							ULT DSL	173.41	62.59	98.67	9.87	108.54	32497	342	18.3
							DIESEL		114.02	180.97	18.10	199.07			
							TOTAL		114.02	180.97	18.10	199.07		743	15.3
Cost Centre			2606				DIESEL		114.02	180.97	18.10	199.07			
							TOTAL		114.02	180.97	18.10	199.07		743	15.3
							THIS PERIOD								
							YEAR TO DATE		0.00		0.00	0.00			
Cost Centre			2606				ULT DSL	176.02	54.88	87.82	8.78	96.60	34669	791	6.9

**BP Australia Pty Ltd**  
A.B.N. 53 004 085 616  
GPO Box 1621  
MELBOURNE VIC 3001

## BP Plus Fleet Control Report

Account Enquiries: BP Accounts Receivable Telephone: 1800 225 527



CITY OF COCKBURN  
Accounts Payable (Invoice Only) PO  
067775  
PO Box 1215  
BIBRA LAKE DC PRIVATE BOXES WA  
6965

### CITY OF COCKBURN

Account Number: **0050188034**  
Period Starting: **01/12/2025**

Customer Number: **0115405338**  
Period Ending: **31/12/2025**

Page: 11 of 34  
Date: 31/12/2025

Card Number Vehicle/Driver	Date	Time	Purchase Location	Site No.	Receipt Number	Customer Reference	Product/Service					Odo meter (km)	KM Span	Litres/ 100km	Cents /km	
							Description	CPL Price	Litres	Total Exc GST (\$)	GST (\$)					Total Inc GST (\$)
Cost Centre			2618				DIESEL		54.88	87.82	8.78	96.60				
							TOTAL	THIS PERIOD	54.88	87.82	8.78	96.60		791	6.9	12.2
							YEAR TO DATE		0.00		0.00	0.00				
							DIESEL		54.88	87.82	8.78	96.60		791	6.9	12.2
7050 15405338 04417 1GRB219 2626 WHITE MITSUBISHI TRITON UTE	15/12/25 30/12/25	08:02:27 11:47:31	COCKBURN CENTRAL BIBRA LAKE	WA WA	7395 7451	081164 086181	ULT DSL	173.41	53.97	85.08	8.51	93.59	54300	300	18.0	31.2
							ULSD G10	165.72	52.47	79.05	7.90	86.95	54700	400	13.1	21.7
							DIESEL		106.44	164.13	16.41	180.54				
							TOTAL	THIS PERIOD	106.44	164.13	16.41	180.54		700	15.2	25.8
Cost Centre			2626				THIS PERIOD	0.00			0.00	0.00				
							YEAR TO DATE		0.00		0.00	0.00				
							DIESEL		106.44	164.13	16.41	180.54				
							TOTAL	THIS PERIOD	106.44	164.13	16.41	180.54		700	15.2	25.8
7050 15405338 04029 1HOA671 2646 WHITE MITSUBISHI TRITON	06/12/25 15/12/25 27/12/25	11:50:39 07:20:05 16:15:53	PARMELIA BIBRA LAKE PARMELIA	WA WA WA	6178 7451 6178	013927 006919 005812	ULT DSL	180.81	63.84	104.94	10.49	115.43	66079	644	9.9	17.9
							ULSD G10	172.41	63.54	99.59	9.96	109.55	66767	688	9.2	15.9
							ULT DSL	167.39	64.68	98.43	9.84	108.27	67407	640	10.1	16.9
							DIESEL		192.06	302.96	30.29	333.25				
Cost Centre			2646				TOTAL	THIS PERIOD	192.06	302.96	30.29	333.25		1972	9.7	16.9
							YEAR TO DATE		0.00		0.00	0.00				
							DIESEL		192.06	302.96	30.29	333.25				
							TOTAL	THIS PERIOD	192.06	302.96	30.29	333.25		1972	9.7	16.9
7050 15405338 04037 1HOQ717 2656 FORD RANGER XL SC	05/12/25 11/12/25 19/12/25	06:49:31 14:52:49 14:20:03	COCKBURN CENTRAL COCKBURN CENTRAL COCKBURN CENTRAL	WA WA WA	7395 7395 7395	016557 017029 081312	ULT DSL	182.81	73.88	122.78	12.28	135.06	72226	541	13.7	25.0
							ULT DSL	176.02	70.48	112.78	11.28	124.06	72795	569	12.4	21.8
							ULT DSL	173.41	73.77	116.29	11.63	127.92	73398	603	12.2	21.2
							DIESEL									

**BP Australia Pty Ltd**  
A.B.N. 53 004 085 616  
GPO Box 1621  
MELBOURNE VIC 3001

## BP Plus Fleet Control Report

Account Enquiries: BP Accounts Receivable Telephone: 1800 225 527



CITY OF COCKBURN  
Accounts Payable (Invoice Only) PO  
067775  
PO Box 1215  
BIBRA LAKE DC PRIVATE BOXES WA  
6965

### CITY OF COCKBURN

Account Number: **0050188034**  
Period Starting: **01/12/2025**

Customer Number: **0115405338**  
Period Ending: **31/12/2025**

Page: 12 of 34  
Date: 31/12/2025

Card Number Vehicle/Driver	Date	Time	Purchase Location	Site No.	Receipt Number	Customer Reference	Product/Service					Odo meter (km)	KM Span	Litres/ 100km	Cents /km		
							Description	CPL Price	Litres	Total Exc GST (\$)	GST (\$)					Total Inc GST (\$)	
7050 15405338 03914 1HIN742 2667 WHITE MITSUBISHI TRITON UTE	03/12/25 10/12/25 16/12/25 22/12/25	12:13:05 12:53:36 10:24:41 11:51:18	BIBRA LAKE SPEARWOOD BIBRA LAKE SPEARWOOD	WA WA WA WA	7451 6443 7451 6443	006073 000757 085849 001127		DIESEL	218.13	351.85	35.19	387.04					
							TOTAL	THIS PERIOD YEAR TO DATE	218.13 0.00	351.85 0.00	35.19 0.00	387.04 0.00		1713	12.7	22.6	
								DIESEL	218.13	351.85	35.19	387.04					
							TOTAL	THIS PERIOD YEAR TO DATE	218.13 0.00	351.85 0.00	35.19 0.00	387.04 0.00		1713	12.7	22.6	
								ULT DSL	182.81	57.61	95.75	9.57	105.32	87060	429	13.4	24.6
								ULT DSL	174.02	55.52	87.84	8.78	96.62	87515	455	12.2	21.2
								ULT DSL	173.41	63.13	99.52	9.95	109.47	87997	482	13.1	22.7
								ULT DSL	167.39	63.45	96.55	9.66	106.21	88488	491	12.9	21.6
								DIESEL	239.71	379.66	37.96	417.62					
							TOTAL	THIS PERIOD YEAR TO DATE	239.71 0.00	379.66 0.00	37.96 0.00	417.62 0.00		1857	12.9	22.5	
7050 15405338 03823 1HGH898 2677 WHITE MITSUBISHI TRITON UTE	04/12/25 15/12/25 19/12/25	12:20:32 05:53:02 07:28:32	COCKBURN CENTRAL FORRESTDALE COCKBURN CENTRAL	WA WA WA	7395 8609 7395	016520 164476 081293		DIESEL	239.71	379.66	37.96	417.62					
							TOTAL	THIS PERIOD YEAR TO DATE	239.71 0.00	379.66 0.00	37.96 0.00	417.62 0.00		1857	12.9	22.5	
								ULT DSL	182.81	55.68	92.54	9.25	101.79	89063	396	14.1	25.7
								ULT DSL	173.41	56.58	89.20	8.92	98.12	89480	417	13.6	23.5
								ULT DSL	173.41	56.93	89.75	8.97	98.72	89892	412	13.8	24.0
								DIESEL	169.19	271.49	27.14	298.63					
							TOTAL	THIS PERIOD YEAR TO DATE	169.19 0.00	271.49 0.00	27.14 0.00	298.63 0.00		1225	13.8	24.4	
								DIESEL	169.19	271.49	27.14	298.63					
							TOTAL	THIS PERIOD YEAR TO DATE	169.19 0.00	271.49 0.00	27.14 0.00	298.63 0.00		1225	13.8	24.4	
							7050 15405338 03765 1HEI019 2687 WHITE ISUZU D-MAX UTE	03/12/25 17/12/25 28/12/25	08:48:06 09:28:56 16:09:20	SUCESS BIBRA LAKE BIBRA LAKE	WA WA WA	5992 7451 7451	030770 085879 007743		ULT DSL	180.81	55.88
	ULSD G10	172.41	56.02	87.80	8.78	96.58								78436	488	11.5	19.8
	ULSD G10	168.39	60.00	91.85	9.18	101.03								78967	531	11.3	19.0

**BP Australia Pty Ltd**  
A.B.N. 53 004 085 616  
GPO Box 1621  
MELBOURNE VIC 3001

## BP Plus Fleet Control Report

Account Enquiries: BP Accounts Receivable Telephone: 1800 225 527



CITY OF COCKBURN  
Accounts Payable (Invoice Only) PO  
067775  
PO Box 1215  
BIBRA LAKE DC PRIVATE BOXES WA  
6965

### CITY OF COCKBURN

Account Number: **0050188034**  
Period Starting: **01/12/2025**

Customer Number: **0115405338**  
Period Ending: **31/12/2025**

Page: 13 of 34  
Date: 31/12/2025

Card Number Vehicle/Driver	Date	Time	Purchase Location	Site No.	Receipt Number	Customer Reference	Product/Service					Odo meter (km)	KM Span	Litres/ 100km	Cents /km		
							Description	CPL Price	Litres	Total Exc GST (\$)	GST (\$)					Total Inc GST (\$)	
7050 15405338 04599 1GB442 2698 WHITE ISUZU D-MAX	02/12/25 06/12/25 12/12/25	13:25:26 16:53:56 14:44:25	BIBRA LAKE BIBRA LAKE BIBRA LAKE	WA WA WA	7451 7451 7451	005961 006316 006804		DIESEL	171.90	271.50	27.15	298.65					
							TOTAL	THIS PERIOD	171.90	271.50	27.15	298.65		1528	11.2	19.5	
								YEAR TO DATE	0.00		0.00	0.00					
								DIESEL	171.90	271.50	27.15	298.65					
							TOTAL	THIS PERIOD	171.90	271.50	27.15	298.65		1528	11.2	19.5	
								YEAR TO DATE	0.00		0.00	0.00					
7050 15405338 04599 1GB442 2698 WHITE ISUZU D-MAX	02/12/25 06/12/25 12/12/25	13:25:26 16:53:56 14:44:25	BIBRA LAKE BIBRA LAKE BIBRA LAKE	WA WA WA	7451 7451 7451	005961 006316 006804		ULSD G10	181.81	65.99	109.07	10.91	119.98	26763	566	11.7	21.2
								ULT DSL	182.81	53.43	88.79	8.88	97.67	27216	453	11.8	21.6
								ULT DSL	176.02	43.17	69.08	6.91	75.99	27561	345	12.5	22.0
								DIESEL	162.59	266.94	26.70	293.64					
							TOTAL	THIS PERIOD	162.59	266.94	26.70	293.64		1364	11.9	21.5	
								YEAR TO DATE	0.00		0.00	0.00					
7050 15405338 04425 1HJA763 2706 WHITE FORD RANGER UTILITY	09/12/25 18/12/25	11:23:12 15:34:43	BIBRA LAKE BIBRA LAKE	WA WA	7451 7451	085571 007259		DIESEL	162.59	266.94	26.70	293.64					
							TOTAL	THIS PERIOD	162.59	266.94	26.70	293.64		1364	11.9	21.5	
								YEAR TO DATE	0.00		0.00	0.00					
								ULSD G10	175.02	42.92	68.29	6.83	75.12	81562	238	18.0	31.6
								ULSD G10	172.41	51.06	80.03	8.00	88.03	80069			
								DIESEL	93.98	148.32	14.83	163.15					
7050 15405338 04425 1HJA763 2706 WHITE FORD RANGER UTILITY	09/12/25 18/12/25	11:23:12 15:34:43	BIBRA LAKE BIBRA LAKE	WA WA	7451 7451	085571 007259		THIS PERIOD	93.98	148.32	14.83	163.15		238	39.5	68.6	
								YEAR TO DATE	0.00		0.00	0.00					
								DIESEL	93.98	148.32	14.83	163.15					
							TOTAL	THIS PERIOD	93.98	148.32	14.83	163.15		238	39.5	68.6	
								YEAR TO DATE	0.00		0.00	0.00					
								ULT DSL	174.02	24.04	38.03	3.80	41.83	45466			
7050 15405338 03336 1GVU053 2723 WHITE ISUZU FIRE TRUCK	11/12/25 13/12/25 15/12/25 16/12/25 16/12/25 16/12/25 25/12/25 26/12/25	16:23:37 17:22:22 02:02:07 01:40:10 03:00:00 18:55:50 04:56:06	SUCCESS SUCCESS SUCCESS MUCHEA SUCCESS SUCCESS SUCCESS	WA WA WA WA WA WA WA	5992 5992 5992 9964 5992 5992 5992	031101 052987 053020 045878 053055 053418 053423		ULT DSL	174.02	24.04	38.03	3.80	41.83	45466			
								ULT DSL	174.02	11.19	17.70	1.77	19.47	777			
								ULT DSL	171.41	38.85	60.54	6.05	66.59	45982			
								ULT DSL	172.77	123.23	193.55	19.35	212.90	777			
								ULT DSL	171.41	26.58	41.42	4.14	45.56	777			
								ULT DSL	167.39	46.51	70.77	7.08	77.85	46365			
								ULT DSL	167.39	49.49	75.31	7.53	82.84	44650			
								ULT DSL									
								ULT DSL									
								ULT DSL									
								ULT DSL									
								ULT DSL									



**BP Australia Pty Ltd**  
A.B.N. 53 004 085 616  
GPO Box 1621  
MELBOURNE VIC 3001

## BP Plus Fleet Control Report

Account Enquiries: BP Accounts Receivable Telephone: 1800 225 527



CITY OF COCKBURN  
Accounts Payable (Invoice Only) PO  
067775  
PO Box 1215  
BIBRA LAKE DC PRIVATE BOXES WA  
6965

CITY OF COCKBURN

Account Number: **0050188034**  
Period Starting: **01/12/2025**

Customer Number: **0115405338**  
Period Ending: **31/12/2025**

Page: 14 of 34  
Date: 31/12/2025

Card Number Vehicle/Driver	Date	Time	Purchase Location		Site No.	Receipt Number	Customer Reference	Product/Service					Odo meter (km)	KM Span	Litres/ 100km	Cents /km	
								Description	CPL Price	Litres	Total Exc GST (\$)	GST (\$)					Total Inc GST (\$)
Cost Centre	27/12/25	04:00:09	SUCCESS	WA	5992	031666		ULT DSL	167.39	110.30	167.85	16.78	184.63	46928	2278	4.8	8.1
	27/12/25	21:07:05	SUCCESS	WA	5992	053467		ULT DSL	167.39	48.33	73.55	7.35	80.90	46974	46	105.1	175.9
	30/12/25	11:07:59	COCKBURN CENTRAL	WA	7395	081547		ULSD G10	165.72	43.26	65.17	6.52	71.69	4700			
								DIESEL		521.78	803.89	80.37	884.26				
							TOTAL	THIS PERIOD		521.78	803.89	80.37	884.26		2324	22.5	38.0
								YEAR TO DATE		0.00		0.00	0.00				
								DIESEL		521.78	803.89	80.37	884.26				
							TOTAL	THIS PERIOD		521.78	803.89	80.37	884.26		2324	22.5	38.0
								YEAR TO DATE		0.00		0.00	0.00				
								DIESEL		521.78	803.89	80.37	884.26				
7050 15405338 04458 1IAN072 2737 WHITE FORD RANGER	10/12/25	09:35:56	BIBRA LAKE	WA	7451	006574		ULT DSL	176.02	74.02	118.45	11.84	130.29	41255	1255	5.9	10.4
	23/12/25	13:24:55	SOUTH FREMANTLE	WA	9802	001490		ULT DSL	167.39	77.63	118.13	11.81	129.94	42000	745	10.4	17.4
								DIESEL		151.65	236.58	23.65	260.23				
							TOTAL	THIS PERIOD		151.65	236.58	23.65	260.23		2000	7.6	13.0
								YEAR TO DATE		0.00		0.00	0.00				
								DIESEL		151.65	236.58	23.65	260.23				
							TOTAL	THIS PERIOD		151.65	236.58	23.65	260.23		2000	7.6	13.0
								YEAR TO DATE		0.00		0.00	0.00				
								DIESEL		151.65	236.58	23.65	260.23				
7050 15405338 01454 1EZY791 2753 TOYOTA LANDCRUISER UTILITY	11/12/25	16:38:19	COCKBURN CENTRAL	WA	7395	017042		ULT DSL	176.02	13.96	22.34	2.23	24.57	777			
	14/12/25	16:36:39	COCKBURN CENTRAL	WA	7395	081148		ULT DSL	176.02	12.43	19.89	1.99	21.88	33550			
								ULP UNM	166.24	2.02	3.05	0.31	3.36				
	16/12/25	08:58:23	SUCCESS	WA	5992	031259		ULT DSL	171.41	68.27	106.38	10.64	117.02	3939			
								ULP UNM	156.70 P	3.82	5.45	0.54	5.99				
	17/12/25	02:00:49	SUCCESS	WA	5992	053103		ULT DSL	171.41	38.14	59.44	5.94	65.38	28930			
								ULP UNM	156.70 P	2.47	3.52	0.35	3.87				
	19/12/25	20:16:44	COCKBURN CENTRAL	WA	7395	017636		ULT DSL	173.41	4.64	7.32	0.73	8.05	34178			
	25/12/25	18:54:24	SUCCESS	WA	5992	031641		ULT DSL	167.39	6.65	10.12	1.01	11.13	34208	30	22.2	37.1
	27/12/25	03:56:28	SUCCESS	WA	5992	031664		ULT DSL	167.39	41.27	62.80	6.28	69.08	777			
	27/12/25	18:03:47	SUCCESS	WA	5992	053462		ULT DSL	167.39	9.48	14.43	1.44	15.87	34539			
								ULP UNM	159.32	3.37	4.88	0.49	5.37				
	30/12/25	06:46:05	COCKBURN CENTRAL	WA	7395	018043		ULT DSL	166.72	17.81	26.99	2.70	29.69	34600	61	29.2	48.7
								ULP UNM	157.06	3.34	4.77	0.48	5.25				
	30/12/25	11:04:36	COCKBURN CENTRAL	WA	7395	081546		ULT DSL	166.72	3.82	5.79	0.58	6.37	34609	9	42.4	70.8
								ULP UNM	157.06	2.15	3.07	0.31	3.38				

**BP Australia Pty Ltd**  
A.B.N. 53 004 085 616  
GPO Box 1621  
MELBOURNE VIC 3001

## BP Plus Fleet Control Report

Account Enquiries: BP Accounts Receivable Telephone: 1800 225 527



CITY OF COCKBURN  
Accounts Payable (Invoice Only) PO  
067775  
PO Box 1215  
BIBRA LAKE DC PRIVATE BOXES WA  
6965

CITY OF COCKBURN

Account Number: **0050188034**  
Period Starting: **01/12/2025**

Customer Number: **0115405338**  
Period Ending: **31/12/2025**

Page: 15 of 34  
Date: 31/12/2025

Card Number Vehicle/Driver	Date	Time	Purchase Location	Site No.	Receipt Number	Customer Reference	Product/Service					Odo meter (km)	KM Span	Litres/ 100km	Cents /km
							Description	CPL Price	Litres	Total Exc GST (\$)	GST (\$)	Total Inc GST (\$)			
<b>Cost Centre</b>			<b>2753</b>				DIESEL		216.47	335.50	33.54	369.04			
							M/S		17.17	24.74	2.48	27.22			
							<b>TOTAL</b>		<b>233.64</b>	<b>360.24</b>	<b>36.02</b>	<b>396.26</b>		<b>100</b>	<b>233.6</b>
							<b>YEAR TO DATE</b>		0.00		0.00	0.00			<b>396.3</b>
<b>Cost Centre</b>			<b>2766</b>				DIESEL		216.47	335.50	33.54	369.04			
							M/S		17.17	24.74	2.48	27.22			
							<b>TOTAL</b>		<b>233.64</b>	<b>360.24</b>	<b>36.02</b>	<b>396.26</b>		<b>100</b>	<b>233.6</b>
							<b>YEAR TO DATE</b>		0.00		0.00	0.00			<b>396.3</b>
<b>Cost Centre</b>			<b>2778</b>				ULT DSL	176.02	62.39	99.84	9.98	109.82	40890	870	7.2
							ULSD G10	165.72	52.21	78.65	7.87	86.52	41494	604	8.6
							DIESEL		114.60	178.49	17.85	196.34			
							<b>TOTAL</b>		<b>114.60</b>	<b>178.49</b>	<b>17.85</b>	<b>196.34</b>		<b>1474</b>	<b>7.8</b>
<b>Cost Centre</b>			<b>2778</b>				<b>YEAR TO DATE</b>		0.00		0.00	0.00			<b>13.3</b>
							DIESEL		114.60	178.49	17.85	196.34			
							<b>TOTAL</b>		<b>114.60</b>	<b>178.49</b>	<b>17.85</b>	<b>196.34</b>		<b>1474</b>	<b>7.8</b>
							<b>YEAR TO DATE</b>		0.00		0.00	0.00			<b>13.3</b>
<b>Cost Centre</b>			<b>2778</b>				ULT DSL	182.81	43.80	72.79	7.28	80.07	3051	526	8.3
							ULT DSL	173.41	52.00	81.97	8.20	90.17	3481	430	12.1
							DIESEL		95.80	154.76	15.48	170.24			
							<b>TOTAL</b>		<b>95.80</b>	<b>154.76</b>	<b>15.48</b>	<b>170.24</b>		<b>966</b>	<b>10.0</b>
<b>Cost Centre</b>			<b>2778</b>				<b>YEAR TO DATE</b>		0.00		0.00	0.00			<b>17.8</b>
							DIESEL		95.80	154.76	15.48	170.24			
							<b>TOTAL</b>		<b>95.80</b>	<b>154.76</b>	<b>15.48</b>	<b>170.24</b>		<b>966</b>	<b>10.0</b>
							<b>YEAR TO DATE</b>		0.00		0.00	0.00			<b>17.8</b>
<b>Cost Centre</b>			<b>2778</b>				ULT DSL	172.77	51.76	81.30	8.13	89.43	777		
							ULSD G10	172.41	34.81	54.56	5.46	60.02	17949		
							ULT DSL	167.39	21.44	32.63	3.26	35.89	18000	51	42.0
							ULT DSL	167.39	21.21	32.27	3.23	35.50	18378	378	5.6
							ULT DSL	166.72	16.36	24.80	2.48	27.28	18427	49	33.4
							ULT DSL								55.7

**BP Australia Pty Ltd**  
A.B.N. 53 004 085 616  
GPO Box 1621  
MELBOURNE VIC 3001

## BP Plus Fleet Control Report

Account Enquiries: BP Accounts Receivable Telephone: 1800 225 527



CITY OF COCKBURN  
Accounts Payable (Invoice Only) PO  
067775  
PO Box 1215  
BIBRA LAKE DC PRIVATE BOXES WA  
6965

CITY OF COCKBURN

Account Number: **0050188034**  
Period Starting: **01/12/2025**

Customer Number: **0115405338**  
Period Ending: **31/12/2025**

Page: 16 of 34  
Date: 31/12/2025

Card Number Vehicle/Driver	Date	Time	Purchase Location	Site No.	Receipt Number	Customer Reference	Product/Service					Odo meter (km)	KM Span	Litres/ 100km	Cents /km
							Description	CPL Price	Litres	Total Exc GST (\$)	GST (\$)	Total Inc GST (\$)			
<b>Cost Centre</b>			<b>2784</b>				DIESEL		145.58	225.56	22.56	248.12			
							<b>TOTAL</b>		<b>145.58</b>	<b>225.56</b>	<b>22.56</b>	<b>248.12</b>		<b>478</b>	<b>30.5</b>
							<b>YEAR TO DATE</b>		0.00		0.00	0.00			
							DIESEL		145.58	225.56	22.56	248.12			
							<b>TOTAL</b>		<b>145.58</b>	<b>225.56</b>	<b>22.56</b>	<b>248.12</b>		<b>478</b>	<b>30.5</b>
							<b>THIS PERIOD</b>		0.00		0.00	0.00			
							<b>YEAR TO DATE</b>		0.00		0.00	0.00			
							DIESEL		145.58	225.56	22.56	248.12			
							ULT DSL	174.02	73.04	115.55	11.55	127.10	20416		
							ULT DSL	171.41	73.04	113.82	11.38	125.20	21235	819	8.9
							ULT DSL	166.72	72.82	110.37	11.04	121.41	22070	835	8.7
							DIESEL		218.90	339.74	33.97	373.71			
<b>Cost Centre</b>			<b>2798</b>				<b>TOTAL</b>		<b>218.90</b>	<b>339.74</b>	<b>33.97</b>	<b>373.71</b>		<b>1654</b>	<b>13.2</b>
							<b>THIS PERIOD</b>		0.00		0.00	0.00			
							<b>YEAR TO DATE</b>		0.00		0.00	0.00			
							DIESEL		218.90	339.74	33.97	373.71			
							<b>TOTAL</b>		<b>218.90</b>	<b>339.74</b>	<b>33.97</b>	<b>373.71</b>		<b>1654</b>	<b>13.2</b>
							<b>THIS PERIOD</b>		0.00		0.00	0.00			
							<b>YEAR TO DATE</b>		0.00		0.00	0.00			
							DIESEL		218.90	339.74	33.97	373.71			
							ULT DSL	171.41	67.01	104.42	10.44	114.86	10803	769	8.7
							DIESEL		67.01	104.42	10.44	114.86			
							<b>TOTAL</b>		<b>67.01</b>	<b>104.42</b>	<b>10.44</b>	<b>114.86</b>		<b>769</b>	<b>8.7</b>
							<b>THIS PERIOD</b>		0.00		0.00	0.00			
<b>Cost Centre</b>			<b>2809</b>				<b>YEAR TO DATE</b>		0.00		0.00	0.00			
							DIESEL		67.01	104.42	10.44	114.86			
							<b>TOTAL</b>		<b>67.01</b>	<b>104.42</b>	<b>10.44</b>	<b>114.86</b>		<b>769</b>	<b>8.7</b>
							<b>THIS PERIOD</b>		0.00		0.00	0.00			
							BP ULT UNM	177.00	44.90	72.25	7.22	79.47	105414		
							ULP 95 UNM	169.83	46.36	71.57	7.16	78.73	106692	1278	3.6
															6.2

**BP Australia Pty Ltd**  
A.B.N. 53 004 085 616  
GPO Box 1621  
MELBOURNE VIC 3001

## BP Plus Fleet Control Report

Account Enquiries: BP Accounts Receivable Telephone: 1800 225 527



CITY OF COCKBURN  
Accounts Payable (Invoice Only) PO  
067775  
PO Box 1215  
BIBRA LAKE DC PRIVATE BOXES WA  
6965

CITY OF COCKBURN

Account Number: **0050188034**  
Period Starting: **01/12/2025**

Customer Number: **0115405338**  
Period Ending: **31/12/2025**

Page: 17 of 34  
Date: 31/12/2025

Card Number Vehicle/Driver	Date	Time	Purchase Location	Site No.	Receipt Number	Customer Reference	Product/Service					Odo meter (km)	KM Span	Litres/ 100km	Cents /km
							Description	CPL Price	Litres	Total Exc GST (\$)	GST (\$)	Total Inc GST (\$)			
<b>Cost Centre</b>			<b>2836</b>				M/S		91.26	143.82	14.38	158.20			
							<b>TOTAL</b>		<b>91.26</b>	<b>143.82</b>	<b>14.38</b>	<b>158.20</b>		<b>1278</b>	<b>7.1</b>
							<b>YEAR TO DATE</b>		0.00	0.00	0.00	0.00			
							M/S		91.26	143.82	14.38	158.20			
							<b>TOTAL</b>		<b>91.26</b>	<b>143.82</b>	<b>14.38</b>	<b>158.20</b>		<b>1278</b>	<b>7.1</b>
							<b>YEAR TO DATE</b>		0.00	0.00	0.00	0.00			
<b>Cost Centre</b>	26/12/25	15:09:21	BIBRA LAKE	WA	7451	007700	ULT DSL	169.39	62.99	97.00	9.70	106.70	3707		
							DIESEL		62.99	97.00	9.70	106.70			
							<b>TOTAL</b>		<b>62.99</b>	<b>97.00</b>	<b>9.70</b>	<b>106.70</b>			
							<b>YEAR TO DATE</b>		0.00	0.00	0.00	0.00			
<b>Cost Centre</b>			<b>2857</b>				DIESEL		62.99	97.00	9.70	106.70			
							<b>TOTAL</b>		<b>62.99</b>	<b>97.00</b>	<b>9.70</b>	<b>106.70</b>			
							<b>YEAR TO DATE</b>		0.00	0.00	0.00	0.00			
							DIESEL		62.99	97.00	9.70	106.70			
							<b>TOTAL</b>		<b>62.99</b>	<b>97.00</b>	<b>9.70</b>	<b>106.70</b>			
							<b>YEAR TO DATE</b>		0.00	0.00	0.00	0.00			
							ULSD G10	181.81	41.50	68.59	6.86	75.45	777		
							ULT DSL	182.81	36.76	61.09	6.11	67.20	47377		
							ULSD G10	172.41	59.65	93.49	9.35	102.84	777		
							ULT DSL	173.41	44.60	70.31	7.03	77.34	48325		
							ULT DSL	169.39	52.29	80.52	8.05	88.57	48844	519	10.1
							DIESEL		234.80	374.00	37.40	411.40			
							<b>TOTAL</b>		<b>234.80</b>	<b>374.00</b>	<b>37.40</b>	<b>411.40</b>		<b>519</b>	<b>45.2</b>
							<b>YEAR TO DATE</b>		0.00	0.00	0.00	0.00			
<b>Cost Centre</b>			<b>2867</b>				DIESEL		234.80	374.00	37.40	411.40			
							<b>TOTAL</b>		<b>234.80</b>	<b>374.00</b>	<b>37.40</b>	<b>411.40</b>		<b>519</b>	<b>45.2</b>
							<b>YEAR TO DATE</b>		0.00	0.00	0.00	0.00			
							ULT DSL	176.02	51.50	82.41	8.24	90.65	70724		
							ULT DSL	173.41	40.79	64.30	6.43	70.73	71066	342	20.7
<b>Cost Centre</b>	14/12/25	09:51:33	BIBRA LAKE	WA	7451	006878	ULT DSL	176.02	51.50	82.41	8.24	90.65	70724		
							ULT DSL	173.41	40.79	64.30	6.43	70.73	71066	342	20.7
	21/12/25	14:52:33	BIBRA LAKE	WA	7451	007441	ULT DSL	176.02	51.50	82.41	8.24	90.65	70724		
							ULT DSL	173.41	40.79	64.30	6.43	70.73	71066	342	20.7

**BP Australia Pty Ltd**  
A.B.N. 53 004 085 616  
GPO Box 1621  
MELBOURNE VIC 3001

## BP Plus Fleet Control Report

Account Enquiries: BP Accounts Receivable Telephone: 1800 225 527



CITY OF COCKBURN  
Accounts Payable (Invoice Only) PO  
067775  
PO Box 1215  
BIBRA LAKE DC PRIVATE BOXES WA  
6965

CITY OF COCKBURN

Account Number: **0050188034**  
Period Starting: **01/12/2025**

Customer Number: **0115405338**  
Period Ending: **31/12/2025**

Page: 18 of 34  
Date: 31/12/2025

Card Number Vehicle/Driver	Date	Time	Purchase Location	Site No.	Receipt Number	Customer Reference	Product/Service					Odo meter (km)	KM Span	Litres/ 100km	Cents /km		
							Description	CPL Price	Litres	Total Exc GST (\$)	GST (\$)					Total Inc GST (\$)	
Cost Centre  7050 15405338 02486 1GEH032 2883 WHITE ISUZU FIRE TRUCK	30/11/25 11/12/25 16/12/25 16/12/25 17/12/25 27/12/25	11:55:51 16:52:20 01:06:36 09:09:36 00:00:17 20:14:31	PIARA WATERS PIARA WATERS MUCHEA PIARA WATERS PIARA WATERS SUCCESS	WA WA WA WA WA WA	1110 1110 9964 1110 1110 5992	000230 002209 045876 002409 000202 053466		DIESEL	92.29	146.71	14.67	161.38					
							TOTAL	THIS PERIOD YEAR TO DATE	92.29 0.00	146.71 0.00	14.67 0.00	161.38 0.00		342	27.0	47.2	
								DIESEL	92.29	146.71	14.67	161.38					
							TOTAL	THIS PERIOD YEAR TO DATE	92.29 0.00	146.71 0.00	14.67 0.00	161.38 0.00		342	27.0	47.2	
								ULT DSL	183.12	16.78	27.94	2.79	30.73	30886	28	59.9	109.8
								ULT DSL	174.02	18.43	29.15	2.92	32.07	3940			
								ULT DSL	172.77	94.79	148.88	14.89	163.77	31137			
								ULT DSL	171.41	63.81	99.44	9.94	109.38	31278	141	45.3	77.6
								ULT DSL	171.41	38.94	60.68	6.07	66.75	31717	439	8.9	15.2
								ULT DSL	167.39	46.94	71.43	7.14	78.57	32127	410	11.4	19.2
Cost Centre  7050 15405338 03096 1GSG891 2896 WHITE FORD RANGER UTE	01/12/25 12/12/25 14/12/25 15/12/25 16/12/25 22/12/25 26/12/25 26/12/25 28/12/25	08:08:24 09:41:47 22:05:39 22:37:52 23:13:12 17:36:32 05:56:12 19:37:03 18:31:36	PARMELIA SUCCESS PIARA WATERS PIARA WATERS MUCHEA PIARA WATERS PIARA WATERS PIARA WATERS FORRESTDALE	WA WA WA WA WA WA WA WA WA	6178 5992 1110 1110 9964 1110 1110 1110 8609	005146 031139 000191 000198 063536 002750 002883 002901 165363		DIESEL	279.69	437.52	43.75	481.27					
							TOTAL	THIS PERIOD YEAR TO DATE	279.69 0.00	437.52 0.00	43.75 0.00	481.27 0.00		1018	27.5	47.3	
								DIESEL	279.69	437.52	43.75	481.27					
							TOTAL	THIS PERIOD YEAR TO DATE	279.69 0.00	437.52 0.00	43.75 0.00	481.27 0.00		1018	27.5	47.3	
								ULT DSL	180.81	56.25	92.45	9.25	101.70	777			
								ULT DSL	174.02	61.24	96.88	9.69	106.57	777			
								ULT DSL	174.02	52.64	83.27	8.33	91.60	777			
								ULT DSL	171.41	29.92	46.63	4.66	51.29	777			
								ULT DSL	172.77	63.83	100.25	10.03	110.28	777			
								ULT DSL	167.39	51.98	79.10	7.91	87.01	777			
								ULT DSL	167.39	22.54	34.30	3.43	37.73	777			
								ULT DSL	167.39	42.21	64.23	6.42	70.65	777			
								ULT DSL	169.39	44.71	68.85	6.88	75.73	777			
								DIESEL	425.32	665.96	66.60	732.56					
							TOTAL	THIS PERIOD YEAR TO DATE	425.32 0.00	665.96 0.00	66.60 0.00	732.56 0.00					

**BP Australia Pty Ltd**  
A.B.N. 53 004 085 616  
GPO Box 1621  
MELBOURNE VIC 3001

## BP Plus Fleet Control Report

Account Enquiries: BP Accounts Receivable Telephone: 1800 225 527



CITY OF COCKBURN  
Accounts Payable (Invoice Only) PO  
067775  
PO Box 1215  
BIBRA LAKE DC PRIVATE BOXES WA  
6965

CITY OF COCKBURN

Account Number: **0050188034**  
Period Starting: **01/12/2025**

Customer Number: **0115405338**  
Period Ending: **31/12/2025**

Page: 19 of 34  
Date: 31/12/2025

Card Number Vehicle/Driver	Date	Time	Purchase Location	Site No.	Receipt Number	Customer Reference	Product/Service					Odo meter (km)	KM Span	Litres/ 100km	Cents /km
							Description	CPL Price	Litres	Total Exc GST (\$)	GST (\$)	Total Inc GST (\$)			
<b>Cost Centre</b>  7050 15405338 03658 1HA0880 2913 WHITE MERCEDES SPRINTER BUS	01/12/25 10/12/25 17/12/25	14:09:35 09:17:01 08:52:05	<b>2896</b>  BIBRA LAKE BIBRA LAKE BIBRA LAKE	WA WA WA	7451 7451 7451	005855 006569 007140	DIESEL		425.32	665.96	66.60	732.56			
							<b>TOTAL</b>		<b>425.32</b>	<b>665.96</b>	<b>66.60</b>	<b>732.56</b>			
							<b>THIS PERIOD</b>		<b>425.32</b>	<b>665.96</b>	<b>66.60</b>	<b>732.56</b>			
							<b>YEAR TO DATE</b>		<b>0.00</b>	<b>0.00</b>	<b>0.00</b>	<b>0.00</b>			
							ULT DSL	182.81	63.33	105.25	10.52	115.77	46175	500	12.7
							ULT DSL	176.02	49.77	79.64	7.96	87.60	46557	382	13.0
							ULT DSL	173.41	45.94	72.42	7.24	79.66	46877	320	14.4
							DIESEL		159.04	257.31	25.72	283.03			
							<b>TOTAL</b>		<b>159.04</b>	<b>257.31</b>	<b>25.72</b>	<b>283.03</b>		<b>1202</b>	<b>13.2</b>
							<b>THIS PERIOD</b>		<b>159.04</b>	<b>257.31</b>	<b>25.72</b>	<b>283.03</b>		<b>13.2</b>	<b>23.5</b>
							<b>YEAR TO DATE</b>		<b>0.00</b>	<b>0.00</b>	<b>0.00</b>	<b>0.00</b>			
<b>Cost Centre</b>  7050 15405338 03666 1GCX392 2943 WHITE MITSUBISHI ROSA BUS	02/12/25 12/12/25	09:00:53 08:59:16	<b>2913</b>  BIBRA LAKE BIBRA LAKE	WA WA	7451 7451	005914 006758	DIESEL		159.04	257.31	25.72	283.03			
							<b>TOTAL</b>		<b>159.04</b>	<b>257.31</b>	<b>25.72</b>	<b>283.03</b>		<b>1202</b>	<b>13.2</b>
							<b>THIS PERIOD</b>		<b>159.04</b>	<b>257.31</b>	<b>25.72</b>	<b>283.03</b>		<b>13.2</b>	<b>23.5</b>
							<b>YEAR TO DATE</b>		<b>0.00</b>	<b>0.00</b>	<b>0.00</b>	<b>0.00</b>			
							ULT DSL	182.81	50.06	83.19	8.32	91.51	139785	80	62.6
							ULSD G10	175.02	69.96	111.31	11.13	122.44	14000		114.4
							DIESEL		120.02	194.50	19.45	213.95			
							<b>TOTAL</b>		<b>120.02</b>	<b>194.50</b>	<b>19.45</b>	<b>213.95</b>		<b>80</b>	<b>150.0</b>
							<b>THIS PERIOD</b>		<b>120.02</b>	<b>194.50</b>	<b>19.45</b>	<b>213.95</b>		<b>150.0</b>	<b>267.4</b>
							<b>YEAR TO DATE</b>		<b>0.00</b>	<b>0.00</b>	<b>0.00</b>	<b>0.00</b>			
<b>Cost Centre</b>  7050 15405338 04516 1IDY275 2966 WHITE MITSUBISHI TRITON UTE	05/12/25 22/12/25	08:08:43 07:41:34	<b>2943</b>  NAVAL BASE NAVAL BASE	WA WA	7770 7770	063155 064616	DIESEL		120.02	194.50	19.45	213.95			
							<b>TOTAL</b>		<b>120.02</b>	<b>194.50</b>	<b>19.45</b>	<b>213.95</b>		<b>80</b>	<b>150.0</b>
							<b>THIS PERIOD</b>		<b>120.02</b>	<b>194.50</b>	<b>19.45</b>	<b>213.95</b>		<b>150.0</b>	<b>267.4</b>
							<b>YEAR TO DATE</b>		<b>0.00</b>	<b>0.00</b>	<b>0.00</b>	<b>0.00</b>			
							ULT DSL	180.81	57.09	93.84	9.38	103.22	30661	493	11.6
							ULT DSL	167.39	56.27	85.63	8.56	94.19	31135	474	11.9
							DIESEL		113.36	179.47	17.94	197.41			
							<b>TOTAL</b>		<b>113.36</b>	<b>179.47</b>	<b>17.94</b>	<b>197.41</b>		<b>967</b>	<b>11.7</b>
							<b>THIS PERIOD</b>		<b>113.36</b>	<b>179.47</b>	<b>17.94</b>	<b>197.41</b>		<b>11.7</b>	<b>20.4</b>
							<b>YEAR TO DATE</b>		<b>0.00</b>	<b>0.00</b>	<b>0.00</b>	<b>0.00</b>			

**BP Australia Pty Ltd**  
A.B.N. 53 004 085 616  
GPO Box 1621  
MELBOURNE VIC 3001

## BP Plus Fleet Control Report

Account Enquiries: BP Accounts Receivable Telephone: 1800 225 527



CITY OF COCKBURN  
Accounts Payable (Invoice Only) PO  
067775  
PO Box 1215  
BIBRA LAKE DC PRIVATE BOXES WA  
6965

CITY OF COCKBURN

Account Number: **0050188034**  
Period Starting: **01/12/2025**

Customer Number: **0115405338**  
Period Ending: **31/12/2025**

Page: 20 of 34  
Date: 31/12/2025

Card Number Vehicle/Driver	Date	Time	Purchase Location	Site No.	Receipt Number	Customer Reference	Product/Service					Odo meter (km)	KM Span	Litres/ 100km	Cents /km
							Description	CPL Price	Litres	Total Exc GST (\$)	GST (\$)	Total Inc GST (\$)			
<b>Cost Centre</b>  7050 90000780 01442 1GTV559 3004 WHITE FORD RANGER	02/12/25 24/12/25	15:47:48 08:33:34	2966  COCKBURN CENTRAL BIBRA LAKE	WA WA	7395 7451	016354 007658	DIESEL		113.36	179.47	17.94	197.41			
							<b>TOTAL</b>		<b>113.36</b>	<b>179.47</b>	<b>17.94</b>	<b>197.41</b>		<b>967</b>	<b>11.7</b>
							<b>THIS PERIOD</b>		<b>113.36</b>	<b>179.47</b>	<b>17.94</b>	<b>197.41</b>		<b>11.7</b>	<b>20.4</b>
							<b>YEAR TO DATE</b>		<b>0.00</b>	<b>0.00</b>	<b>0.00</b>	<b>0.00</b>			
							ULT DSL	182.81	69.35	115.25	11.53	126.78	38214	605	11.5
							ULSD G10	168.39	63.21	96.76	9.68	106.44	38789	575	11.0
							DIESEL		132.56	212.01	21.21	233.22			
							<b>TOTAL</b>		<b>132.56</b>	<b>212.01</b>	<b>21.21</b>	<b>233.22</b>		<b>1180</b>	<b>11.2</b>
<b>Cost Centre</b>  7050 90000774 54972 1IPR376 4256 WHITE FORD RANGER	12/12/25 23/12/25	19:02:02 16:25:34	3004  ROCKINGHAM NAVAL BASE	WA WA	6172 7770	004801 064762	DIESEL		132.56	212.01	21.21	233.22			
							<b>TOTAL</b>		<b>132.56</b>	<b>212.01</b>	<b>21.21</b>	<b>233.22</b>		<b>1180</b>	<b>11.2</b>
							<b>THIS PERIOD</b>		<b>132.56</b>	<b>212.01</b>	<b>21.21</b>	<b>233.22</b>		<b>1180</b>	<b>11.2</b>
							<b>YEAR TO DATE</b>		<b>0.00</b>	<b>0.00</b>	<b>0.00</b>	<b>0.00</b>			
							ULT DSL	174.02	71.81	113.60	11.36	124.96	5725		
							ULT DSL	167.39	60.38	91.88	9.19	101.07	5680		
							DIESEL		132.19	205.48	20.55	226.03			
							<b>TOTAL</b>		<b>132.19</b>	<b>205.48</b>	<b>20.55</b>	<b>226.03</b>			
<b>Cost Centre</b>  7050 90000769 45491 1IML913 4265 WHITE FORD RANGER	04/12/25 29/12/25	08:53:25 09:14:22	4256  SPEARWOOD BALDIVIS	WA WA	6443 7374	000515 023780	DIESEL		132.19	205.48	20.55	226.03			
							<b>TOTAL</b>		<b>132.19</b>	<b>205.48</b>	<b>20.55</b>	<b>226.03</b>			
							<b>THIS PERIOD</b>		<b>132.19</b>	<b>205.48</b>	<b>20.55</b>	<b>226.03</b>			
							<b>YEAR TO DATE</b>		<b>0.00</b>	<b>0.00</b>	<b>0.00</b>	<b>0.00</b>			
							ULT DSL	180.81	61.03	100.32	10.03	110.35	10017	635	9.6
							ULT DSL	164.72	62.14	93.05	9.31	102.36	10618	601	10.3
							DIESEL		123.17	193.37	19.34	212.71			
							<b>TOTAL</b>		<b>123.17</b>	<b>193.37</b>	<b>19.34</b>	<b>212.71</b>		<b>1236</b>	<b>10.0</b>
							<b>THIS PERIOD</b>		<b>123.17</b>	<b>193.37</b>	<b>19.34</b>	<b>212.71</b>		<b>1236</b>	<b>10.0</b>
							<b>YEAR TO DATE</b>		<b>0.00</b>	<b>0.00</b>	<b>0.00</b>	<b>0.00</b>			

**BP Australia Pty Ltd**  
A.B.N. 53 004 085 616  
GPO Box 1621  
MELBOURNE VIC 3001

## BP Plus Fleet Control Report

Account Enquiries: BP Accounts Receivable Telephone: 1800 225 527



CITY OF COCKBURN  
Accounts Payable (Invoice Only) PO  
067775  
PO Box 1215  
BIBRA LAKE DC PRIVATE BOXES WA  
6965

### CITY OF COCKBURN

Account Number: **0050188034**  
Period Starting: **01/12/2025**

Customer Number: **0115405338**  
Period Ending: **31/12/2025**

Page: 21 of 34  
Date: 31/12/2025

Card Number Vehicle/Driver	Date	Time	Purchase Location	Site No.	Receipt Number	Customer Reference	Product/Service					Odo meter (km)	KM Span	Litres/ 100km	Cents /km		
							Description	CPL Price	Litres	Total Exc GST (\$)	GST (\$)					Total Inc GST (\$)	
Cost Centre  7050 90000764 46003 1JK529 4295 WHITE FORD RANGER	08/12/25 29/12/25	14:52:56 09:59:29	4265  BIBRA LAKE BIBRA LAKE	WA WA	7451 7451	006404 007766		DIESEL	123.17	193.37	19.34	212.71					
							TOTAL	THIS PERIOD YEAR TO DATE	123.17 0.00	193.37 0.00	19.34 0.00	212.71 0.00		1236	10.0	17.2	
								ULT DSL ULT DSL	176.02 166.72	70.72 70.24	113.16 106.45	11.32 10.65	124.48 117.10	15966 16645	578 679	12.2 10.3	21.5 17.2
								DIESEL	140.96	219.61	21.97	241.58		1257	11.2	19.2	
							TOTAL	THIS PERIOD YEAR TO DATE	140.96 0.00	219.61 0.00	21.97 0.00	241.58 0.00		1257	11.2	19.2	
Cost Centre  7050 90000770 68897 1ICV817 5212 VOLKSWAGEN CADDY WHITE	11/12/25	12:08:54	4295  SPEARWOOD	WA	6443	000790		DIESEL	140.96	219.61	21.97	241.58					
							TOTAL	THIS PERIOD YEAR TO DATE	140.96 0.00	219.61 0.00	21.97 0.00	241.58 0.00		1257	11.2	19.2	
								ULT DSL	174.02	49.11	77.69	7.77	85.46	24573	803	6.1	10.6
								DIESEL	49.11	77.69	7.77	85.46		803	6.1	10.6	
							TOTAL	THIS PERIOD YEAR TO DATE	49.11 0.00	77.69 0.00	7.77 0.00	85.46 0.00		803	6.1	10.6	
Cost Centre  7050 90000768 74303 1HSX357 5343 BLUE POLARIS ATV	02/12/25 22/12/25	14:29:36 06:40:05	5212  BIBRA LAKE BIBRA LAKE	WA WA	7451 7451	005976 007459		DIESEL	49.11	77.69	7.77	85.46					
							TOTAL	THIS PERIOD YEAR TO DATE	49.11 0.00	77.69 0.00	7.77 0.00	85.46 0.00		803	6.1	10.6	
								BP ULT UNM BP ULT UNM	177.00 174.14	9.99 23.84	16.07 37.75	1.61 3.77	17.68 41.52	1389 1459	70	34.1	59.3
								M/S	33.83	53.82	5.38	59.20		70	48.3	84.6	
							TOTAL	THIS PERIOD YEAR TO DATE	33.83 0.00	53.82 0.00	5.38 0.00	59.20 0.00		70	48.3	84.6	



**BP Australia Pty Ltd**  
A.B.N. 53 004 085 616  
GPO Box 1621  
MELBOURNE VIC 3001

## BP Plus Fleet Control Report

Account Enquiries: BP Accounts Receivable Telephone: 1800 225 527



CITY OF COCKBURN  
Accounts Payable (Invoice Only) PO  
067775  
PO Box 1215  
BIBRA LAKE DC PRIVATE BOXES WA  
6965

CITY OF COCKBURN

Account Number: **0050188034**  
Period Starting: **01/12/2025**

Customer Number: **0115405338**  
Period Ending: **31/12/2025**

Page: 22 of 34  
Date: 31/12/2025

Card Number Vehicle/Driver	Date	Time	Purchase Location	Site No.	Receipt Number	Customer Reference	Product/Service					Odo meter (km)	KM Span	Litres/ 100km	Cents /km
							Description	CPL Price	Litres	Total Exc GST (\$)	GST (\$)	Total Inc GST (\$)			
<b>Cost Centre</b>  7050 15405338 03880 1HGQ065 5404 WHITE VW TIGUAN WAGON	09/12/25	16:59:38	5343  BIBRA LAKE WA	7451	006516		M/S		33.83	53.82	5.38	59.20			
						TOTAL	THIS PERIOD YEAR TO DATE		33.83 0.00	53.82 0.00	5.38 0.00	59.20 0.00		70	48.3
							BP ULT UNM	178.99	46.83	76.20	7.62	83.82	30013	470	10.0
						TOTAL	THIS PERIOD YEAR TO DATE		46.83 0.00	76.20 0.00	7.62 0.00	83.82 0.00		470	10.0
<b>Cost Centre</b>  7050 15405338 03716 1HBW349 5463 WHITE FORD RANGER UTILITY	01/12/25 09/12/25 18/12/25	07:52:16 08:27:15 07:48:16	5404  BIBRA LAKE WA BIBRA LAKE WA	7451 7451 7451	005790 085557 007223		M/S		46.83	76.20	7.62	83.82			
						TOTAL	THIS PERIOD YEAR TO DATE		46.83 0.00	76.20 0.00	7.62 0.00	83.82 0.00		470	10.0
							ULT DSL	182.81	34.71	57.68	5.77	63.45	57532	373	9.3
							ULT DSL	176.02	34.71	55.55	5.55	61.10	57886	354	9.8
<b>Cost Centre</b>  7050 90000768 57183 1IKQ367 5474 WHITE HYUNDAI I30	03/12/25 14/12/25 23/12/25	13:21:14 09:25:58 12:55:11	5463  BIBRA LAKE WA BIBRA LAKE WA COCKBURN CENTRAL WA	7451 7451 7395	006076 006876 017798		ULT DSL	173.41	42.38	66.81	6.68	73.49	58327	441	9.6
							DIESEL		111.80	180.04	18.00	198.04			
						TOTAL	THIS PERIOD YEAR TO DATE		111.80 0.00	180.04 0.00	18.00 0.00	198.04 0.00		1168	9.6
							DIESEL		111.80	180.04	18.00	198.04			
							ULT UNM	164.19	28.59	42.67	4.27	46.94	24736		
							ULT UNM	163.70 P	28.73	42.75	4.28	47.03	25258	522	5.5
							ULT UNM	157.70 P	36.61	52.48	5.25	57.73	25863	605	6.1
						TOTAL	THIS PERIOD YEAR TO DATE		93.93 0.00	137.90 0.00	13.80 0.00	151.70 0.00		1127	8.3

**BP Australia Pty Ltd**  
A.B.N. 53 004 085 616  
GPO Box 1621  
MELBOURNE VIC 3001

## BP Plus Fleet Control Report

Account Enquiries: BP Accounts Receivable Telephone: 1800 225 527



CITY OF COCKBURN  
Accounts Payable (Invoice Only) PO  
067775  
PO Box 1215  
BIBRA LAKE DC PRIVATE BOXES WA  
6965

CITY OF COCKBURN

Account Number: **0050188034**  
Period Starting: **01/12/2025**

Customer Number: **0115405338**  
Period Ending: **31/12/2025**

Page: 23 of 34  
Date: 31/12/2025

Card Number Vehicle/Driver	Date	Time	Purchase Location	Site No.	Receipt Number	Customer Reference	Product/Service					Odo meter (km)	KM Span	Litres/ 100km	Cents /km
							Description	CPL Price	Litres	Total Exc GST (\$)	GST (\$)	Total Inc GST (\$)			
<b>Cost Centre</b>  7050 15405338 04185 1HSD237 5494 WHITE MITSUBISHI TRITON UTE	12/12/25	07:57:46	BIBRA LAKE WA	7451	006748		M/S		93.93	137.90	13.80	151.70			
						TOTAL	THIS PERIOD YEAR TO DATE		93.93 0.00	137.90 0.00	13.80 0.00	151.70 0.00		1127	8.3
							ULSD G10	175.02	55.97	89.05	8.91	97.96	76457		
						TOTAL	THIS PERIOD YEAR TO DATE		55.97 0.00	89.05 0.00	8.91 0.00	97.96 0.00			
<b>Cost Centre</b>  7050 15405338 04268 1HUL717 5504 WHITE FORD RANGER UTE	04/12/25 16/12/25	10:13:31 16:27:39	BIBRA LAKE BIBRA LAKE WA WA	7451	085393 007082		DIESEL		55.97	89.05	8.91	97.96			
						TOTAL	THIS PERIOD YEAR TO DATE		55.97 0.00	89.05 0.00	8.91 0.00	97.96 0.00			
							ULT DSL ULT DSL	182.81 173.41	71.67 66.80	118.95 105.31	11.89 10.53	130.84 115.84	66351 66990	700 639	10.2 10.5
						TOTAL	THIS PERIOD YEAR TO DATE		138.37 0.00	224.26 0.00	22.42 0.00	246.68 0.00		1339	10.3
<b>Cost Centre</b>  7050 15405338 04466 1HHE012 5523 WHITE FORD RANGER UTILITY	02/12/25	09:49:59	BIBRA LAKE WA	7451	005926		DIESEL		138.37	224.26	22.42	246.68			
						TOTAL	THIS PERIOD YEAR TO DATE		138.37 0.00	224.26 0.00	22.42 0.00	246.68 0.00		1339	10.3
							ULSD G10	181.81	72.49	119.81	11.98	131.79	45644	696	10.4
						TOTAL	THIS PERIOD YEAR TO DATE		72.49 0.00	119.81 0.00	11.98 0.00	131.79 0.00		696	10.4

**BP Australia Pty Ltd**  
A.B.N. 53 004 085 616  
GPO Box 1621  
MELBOURNE VIC 3001

## BP Plus Fleet Control Report

Account Enquiries: BP Accounts Receivable Telephone: 1800 225 527



CITY OF COCKBURN  
Accounts Payable (Invoice Only) PO  
067775  
PO Box 1215  
BIBRA LAKE DC PRIVATE BOXES WA  
6965

CITY OF COCKBURN

Account Number: **0050188034**  
Period Starting: **01/12/2025**

Customer Number: **0115405338**  
Period Ending: **31/12/2025**

Page: 24 of 34  
Date: 31/12/2025

Card Number Vehicle/Driver	Date	Time	Purchase Location	Site No.	Receipt Number	Customer Reference	Product/Service					Odo meter (km)	KM Span	Litres/ 100km	Cents /km
							Description	CPL Price	Litres	Total Exc GST (\$)	GST (\$)	Total Inc GST (\$)			
<b>Cost Centre</b>  7050 15405338 03542 1GY2082 5542 WHITE SUBARU FORESTER WAGON	03/12/25 10/12/25 17/12/25	10:25:05 09:47:53 10:14:53	SPEARWOOD SPEARWOOD SPEARWOOD	WA WA WA	6443 6443 6443	000480 000747 000980	DIESEL		72.49	119.81	11.98	131.79			
							<b>TOTAL</b>		<b>72.49</b>	<b>119.81</b>	<b>11.98</b>	<b>131.79</b>		<b>696</b>	<b>10.4</b>
							<b>THIS PERIOD</b>		<b>72.49</b>	<b>119.81</b>	<b>11.98</b>	<b>131.79</b>			
							<b>YEAR TO DATE</b>		<b>0.00</b>	<b>0.00</b>	<b>0.00</b>	<b>0.00</b>			
							U/LP UNM	162.19	28.57	42.13	4.21	46.34	777		
							U/LP UNM	164.24	28.97	43.25	4.33	47.58	777		
							U/LP UNM	161.36	21.70	31.84	3.18	35.02	777		
							M/S		79.24	117.22	11.72	128.94			
							<b>TOTAL</b>		<b>79.24</b>	<b>117.22</b>	<b>11.72</b>	<b>128.94</b>			
							<b>THIS PERIOD</b>		<b>79.24</b>	<b>117.22</b>	<b>11.72</b>	<b>128.94</b>			
							<b>YEAR TO DATE</b>		<b>0.00</b>	<b>0.00</b>	<b>0.00</b>	<b>0.00</b>			
<b>Cost Centre</b>  7050 15405338 03773 1HDY134 5552 WHITE ISUZU MUX WAGON	08/12/25 14/12/25	13:47:43 15:05:24	SPEARWOOD COCKBURN CENTRAL	WA WA	6443 7395	000676 017207	M/S		79.24	117.22	11.72	128.94			
							<b>TOTAL</b>		<b>79.24</b>	<b>117.22</b>	<b>11.72</b>	<b>128.94</b>			
							<b>THIS PERIOD</b>		<b>79.24</b>	<b>117.22</b>	<b>11.72</b>	<b>128.94</b>			
							<b>YEAR TO DATE</b>		<b>0.00</b>	<b>0.00</b>	<b>0.00</b>	<b>0.00</b>			
							ULT DSL	174.02	58.53	92.59	9.26	101.85	36264	2474	2.4
							ULT DSL	176.02	36.18	57.89	5.79	63.68	34521		4.1
							DIESEL		94.71	150.48	15.05	165.53			
							<b>TOTAL</b>		<b>94.71</b>	<b>150.48</b>	<b>15.05</b>	<b>165.53</b>		<b>2474</b>	<b>3.8</b>
							<b>THIS PERIOD</b>		<b>94.71</b>	<b>150.48</b>	<b>15.05</b>	<b>165.53</b>			
							<b>YEAR TO DATE</b>		<b>0.00</b>	<b>0.00</b>	<b>0.00</b>	<b>0.00</b>			
<b>Cost Centre</b>  7050 90000765 40227 1UJ2777 5702 WHITE ISUZU D-MAX	01/12/25 23/12/25	12:20:52 14:52:47	BIBRA LAKE SPEARWOOD	WA WA	7451 6443	085256 001173	DIESEL		94.71	150.48	15.05	165.53			
							<b>TOTAL</b>		<b>94.71</b>	<b>150.48</b>	<b>15.05</b>	<b>165.53</b>		<b>2474</b>	<b>3.8</b>
							<b>THIS PERIOD</b>		<b>94.71</b>	<b>150.48</b>	<b>15.05</b>	<b>165.53</b>			
							<b>YEAR TO DATE</b>		<b>0.00</b>	<b>0.00</b>	<b>0.00</b>	<b>0.00</b>			
							ULT DSL	182.81	39.55	65.73	6.57	72.30	44895	341	11.6
							ULT DSL	167.39	41.51	63.16	6.32	69.48	2833		
							DIESEL		81.06	128.89	12.89	141.78			
							<b>TOTAL</b>		<b>81.06</b>	<b>128.89</b>	<b>12.89</b>	<b>141.78</b>		<b>341</b>	<b>23.8</b>
							<b>THIS PERIOD</b>		<b>81.06</b>	<b>128.89</b>	<b>12.89</b>	<b>141.78</b>			
							<b>YEAR TO DATE</b>		<b>0.00</b>	<b>0.00</b>	<b>0.00</b>	<b>0.00</b>			

**BP Australia Pty Ltd**  
A.B.N. 53 004 085 616  
GPO Box 1621  
MELBOURNE VIC 3001

## BP Plus Fleet Control Report

Account Enquiries: BP Accounts Receivable Telephone: 1800 225 527



CITY OF COCKBURN  
Accounts Payable (Invoice Only) PO  
067775  
PO Box 1215  
BIBRA LAKE DC PRIVATE BOXES WA  
6965

### CITY OF COCKBURN

Account Number: **0050188034** Customer Number: **0115405338**  
Period Starting: **01/12/2025** Period Ending: **31/12/2025**

Page: 25 of 34  
Date: 31/12/2025

Card Number Vehicle/Driver	Date	Time	Purchase Location	Site No.	Receipt Number	Customer Reference	Product/Service					Odo meter (km)	KM Span	Litres/ 100km	Cents /km
							Description	CPL Price	Litres	Total Exc GST (\$)	GST (\$)	Total Inc GST (\$)			
<b>Cost Centre</b>			<b>5702</b>				DIESEL		81.06	128.89	12.89	141.78			
							<b>TOTAL</b>	<b>THIS PERIOD</b>	<b>81.06</b>	<b>128.89</b>	<b>12.89</b>	<b>141.78</b>		<b>341</b>	<b>23.8</b>
							<b>YEAR TO DATE</b>		0.00		0.00	0.00			
							ULT DSL	183.12	23.29	38.77	3.88	42.65	44931	211	11.0
							ULT DSL	182.81	23.56	39.15	3.92	43.07	45164	233	10.1
							ULT DSL	182.81	14.23	23.65	2.36	26.01	45299	135	10.5
							ULT DSL	182.81	15.99	26.57	2.66	29.23	45448	149	10.7
							ULT DSL	182.81	37.94	63.05	6.31	69.36	45844	396	9.6
							ULT DSL	176.02	71.89	115.04	11.50	126.54	46594	750	9.6
							ULT DSL	176.02	28.14	45.03	4.50	49.53	46843	249	11.3
							ULT DSL	176.02	12.67	20.27	2.03	22.30	46965	122	10.4
							ULT DSL	176.02	22.05	35.28	3.53	38.81	47161	196	11.2
							ULT DSL	176.02	33.46	53.55	5.35	58.90	47447	286	11.7
							ULT DSL	171.41	33.19	51.72	5.17	56.89	47722	275	12.1
							ULT DSL	173.41	38.63	60.90	6.09	66.99	48075	353	10.9
							ULT DSL	169.39	62.66	96.49	9.65	106.14	48721	646	9.7
							ULT DSL	169.39	19.12	29.45	2.94	32.39	48901	180	10.6
							ULT DSL	167.39	18.79	28.59	2.86	31.45	49058	157	12.0
							ULT DSL	167.39	17.30	26.33	2.63	28.96	49196	138	12.5
							ULT DSL	167.39	16.81	25.58	2.56	28.14	49321	125	13.4
							ULT DSL	169.39	19.45	29.95	3.00	32.95	49529	208	9.4
							ULT DSL	166.72	52.12	78.99	7.90	86.89	49989	460	11.3
							ULT DSL	164.72	20.57	30.80	3.08	33.88	50189	200	10.3
							DIESEL		581.86	919.16	91.92	1011.08			
<b>Cost Centre</b>			<b>5712</b>				<b>TOTAL</b>	<b>THIS PERIOD</b>	<b>581.86</b>	<b>919.16</b>	<b>91.92</b>	<b>1,011.08</b>		<b>5469</b>	<b>10.6</b>
							<b>YEAR TO DATE</b>		0.00		0.00	0.00			
							DIESEL		581.86	919.16	91.92	1011.08			
							<b>TOTAL</b>	<b>THIS PERIOD</b>	<b>581.86</b>	<b>919.16</b>	<b>91.92</b>	<b>1,011.08</b>		<b>5469</b>	<b>10.6</b>
							<b>YEAR TO DATE</b>		0.00		0.00	0.00			
							ULT DSL	180.81	41.60	68.38	6.84	75.22	266899		
							ULT DSL	180.81	45.76	75.22	7.52	82.74	67329		
							ULT DSL	174.02	43.51	68.84	6.88	75.72	67791		
							ULT DSL	176.02	12.86	20.58	2.06	22.64	67925	134	9.6
							ULT DSL	171.41	23.88	37.21	3.72	40.93	68114	189	12.6
							ULT DSL	173.41	36.43	57.43	5.74	63.17	68445	331	11.0
							ULT DSL	173.41	38.71	61.03	6.10	67.13	68792	347	11.2
							ULT DSL	169.39	28.79	44.34	4.43	48.77	69057	265	10.9
							ULT DSL								

**BP Australia Pty Ltd**  
A.B.N. 53 004 085 616  
GPO Box 1621  
MELBOURNE VIC 3001

## BP Plus Fleet Control Report

Account Enquiries: BP Accounts Receivable Telephone: 1800 225 527



CITY OF COCKBURN  
Accounts Payable (Invoice Only) PO  
067775  
PO Box 1215  
BIBRA LAKE DC PRIVATE BOXES WA  
6965

### CITY OF COCKBURN

Account Number: **0050188034** Customer Number: **0115405338**  
Period Starting: **01/12/2025** Period Ending: **31/12/2025**

Page: 26 of 34  
Date: 31/12/2025

Card Number Vehicle/Driver	Date	Time	Purchase Location	Site No.	Receipt Number	Customer Reference	Product/Service					Odo meter (km)	KM Span	Litres/ 100km	Cents /km
							Description	CPL Price	Litres	Total Exc GST (\$)	GST (\$)	Total Inc GST (\$)			
Cost Centre  7050 15405338 04474 11BU371 5732 FORD RANGER WHITE			5722				DIESEL		271.54	433.03	43.29	476.32			
						TOTAL	THIS PERIOD		271.54	433.03	43.29	476.32		1728	15.7
							YEAR TO DATE		0.00		0.00	0.00			27.6
							DIESEL		271.54	433.03	43.29	476.32			
						TOTAL	THIS PERIOD		271.54	433.03	43.29	476.32		1728	15.7
							YEAR TO DATE		0.00		0.00	0.00			27.6
							ULT DSL	182.81	67.07	111.46	11.15	122.61	108052	562	11.9
							ULT DSL	180.81	48.73	80.10	8.01	88.11	108521	469	10.4
							ULT DSL	176.02	35.81	57.30	5.73	63.03	108836	315	11.4
							ULT DSL	169.39	36.72	56.55	5.65	62.20	106155		
Cost Centre  7050 90000773 68008 11NJ45 5743 WHITE FORD RANGER			5732				ULT DSL	169.39	35.23	54.25	5.43	59.68	109441		
							ULT DSL	169.39	29.04	44.72	4.47	49.19	109686	245	11.9
							ULT DSL	166.72	43.72	66.26	6.63	72.89	110057	371	11.8
							DIESEL		296.32	470.64	47.07	517.71			
						TOTAL	THIS PERIOD		296.32	470.64	47.07	517.71		1962	15.1
							YEAR TO DATE		0.00		0.00	0.00			26.4
							DIESEL		296.32	470.64	47.07	517.71			
						TOTAL	THIS PERIOD		296.32	470.64	47.07	517.71		1962	15.1
							YEAR TO DATE		0.00		0.00	0.00			26.4
							ULT DSL	183.12	22.92	38.15	3.82	41.97	35259	206	11.1
							ULT DSL	182.81	24.66	40.98	4.10	45.08	35537	278	8.9
							ULT DSL	182.81	19.05	31.65	3.17	34.82	35734	197	9.7
							ULT DSL	182.81	24.71	41.06	4.11	45.17	35983	249	9.9
							ULT DSL	180.81	21.95	36.08	3.61	39.69	36163	180	12.2
							ULT DSL	182.81	20.44	33.97	3.40	37.37	36364	201	10.2
							ULT DSL	180.81	29.91	49.16	4.92	54.08	36690	326	9.2
							ULT DSL	180.81	22.51	37.00	3.70	40.70	36885	195	11.5
							ULT DSL	174.02	18.07	28.59	2.86	31.45	37067	182	9.9
							ULT DSL	176.02	25.36	40.58	4.06	44.64	37323	256	9.9
							ULT DSL	174.02	25.86	40.91	4.09	45.00	37561	238	10.9
							ULT DSL	176.02	19.87	31.79	3.18	34.97	37789	228	8.7
							ULT DSL	174.02	20.17	31.91	3.19	35.10	37659		
							ULT DSL	176.02	15.86	25.38	2.54	27.92	38143	484	3.3
							ULT DSL	173.41	24.56	38.72	3.87	42.59	39387	1244	2.0
							ULT DSL	173.41	29.50	46.51	4.65	51.16	38671		
							ULT DSL	171.41	40.29	62.78	6.28	69.06	39035	364	11.1
															19.0

BP Australia Pty Ltd  
A.B.N. 53 004 085 616  
GPO Box 1621  
MELBOURNE VIC 3001

## BP Plus Fleet Control Report

Account Enquiries: BP Accounts Receivable Telephone: 1800 225 527



CITY OF COCKBURN  
Accounts Payable (Invoice Only) PO  
067775  
PO Box 1215  
BIBRA LAKE DC PRIVATE BOXES WA  
6965

CITY OF COCKBURN

Account Number: **0050188034** Customer Number: **0115405338**  
Period Starting: **01/12/2025** Period Ending: **31/12/2025**

Page: 27 of 34  
Date: 31/12/2025

Card Number Vehicle/Driver	Date	Time	Purchase Location	Site No.	Receipt Number	Customer Reference	Product/Service					Odo meter (km)	KM Span	Litres/ 100km	Cents /km		
							Description	CPL Price	Litres	Total Exc GST (\$)	GST (\$)					Total Inc GST (\$)	
Cost Centre	20/12/25	23:45:29	SPEARWOOD	WA	6443	001100	ULT DSL	171.41	7.71	12.02	1.20	13.22	39097	62	12.4	21.3	
	22/12/25	23:20:02	SUCCESS	WA	5992	053306	ULT DSL	167.39	30.95	47.10	4.71	51.81	39425	328	9.4	15.8	
	24/12/25	05:06:48	BIBRA LAKE	WA	7451	007634	ULT DSL	169.39	8.98	13.83	1.38	15.21	39548	123	7.3	12.4	
	25/12/25	16:59:11	SPEARWOOD	WA	6443	001230	ULT DSL	167.39	28.61	43.54	4.35	47.89	39759	211	13.6	22.7	
	27/12/25	05:13:20	BIBRA LAKE	WA	7451	007704	ULT DSL	169.39	29.52	45.45	4.55	50.00	40105	346	8.5	14.5	
	28/12/25	17:11:33	BIBRA LAKE	WA	7451	007745	ULSD G10	168.39	36.75	56.25	5.63	61.88	40431	326	11.3	19.0	
	29/12/25	04:41:52	BIBRA LAKE	WA	7451	007748	ULT DSL	166.72	8.34	12.64	1.26	13.90	40531	100	8.3	13.9	
	29/12/25	17:32:48	BIBRA LAKE	WA	7451	007798	ULT DSL	166.72	19.52	29.58	2.96	32.54	4066				
	30/12/25	17:04:00	BIBRA LAKE	WA	7451	007860	ULT DSL	166.72	30.35	46.00	4.60	50.60	40962				
							DIESEL		606.42	961.63	96.19	1057.82					
						TOTAL	THIS PERIOD YEAR TO DATE		606.42 0.00	961.63	96.19 0.00	1,057.82 0.00		6324	9.6	16.7	
							DIESEL		606.42	961.63	96.19	1057.82					
						TOTAL	THIS PERIOD YEAR TO DATE		606.42 0.00	961.63	96.19 0.00	1,057.82 0.00		6324	9.6	16.7	
	7050 90000773 97569 1INJ944 5753 WHITE FORD RANGER	30/11/25	21:58:39	SPEARWOOD	WA	6443	000400	ULT DSL	183.12	38.29	63.75	6.37	70.12	28567	439	8.7	16.0
		04/12/25	11:17:45	BIBRA LAKE	WA	7451	006158	ULT DSL	182.81	32.21	53.53	5.35	58.88	28898	331	9.7	17.8
	09/12/25	16:52:31	BIBRA LAKE	WA	7451	006514	ULT DSL	176.02	55.40	88.65	8.86	97.51	29411	513	10.8	19.0	
	09/12/25	23:23:17	COCKBURN CENTRAL	WA	7395	081032	ULT DSL	176.02	6.46	10.34	1.03	11.37	29425	14	46.1	81.2	
	12/12/25	05:01:06	SUCCESS	WA	5992	052928	ULT DSL	174.02	47.63	75.35	7.54	82.89	29971	546	8.7	15.2	
	14/12/25	04:35:56	COCKBURN CENTRAL	WA	7395	081136	ULT DSL	176.02	27.90	44.65	4.46	49.11	3024				
	16/12/25	03:33:12	COCKBURN CENTRAL	WA	7395	081201	ULT DSL	173.41	25.81	40.69	4.07	44.76	30494				
	16/12/25	23:48:27	SUCCESS	WA	5992	053099	ULT DSL	171.41	14.24	22.19	2.22	24.41	30628	134	10.6	18.2	
	19/12/25	05:27:12	BIBRA LAKE	WA	7451	007276	ULT DSL	173.41	45.95	72.44	7.24	79.68	31112	484	9.5	16.5	
	22/12/25	05:13:36	BIBRA LAKE	WA	7451	007451	ULT DSL	169.39	50.39	77.59	7.76	85.35	31612	500	10.1	17.1	
	22/12/25	17:35:31	BIBRA LAKE	WA	7451	007528	ULT DSL	169.39	20.51	31.58	3.16	34.74	31796	184	11.1	18.9	
	23/12/25	17:10:36	BIBRA LAKE	WA	7451	007628	ULT DSL	169.39	29.73	45.78	4.58	50.36	32096	300	9.9	16.8	
	24/12/25	17:25:45	SUCCESS	WA	5992	053394	ULT DSL	167.39	20.63	31.39	3.14	34.53	32263	167	12.4	20.7	
	27/12/25	17:46:42	BIBRA LAKE	WA	7451	007727	ULT DSL	169.39	38.28	58.95	5.89	64.84	32681	418	9.2	15.5	
							DIESEL		453.43	716.88	71.67	788.55					
						TOTAL	THIS PERIOD YEAR TO DATE		453.43 0.00	716.88	71.67 0.00	788.55 0.00		4030	11.3	19.6	

**BP Australia Pty Ltd**  
A.B.N. 53 004 085 616  
GPO Box 1621  
MELBOURNE VIC 3001

## BP Plus Fleet Control Report

Account Enquiries: BP Accounts Receivable Telephone: 1800 225 527



CITY OF COCKBURN  
Accounts Payable (Invoice Only) PO  
067775  
PO Box 1215  
BIBRA LAKE DC PRIVATE BOXES WA  
6965

### CITY OF COCKBURN

Account Number: **0050188034**  
Period Starting: **01/12/2025**

Customer Number: **0115405338**  
Period Ending: **31/12/2025**

Page: 28 of 34  
Date: 31/12/2025

Card Number Vehicle/Driver	Date	Time	Purchase Location	Site No.	Receipt Number	Customer Reference	Product/Service					Odo meter (km)	KM Span	Litres/ 100km	Cents /km
							Description	CPL Price	Litres	Total Exc GST (\$)	GST (\$)	Total Inc GST (\$)			
<b>Cost Centre</b>			<b>5753</b>				DIESEL		453.43	716.88	71.67	788.55			
							<b>TOTAL</b>	<b>THIS PERIOD</b>	<b>453.43</b>	<b>716.88</b>	<b>71.67</b>	<b>788.55</b>		<b>4030</b>	<b>11.3</b>
							<b>YEAR TO DATE</b>		0.00		0.00				
							ULT DSL	180.81	20.05	32.95	3.30	36.25	107142	148	13.5
							ULT DSL	180.81	65.17	107.12	10.71	117.83	107816	674	9.7
							ULT DSL	176.02	65.36	104.59	10.46	115.05	108792	976	6.7
							ULT DSL	176.02	31.99	51.19	5.12	56.31	108818	26	123.0
							ULT DSL	174.02	33.07	52.32	5.23	57.55	109093	275	12.0
							ULT DSL	176.02	18.35	29.36	2.94	32.30	109266	173	10.6
							ULT DSL	176.02	33.84	54.15	5.41	59.56	109263		18.7
							ULT DSL	176.02	34.92	55.88	5.59	61.47	109974	711	4.9
							ULT DSL	173.41	48.95	77.16	7.72	84.88	110442	468	10.5
							ULT DSL	173.41	22.42	35.35	3.53	38.88	110654	212	10.6
							ULT DSL	173.41	70.23	110.72	11.07	121.79	111045	391	18.0
							ULT DSL	169.39	44.98	69.26	6.93	76.19	111927	882	5.1
							ULT DSL	169.39	33.15	51.05	5.10	56.15	112294	367	9.0
							ULT DSL	167.39	31.07	47.28	4.73	52.01	112622	328	9.5
							ULT DSL	167.39	12.88	19.60	1.96	21.56	112776	154	8.4
							ULT DSL	166.72	34.25	51.91	5.19	57.10	113153	377	9.1
							ULT DSL	166.72	27.35	41.45	4.15	45.60	113448	295	9.3
							DIESEL		628.03	991.34	99.14	1090.48			
							<b>TOTAL</b>	<b>THIS PERIOD</b>	<b>628.03</b>	<b>991.34</b>	<b>99.14</b>	<b>1,090.48</b>		<b>6457</b>	<b>9.7</b>
							<b>YEAR TO DATE</b>		0.00		0.00				
							DIESEL		628.03	991.34	99.14	1090.48			
<b>Cost Centre</b>			<b>5762</b>				<b>TOTAL</b>	<b>THIS PERIOD</b>	<b>628.03</b>	<b>991.34</b>	<b>99.14</b>	<b>1,090.48</b>		<b>6457</b>	<b>9.7</b>
							<b>YEAR TO DATE</b>		0.00		0.00				
							ULT DSL	176.02	49.08	78.54	7.85	86.39	57765	445	11.0
							ULT DSL	173.41	62.28	98.18	9.82	108.00	58350	585	10.6
							DIESEL		111.36	176.72	17.67	194.39			
							<b>TOTAL</b>	<b>THIS PERIOD</b>	<b>111.36</b>	<b>176.72</b>	<b>17.67</b>	<b>194.39</b>		<b>1030</b>	<b>10.8</b>
							<b>YEAR TO DATE</b>		0.00		0.00				

**BP Australia Pty Ltd**  
A.B.N. 53 004 085 616  
GPO Box 1621  
MELBOURNE VIC 3001

## BP Plus Fleet Control Report

Account Enquiries: BP Accounts Receivable Telephone: 1800 225 527



CITY OF COCKBURN  
Accounts Payable (Invoice Only) PO  
067775  
PO Box 1215  
BIBRA LAKE DC PRIVATE BOXES WA  
6965

CITY OF COCKBURN

Account Number: **0050188034**  
Period Starting: **01/12/2025**

Customer Number: **0115405338**  
Period Ending: **31/12/2025**

Page: 29 of 34  
Date: 31/12/2025

Card Number Vehicle/Driver	Date	Time	Purchase Location	Site No.	Receipt Number	Customer Reference	Product/Service					Odo meter (km)	KM Span	Litres/ 100km	Cents /km
							Description	CPL Price	Litres	Total Exc GST (\$)	GST (\$)	Total Inc GST (\$)			
<b>Cost Centre</b>  7050 90000768 73651 11MB584 6681 WHITE FORD RANGER	14/12/25	13:40:27	COCKBURN CENTRAL	WA	7395	017199	DIESEL		111.36	176.72	17.67	194.39			
							<b>TOTAL</b>		<b>111.36</b>	<b>176.72</b>	<b>17.67</b>	<b>194.39</b>		<b>1030</b>	<b>10.8</b>
							<b>THIS PERIOD</b>		<b>111.36</b>	<b>176.72</b>	<b>17.67</b>	<b>194.39</b>		<b>1030</b>	<b>10.8</b>
							<b>YEAR TO DATE</b>		<b>0.00</b>	<b>0.00</b>	<b>0.00</b>	<b>0.00</b>			
<b>Cost Centre</b>  7050 15405338 04441 11AN776 6931 WHITE FORD RANGER	04/12/25	08:11:18	BIBRA LAKE	WA	7451	006128	ULT DSL	176.02	50.65	81.05	8.10	89.15	12077	625	8.1
							DIESEL		50.65	81.05	8.10	89.15			
							<b>TOTAL</b>		<b>50.65</b>	<b>81.05</b>	<b>8.10</b>	<b>89.15</b>		<b>625</b>	<b>8.1</b>
							<b>THIS PERIOD</b>		<b>50.65</b>	<b>81.05</b>	<b>8.10</b>	<b>89.15</b>		<b>625</b>	<b>8.1</b>
<b>Cost Centre</b>  7050 15405338 04433 11AN778 6941 WHITE FORD RANGER	17/12/25	12:25:24	BIBRA LAKE	WA	7451	085891	<b>YEAR TO DATE</b>		<b>0.00</b>	<b>0.00</b>	<b>0.00</b>	<b>0.00</b>			
							ULT DSL	181.81	66.73	110.29	11.03	121.32	19800	578	11.5
							DIESEL		66.73	110.29	11.03	121.32			
							<b>TOTAL</b>		<b>66.73</b>	<b>110.29</b>	<b>11.03</b>	<b>121.32</b>		<b>578</b>	<b>11.5</b>
<b>Cost Centre</b>  7050 15405338 04433 11AN778 6941 WHITE FORD RANGER	17/12/25	12:25:24	BIBRA LAKE	WA	7451	085891	<b>YEAR TO DATE</b>		<b>0.00</b>	<b>0.00</b>	<b>0.00</b>	<b>0.00</b>			
							ULT DSL	173.41	73.79	116.33	11.63	127.96	24555	763	9.7
							DIESEL		73.79	116.33	11.63	127.96			
							<b>TOTAL</b>		<b>73.79</b>	<b>116.33</b>	<b>11.63</b>	<b>127.96</b>		<b>763</b>	<b>9.7</b>
<b>Cost Centre</b>  7050 15405338 04433 11AN778 6941 WHITE FORD RANGER	17/12/25	12:25:24	BIBRA LAKE	WA	7451	085891	<b>YEAR TO DATE</b>		<b>0.00</b>	<b>0.00</b>	<b>0.00</b>	<b>0.00</b>			
							ULT DSL	173.41	73.79	116.33	11.63	127.96	24555	763	9.7
							DIESEL		73.79	116.33	11.63	127.96			
							<b>TOTAL</b>		<b>73.79</b>	<b>116.33</b>	<b>11.63</b>	<b>127.96</b>		<b>763</b>	<b>9.7</b>



**BP Australia Pty Ltd**  
A.B.N. 53 004 085 616  
GPO Box 1621  
MELBOURNE VIC 3001

## BP Plus Fleet Control Report

Account Enquiries: BP Accounts Receivable Telephone: 1800 225 527



CITY OF COCKBURN  
Accounts Payable (Invoice Only) PO  
067775  
PO Box 1215  
BIBRA LAKE DC PRIVATE BOXES WA  
6965

CITY OF COCKBURN

Account Number: **0050188034**  
Period Starting: **01/12/2025**

Customer Number: **0115405338**  
Period Ending: **31/12/2025**

Page: 30 of 34  
Date: 31/12/2025

Card Number Vehicle/Driver	Date	Time	Purchase Location	Site No.	Receipt Number	Customer Reference	Product/Service					Odo meter (km)	KM Span	Litres/ 100km	Cents /km
							Description	CPL Price	Litres	Total Exc GST (\$)	GST (\$)	Total Inc GST (\$)			
<b>Cost Centre</b>  7050 90000763 26726 11IH592 6951 WHITE FORD RANGER	23/12/25	13:38:48	BIBRA LAKE WA	7451	007600		DIESEL		73.79	116.33	11.63	127.96			
						TOTAL	THIS PERIOD		73.79	116.33	11.63	127.96		763	9.7
							YEAR TO DATE		0.00	0.00	0.00	0.00			
							ULSD G10	168.39	71.61	109.62	10.96	120.58	12372	680	10.5
<b>Cost Centre</b>  7050 15405338 04615 11IH589 6961 WHITE FORD RANGER UTE	12/12/25 30/12/25	13:02:38 11:29:49	BIBRA LAKE WA BIBRA LAKE WA	7451 7451	006792 086174		DIESEL		71.61	109.62	10.96	120.58			
						TOTAL	THIS PERIOD		71.61	109.62	10.96	120.58		680	10.5
							YEAR TO DATE		0.00	0.00	0.00	0.00			
							ULSD G10	175.02	71.31	113.46	11.35	124.81	27459	782	9.1
<b>Cost Centre</b>  7050 90000764 78360 11GU559 7433 SCHAFFER ART LOADER - HOURS	02/12/25 04/12/25 08/12/25 10/12/25 16/12/25 17/12/25	06:10:40 06:07:44 06:27:23 06:20:41 06:06:11 06:06:51	BIBRA LAKE WA BIBRA LAKE WA BIBRA LAKE WA BIBRA LAKE WA	7451 7451 7451 7451 7451 7451	005890 085358 006351 006545 006983 007113		ULT DSL	166.72	64.99	98.50	9.85	108.35	28180	721	9.0
							DIESEL		136.30	211.96	21.20	233.16			
						TOTAL	THIS PERIOD		136.30	211.96	21.20	233.16		1503	9.1
							YEAR TO DATE		0.00	0.00	0.00	0.00			
<b>Cost Centre</b>  7050 90000764 78360 11GU559 7433 SCHAFFER ART LOADER - HOURS	02/12/25 04/12/25 08/12/25 10/12/25 16/12/25 17/12/25	06:10:40 06:07:44 06:27:23 06:20:41 06:06:11 06:06:51	BIBRA LAKE WA BIBRA LAKE WA BIBRA LAKE WA BIBRA LAKE WA	7451 7451 7451 7451 7451 7451	005890 085358 006351 006545 006983 007113		DIESEL		136.30	211.96	21.20	233.16			
						TOTAL	THIS PERIOD		136.30	211.96	21.20	233.16		1503	9.1
							YEAR TO DATE		0.00	0.00	0.00	0.00			
							ULSD G10	181.81	27.96	46.21	4.62	50.83	2036	13	215.1
<b>Cost Centre</b>  7050 90000764 78360 11GU559 7433 SCHAFFER ART LOADER - HOURS	02/12/25 04/12/25 08/12/25 10/12/25 16/12/25 17/12/25	06:10:40 06:07:44 06:27:23 06:20:41 06:06:11 06:06:51	BIBRA LAKE WA BIBRA LAKE WA BIBRA LAKE WA BIBRA LAKE WA	7451 7451 7451 7451 7451 7451	005890 085358 006351 006545 006983 007113		ULSD G10	181.81	27.58	45.58	4.56	50.14	20406		391.0
							ULSD G10	175.02	20.74	33.00	3.30	36.30	2055		
							ULSD G10	175.02	53.68	85.41	8.54	93.95	2066	11	488.0
							ULSD G10	172.41	35.78	56.08	5.61	61.69	2077	11	325.3
<b>Cost Centre</b>  7050 90000764 78360 11GU559 7433 SCHAFFER ART LOADER - HOURS	02/12/25 04/12/25 08/12/25 10/12/25 16/12/25 17/12/25	06:10:40 06:07:44 06:27:23 06:20:41 06:06:11 06:06:51	BIBRA LAKE WA BIBRA LAKE WA BIBRA LAKE WA BIBRA LAKE WA	7451 7451 7451 7451 7451 7451	005890 085358 006351 006545 006983 007113		ULSD G10	172.41	22.21	34.81	3.48	38.29	2084	7	317.3
							ULSD G10								
							ULSD G10								
							ULSD G10								

**BP Australia Pty Ltd**  
A.B.N. 53 004 085 616  
GPO Box 1621  
MELBOURNE VIC 3001

## BP Plus Fleet Control Report

Account Enquiries: BP Accounts Receivable Telephone: 1800 225 527



CITY OF COCKBURN  
Accounts Payable (Invoice Only) PO  
067775  
PO Box 1215  
BIBRA LAKE DC PRIVATE BOXES WA  
6965

CITY OF COCKBURN

Account Number: **0050188034**  
Period Starting: **01/12/2025**

Customer Number: **0115405338**  
Period Ending: **31/12/2025**

Page: 31 of 34  
Date: 31/12/2025

Card Number Vehicle/Driver	Date	Time	Purchase Location	Site No.	Receipt Number	Customer Reference	Product/Service					Odo meter (km)	KM Span	Litres/ 100km	Cents /km
							Description	CPL Price	Litres	Total Exc GST (\$)	GST (\$)	Total Inc GST (\$)			
Cost Centre  7050 90000764 77594 1HHZ646 7454 MERC REAR LOADER - HOURS	02/12/25	06:22:24	BIBRA LAKE	WA	7451	005893	DIESEL		187.95	301.09	30.11	331.20			
							TOTAL		187.95	301.09	30.11	331.20		42	447.5
							YEAR TO DATE		0.00		0.00	0.00			
							DIESEL		187.95	301.09	30.11	331.20			
							TOTAL		187.95	301.09	30.11	331.20		42	447.5
							YEAR TO DATE		0.00		0.00	0.00			
							AdBlue	199.90 P	10.75	19.54	1.95	21.49	7522	20	53.8
							ULSD G10	181.81	114.30	188.92	18.89	207.81			
							ULSD G10	181.81	59.61	98.53	9.85	108.38	7529	7	851.6
							ULSD G10	181.81	66.51	109.93	10.99	120.92	7537	8	831.4
Cost Centre  7050 90000764 78311 1HHZ645 7473 MERC REAR LOADER - HOURS	03/12/25 04/12/25 08/12/25 10/12/25 11/12/25	06:13:28 06:14:19 06:14:16 06:28:46 06:17:26	BIBRA LAKE	WA	7451	005893 085317 085360 006346 006546 006633	ULSD G10	175.02	119.05	189.42	18.94	208.36	7551	14	850.4
							AdBlue	199.90 P	14.10	25.63	2.56	28.19	7567	16	88.1
							ULSD G10	175.02	168.46	268.04	26.80	294.84			
							ULSD G10	175.02	72.76	115.76	11.58	127.34	7573	6	1212.7
							ADBLUE		24.85	45.17	4.51	49.68			
							DIESEL		600.69	970.60	97.05	1067.65			
							TOTAL		625.54	1,015.77	101.56	1,117.33		71	881.0
							YEAR TO DATE		0.00		0.00	0.00			
							ADBLUE		24.85	45.17	4.51	49.68			
							DIESEL		600.69	970.60	97.05	1067.65			
Cost Centre  7050 90000764 78311 1HHZ645 7473 MERC REAR LOADER - HOURS	02/12/25 06:08:26 08/12/25 16/12/25 17/12/25 18/12/25	06:11:24 06:08:26 06:29:09 06:07:24 06:07:53 06:06:01	BIBRA LAKE	WA	7451	005891 006106 085494 006985 007114 007210	ULSD G10	181.81	89.53	147.97	14.80	162.77	7716	13	688.7
							ULSD G10	181.81	91.73	151.61	15.16	166.77	7728	12	764.4
							AdBlue	199.90 P	16.34	29.69	2.97	32.66	7741	13	125.7
							ULSD G10	175.02	104.43	166.15	16.62	182.77			
							ULSD G10	172.41	141.15	221.24	22.12	243.36	7756	15	941.0
							AdBlue	199.90 P	8.89	16.15	1.62	17.77	7765	9	98.8
							ULSD G10	172.41	76.63	120.11	12.01	132.12			
							ULSD G10	172.41	71.79	112.52	11.25	123.77	7772	7	1025.6
							ULSD G10								
							ULSD G10								

**BP Australia Pty Ltd**  
A.B.N. 53 004 085 616  
GPO Box 1621  
MELBOURNE VIC 3001

## BP Plus Fleet Control Report

Account Enquiries: BP Accounts Receivable Telephone: 1800 225 527



CITY OF COCKBURN  
Accounts Payable (Invoice Only) PO  
067775  
PO Box 1215  
BIBRA LAKE DC PRIVATE BOXES WA  
6965

### CITY OF COCKBURN

Account Number: **0050188034**  
Period Starting: **01/12/2025**

Customer Number: **0115405338**  
Period Ending: **31/12/2025**

Page: 32 of 34  
Date: 31/12/2025

Card Number Vehicle/Driver	Date	Time	Purchase Location	Site No.	Receipt Number	Customer Reference	Product/Service					Odo meter (km)	KM Span	Litres/ 100km	Cents /km	
							Description	CPL Price	Litres	Total Exc GST (\$)	GST (\$)					Total Inc GST (\$)
Cost Centre			7473				ADBLUE DIESEL	25.23 575.26	45.84 919.60	4.59 91.96	50.43 1011.56					
							TOTAL	THIS PERIOD	600.49	965.44	96.55	1,061.99		69	870.3	1539.
							YEAR TO DATE	0.00		0.00						
							ADBLUE DIESEL	25.23 575.26	45.84 919.60	4.59 91.96	50.43 1011.56					
							TOTAL	THIS PERIOD	600.49	965.44	96.55	1,061.99		69	870.3	1539.
							YEAR TO DATE	0.00		0.00						
7050 15405338 00787 1DMM606 7602 WHITE IZUZU TRUCK	30/11/25 11/12/25 27/12/25 30/12/25	11:57:08 16:33:38 20:54:13 03:21:30	PIARA WATERS SUCCESS COCKBURN CENTRAL COCKBURN CENTRAL	WA WA WA WA	1110 5992 7395 7395	001616 031106 017940 018035	ULT DSL	183.12	19.51	32.48	3.25	35.73	64956	28	69.7	127.
							ULT DSL	174.02	36.25	57.35	5.73	63.08	65030	74	49.0	85.
							ULSD G10	168.39	51.58	78.95	7.90	86.85	65088	58	88.9	149.
							ULSD G10	165.72	23.14	34.86	3.49	38.35	65110	22	105.2	174.
							DIESEL	130.48	203.64	20.37	224.01					
							TOTAL	THIS PERIOD	130.48	203.64	20.37	224.01		182	71.7	123.
							YEAR TO DATE	0.00		0.00	0.00					
Cost Centre			7602				DIESEL	130.48	203.64	20.37	224.01					
							TOTAL	THIS PERIOD	130.48	203.64	20.37	224.01		182	71.7	123.
							YEAR TO DATE	0.00		0.00	0.00					
7050 90000764 78337 1GHM244 7701 UD REAR LOADER - HOURS	01/12/25 08/12/25	06:12:39 06:09:13	BIBRA LAKE BIBRA LAKE	WA WA	7451 7451	085236 006342	ULSD G10	181.81	135.04	223.19	22.32	245.51	8022	61	30.4	60.
							AdBlue	199.90	18.54	33.69	3.37	37.06	8083			
							ULSD G10	175.02	79.55	126.57	12.66	139.23				
							ADBLUE DIESEL	18.54 214.59	33.69 349.76	3.37 34.98	37.06 384.74					
							TOTAL	THIS PERIOD	233.13	383.45	38.35	421.80		61	382.2	691.
							YEAR TO DATE	0.00		0.00	0.00					
Cost Centre			7701				ADBLUE DIESEL	18.54 214.59	33.69 349.76	3.37 34.98	37.06 384.74					
							TOTAL	THIS PERIOD	233.13	383.45	38.35	421.80		61	382.2	691.
							YEAR TO DATE	0.00		0.00	0.00					
7050 90000773 22153 1INV373 7923	01/12/25 18/12/25	14:48:19 11:15:10	BIBRA LAKE BIBRA LAKE	WA WA	7451 7451	085265 085947	ULT DSL	182.81	74.29	123.46	12.35	135.81	10513	750	9.9	18.
							ULT DSL	173.41	70.54	111.20	11.12	122.32	11214	701	10.1	17.
							TOTAL	THIS PERIOD	233.13	383.45	38.35	421.80				
							YEAR TO DATE	0.00		0.00	0.00					

**BP Australia Pty Ltd**  
A.B.N. 53 004 085 616  
GPO Box 1621  
MELBOURNE VIC 3001

## BP Plus Fleet Control Report

Account Enquiries: BP Accounts Receivable Telephone: 1800 225 527



CITY OF COCKBURN  
Accounts Payable (Invoice Only) PO  
067775  
PO Box 1215  
BIBRA LAKE DC PRIVATE BOXES WA  
6965

CITY OF COCKBURN

Account Number: **0050188034**  
Period Starting: **01/12/2025**

Customer Number: **0115405338**  
Period Ending: **31/12/2025**

Page: 33 of 34  
Date: 31/12/2025

Card Number Vehicle/Driver	Date	Time	Purchase Location	Site No.	Receipt Number	Customer Reference	Product/Service					Odo meter (km)	KM Span	Litres/ 100km	Cents /km
							Description	CPL Price	Litres	Total Exc GST (\$)	GST (\$)				
WHITE FORD RANGER															
							DIESEL		144.83	234.66	23.47	258.13			
						TOTAL	THIS PERIOD		144.83	234.66	23.47	258.13		1451	10.0
							YEAR TO DATE		0.00		0.00	0.00			17.8
Cost Centre			7923				DIESEL		144.83	234.66	23.47	258.13			
						TOTAL	THIS PERIOD		144.83	234.66	23.47	258.13		1451	10.0
							YEAR TO DATE		0.00		0.00	0.00			17.8
7050 90000780 24600 11UC821 7982 HYUNDAI I30 WHITE	23/12/25	12:22:44	SUCCESS	WA	5992	031580	ULP UNM	153.70 P	40.91	57.16	5.72	62.88	777		
							M/S		40.91	57.16	5.72	62.88			
						TOTAL	THIS PERIOD		40.91	57.16	5.72	62.88			
							YEAR TO DATE		0.00		0.00	0.00			
Cost Centre			7982				M/S		40.91	57.16	5.72	62.88			
						TOTAL	THIS PERIOD		40.91	57.16	5.72	62.88			
							YEAR TO DATE		0.00		0.00	0.00			
7050 90000764 78345 11GU560 8401 SCHAFFER ART LOADER - HOURS	15/12/25 18/12/25	07:13:38 07:36:56	BIBRA LAKE BIBRA LAKE	WA WA	7451 7451	006915 007221	ULSD G10	172.41	63.93	100.20	10.02	110.22	1312	118	54.2
							ULSD G10	172.41	74.57	116.88	11.69	128.57	1227		93.4
							DIESEL		138.50	217.08	21.71	238.79			
						TOTAL	THIS PERIOD		138.50	217.08	21.71	238.79		118	117.4
							YEAR TO DATE		0.00		0.00	0.00			202.4
Cost Centre			8401				DIESEL		138.50	217.08	21.71	238.79			
						TOTAL	THIS PERIOD		138.50	217.08	21.71	238.79		118	117.4
							YEAR TO DATE		0.00		0.00	0.00			202.4
7050 15405338 01140 ROADS Roads ROADS	17/12/25	13:17:44	BIBRA LAKE	WA	7451	007174	ULT DSL	173.41	69.76	109.97	11.00	120.97	2952	1065	6.6
															11.4

**BP Australia Pty Ltd**  
A.B.N. 53 004 085 616  
GPO Box 1621  
MELBOURNE VIC 3001

## BP Plus Fleet Control Report

Account Enquiries: BP Accounts Receivable Telephone: 1800 225 527



CITY OF COCKBURN  
Accounts Payable (Invoice Only) PO  
067775  
PO Box 1215  
BIBRA LAKE DC PRIVATE BOXES WA  
6965

### CITY OF COCKBURN

Account Number: **0050188034**  
Period Starting: **01/12/2025**

Customer Number: **0115405338**  
Period Ending: **31/12/2025**

Page: 34 of 34  
Date: 31/12/2025

Card Number Vehicle/Driver	Date	Time	Purchase Location	Site No.	Receipt Number	Customer Reference	Product/Service					Odo meter (km)	KM Span	Litres/ 100km	Cents /km
							Description	CPL Price	Litres	Total Exc GST (\$)	GST (\$)	Total Inc GST (\$)			
Cost Centre  7050 15405338 04102 WASTE Waste WASTE			Roads				DIESEL		69.76	109.97	11.00	120.97			
							TOTAL		69.76	109.97	11.00	120.97		1065	6.6
							YEAR TO DATE		0.00		0.00	0.00			
							DIESEL		69.76	109.97	11.00	120.97			
							TOTAL		69.76	109.97	11.00	120.97		1065	6.6
							YEAR TO DATE		0.00		0.00	0.00			
							ULSD G10	181.81	44.60	73.72	7.37	81.09	986	7	637.1
							ULSD G10	181.81	47.95	79.25	7.93	87.18	992	6	799.2
							ULSD G10	181.81	53.04	87.66	8.77	96.43	999	7	757.7
							ULSD G10	181.81	33.40	55.20	5.52	60.72	1004	5	668.0
Cost Centre  WASTE			Waste				ULSD G10	175.02	38.61	61.43	6.14	67.57	1010	6	643.5
							ULT DSL	173.41	66.08	104.17	10.42	114.59	188923		1126.2
							DIESEL		283.68	461.43	46.15	507.58			
							TOTAL		283.68	461.43	46.15	507.58		31	915.1
							YEAR TO DATE		0.00		0.00	0.00			
							DIESEL		283.68	461.43	46.15	507.58			
							TOTAL		283.68	461.43	46.15	507.58		31	915.1
							YEAR TO DATE		0.00		0.00	0.00			
							ADBLUE		68.62	124.70	12.47	137.17			
							ADBLUE PACK			30.89	3.09	33.98			
CUSTOMER TOTAL							DIESEL	14705.28	23352.49	2335.23	25687.72				
							M/S	403.17	610.86	61.10	671.96				
							GRAND TOTAL		15,177.07	24,118.94	2,411.89	26,530.83		100150	15.2
							YEAR TO DATE		206,222.21	330,268.06	33,026.89	363,294.95			

**14.2.4 Monthly Financial Report - November and December 2025**

<b>Executive</b>	Director Corporate and System Services
<b>Author</b>	Service Manager Strategic Finance
<b>Attachments</b>	1. Financial Report - December 2025 <a href="#">↓</a> 2. Financial Report - November 2025 <a href="#">↓</a>

**RECOMMENDATION**

That Council ADOPTS the Monthly Financial Report including the Statement of Financial Activity and other financial information for the months of November and December 2025, as attached.

**Background**

The *Local Government (Financial Management) Regulations 1996* prescribe that a local government must prepare a Statement of Financial Activity each month. Regulation 34(2) requires this statement to be accompanied by documents including:

1. Details of the composition of the closing net current assets (less restricted and committed assets).
2. Explanation for each material variance identified between year-to-date (YTD) budgets and actuals.
3. Any other supporting information considered relevant by the local government.

Regulation 34(4)(a) requires that the Statement of Financial Activity and related documents be submitted to Council within two months after the relevant month's end. The Regulations require the reported information to be categorised by nature or type, statutory program, or business unit. The City presents this information by its nature or type and organisational business structure.

Regulation 34 (5) requires each local government to annually set a percentage or value, as per the Australian Accounting Standards, for reporting material budget variances in monthly financial statements. The materiality threshold has been set by Council at \$300,000 for 2025-26 (FY26).

Budget variances are reviewed regularly. Necessary amendments are either submitted to the Council for approval or included in the City's Mid-Year Budget Review.

**Submission**

N/A

## Report

The attached Financial Reports for November and December 2025 have been prepared in accordance with the *Local Government Act 1995* and the *Local Government (Financial Management) Regulations 1996*. As no Council meeting was held in January, the November 2025 financial report has been included to meet statutory requirements.

The following commentary outlines key financial results and an overview of budget performance for the period ending December 2025.

### Statement of Comprehensive Income

The monthly report includes a Statement of Comprehensive Income presented in the statutory annual budget format, showing net and total comprehensive income of \$79.56 million as at the end of December.

This statement highlights the net operating result as a measure of financial performance. The original budget projected an operating deficit of \$2.79 million for the year, however, following budget amendments made during the year, the projected deficit increased to \$5.14 million.

### Statement of Financial Position

This Statement of Financial Position provides a comparison of the City's financial position at the end of the reporting period with the position at the close of the previous financial year. As at 31 December 2025, the City's net assets increased by \$79.56 million, reaching a total of \$1.94 billion.

### Statement of Financial Activity

#### *Opening Surplus*

The audited opening surplus of \$10.36 million exceeds the amended budget of \$2.47 million by \$7.89 million. The higher-than-budgeted opening position reflects the finalisation of year-end balances, including adjustments to carry-forward amounts, reserve movements, and timing differences in prior-year accruals. The additional surplus will be reviewed and incorporated into the mid-year budget review.

#### *Closing Surplus*

The Statement of Financial Activity for the period ended 31 December 2025 reports a year-to-date closing surplus of \$115.15 million, which is \$36.96 million above the year-to-date budgeted position of \$78.19 million. The surplus will be assessed as part of the statutory mid-year budget review, with any recommended adjustments presented to Council for consideration. The current position largely reflects timing differences across operating, investing, and financing activities, as outlined in the sections that follow.

Operating Revenue

The City's operating revenue was \$177.16 million, \$2.21 million above the year-to-date budget.

The following table summarises the operating revenue budget performance by nature:

Revenue from operating activities	Amended		Actual \$	Variance \$
	Full Year Budget \$	YTD Budget \$		
Rates	141,261,539	140,902,569	140,629,371	(273,198)
Specified Area Rates	660,000	650,888	684,005	33,117
Operating Grants, Subsidies & Contributions	16,060,064	5,256,309	5,559,107	302,798
Fees & Charges	43,848,335	22,049,215	22,343,605	294,390
Service Charges	200,000	0	243,108	243,108
Interest Earnings	13,135,800	6,089,672	6,723,218	633,546
Other Revenue	0	0	975,000	975,000
<b>Total</b>	<b>215,165,738</b>	<b>174,948,653</b>	<b>177,157,414</b>	<b>2,208,761</b>

The City's year-to-date operating revenue reflects key budget variances which will be reviewed during the statutory Mid-Year Budget Review process:

- Rates Revenue: There is a shortfall of \$0.27 million compared to the year-to-date budget, primarily resulting from cashflow timing linked to the delayed receipt of valuation schedules. It is expected that this variance will resolve once the outstanding property schedules are delivered.
- Fees and Charges are \$0.29 million above the year-to-date budget, mainly due to earlier-than-expected receipts in several areas. Development and Safety revenues exceed budget by \$0.58 million, and Recreation and Place by \$0.51 million. These gains are partly offset by lower lease revenue (\$0.34 million) and landfill fees (\$0.27 million).
- Operating Grants, Subsidies & Contributions are \$0.30 million above budget overall, mainly due to early Financial Assistance grants (\$1.39 million above budget), insurance claim recoveries (\$0.30 million), non-recurrent Roe-8 funding timing (\$0.28 million), and unexpected sportsground contributions (\$0.21 million). Family Day Care (\$0.52 million) and Cockburn Care (\$1.45 million) are below budget, but these shortfalls are offset by the other favourable variances.
- Interest earnings are \$0.63 million above the year-to-date budget; cashflow projections will be updated.
- Other Revenue: This category is \$0.98 million higher than the year-to-date budget, mainly because of a one-time item that was not part of the original budget. This item concerns a confidential issue previously reported to the Council.



Operating Expenditure

The City reported operating expenditures totalling \$99.78 million to December 2025, which is \$4.48 million less than the year-to-date budgeted amount of \$104.25 million.

The following table summarises the operating expenditure budget variance performance by nature:

Expenditure from Operating Activities	Amended		Actual \$	Variance \$
	Full Year Budget \$	YTD Budget \$		
Employee Costs	86,401,888	42,733,720	41,435,739	(1,297,981)
Materials and Contracts	61,550,693	27,136,101	23,343,590	(3,792,511)
Utility Charges	6,768,187	2,672,457	3,271,311	598,854
Depreciation on Non-Current Assets	47,678,961	23,127,466	23,631,483	504,017
Interest Expenses	170,229	78	12,921	12,843
Insurance Expenses	2,804,500	2,432,163	2,564,945	132,782
Other Expenditure	14,926,773	6,152,455	5,516,206	(636,249)
<b>Total</b>	<b>220,301,231</b>	<b>104,254,440</b>	<b>99,776,195</b>	<b>(4,478,245)</b>

Year-to-date operating expenses show key budget variances; any adjustments will be addressed in the Mid-Year Budget Review.

- Employee Costs will be closely reviewed as part of the mid-year budget process.
- Materials and Contracts are \$3.79 million under budget year-to-date, mainly due to project timing. Information Technology is \$0.83 million below budget, including \$0.30 million from GIS migration, but software support is \$0.67 million over budget.
- The TechnologyOne CiAnywhere project is \$0.33 million under budget due to project phasing.
- Cockburn ARC materials and contract costs are \$0.82 million below budget.
- Coastal Management and Planning Sand Bypassing is currently \$0.30 million under budget due to the timing of scheduled works.
- Street maintenance is \$1.1M under budget.
- Cockburn ARC building maintenance is \$0.74 million under budget.
- Henderson Landfill operations are \$0.64 million over budget, drainage maintenance is \$0.48 million over budget, and road maintenance is \$0.31 million over budget.
- Family Daycare parent payments are \$0.38 million below the allocated budget.
- Utility charges are \$0.60 million over budget mainly due to power expenses for street lighting (cashflow timing).

- Other Expenditure is \$0.64 million under budget, primarily due to the cashflow timing of the landfill levy, which is \$0.38 million below budget.
- Depreciation expense is \$0.50 million overbudget due to timing differences in asset capitalisation, with depreciation commencing earlier than assumed in the budget. The position will be reviewed as part of the mid-year budget review.

### Capital Expenditure

The revised capital works budget for 2025–26 is \$79.95 million, up from \$77.81 million, mainly because of carry-forward adjustments.

As at the end of December 2025, year-to-date capital expenditure totalled \$15.17 million, which is \$4.61 million below the YTD budget of \$19.78 million.

The following table shows the budget performance by asset class:

Capital Acquisitions	Amended		YTD Actual \$	YTD Variance \$
	Budget \$	YTD Budget \$		
Land	11,400,000	0	0	0
Buildings	19,130,626	6,553,369	5,157,296	(1,396,073)
Furniture & Equipment	407,297	407,297	348,526	(58,770)
Plant & Equipment	10,674,020	3,078,596	2,049,091	(1,029,505)
Infrastructure – Roads	18,604,833	3,656,079	3,287,287	(368,792)
Infrastructure – Drainage	3,165,313	1,409,240	952,224	(457,016)
Infrastructure – Footpath	2,744,186	1,090,837	723,469	(367,369)
Infrastructure – Parks (Hard)	9,135,499	2,485,646	1,564,042	(921,604)
Infrastructure – Parks (Landscaping)	2,514,640	240,090	189,231	(50,859)
Infrastructure – Landfill Site	1,512,348	406,157	275,475	(130,682)
Infrastructure – Marina	257,000	54,894	54,894	0
Infrastructure – Coastal	400,000	400,000	522,058	122,058
<b>Total</b>	<b>79,945,762</b>	<b>19,782,205</b>	<b>15,167,617</b>	<b>(4,614,588)</b>

The following major project variances have been identified within the City's capital works program:

- Buildings (\$1.40 million under YTD budget) are underspent due to the staging of works, including Cockburn ARC ducting (\$0.16 million), the solar photovoltaic systems project (\$0.16 million), and works at the Malabar Park BMX facility (\$0.19 million).
- Plant and Equipment (\$1.03 million under YTD budget) is largely attributable to the phasing of the fleet replacement program.

- Roads (\$0.37 million under YTD budget) reflects current project delivery, including the State Blackspot Rowley Road / De Haer intersection, Wattleup Road (Moylan to Postans), and the Banjup traffic calming program.
- Drainage is \$0.46 million under the year-to-date budget due to project scheduling for Bibra Lake Industrial Area lid replacements, Cascara sump wall and fence renewal, and Edeline Street drainage upgrades.
- Footpaths are \$0.37 million under the YTD budget due to ongoing work on Wattleup Road, Spearwood Avenue, and Lake Coogee.
- Parks hard infrastructure are \$0.92 million under YTD budget due to the timing of expenditure on projects including the Waterbuttons Park playground and citywide irrigation renewals.

#### Non-Operating Grants, Subsidies and Contributions

The capital grants and contributions budget for the City in the 2025–26 budget is \$27.03 million, including \$12.50 million in grant funding, mainly for road infrastructure projects, and \$14.52 million from developer contributions for related capital initiatives.

As at 31 December 2025, \$1.65 million in non-operating grants, subsidies, and contributions had been recognised, compared with a year-to-date budget of \$2.19 million. This variance reflects the ongoing realignment of budgeted cashflows with the timing of actual funding recognition.

#### Financial Reserves

A detailed schedule of the City's financial reserves is provided in the financial report, showing a balance of \$225.59 million at the end of December.

Of the total amount, \$187.24 million is allocated to general revenue reserves, while \$38.35 million is designated for specific purposes.

This includes \$25.34 million for Developer Contribution Plans (DCPs) and \$6.20 million for Public Open Space (POS) cash-in-lieu contributions.

Transfers to and from reserves are made in accordance with budgetary and statutory requirements.

#### Cash and Financial Assets

As at 31 December 2025, the City reported cash and financial assets amounting to \$316.60 million, representing a \$6.13 million decrease from November.

This balance comprises financial assets (term deposits and investments) of \$301.23 million, and cash and cash equivalents (bank and call deposits) of \$15.37 million.

Of this balance, \$226.32 million (71.5%) is internally or externally restricted, primarily representing cash-backed reserves, while \$90.29 million (28.5%) remains unrestricted and available to support municipal operations and capital funding requirements.

Investment Performance, Ratings and Maturity

Although the RBA kept its cash rate unchanged across November and December, the City's term deposit portfolio recorded a slight softening in running yield, easing to 4.52% at December month-end (down from 4.54% in November). Despite this minor movement, portfolio performance remains well above the City's KPI benchmark of 4.10% (base rate 3.60% plus a 0.50% performance margin).

New investments placed over the period achieved rates above the prior month's average (November average 4.32% - 4.34%), ranging between 4.45% and 4.77%, consistent with market expectations that further rate cuts are unlikely in the near term.

Current term deposit investments are fully compliant with Council's Investment Policy requirements, as indicated below:

Investment Policy Compliance		
Legislative Requirements	✓	Fully compliant
Portfolio Credit Rating Limit	✓	Fully compliant
Institutional Exposure Limits	✓	Fully compliant
Term to Maturity Limits	✓	Fully compliant

The portfolio also includes reverse mortgage securities acquired under previous policy and statutory provisions. These securities have a face value of \$2.31 million and a current market value of \$1.49 million. For reporting purposes, the City carries them at a book value of \$0.74 million, net of a \$1.58 million impairment provision recorded several years ago.

The City continues to receive interest and principal repayments, with \$0.70 million recovered to date from the original \$3 million investment.

The City's investments were held with the following financial institutions as at 31 December (inclusive of accrued interest):

Issuer	Market Value	% Total Value
AMP Bank Ltd	1,545,487.78	0.50%
Australian Military Bank Limited	3,071,512.59	0.99%
Bank of Queensland Ltd	5,666,356.19	1.83%
Commonwealth Bank of Australia Ltd	2,533,534.25	0.82%
Credit Union Australia Ltd t/as Great Southern Bank	15,295,570.68	4.95%
Defence Bank Ltd	8,199,458.91	2.65%
Emerald Reverse Mortgage Trust	1,492,010.70	0.48%
ING Bank Australia Limited	84,735,999.03	27.42%
Judo Bank	14,374,897.25	4.65%
National Australia Bank Ltd	73,589,038.52	23.81%
Rabobank Australia Ltd	78,392,326.01	25.36%
Suncorp Bank (Norfina Ltd) - Subsidiary of ANZ	3,093,878.64	1.00%
Westpac Banking Corporation Ltd	17,091,112.87	5.53%
Portfolio Total	309,081,183.40	100.00%

The City's short-term deposits (less than 12 months) made up 57.45% (\$177.57 million) of the City's portfolio, compared to 55.36% (\$175.89 million) in November.

These were classified under the following credit ratings:

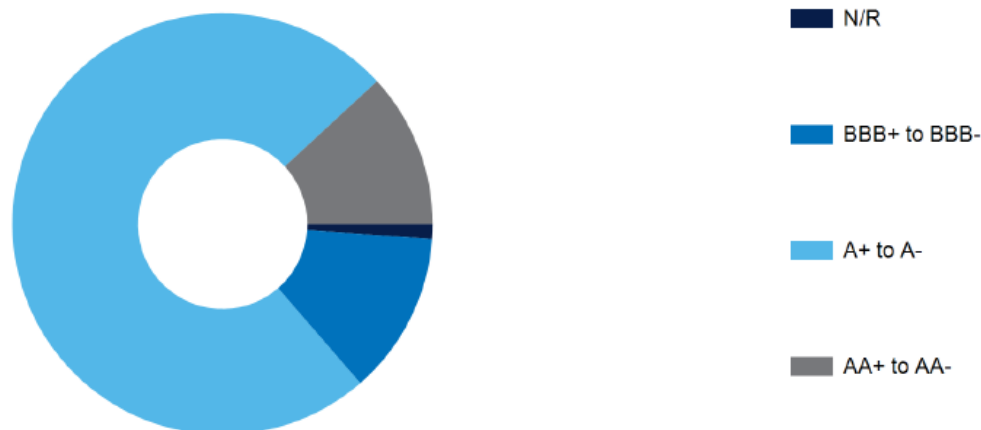
**Market Value by Security Rating Group (Short Term)**



Deposits invested between 1 and 3 years made up 42.55% (\$131.51 million) of the City's portfolio, compared to 44.64% (\$141.82 million) in November.

These were classified under following credit ratings:

**Market Value by Security Rating Group (Long Term)**



#### Investment in Fossil Fuel Free Banks

As at 31 December, the City held \$54.3 million with banks that do not fund fossil fuel-related industries. This balance was unchanged from November, and it represented 18.6% of the total investment portfolio, a slight increase in proportional allocation compared with the previous month.

The proportion of fossil fuel-free investments is subject to periodic fluctuations, driven by the competitiveness of deposit rates and the capacity of these institutions to accept additional funds.

Nonetheless, the City remains committed to prioritising such investments, provided they continue to offer rates that are competitive with other financial institutions.

#### Rates Debt Recovery

For 2025-26, total collectible rates and charges (including net arrears, annual levies and part-year rating) total \$168 million.

As at 31 December, the City had collected \$117.94 million, representing 70.20% of the total. This leaves an outstanding balance of \$50.06 million (29.80%). After excluding deferred rates of \$1.17 million, the remaining collectible balance stands at \$48.89 million (29.10%).

The City received \$1.12 million in rate prepayments for the next financial year. In addition, \$0.24 million in underground power charges was collected as part of year three of the ten-year plan.

Overdue rates and charges subject to debt recovery decreased to 380 properties, totalling \$1.47 million, compared with 509 properties and \$1.77 million in November. This reduction reflects ratepayer payments and arrangements made following contact from officers as part of the City's debt recovery program. This does not mean all of these accounts are subject to legal action, rather, it reflects the annual timing of the City's recovery program, with escalation activity commencing at this point in the year and typically involving increased contact with ratepayers.

Before initiating any formal action, officers take comprehensive steps to work collaboratively with ratepayers to resolve outstanding balances. This includes making direct contact, encouraging payment arrangements, and discussing available support options. Formal proceedings are only commenced where rates remain unpaid and the ratepayer has not entered into an instalment plan or alternative payment arrangement, nor sought assistance under the City's Financial Hardship Policy.

#### Trade and Sundry Debtors

Outstanding trade and sundry debtors totalled \$1.49 million at the end of December, a decrease from \$2.01 million in the previous month.

The value of debts overdue by more than 90 days increased to \$0.328 million (22.09%), up from \$0.135 million (6.72%) in November. This significant increase is attributable to Naval Base debtors who did not pay their original invoices in full by the due date and have since transitioned to instalment payment arrangements.

Debts outstanding for more than 90 days include \$201k relating to Naval Base shacks, \$59k for leasing debtors, and \$17k from landfill customers. These balances are subject to active management and ongoing follow-up.

**Strategic Plans/Policy Implications**Listening & Leading

A community focused, sustainable, accountable, and progressive organisation.

- Best practice Governance, partnerships and value for money.

**Budget/Financial Implications**

Following recent Council decisions, the FY2025-26 budget surplus has been updated from \$300,000 to a deficit of \$74,295, reflecting an overall decrease of \$374,295.

**Legal Implication/s**

N/A

**Community Consultation**

N/A

**Risk Management Implications**

Council reviews its budget monthly to monitor revenue, expenses, and financial status, ensuring timely identification of risks.

**Advice to Proponent(s)/Submitters**

N/A

**Implications of Section 3.18(3) *Local Government Act 1995***

Nil



**CITY OF COCKBURN**

**MONTHLY FINANCIAL REPORT**  
**(Containing the Statement of Financial Activity)**  
**For the Period Ended 31 December 2025**

**LOCAL GOVERNMENT ACT 1995**  
**LOCAL GOVERNMENT (FINANCIAL MANAGEMENT) REGULATIONS 1996**

**TABLE OF CONTENTS**

Monthly Summary Information	2
Statement of Comprehensive Income	4
Statement of Financial Activity by Nature or Type	5
Statement of Financial Activity by Business Unit	7
Statement of Financial Position	8
Basis of Preparation	9
Note 1     Statement of Financial Activity Information	10
Note 2     Cash and Financial Assets	11
Note 3     Disposal of Assets	12
Note 4     Capital Acquisitions	13
Note 5     Borrowings	14
Note 6     Cash Reserves	15
Note 7     Other Current Liabilities	17
Note 8     Budget Amendments	18

MONTHLY FINANCIAL REPORT  
FOR THE PERIOD ENDED 31 DECEMBER 2025

## SUMMARY INFORMATION

Funding surplus / (deficit) Components

Funding surplus / (deficit)

	Amended Budget	YTD Budget (a)	YTD Actual (b)	Var. \$ (b)-(a)
Opening	\$2.47 M	\$2.47 M	\$10.36 M	\$7.90 M
Closing	(\$0.07 M)	\$78.19 M	\$115.15 M	\$36.96 M

Refer to Statement of Financial Activity

Cash and financial assets

	\$316.60 M	% of total
Unrestricted Cash	\$90.29 M	28.5%
Restricted Cash	\$226.32 M	71.5%

Refer to Note 2 - Cash and Financial Assets

Key Operating Activities

Amount attributable to operating activities

Amended Budget	YTD Budget (a)	YTD Actual (b)	Var. \$ (b)-(a)
\$42.54 M	\$86.56 M	\$110.98 M	\$24.42 M

Refer to Statement of Financial Activity

Employee Cost

YTD Actual	(\$41.44 M)	% Variance
YTD Budget	(\$42.73 M)	(3.0%)

Refer to Statement of Financial Activity

Rates Revenue

YTD Actual	\$141.31 M	% Variance
YTD Budget	\$141.55 M	0.0%

Refer to Statement of Financial Activity

Fees and Charges

YTD Actual	\$22.34 M	% Variance
YTD Budget	\$22.05 M	1.3%

Refer to Statement of Financial Activity

Materials & Contracts

YTD Actual	(\$23.34 M)	% Variance
YTD Budget	(\$27.14 M)	(14.0%)

Refer to Statement of Financial Activity

Key Investing Activities

Amount attributable to investing activities

Amended Budget	YTD Budget (a)	YTD Actual (b)	Var. \$ (b)-(a)
(\$51.10 M)	(\$16.85 M)	(\$12.78 M)	\$4.07 M

Refer to Statement of Financial Activity

Proceeds on sale

YTD Actual	\$0.73 M	%
Amended Budget	\$1.82 M	40.4%

Refer to Note 3 - Disposal of Assets

Asset Acquisition

YTD Actual	\$15.17 M	% Spent
Amended Budget	\$79.95 M	19.0%

Refer to Note 4 - Capital Acquisition

Capital Grants

YTD Actual	(\$1.20 M)	% Received
Amended Budget	(\$24.25 M)	5.0%

Refer to Note 4 - Capital Acquisition

Key Financing Activities

Amount attributable to financing activities

Amended Budget	YTD Budget (a)	YTD Actual (b)	Var. \$ (b)-(a)
\$6.02 M	\$6.02 M	\$6.59 M	\$0.57 M

Refer to Statement of Financial Activity

Borrowings

Principal repayments	\$0.00 M
Interest expense	\$0.01 M
Principal due	\$2.50 M

Refer to Note 5 - Borrowings

Reserves

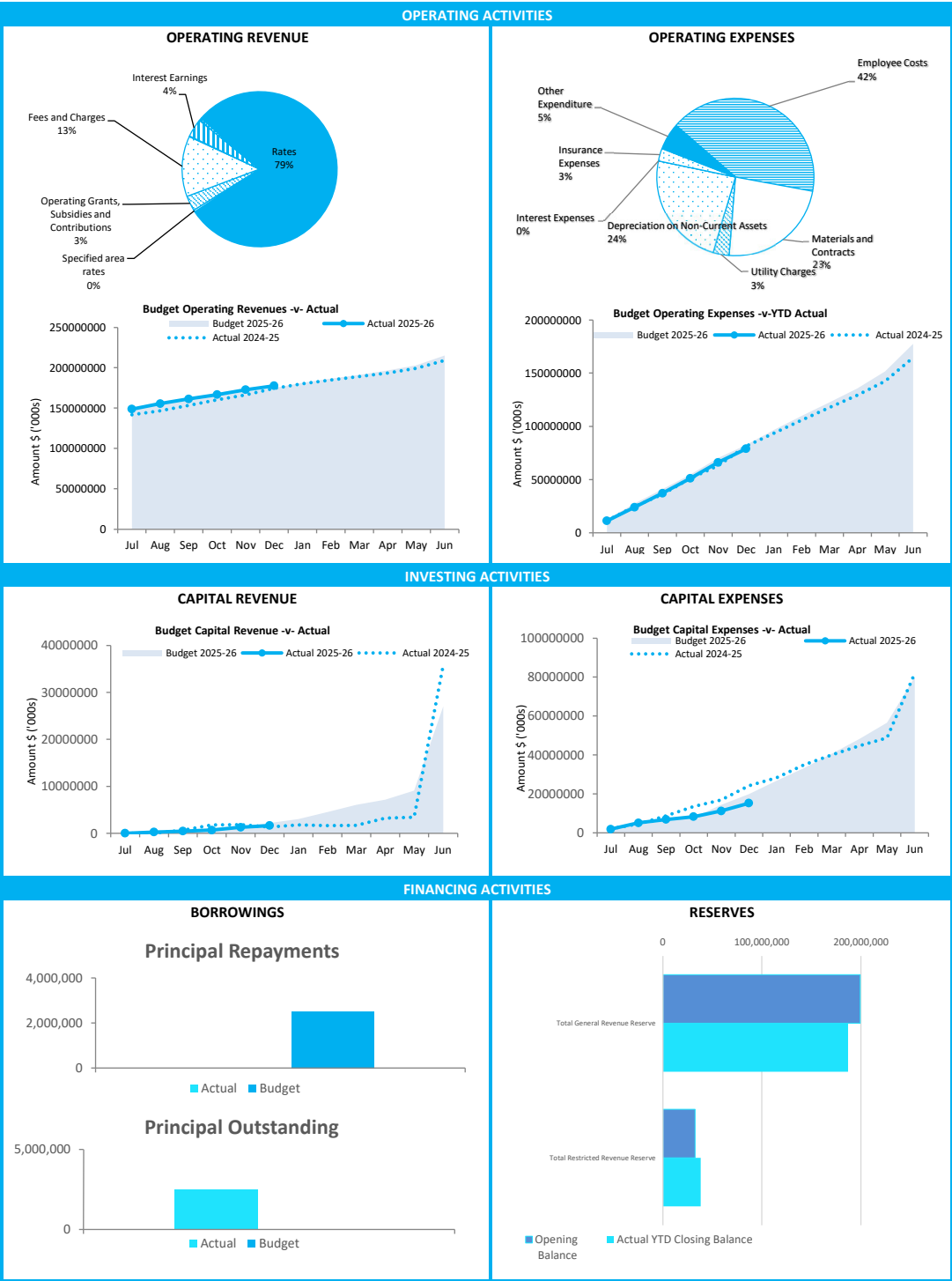
Reserves balance	\$225.59 M
Interest earned	\$0.51 M

Refer to Note 6 - Cash Reserves

This information is to be read in conjunction with the accompanying Financial Statements and notes.

MONTHLY FINANCIAL REPORT  
FOR THE PERIOD ENDED 31 DECEMBER 2025

SUMMARY INFORMATION - GRAPHS



This information is to be read in conjunction with the accompanying Financial Statements and Notes.

**STATEMENT OF COMPREHENSIVE INCOME  
FOR THE PERIOD ENDED 31 DECEMBER 2025**

	2025/26 YTD Actual	2025/26 Amended Budget	2025/26 Adopted Budget
	\$	\$	\$
<b>Revenue</b>			
Rates	141,313,376	141,921,539	141,460,000
Grants, subsidies and contributions	5,559,107	16,060,064	15,884,335
Fees and charges	22,343,605	43,848,335	43,832,904
Service charges	243,108	200,000	200,000
Interest revenue	6,723,218	13,135,800	13,135,800
Other revenue	975,000	0	0
	<b>177,157,414</b>	<b>215,165,738</b>	<b>214,513,039</b>
<b>Expenses</b>			
Employee costs	(41,435,739)	(86,401,888)	(85,494,535)
Materials and contracts	(23,343,590)	(61,550,693)	(59,467,942)
Utility charges	(3,271,311)	(6,768,187)	(6,768,187)
Depreciation	(23,631,483)	(47,678,961)	(47,678,961)
Finance costs	(12,921)	(170,229)	(170,229)
Insurance	(2,564,945)	(2,804,500)	(2,804,500)
Other expenditure	(5,516,206)	(14,926,773)	(14,916,773)
	<b>(99,776,195)</b>	<b>(220,301,231)</b>	<b>(217,301,127)</b>
<b>Net operating result</b>	<b>77,381,219</b>	<b>(5,135,493)</b>	<b>(2,788,088)</b>
Capital grants, subsidies and contributions	1,652,018	27,026,575	24,687,971
Profit/(loss) on disposal of assets	526,004	1,020,282	696,173
	<b>2,178,022</b>	<b>28,046,857</b>	<b>25,384,144</b>
<b>Net result for the period</b>	<b>79,559,241</b>	<b>22,911,364</b>	<b>22,596,056</b>
<b>Other comprehensive income for the period</b>			
<i>Items that will not be reclassified subsequently to profit or loss</i>			
Changes in asset revaluation surplus	0	0	0
Share of comprehensive income of associates accounted for using the equity method	0	0	0
<b>Total other comprehensive income for the period</b>	<b>0</b>	<b>0</b>	<b>0</b>
<b>Total comprehensive income for the period</b>	<b>79,559,241</b>	<b>22,911,364</b>	<b>22,596,056</b>

This statement is to be read in conjunction with the accompanying notes.

**STATEMENT OF FINANCIAL ACTIVITY  
FOR THE PERIOD ENDED 31 DECEMBER 2025**

**BY NATURE OR TYPE**

	Ref Note	Amended Budget	YTD Budget (a)	YTD Actual (b)	Var. \$ (b)-(a)	Var. % (b)-(a)/(a)	Var.
		\$	\$	\$	\$	%	
<b>Opening funding surplus / (deficit)</b>	1(c)	2,466,697	2,466,697	<b>10,364,248</b>	7,897,551	320.17%	▲
<b>Revenue from operating activities</b>							
Rates		141,261,539	140,902,569	<b>140,629,371</b>	(273,198)	(0.19%)	
Specified area rates		660,000	650,888	<b>684,005</b>	33,117	5.09%	
Operating grants, subsidies and contributions		16,060,064	5,256,309	<b>5,559,107</b>	302,798	5.76%	▲
Fees and charges		43,848,335	22,049,215	<b>22,343,605</b>	294,390	1.34%	
Service charges		200,000	0	<b>243,108</b>	243,108	0.00%	
Interest earnings		13,135,800	6,089,672	<b>6,723,218</b>	633,546	10.40%	▲
Other revenue		0	0	<b>975,000</b>	975,000	0.00%	
		<b>215,165,738</b>	<b>174,948,653</b>	<b>177,157,414</b>	2,208,761	1.26%	
<b>Expenditure from operating activities</b>							
Employee costs		(86,401,888)	(42,733,720)	<b>(41,435,739)</b>	1,297,981	3.04%	▲
Materials and contracts		(61,550,693)	(27,136,101)	<b>(23,343,590)</b>	3,792,511	13.98%	▲
Utility charges		(6,768,187)	(2,672,457)	<b>(3,271,311)</b>	(598,854)	(22.41%)	▼
Depreciation on non-current assets		(47,678,961)	(23,127,466)	<b>(23,631,483)</b>	(504,017)	(2.18%)	▼
Interest expenses		(170,229)	(78)	<b>(12,921)</b>	(12,843)	(16465.38%)	
Insurance expenses		(2,804,500)	(2,432,163)	<b>(2,564,945)</b>	(132,782)	(5.46%)	
Other expenditure		(14,926,773)	(6,152,455)	<b>(5,516,206)</b>	636,249	10.34%	▲
		<b>(220,301,231)</b>	<b>(104,254,440)</b>	<b>(99,776,195)</b>	4,478,245	4.30%	
Non-cash amounts excluded from operating activities	1(a)	47,678,961	15,862,272	<b>33,594,803</b>	17,732,531	111.79%	▲
<b>Amount attributable to operating activities</b>		<b>42,543,468</b>	<b>86,556,485</b>	<b>110,976,022</b>	24,419,537		
<b>Investing activities</b>							
Proceeds from non-operating grants, subsidies and contributions		27,026,575	2,186,748	<b>1,652,018</b>	(534,730)	(24.45%)	▼
Proceeds from disposal of assets	3	1,817,046	742,909	<b>734,146</b>	(8,763)	(1.18%)	
Payments for property, plant and equipment and infrastructure	4	(79,945,762)	(19,782,205)	<b>(15,167,617)</b>	4,614,588	23.33%	▲
<b>Amount attributable to investing activities</b>		<b>(51,102,141)</b>	<b>(16,852,548)</b>	<b>(12,781,453)</b>	4,071,095		
<b>Financing Activities</b>							
Transfer from reserves	6	57,894,105	57,894,105	<b>17,215,759</b>	(40,678,347)	(70.26%)	▼
Repayment of debentures	5	(2,500,000)	(2,500,000)	<b>0</b>	2,500,000	100.00%	▲
Transfer to reserves	6	(49,376,425)	(49,376,425)	<b>(10,624,564)</b>	38,751,861	78.48%	▲
<b>Amount attributable to financing activities</b>		<b>6,017,680</b>	<b>6,017,680</b>	<b>6,591,195</b>	573,514		
<b>Closing funding surplus / (deficit)</b>	1(c)	<b>(74,295)</b>	<b>78,188,314</b>	<b>115,150,012</b>	36,961,697		

**KEY INFORMATION**

This statement is to be read in conjunction with the accompanying Financial Statements and Notes.

**KEY TERMS AND DESCRIPTIONS****FOR THE PERIOD ENDED 31 DECEMBER 2025****REVENUE****RATES**

All rates levied under the *Local Government Act 1995*. Includes general, differential, specified area rates, minimum rates, interim rates, back rates, ex-gratia rates, less discounts and concessions offered. Exclude administration fees, interest on instalments, interest on arrears, service charges and sewerage rates.

**OPERATING GRANTS, SUBSIDIES AND CONTRIBUTIONS**

Refers to all amounts received as grants, subsidies and contributions that are not non-operating grants.

**NON-OPERATING GRANTS, SUBSIDIES AND CONTRIBUTIONS**

Amounts received specifically for the acquisition, construction of new or the upgrading of identifiable non financial assets paid to a local government, irrespective of whether these amounts are received as capital grants, subsidies, contributions or donations.

**REVENUE FROM CONTRACTS WITH CUSTOMERS**

Revenue from contracts with customers is recognised when the local government satisfies its performance obligations under the contract.

**FEES AND CHARGES**

Revenues (other than service charges) from the use of facilities and charges made for local government services, sewerage rates, rentals, hire charges, fee for service, photocopying charges, licences, sale of goods or information, fines, penalties and administration fees. Local governments may wish to disclose more detail such as rubbish collection fees, rental of property, fines and penalties, other fees and charges.

**SERVICE CHARGES**

Service charges imposed under *Division 6 of Part 6 of the Local Government Act 1995. Regulation 54 of the Local Government (Financial Management) Regulations 1996* identifies these as television and radio broadcasting, underground electricity and neighbourhood surveillance services. Exclude rubbish removal charges. Interest and other items of a similar nature received from bank and investment accounts, interest on rate instalments, interest on rate arrears and interest on debtors.

**INTEREST EARNINGS**

Interest and other items of a similar nature received from bank and investment accounts, interest on rate instalments, interest on rate arrears and interest on debtors.

**OTHER REVENUE / INCOME**

Other revenue, which can not be classified under the above headings, includes dividends, discounts, rebates etc.

**PROFIT ON ASSET DISPOSAL**

Excess of assets received over the net book value for assets on their disposal.

**NATURE OR TYPE DESCRIPTIONS****EXPENSES****EMPLOYEE COSTS**

All costs associate with the employment of person such as salaries, wages, allowances, benefits such as vehicle and housing, superannuation, employment expenses, removal expenses, relocation expenses, worker's compensation insurance, training costs, conferences, safety expenses, medical examinations, fringe benefit tax, etc.

**MATERIALS AND CONTRACTS**

All expenditures on materials, supplies and contracts not classified under other headings. These include supply of goods and materials, legal expenses, consultancy, maintenance agreements, communication expenses, advertising expenses, membership, periodicals, publications, hire expenses, rental, leases, postage and freight etc. Local governments may wish to disclose more detail such as contract services, consultancy, information technology, rental or lease expenditures.

**UTILITIES (GAS, ELECTRICITY, WATER, ETC.)**

Expenditures made to the respective agencies for the provision of power, gas or water. Exclude expenditures incurred for the reinstatement of roadwork on behalf of these agencies.

**INSURANCE**

All insurance other than worker's compensation and health benefit insurance included as a cost of employment.

**LOSS ON ASSET DISPOSAL**

Shortfall between the value of assets received over the net book value for assets on their disposal.

**DEPRECIATION ON NON-CURRENT ASSETS**

Depreciation expense raised on all classes of assets.

**INTEREST EXPENSES**

Interest and other costs of finance paid, including costs of finance for loan debentures, overdraft accommodation and refinancing expenses.

**OTHER EXPENDITURE**

Statutory fees, taxes, allowance for impairment of assets, member's fees or State taxes. Donations and subsidies made to community groups.

STATEMENT OF FINANCIAL ACTIVITY  
FOR THE PERIOD ENDED 31 DECEMBER 2025

STATUTORY REPORTING BY BUSINESS UNIT

	Ref Note	Amended Budget	YTD Budget (a)	YTD Actual (b)	Var. \$ (b)-(a)	Var. % (b)-(a)/(a)	Var.
		\$	\$	\$	\$	%	
Opening funding surplus / (deficit)	1(c)	2,466,697	2,466,697	10,364,248	7,897,551	320.17%	▲
<b>Revenue from operating activities</b>							
Office of the CEO		0	0	976,232	976,232	0.00%	
General Counsel		1,200	600	14,783	14,183	2363.83%	
Financial Services		166,264,389	150,604,563	152,252,913	1,648,350	1.09%	▲
Community		8,444,361	4,784,190	2,750,708	(2,033,482)	(42.50%)	▼
Community Safety & Ranger Services		0	0	0	0	0.00%	
DONT USE Development and Compliance		0	0	0	0	0.00%	
DONT USE Planning		0	0	0	0	0.00%	
DONT USE Sustainability & Environment		0	0	0	0	0.00%	
Development and Safety		4,786,002	2,630,272	3,287,629	657,357	24.99%	▲
Growth and Sustainability		823,456	28,435	312,655	284,220	999.54%	
DONT USE Operations & Maintenance		0	0	0	0	0.00%	
Parks Fleet and Waste		16,537,735	8,253,474	8,113,523	(139,951)	(1.70%)	
DONT USE Property & Assets		0	0	0	0	0.00%	
DONT USE Business and Economic Development		0	0	0	0	0.00%	
People and Organisational Performance		100,000	63,682	403,223	339,541	533.18%	▲
		215,165,739	174,948,653	177,157,415	2,208,762		
<b>Expenditure from operating activities</b>							
Office of the CEO		(4,652,340)	(1,915,896)	(1,277,137)	638,759	33.34%	▲
Strategy & Integrated Planning		0	0	0	0	0.00%	
Legal and Compliance		(2,896,958)	(1,006,704)	(1,121,942)	(115,238)	(11.45%)	
Finance		(10,412,981)	(5,734,113)	(5,942,391)	(208,278)	(3.63%)	
Information & Technology		(14,362,481)	(7,795,363)	(7,236,140)	559,223	7.17%	▲
Procurement		0	0	0	0	0.00%	
Library & Cultural Services		0	0	0	0	0.00%	
Recreation Infrastructure & Services		(29,220,011)	(14,675,804)	(13,259,703)	1,416,101	9.65%	▲
Community Development & Services		(14,131,550)	(7,060,886)	(5,561,094)	1,499,792	21.24%	▲
Community Safety & Ranger Services		0	0	0	0	0.00%	
Development and Compliance		0	0	0	0	0.00%	
Planning		0	0	0	0	0.00%	
Sustainability & Environment		0	0	0	0	0.00%	
Operations & Maintenance		(14,853,232)	(6,754,221)	(6,419,965)	334,256	4.95%	▲
Projects		(8,379,113)	(3,456,243)	(2,881,180)	575,063	16.64%	▲
Property & Assets		0	0	0	0	0.00%	
Advocacy and Engagement		(64,619,881)	(29,151,500)	(28,872,306)	279,194	0.96%	
Communications and Marketing		0	0	0	0	0.00%	
Customer Experience		(50,294,339)	(22,375,537)	(23,812,463)	(1,436,926)	(6.42%)	▼
Business and Economic Development		(1,367,635)	(716,440)	(549,636)	166,804	23.28%	
People Culture and Safety		0	0	0	0	0.00%	
Internal Recharging		2,555,606	191,481	1,149,053	957,572	(500.09%)	
		(220,301,232)	(104,254,439)	(99,776,194)	4,478,245		
Non-cash amounts excluded from operating activities	1(a)	47,678,961	15,862,272	33,594,803	17,732,531	111.79%	▲
Amount attributable to operating activities		42,543,468	86,556,486	110,976,024	24,419,538		
<b>Investing Activities</b>							
Proceeds from non-operating grants, subsidies and contributions		27,026,575	2,186,748	1,652,018	(534,730)	(24.45%)	▼
Proceeds from disposal of assets	3	1,817,046	742,909	734,146	(8,763)	(1.18%)	
Payments for property, plant and equipment and infrastructure	4	(79,945,762)	(19,782,205)	(15,167,617)	4,614,588	23.33%	▲
Amount attributable to investing activities		(51,102,141)	(16,852,548)	(12,781,453)	4,071,095		
<b>Financing Activities</b>							
Transfer from reserves	6	57,894,105	57,894,105	17,215,759	(40,678,347)	(70.26%)	▼
Payments for principal portion of lease liabilities		0	0	0	0	0.00%	
Repayment of debentures	5	(2,500,000)	(2,500,000)	0	2,500,000	100.00%	▲
Transfer to reserves	6	(49,376,425)	(49,376,425)	(10,624,564)	38,751,861	78.48%	▲
Amount attributable to financing activities		6,017,680	6,017,680	6,591,195	573,514		
Closing funding surplus / (deficit)	1(c)	(74,295)	78,188,314	115,150,012	36,961,698		

KEY INFORMATION

▲ ▼ Indicates a variance between Year to Date (YTD) Actual and YTD Actual data as per the adopted materiality threshold. Refer to #REF!

#REF!

This statement is to be read in conjunction with the accompanying Financial Statements and notes.

**MONTHLY FINANCIAL REPORT  
FOR THE PERIOD ENDED 31 DECEMBER 2025**

**STATEMENT OF FINANCIAL POSITION**

	year to Date 31 December 2025	Last Year Closing 30 June 2025
	\$	\$
<b>Current Assets</b>		
Cash and cash equivalents	15,374,531	17,004,553
Financial assets	174,000,000	143,000,000
Trade and other receivables	61,447,250	18,707,162
Inventories	3,445	31,283
<b>Total Current Assets</b>	<b>250,825,226</b>	<b>178,742,998</b>
<b>Non-Current Assets</b>		
Trade and other receivables	4,716,098	4,734,842
Other financial assets	127,389,398	100,898,787
Property, plant and equipment	422,875,703	420,637,231
Infrastructure	1,249,053,273	1,259,963,754
<b>Total Non-Current Assets</b>	<b>1,804,034,472</b>	<b>1,786,234,614</b>
<b>Total Assets</b>	<b>2,054,859,698</b>	<b>1,964,977,612</b>
<b>Current Liabilities</b>		
Trade and other payables	20,310,966	21,715,040
Other liabilities	2,945,323	2,583,223
Lease liabilities	634,094	634,094
Borrowings	2,500,000	2,500,000
Employee related provisions	10,493,358	10,184,509
<b>Total Current Liabilities</b>	<b>36,883,741</b>	<b>37,616,866</b>
<b>Non-Current Liabilities</b>		
Other liabilities	28,903,667	18,068,827
Borrowings	0	0
Employee related provisions	1,992,182	1,771,051
Other provisions	43,944,796	43,944,796
<b>Total Non-Current Liabilities</b>	<b>74,840,645</b>	<b>63,784,674</b>
<b>Total Liabilities</b>	<b>111,724,386</b>	<b>101,401,540</b>
<b>Net Assets</b>	<b>1,943,135,312</b>	<b>1,863,576,072</b>
<b>Equity</b>		
Retained surplus	734,154,356	648,003,918
Reserve accounts	225,587,604	232,178,796
Revaluation surplus	983,393,355	983,393,355
<b>Total Equity</b>	<b>1,943,135,312</b>	<b>1,863,576,072</b>

This statement is to be read in conjunction with the accompanying notes.



**MONTHLY FINANCIAL REPORT  
FOR THE PERIOD ENDED 31 DECEMBER 2025**

**BASIS OF PREPARATION**

**BASIS OF PREPARATION**

**REPORT PURPOSE**

This report is prepared to meet the requirements of *Local Government (Financial Management) Regulations 1996*, Regulation 34. Note: The statements and accompanying notes are prepared based on all transactions recorded at the time of preparation and may vary due to transactions being processed for the reporting period after the date of preparation.

**BASIS OF ACCOUNTING**

This statement comprises a special purpose financial report which has been prepared in accordance with Australian Accounting Standards (as they apply to local governments and not-for-profit entities) and Interpretations of the Australian Accounting Standards Board, and the *Local Government Act 1995* and accompanying regulations.

The *Local Government (Financial Management) Regulations 1996* take precedence over Australian Accounting Standards. Regulation 16 prohibits a local government from recognising as assets Crown land that is a public thoroughfare, such as land under roads, and land not owned by but under the control or management of the local government, unless it is a golf course, showground, racecourse or recreational facility of State or regional significance. Consequently, some assets, including land under roads acquired on or after 1 July 2008, have not been recognised in this financial report. This is not in accordance with the requirements of *AASB 1051 Land Under Roads paragraph 15* and *AASB 116 Property, Plant and Equipment paragraph 7*.

Accounting policies which have been adopted in the preparation of this financial report have been consistently applied unless stated otherwise. Except for cash flow and rate setting information, the report has been prepared on the accrual basis and is based on historical costs, modified, where applicable, by the measurement at fair value of selected non-current assets, financial assets and liabilities.

**PREPARATION TIMING AND REVIEW**

Date prepared: All known transactions up to 31 December 2025

**SIGNIFICANT ACCOUNTING POLICES**

**CRITICAL ACCOUNTING ESTIMATES**

The preparation of a financial report in conformity with Australian Accounting Standards requires management to make judgements, estimates and assumptions that effect the application of policies and reported amounts of assets and liabilities, income and expenses. The estimates and associated assumptions are based on historical experience and various other factors that are believed to be reasonable under the circumstances; the results of which form the basis of making the judgements about carrying values of assets and liabilities that are not readily apparent from other sources. Actual results may differ from these estimates.

**THE LOCAL GOVERNMENT REPORTING ENTITY**

All funds through which the City controls resources to carry on its functions have been included in the financial statements forming part of this financial report.

In the process of reporting on the local government as a single unit, all transactions and balances between those funds (for example, loans and transfers between funds) have been eliminated.

All monies held in the Trust Fund are excluded from the financial statements. A separate statement of those monies

**GOODS AND SERVICES TAX**

Revenues, expenses and assets are recognised net of the amount of GST, except where the amount of GST incurred is not recoverable from the Australian Taxation Office (ATO). Receivables and payables are stated inclusive of GST receivable or payable. The net amount of GST recoverable from, or payable to, the ATO is included with receivables or payables in the statement of financial position. Cash flows are presented on a gross basis. The GST components of cash flows arising from investing or financing activities which are recoverable from, or payable to, the ATO are presented as operating cash flows.

**ROUNDING OFF FIGURES**

All figures shown in this statement are rounded to the nearest dollar.

**NOTES TO THE STATEMENT OF FINANCIAL ACTIVITY  
FOR THE PERIOD ENDED 31 DECEMBER 2025**

**NOTE 1  
STATEMENT OF FINANCIAL ACTIVITY INFORMATION**

**(a) Non-cash items excluded from operating activities**

The following non-cash revenue and expenditure has been excluded from operating activities within the Statement of Financial Activity in accordance with Financial Management Regulation 32.

	Notes	Amended Budget	YTD Budget (a)	YTD Actual (b)
<b>Non-cash and non-current items excluded from operating activities</b>				
		\$	\$	\$
<b>Adjustments to operating activities</b>				
Less: (Profit)/loss on asset disposals		0	(823,294)	0
Less: Movement in liabilities associated with restricted cash			1,459,933	9,723,445
Add: Movement in Pensioner Rates & ESL (non-current)		0	60,997	18,744
Movement in employee benefit provisions (non-current)		0	119,046	221,131
Add: Depreciation on assets		47,678,961	15,045,590	23,631,483
<b>Total non-cash items excluded from operating activities</b>		<b>47,678,961</b>	<b>15,862,272</b>	<b>33,594,803</b>

**(b) Adjustments to net current assets in the Statement of Financial Activity**

The following current assets and liabilities have been excluded from the net current assets used in the Statement of Financial Activity in accordance with *Financial Management Regulation* 32 to agree to the surplus/(deficit) after imposition of general rates.

		Last Year Closing 30 June 2025	This Time Last Year 31 December 2024	Year to Date 31 December 2025
<b>Adjustments to net current assets</b>				
Less: Reserves - restricted cash	6	(232,178,797)	(203,082,578)	(225,587,604)
Less: Bonds & deposits		(2,456,724)	(2,449,076)	(3,568,119)
Add: Borrowings	5	2,500,000	1,250,000	2,500,000
Add: Lease liabilities		634,094	44,109	634,094
Add: Financial assets at amortised cost - non-current	2	100,739,548	129,741,186	127,230,159
<b>Total adjustments to net current assets</b>		<b>(130,761,879)</b>	<b>(74,496,359)</b>	<b>(98,791,470)</b>
Cash and cash equivalents	2	17,004,553	14,998,574	15,374,531
Financial assets at amortised cost	2	143,000,000	141,000,000	174,000,000
Rates receivables		2,029,658	45,897,978	48,420,452
Receivables		12,766,317	15,199,898	9,787,813
Other current assets		3,942,470	2,543,380	3,242,430
<b>Less: Current liabilities</b>				
Payables		(21,715,040)	(21,302,701)	(20,310,966)
Borrowings	5	(2,500,000)	(1,250,000)	(2,500,000)
Contract liabilities	7	(2,583,223)	(5,778,840)	(2,945,323)
Lease liabilities		(634,094)	(44,109)	(634,094)
Provisions	7	(10,184,509)	(9,991,424)	(10,493,358)
<b>Less: Total adjustments to net current assets</b>	1(b)	<b>(130,761,879)</b>	<b>(74,496,359)</b>	<b>(98,791,470)</b>
<b>Closing funding surplus / (deficit)</b>		<b>10,364,248</b>	<b>106,776,392</b>	<b>115,150,012</b>

**CURRENT AND NON-CURRENT CLASSIFICATION**

In the determination of whether an asset or liability is current or non-current, consideration is given to the time when each asset or liability is expected to be settled. Unless otherwise stated assets or liabilities are classified as current if expected to be settled within the next 12 months, being the Council's operational cycle.

NOTES TO THE STATEMENT OF FINANCIAL ACTIVITY  
FOR THE PERIOD ENDED 31 DECEMBER 2025

OPERATING ACTIVITIES  
NOTE 2  
CASH AND FINANCIAL ASSETS

Description	Classification	Unrestricted \$	Restricted \$	Total Cash \$	Institution
<b>Cash on hand</b>					
Cash at bank	Cash and cash equivalents	1,422,622	0	1,422,622	NATIONAL AUSTRALIA BANK
Cash on hand	Cash and cash equivalents	21,950	0	21,950	
Term deposits - current	Cash and cash equivalents	13,929,959	0	13,929,959	NATIONAL AUSTRALIA BANK
Term deposits - current	Financial assets at amortised cost	0	5,500,000	5,500,000	BANK OF QUEENSLAND
Term deposits - current	Financial assets at amortised cost	0	2,500,000	2,500,000	COMMONWEALTH BANK
Term deposits - current	Financial assets at amortised cost	8,912,398	26,587,602	35,500,000	ING BANK
Term deposits - current	Financial assets at amortised cost	0	8,000,000	8,000,000	WESTPAC
Term deposits - current	Financial assets at amortised cost	66,000,000	0	66,000,000	NATIONAL AUSTRALIA BANK
Term deposits - current	Financial assets at amortised cost	0	3,000,000	3,000,000	SUNCORP
Term deposits - current	Financial assets at amortised cost	0	7,000,000	7,000,000	CREDIT UNION AUSTRALIA
Term deposits - current	Financial assets at amortised cost	0	11,000,000	11,000,000	JUDO BANK
Term deposits - current	Financial assets at amortised cost	0	1,500,000	1,500,000	AMP
Term deposits - current	Financial assets at amortised cost	0	3,000,000	3,000,000	DEFENCE BANK
Term deposits - current	Financial assets at amortised cost	0	3,000,000	3,000,000	AMB
Term deposits - current	Financial assets at amortised cost	0	28,000,000	28,000,000	RABOBANK
Other investment - non current	Financial assets at amortised cost	0	730,159	730,159	BARCLAYS BANK
Other investment - non current	Financial assets at amortised cost	0	5,000,000	5,000,000	DEFENCE BANK
Other investment - non current	Financial assets at amortised cost	0	3,000,000	3,000,000	JUDO BANK
Other investment - non current	Financial assets at amortised cost	0	6,500,000	6,500,000	NATIONAL AUSTRALIA BANK
Other investment - non current	Financial assets at amortised cost	0	8,000,000	8,000,000	CREDIT UNION AUSTRALIA
Other investment - non current	Financial assets at amortised cost	0	9,000,000	9,000,000	WESTPAC
Other investment - non current	Financial assets at amortised cost	0	48,000,000	48,000,000	RABOBANK
Other investment - non current	Financial assets at amortised cost	0	47,000,000	47,000,000	ING BANK
<b>Total</b>		<b>90,286,930</b>	<b>226,317,761</b>	<b>316,604,691</b>	
<b>Comprising</b>					
		<b>\$</b>	<b>\$</b>	<b>\$</b>	
Cash and cash equivalents		15,374,531	0	15,374,531	
Financial assets at amortised cost		74,912,398	226,317,761	301,230,159	
		<b>90,286,929</b>	<b>226,317,761</b>	<b>316,604,690</b>	

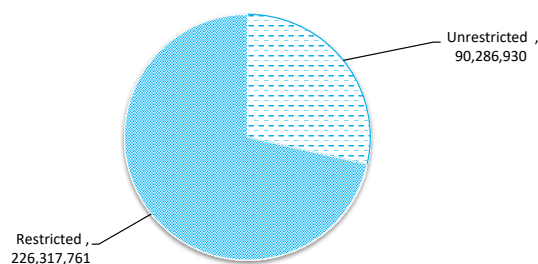
**KEY INFORMATION**

Cash and cash equivalents include cash on hand, cash at bank, deposits available on demand with banks and other short term highly liquid investments highly liquid investments with original maturities of three months or less that are readily convertible to known amounts of cash and which are subject to an insignificant risk of changes in value and bank overdrafts. Bank overdrafts are reported as short term borrowings in current liabilities in the statement of net current assets.

The local government classifies financial assets at amortised cost if both of the following criteria are met:

- the asset is held within a business model whose objective is to collect the contractual cashflows, and
- the contractual terms give rise to cash flows that are solely payments of principal and interest.

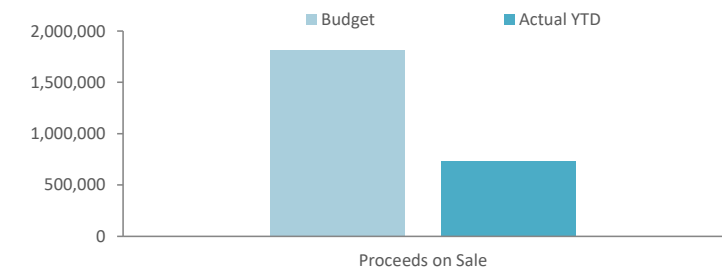
Financial assets at amortised cost held with registered financial institutions are listed in this note other financial assets at amortised cost are provided in Note 4 - Other assets.



NOTES TO THE STATEMENT OF FINANCIAL ACTIVITY  
FOR THE PERIOD ENDED 31 DECEMBER 2025

OPERATING ACTIVITIES  
NOTE 3  
DISPOSAL OF ASSETS

Asset Ref.	Asset description	Budget				YTD Actual			
		Net Book Value	Proceeds	Profit	(Loss)	Net Book Value	Proceeds	Profit	(Loss)
		\$	\$	\$	\$	\$	\$	\$	\$
	<b>Plant and Machinery</b>								
		796,764	1,817,046	1,020,282	0	208,142	734,146	526,004	0
	<b>Freehold Land</b>								
	Lot 100 32 Plantagenet, Hamilton Hill	0	0	0	0	0	0	0	0
	Lot 303 Wattleup Road, Hammond Park		0	0	0		0	0	0
		<b>796,764</b>	<b>1,817,046</b>	<b>1,020,282</b>	<b>0</b>	<b>208,142</b>	<b>734,146</b>	<b>526,004</b>	<b>0</b>



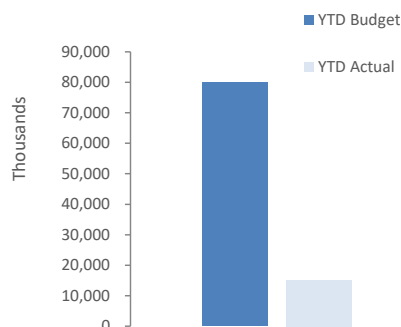
**NOTES TO THE STATEMENT OF FINANCIAL ACTIVITY  
FOR THE PERIOD ENDED 31 DECEMBER 2025**

**INVESTING ACTIVITIES  
NOTE 4  
CAPITAL ACQUISITIONS**

Capital acquisitions	Amended		YTD Actual	YTD Actual Variance
	Budget	YTD Budget		
	\$	\$	\$	\$
Land	11,400,000	0	0	0
Buildings	19,130,626	6,553,369	5,157,296	(1,396,073)
Furniture and equipment	407,297	407,297	348,526	(58,770)
Plant and equipment	10,674,020	3,078,596	2,049,091	(1,029,505)
Infrastructure - roads	18,604,833	3,656,079	3,287,287	(368,792)
Infrastructure - drainage	3,165,313	1,409,240	952,224	(457,016)
Infrastructure - footpath	2,744,186	1,090,837	723,469	(367,369)
Infrastructure - parks hard	9,135,499	2,485,646	1,564,042	(921,604)
Infrastructure - parks landscaping	2,514,640	240,090	189,231	(50,859)
Infrastructure - landfill site	1,512,348	406,157	275,475	(130,682)
Infrastructure - marina	257,000	54,894	54,894	0
Infrastructure - coastal	400,000	400,000	522,058	122,058
<b>Payments for Capital Acquisitions</b>	<b>79,945,762</b>	<b>19,782,205</b>	<b>15,167,617</b>	<b>(4,614,588)</b>
<b>Total Capital Acquisitions</b>	<b>79,945,762</b>	<b>19,782,205</b>	<b>15,167,617</b>	<b>(4,614,588)</b>
<b>Capital Acquisitions Funded By:</b>				
	\$	\$	\$	\$
Capital grants and contributions	(24,254,839)	(752,603)	(1,203,485)	(450,882)
Proceeds from disposal of assets	(1,817,046)	(742,909)	(734,146)	8,763
Cash backed reserves				
Open Space Infrastructure	(11,326,356)	(2,543,332)	(1,569,438)	973,893
Plant & Equipment	(8,253,330)	(2,267,043)	(1,499,043)	768,000
Technology	(138,644)	(138,644)	(138,644)	0
Building Infrastructure	(14,534,227)	(6,057,647)	(4,887,918)	1,169,729
Commercial Landfill	(1,587,038)	(464,854)	(335,491)	129,363
Roads Infrastructure	(13,700,911)	(4,396,682)	(3,088,148)	1,308,533
Climate Change Mitigation	(261,170)	(164,113)	0	164,113
Port Coogee Special Maintenance SAR	(133,333)	(133,333)	(133,333)	0
Project Contingency	(2,927,808)	(210,373)	(359,185)	(148,812)
Port Coogee Marina	(257,000)	(54,894)	(54,894)	0
Port Coogee Waterways WEMP	(266,667)	(266,667)	(266,667)	0
Contribution - operations	37,608	(1,589,111)	(897,225)	691,886
<b>Capital funding total</b>	<b>(79,945,762)</b>	<b>(19,782,205)</b>	<b>(15,167,617)</b>	<b>4,614,588</b>

**SIGNIFICANT ACCOUNTING POLICIES**

All assets are initially recognised at cost. Cost is determined as the fair value of the assets given as consideration plus costs incidental to the acquisition. For assets acquired at no cost or for nominal consideration, cost is determined as fair value at the date of acquisition. The cost of non-current assets constructed by the local government includes the cost of all materials used in the construction, direct labour on the project and an appropriate proportion of variable and fixed overhead. Certain asset classes may be revalued on a regular basis such that the carrying values are not materially different from fair value. Assets carried at fair value are to be revalued with sufficient regularity to ensure the carrying amount does not differ materially from that determined using fair value at reporting date.



**NOTES TO THE STATEMENT OF FINANCIAL ACTIVITY  
FOR THE PERIOD ENDED 31 DECEMBER 2025**

**FINANCING ACTIVITIES  
NOTE 5  
BORROWINGS**

**Repayments - borrowings**

Information on borrowings		1 July 2025	New Loans		Principal Repayments		Principal Outstanding		Interest Repayments	
Particulars	Loan No.		Actual	Budget	Actual	Budget	Actual	Budget	Actual	Budget
		\$	\$	\$	\$	\$	\$	\$	\$	\$
<b>Recreation and culture</b>										
To assist fund the Cockburn Central West development	8	2,500,000	0	0	0	2,500,000	2,500,000	0	12,921	350,000
<b>C/Fwd Balance</b>		2,500,000	0	0	0	2,500,000	2,500,000	0	12,921	350,000
<b>Total</b>		2,500,000	0	0	0	2,500,000	2,500,000	0	12,921	350,000
Current borrowings		2,500,000					2,500,000			
Non-current borrowings		0					0			
		2,500,000					2,500,000			

All debenture repayments were financed by general purpose revenue.

**KEY INFORMATION**

All loans and borrowings are initially recognised at the fair value of the consideration received less directly attributable transaction costs. After initial recognition, interest-bearing loans and borrowings are subsequently measured at amortised cost using the effective interest method. Fees paid on the establishment of loan facilities that are yield related are included as part of the carrying amount of the loans and borrowings.

**NOTES TO THE STATEMENT OF FINANCIAL ACTIVITY  
FOR THE PERIOD ENDED 31 DECEMBER 2025**

**OPERATING ACTIVITIES**

**NOTE 6**

**CASH RESERVES**

Reserve name	Opening Balance	Budget Interest Earned	Actual Interest Earned	Budget Transfers In (+)	Actual Transfers In (+)	Budget Transfers Out (-)	Actual Transfers Out (-)	Budget Closing Balance	Actual YTD Closing Balance
	\$	\$	\$	\$	\$	\$	\$	\$	\$
<b>General Revenue</b>									
Open Space Infrastructure	5,571,044	0	0	7,500,000	477,435	(11,346,356)	(1,590,678)	88,802	4,457,800
Plant & Equipment	9,831,552	0	0	4,000,000	17,266	(8,253,330)	(1,516,309)	4,809,146	8,332,509
Technology	5,102,501	0	0	500,000	0	(1,068,644)	(350,462)	3,625,870	4,752,039
Building Infrastructure	80,637,329	0	0	13,500,000	0	(14,690,625)	(4,906,773)	75,116,176	75,730,557
Commercial Landfill	32,506,773	0	0	4,100,000	0	(2,157,038)	(347,126)	34,629,209	32,159,647
Land Management	3,462,511	0	0	1,944,332	0	0	0	5,386,246	3,462,511
Roads Infrastructure	26,711,431	0	0	12,500,000	0	(13,700,911)	(3,088,148)	25,493,341	23,623,283
Naval Base Shacks	1,528,049	0	0	30,000	0	(75,000)	0	1,446,186	1,528,049
Risk	1,880,171	0	0	250,000	0	0	0	2,130,171	1,880,171
Climate Change Mitigation	2,577,608	0	0	500,000	0	(261,170)	0	2,570,268	2,577,608
Waste Management	11,793,639	0	0	2,000,000	0	(600,000)	(77,954)	13,225,438	11,715,685
Project Contingency	14,954,238	0	0	1,392,093	0	(4,492,326)	(788,154)	11,899,767	14,166,084
Port Coogee Marina	2,907,822	0	0	500,000	0	(257,000)	(54,894)	2,893,822	2,852,929
<b>Total General Revenue Reserve</b>	<b>199,464,669</b>	<b>0</b>	<b>0</b>	<b>48,716,425</b>	<b>494,701</b>	<b>(56,902,400)</b>	<b>(12,720,498)</b>	<b>183,314,442</b>	<b>187,238,872</b>
<b>Restricted Revenue</b>									
Port Coogee Waterways WEMP	726,879	0	11,722	0	0	(566,667)	(266,667)	333,333	471,935
Port Coogee Special Maintenance SAR	2,421,264	0	42,534	460,000	0	(383,255)	(305,669)	2,576,745	2,158,128
Port Coogee Waterways SAR	579,676	0	12,511	125,000	124,357	0	0	695,000	716,544
Naval Base Shack Removal	1,031,930	0	18,902	0	0	0	0	993,077	1,050,832
Cockburn Coast SAR	171,877	0	4,218	75,000	77,389	(41,784)	(20,048)	233,216	233,436
POS Cash in Lieu	6,087,941	0	111,696	0	0	0	0	5,649,812	6,199,637
Developer Contribution Plans - Various	15,612,103	0	312,655	0	9,413,879	0	(3,090)	12,865,594	25,335,548
Restricted Funding	6,082,458	0	0	0	0	0	(3,899,786)	7,792,175	2,182,672
<b>Total Restricted Revenue Reserve</b>	<b>32,714,128</b>	<b>0</b>	<b>514,237</b>	<b>660,000</b>	<b>9,615,625</b>	<b>(991,706)</b>	<b>(4,495,260)</b>	<b>31,138,952</b>	<b>38,348,730</b>
<b>Total Cash Reserve</b>	<b>232,178,797</b>	<b>0</b>	<b>514,237</b>	<b>49,376,425</b>	<b>10,110,327</b>	<b>(57,894,105)</b>	<b>(17,215,759)</b>	<b>214,453,395</b>	<b>225,587,602</b>

**KEY INFORMATION**

NOTES TO THE STATEMENT OF FINANCIAL ACTIVITY  
FOR THE PERIOD ENDED 31 DECEMBER 2025

OPERATING ACTIVITIES  
NOTE 7  
OTHER CURRENT LIABILITIES

Other current liabilities	Note	Opening Balance 1 July 2025	Liability Increase	Liability Reduction	Closing Balance 31 December 2025
		\$	\$	\$	\$
<b>Contract liabilities</b>					
Unspent grants, contributions and reimbursements - non-operating		2,583,223	2,561,831	(2,199,731)	2,945,323
<b>Total unspent grants, contributions and reimbursements</b>		2,583,223	2,561,831	(2,199,731)	2,945,323
<b>Provisions</b>					
Annual leave		4,919,482	36,410,115	(36,101,265)	5,228,331
Long service leave		5,265,027	0	0	5,265,027
<b>Total Provisions</b>		10,184,509	36,410,115	(36,101,265)	10,493,358
<b>Total other current liabilities</b>		<b>12,767,732</b>	<b>38,971,946</b>	<b>(38,300,996)</b>	<b>13,438,681</b>
Amounts shown above include GST (where applicable)					

KEY INFORMATION

**Provisions**

Provisions are recognised when the City has a present legal or constructive obligation, as a result of past events, for which it is probable that an outflow of economic benefits will result and that outflow can be reliably measured.

Provisions are measured using the best estimate of the amounts required to settle the obligation at the end of the reporting period.

**Employee benefits**

**Short-term employee benefits**

Provision is made for the City's obligations for short-term employee benefits. Short-term employee benefits are benefits (other than termination benefits) that are expected to be settled wholly before 12 months after the end of the annual reporting period in which the employees render the related service, including wages, salaries and sick leave. Short-term employee benefits are measured at the (undiscounted) amounts expected to be paid when the obligation is settled.

The City's obligations for short-term employee benefits such as wages, salaries and sick leave are recognised as a part of current trade and other payables in the calculation of net current assets.

**Other long-term employee benefits**

The City's obligations for employees' annual leave and long service leave entitlements are recognised as provisions in the statement of financial position.

Long-term employee benefits are measured at the present value of the expected future payments to be made to employees. Expected future payments incorporate anticipated future wage and salary levels, durations of service and employee departures and are discounted at rates determined by reference to market yields at the end of the reporting period on government bonds that have maturity dates that approximate the terms of the obligations. Any remeasurements for changes in assumptions of obligations for other long-term employee benefits are recognised in profit or loss in the periods in which the changes occur. The City's obligations for long-term employee benefits are presented as non-current provisions in its statement of financial position, except where the City does not have an unconditional right to defer settlement for at least 12 months after the end of the reporting period, in which case the obligations are presented as current provisions.

**Contract liabilities**

An entity's obligation to transfer goods or services to a customer for which the entity has received consideration (or the amount is due) from the customer. Grants to acquire or construct recognisable non-financial assets to identified specifications be constructed to be controlled by the City are recognised as a liability until such time as the City satisfies its obligations under the agreement.



**NOTES TO THE STATEMENT OF FINANCIAL ACTIVITY  
FOR THE PERIOD ENDED 31 DECEMBER 2025**

**NOTE 8  
BUDGET AMENDMENTS**

Amendments to original budget since budget adoption. Surplus/(Deficit)

Project/ Activity	Description	Council Resolution	Classification	Non Cash Adjustment	Increase in Available Cash	Decrease in Available Cash	Amended Budget Running Balance
				\$	\$	\$	\$
<b>Budget adoption</b>							
Various	Expenditure Review Committee July 2025		Operating Expenses			(7,800)	300,000
GL 960	Adjustment CF opening balance	OCM 14 Oct 2025	Opening Surplus(Deficit)		74,604		292,200
OP 4888	Project plan has been deferred in line with 10 yr plan	OCM 14 Oct 2025	Operating Expenses		100,000		366,804
OP 4886	Project plan has been deferred in line with 10 yr plan	OCM 14 Oct 2025	Operating Expenses		50,000		466,804
OP 6011	Emergency works required to increase stormwater capacity	OCM 14 Oct 2025	Operating Expenses			(20,000)	516,804
	5yr asset revaluation for land, building, waste & marina as						
OP 9768	per regulation	OCM 14 Oct 2025	Operating Expenses			(50,000)	496,804
GL 740	Engagement of transport/parking consultant	OCM 11 Nov 2025	Operating Expenses			(50,000)	446,804
GL 137	External recruitment cost	OCM 11 Nov 2025	Operating Expenses			(7,492)	396,804
OP 6285	Assist in replacment of damaged or missing signages	OCM 11 Nov 2025	Operating Expenses			(10,000)	389,312
OP 5997	Cover cleaning and maintenance for the new toilet	OCM 11 Nov 2025	Operating Expenses			(35,000)	379,312
Various GL	Adjustment to Rates bud and trf to OP 4116	OCM 09 Dec 2025	Operating Revenue		492,693		344,312
OP 8802	adjustment to FY26 salary, review of proposed golf course	OCM 09 Dec 2025	Operating Expenses			(820,146)	837,005
OP 4125	Proposed golf course	OCM 09 Dec 2025	Operating Expenses			(45,000)	16,859
OP 8820	trf to OP 4116	OCM 09 Dec 2025	Operating Revenue		8,000		(28,141)
OP 9606	trf to OP 4116	OCM 09 Dec 2025	Operating Expenses		10,846		(20,141)
OP 4116	Review of Wally Hagan	OCM 09 Dec 2025	Operating Expenses			(50,000)	(9,295)
OP 4126	Install parking control signs	OCM 09 Dec 2025	Operating Expenses			(15,000)	(59,295)
				0	736,143	(1,110,438)	(74,295)

**CITY OF COCKBURN****MONTHLY FINANCIAL REPORT**

(Containing the Statement of Financial Activity)  
**For the Period Ended 30 November 2025**

**LOCAL GOVERNMENT ACT 1995**  
**LOCAL GOVERNMENT (FINANCIAL MANAGEMENT) REGULATIONS 1996**

**TABLE OF CONTENTS**

Monthly Summary Information	2
Statement of Comprehensive Income	4
Statement of Financial Activity by Nature or Type	5
Statement of Financial Activity by Business Unit	7
Statement of Financial Position	8
Basis of Preparation	9
Note 1 Statement of Financial Activity Information	10
Note 2 Cash and Financial Assets	11
Note 3 Disposal of Assets	12
Note 4 Capital Acquisitions	13
Note 5 Borrowings	14
Note 6 Cash Reserves	15
Note 7 Other Current Liabilities	17
Note 8 Budget Amendments	18

MONTHLY FINANCIAL REPORT  
FOR THE PERIOD ENDED 30 NOVEMBER 2025

## SUMMARY INFORMATION

Funding surplus / (deficit) Components

Funding surplus / (deficit)				
	Amended Budget	YTD Budget (a)	YTD Actual (b)	Var. \$ (b)-(a)
Opening	\$2.47 M	\$2.47 M	\$10.36 M	\$7.90 M
Closing	(\$0.07 M)	\$94.31 M	\$122.50 M	\$28.19 M
Refer to Statement of Financial Activity				

Cash and financial assets		
	\$322.73 M	% of total
Unrestricted Cash	\$93.99 M	29.1%
Restricted Cash	\$228.74 M	70.9%
Refer to Note 2 - Cash and Financial Assets		

Key Operating Activities

Amount attributable to operating activities			
Amended Budget	YTD Budget (a)	YTD Actual (b)	Var. \$ (b)-(a)
\$42.54 M	\$98.12 M	\$117.13 M	\$19.01 M
Refer to Statement of Financial Activity			

Employee Cost		
YTD Actual	(\$35.09 M)	% Variance
YTD Budget	(\$35.94 M)	(2.4%)
Refer to Statement of Financial Activity		

Rates Revenue		
YTD Actual	\$141.15 M	% Variance
YTD Budget	\$141.72 M	0.0%
Refer to Statement of Financial Activity		

Fees and Charges		
YTD Actual	\$19.39 M	% Variance
YTD Budget	\$18.66 M	3.9%
Refer to Statement of Financial Activity		

Materials & Contracts		
YTD Actual	(\$19.02 M)	% Variance
YTD Budget	(\$23.18 M)	(18.0%)
Refer to Statement of Financial Activity		

Key Investing Activities

Amount attributable to investing activities			
Amended Budget	YTD Budget (a)	YTD Actual (b)	Var. \$ (b)-(a)
(\$51.10 M)	(\$12.29 M)	(\$9.16 M)	\$3.13 M
Refer to Statement of Financial Activity			

Proceeds on sale		
YTD Actual	\$0.73 M	%
Amended Budget	\$1.82 M	40.4%
Refer to Note 3 - Disposal of Assets		

Asset Acquisition		
YTD Actual	\$11.16 M	% Spent
Amended Budget	\$79.95 M	14.0%
Refer to Note 4 - Capital Acquisition		

Capital Grants		
YTD Actual	(\$1.20 M)	% Received
Amended Budget	(\$24.25 M)	5.0%
Refer to Note 4 - Capital Acquisition		

Key Financing Activities

Amount attributable to financing activities			
Amended Budget	YTD Budget (a)	YTD Actual (b)	Var. \$ (b)-(a)
\$6.02 M	\$6.02 M	\$4.17 M	(\$1.85 M)
Refer to Statement of Financial Activity			

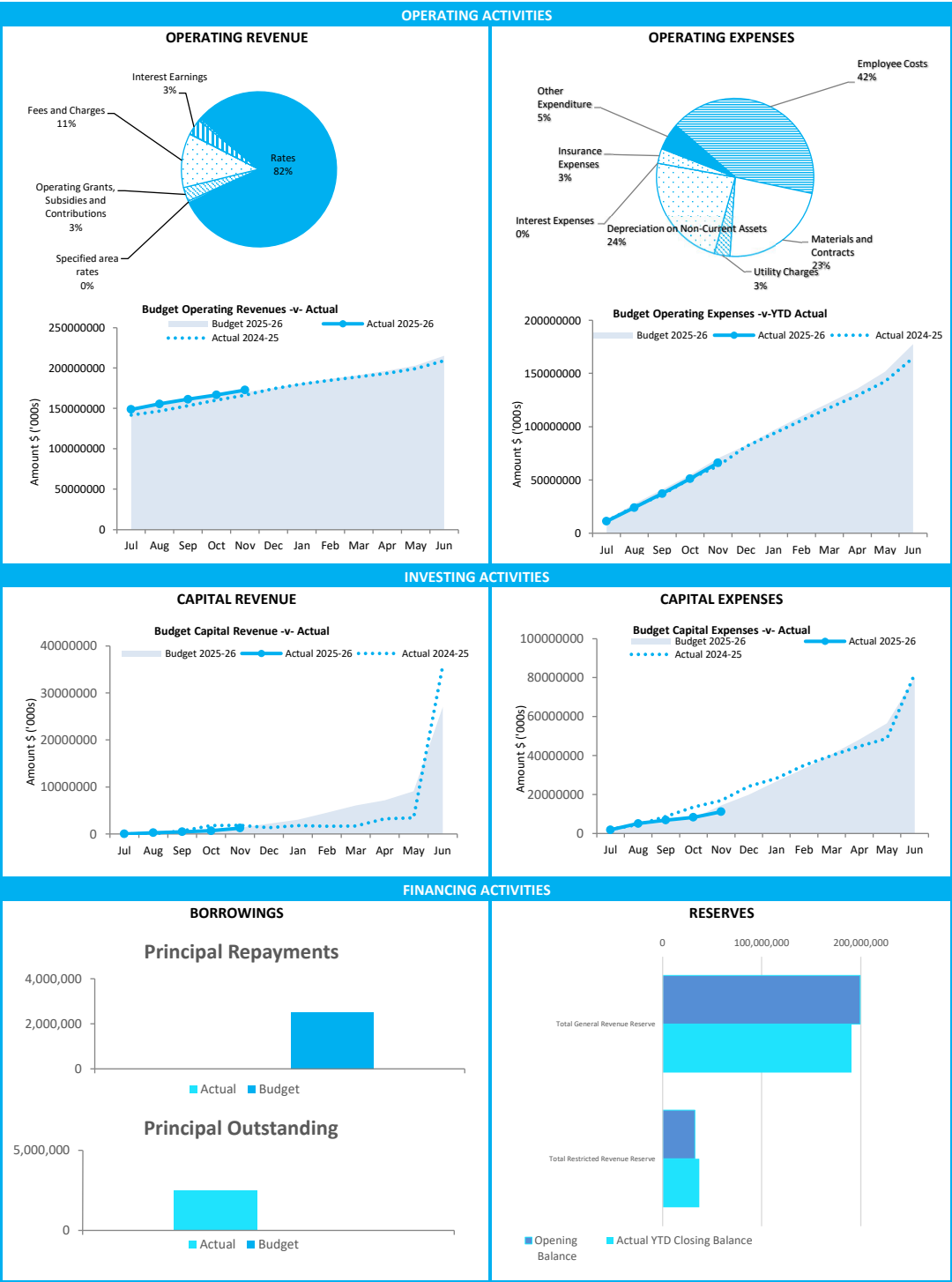
Borrowings	
Principal repayments	\$0.00 M
Interest expense	\$0.01 M
Principal due	\$2.50 M
Refer to Note 5 - Borrowings	

Reserves	
Reserves balance	\$228.01 M
Interest earned	\$0.41 M
Refer to Note 6 - Cash Reserves	

This information is to be read in conjunction with the accompanying Financial Statements and notes.

MONTHLY FINANCIAL REPORT  
FOR THE PERIOD ENDED 30 NOVEMBER 2025

SUMMARY INFORMATION - GRAPHS



This information is to be read in conjunction with the accompanying Financial Statements and Notes.

**STATEMENT OF COMPREHENSIVE INCOME  
FOR THE PERIOD ENDED 30 NOVEMBER 2025**

	2025/26 YTD Actual	2025/26 Amended Budget	2025/26 Adopted Budget
<b>Revenue</b>	<b>\$</b>	<b>\$</b>	<b>\$</b>
Rates	141,154,473	141,921,539	141,460,000
Grants, subsidies and contributions	4,997,228	16,060,064	15,884,335
Fees and charges	19,389,114	43,848,335	43,832,904
Service charges	233,217	200,000	200,000
Interest revenue	5,548,539	13,135,800	13,135,800
Other revenue	975,000	0	0
	<b>172,297,571</b>	<b>215,165,738</b>	<b>214,513,039</b>
<b>Expenses</b>			
Employee costs	(35,093,995)	(86,401,888)	(85,494,535)
Materials and contracts	(19,017,189)	(61,550,693)	(59,467,942)
Utility charges	(2,681,062)	(6,768,187)	(6,768,187)
Depreciation	(19,654,953)	(47,678,961)	(47,678,961)
Finance costs	(12,921)	(170,229)	(170,229)
Insurance	(2,564,945)	(2,804,500)	(2,804,500)
Other expenditure	(4,586,755)	(14,926,773)	(14,916,773)
	<b>(83,611,820)</b>	<b>(220,301,231)</b>	<b>(217,301,127)</b>
<b>Net operating result</b>	<b>88,685,751</b>	<b>(5,135,493)</b>	<b>(2,788,088)</b>
Capital grants, subsidies and contributions	1,273,930	27,026,575	24,687,971
Profit/(loss) on disposal of assets	526,004	1,020,282	696,173
	<b>1,799,934</b>	<b>28,046,857</b>	<b>25,384,144</b>
<b>Net result for the period</b>	<b>90,485,685</b>	<b>22,911,364</b>	<b>22,596,056</b>
<b>Other comprehensive income for the period</b>			
<i>Items that will not be reclassified subsequently to profit or loss</i>			
Changes in asset revaluation surplus	0	0	0
Share of comprehensive income of associates accounted for using the equity method	0	0	0
<b>Total other comprehensive income for the period</b>	<b>0</b>	<b>0</b>	<b>0</b>
<b>Total comprehensive income for the period</b>	<b>90,485,685</b>	<b>22,911,364</b>	<b>22,596,056</b>

This statement is to be read in conjunction with the accompanying notes.

**STATEMENT OF FINANCIAL ACTIVITY  
FOR THE PERIOD ENDED 30 NOVEMBER 2025**

**BY NATURE OR TYPE**

	Ref Note	Amended Budget	YTD Budget (a)	YTD Actual (b)	Var. \$ (b)-(a)	Var. % (b)-(a)/(a)	Var.
		\$	\$	\$	\$	%	
<b>Opening funding surplus / (deficit)</b>	1(c)	2,466,697	2,466,697	<b>10,364,248</b>	7,897,551	320.17%	▲
<b>Revenue from operating activities</b>							
Rates		141,261,539	141,067,630	<b>140,471,974</b>	(595,656)	(0.42%)	▼
Specified area rates		660,000	650,580	<b>682,499</b>	31,919	4.91%	
Operating grants, subsidies and contributions		16,060,064	4,873,050	<b>4,997,228</b>	124,178	2.55%	
Fees and charges		43,848,335	18,662,261	<b>19,389,114</b>	726,853	3.89%	▲
Service charges		200,000	0	<b>233,217</b>	233,217	0.00%	
Interest earnings		13,135,800	5,049,239	<b>5,548,539</b>	499,300	9.89%	▲
Other revenue		0	0	<b>975,000</b>	975,000	0.00%	
		<b>215,165,738</b>	<b>170,302,760</b>	<b>172,297,571</b>	1,994,811	1.17%	
<b>Expenditure from operating activities</b>							
Employee costs		(86,401,888)	(35,941,794)	<b>(35,093,995)</b>	847,799	2.36%	▲
Materials and contracts		(61,550,693)	(23,182,189)	<b>(19,017,189)</b>	4,165,000	17.97%	▲
Utility charges		(6,768,187)	(2,472,649)	<b>(2,681,062)</b>	(208,413)	(8.43%)	
Depreciation on non-current assets		(47,678,961)	(19,220,399)	<b>(19,654,953)</b>	(434,554)	(2.26%)	▼
Interest expenses		(170,229)	(65)	<b>(12,921)</b>	(12,856)	(19778.46%)	
Insurance expenses		(2,804,500)	(2,432,163)	<b>(2,564,945)</b>	(132,782)	(5.46%)	
Other expenditure		(14,926,773)	(4,800,033)	<b>(4,586,755)</b>	213,278	4.44%	
		<b>(220,301,231)</b>	<b>(88,049,292)</b>	<b>(83,611,820)</b>	4,437,472	5.04%	
Non-cash amounts excluded from operating activities	1(a)	47,678,961	15,862,272	<b>28,441,203</b>	12,578,931	79.30%	▲
<b>Amount attributable to operating activities</b>		<b>42,543,468</b>	<b>98,115,740</b>	<b>117,126,954</b>	19,011,214		
<b>Investing activities</b>							
Proceeds from non-operating grants, subsidies and contributions		27,026,575	1,361,147	<b>1,273,930</b>	(87,217)	(6.41%)	
Proceeds from disposal of assets	3	1,817,046	728,009	<b>734,146</b>	6,137	0.84%	
Payments for property, plant and equipment and infrastructure	4	(79,945,762)	(14,380,925)	<b>(11,164,967)</b>	3,215,959	22.36%	▲
<b>Amount attributable to investing activities</b>		<b>(51,102,141)</b>	<b>(12,291,769)</b>	<b>(9,156,891)</b>	3,134,879		
<b>Financing Activities</b>							
Transfer from reserves	6	57,894,105	57,894,105	<b>13,572,450</b>	(44,321,656)	(76.56%)	▼
Repayment of debentures	5	(2,500,000)	(2,500,000)	<b>0</b>	2,500,000	100.00%	▲
Transfer to reserves	6	(49,376,425)	(49,376,425)	<b>(9,407,418)</b>	39,969,007	80.95%	▲
<b>Amount attributable to financing activities</b>		<b>6,017,680</b>	<b>6,017,680</b>	<b>4,165,032</b>	(1,852,649)		
<b>Closing funding surplus / (deficit)</b>	1(c)	<b>(74,295)</b>	<b>94,308,348</b>	<b>122,499,343</b>	28,190,995		

**KEY INFORMATION**

This statement is to be read in conjunction with the accompanying Financial Statements and Notes.

**KEY TERMS AND DESCRIPTIONS****FOR THE PERIOD ENDED 30 NOVEMBER 2025****REVENUE****RATES**

All rates levied under the *Local Government Act 1995*. Includes general, differential, specified area rates, minimum rates, interim rates, back rates, ex-gratia rates, less discounts and concessions offered. Exclude administration fees, interest on instalments, interest on arrears, service charges and sewerage rates.

**OPERATING GRANTS, SUBSIDIES AND CONTRIBUTIONS**

Refers to all amounts received as grants, subsidies and contributions that are not non-operating grants.

**NON-OPERATING GRANTS, SUBSIDIES AND CONTRIBUTIONS**

Amounts received specifically for the acquisition, construction of new or the upgrading of identifiable non financial assets paid to a local government, irrespective of whether these amounts are received as capital grants, subsidies, contributions or donations.

**REVENUE FROM CONTRACTS WITH CUSTOMERS**

Revenue from contracts with customers is recognised when the local government satisfies its performance obligations under the contract.

**FEES AND CHARGES**

Revenues (other than service charges) from the use of facilities and charges made for local government services, sewerage rates, rentals, hire charges, fee for service, photocopying charges, licences, sale of goods or information, fines, penalties and administration fees. Local governments may wish to disclose more detail such as rubbish collection fees, rental of property, fines and penalties, other fees and charges.

**SERVICE CHARGES**

Service charges imposed under *Division 6 of Part 6 of the Local Government Act 1995. Regulation 54 of the Local Government (Financial Management) Regulations 1996* identifies these as television and radio broadcasting, underground electricity and neighbourhood surveillance services. Exclude rubbish removal charges. Interest and other items of a similar nature received from bank and investment accounts, interest on rate instalments, interest on rate arrears and interest on debtors.

**INTEREST EARNINGS**

Interest and other items of a similar nature received from bank and investment accounts, interest on rate instalments, interest on rate arrears and interest on debtors.

**OTHER REVENUE / INCOME**

Other revenue, which can not be classified under the above headings, includes dividends, discounts, rebates etc.

**PROFIT ON ASSET DISPOSAL**

Excess of assets received over the net book value for assets on their disposal.

**NATURE OR TYPE DESCRIPTIONS****EXPENSES****EMPLOYEE COSTS**

All costs associate with the employment of person such as salaries, wages, allowances, benefits such as vehicle and housing, superannuation, employment expenses, removal expenses, relocation expenses, worker's compensation insurance, training costs, conferences, safety expenses, medical examinations, fringe benefit tax, etc.

**MATERIALS AND CONTRACTS**

All expenditures on materials, supplies and contracts not classified under other headings. These include supply of goods and materials, legal expenses, consultancy, maintenance agreements, communication expenses, advertising expenses, membership, periodicals, publications, hire expenses, rental, leases, postage and freight etc. Local governments may wish to disclose more detail such as contract services, consultancy, information technology, rental or lease expenditures.

**UTILITIES (GAS, ELECTRICITY, WATER, ETC.)**

Expenditures made to the respective agencies for the provision of power, gas or water. Exclude expenditures incurred for the reinstatement of roadwork on behalf of these agencies.

**INSURANCE**

All insurance other than worker's compensation and health benefit insurance included as a cost of employment.

**LOSS ON ASSET DISPOSAL**

Shortfall between the value of assets received over the net book value for assets on their disposal.

**DEPRECIATION ON NON-CURRENT ASSETS**

Depreciation expense raised on all classes of assets.

**INTEREST EXPENSES**

Interest and other costs of finance paid, including costs of finance for loan debentures, overdraft accommodation and refinancing expenses.

**OTHER EXPENDITURE**

Statutory fees, taxes, allowance for impairment of assets, member's fees or State taxes. Donations and subsidies made to community groups.

STATEMENT OF FINANCIAL ACTIVITY  
FOR THE PERIOD ENDED 30 NOVEMBER 2025

STATUTORY REPORTING BY BUSINESS UNIT

	Ref Note	Amended Budget	YTD Budget (a)	YTD Actual (b)	Var. \$ (b)-(a)	Var. % (b)-(a)/(a)	Var.
		\$	\$	\$	\$	%	
<b>Opening funding surplus / (deficit)</b>	1(c)	2,466,697	2,466,697	10,364,248	7,897,551	320.17%	▲
<b>Revenue from operating activities</b>							
Office of the CEO		0	0	976,232	976,232	0.00%	
General Counsel		1,200	500	14,663	14,163	2832.60%	
Financial Services		166,264,389	149,452,444	150,759,280	1,306,836	0.87%	▲
Community		8,444,361	4,448,517	2,219,202	(2,229,315)	(50.11%)	▼
Community Safety & Ranger Services		0	0	0	0	0.00%	
DONT USE Development and Compliance		0	0	0	0	0.00%	
DONT USE Planning		0	0	0	0	0.00%	
DONT USE Sustainability & Environment		0	0	0	0	0.00%	
Development and Safety		4,786,002	2,172,517	2,876,230	703,713	32.39%	▲
Growth and Sustainability		823,456	22,433	311,155	288,722	1287.04%	
DONT USE Operations & Maintenance		0	0	0	0	0.00%	
Parks Fleet and Waste		16,537,735	6,900,509	7,122,712	222,203	3.22%	
DONT USE Property & Assets		0	0	0	0	0.00%	
DONT USE Business and Economic Development		0	0	0	0	0.00%	
People and Organisational Performance		100,000	54,811	375,560	320,749	585.19%	▲
		<b>215,165,739</b>	<b>170,302,760</b>	<b>172,297,571</b>	1,994,811		
<b>Expenditure from operating activities</b>							
Office of the CEO		(4,652,340)	(1,632,326)	(1,013,358)	618,968	37.92%	▲
Strategy & Integrated Planning		0	0	0	0	0.00%	
Legal and Compliance		(2,896,958)	(880,814)	(964,562)	(83,748)	(9.51%)	
Finance		(10,412,981)	(5,198,938)	(5,820,664)	(621,726)	(11.96%)	▼
Information & Technology		(14,362,481)	(6,873,057)	(5,885,942)	987,115	14.36%	▲
Procurement		0	0	0	0	0.00%	
Library & Cultural Services		0	0	0	0	0.00%	
Recreation Infrastructure & Services		(29,220,011)	(12,217,049)	(11,013,745)	1,203,304	9.85%	▲
Community Development & Services		(14,131,550)	(5,972,723)	(4,638,219)	1,334,504	22.34%	▲
Community Safety & Ranger Services		0	0	0	0	0.00%	
Development and Compliance		0	0	0	0	0.00%	
Planning		0	0	0	0	0.00%	
Sustainability & Environment		0	0	0	0	0.00%	
Operations & Maintenance		(14,853,232)	(5,689,849)	(5,360,576)	329,273	5.79%	▲
Projects		(8,379,113)	(2,930,160)	(2,431,846)	498,314	17.01%	▲
Property & Assets		0	0	0	0	0.00%	
Advocacy and Engagement		(64,619,881)	(24,296,628)	(23,841,211)	455,417	1.87%	▲
Communications and Marketing		0	0	0	0	0.00%	
Customer Experience		(50,294,339)	(19,002,646)	(19,791,353)	(788,707)	(4.15%)	▼
Business and Economic Development		(1,367,635)	(649,551)	(438,740)	210,811	32.45%	
People Culture and Safety		0	0	0	0	0.00%	
Internal Recharging		2,555,606	554,952	952,815	397,863	(71.69%)	
		<b>(220,301,232)</b>	<b>(88,049,292)</b>	<b>(83,611,821)</b>	4,437,471		
Non-cash amounts excluded from operating activities	1(a)	47,678,961	15,862,272	28,441,203	12,578,931	79.30%	▲
<b>Amount attributable to operating activities</b>		<b>42,543,468</b>	<b>98,115,740</b>	<b>117,126,953</b>	19,011,213		
<b>Investing Activities</b>							
Proceeds from non-operating grants, subsidies and contributions		27,026,575	1,361,147	1,273,930	(87,217)	(6.41%)	
Proceeds from disposal of assets	3	1,817,046	728,009	734,146	6,137	0.84%	
Payments for property, plant and equipment and infrastructure	4	(79,945,762)	(14,380,925)	(11,164,967)	3,215,959	22.36%	▲
<b>Amount attributable to investing activities</b>		<b>(51,102,141)</b>	<b>(12,291,769)</b>	<b>(9,156,891)</b>	3,134,879		
<b>Financing Activities</b>							
Transfer from reserves	6	57,894,105	57,894,105	13,572,450	(44,321,656)	(76.56%)	▼
Payments for principal portion of lease liabilities		0	0	0	0	0.00%	
Repayment of debentures	5	(2,500,000)	(2,500,000)	0	2,500,000	100.00%	▲
Transfer to reserves	6	(49,376,425)	(49,376,425)	(9,407,418)	39,969,007	80.95%	▲
<b>Amount attributable to financing activities</b>		<b>6,017,680</b>	<b>6,017,680</b>	<b>4,165,032</b>	(1,852,649)		
<b>Closing funding surplus / (deficit)</b>	1(c)	<b>(74,295)</b>	<b>94,308,348</b>	<b>122,499,343</b>	28,190,994		

KEY INFORMATION

▲ ▼ Indicates a variance between Year to Date (YTD) Actual and YTD Actual data as per the adopted materiality threshold. Refer to #REF!

#REF!

This statement is to be read in conjunction with the accompanying Financial Statements and notes.



**MONTHLY FINANCIAL REPORT  
FOR THE PERIOD ENDED 30 NOVEMBER 2025**

**STATEMENT OF FINANCIAL POSITION**

	year to Date 30 November 2025	Last Year Closing 30 June 2025
	\$	\$
<b>Current Assets</b>		
Cash and cash equivalents	12,503,436	17,004,553
Financial assets	175,500,000	143,000,000
Trade and other receivables	69,543,013	18,707,162
Inventories	6,224	31,283
<b>Total Current Assets</b>	<b>257,552,673</b>	<b>178,742,998</b>
<b>Non-Current Assets</b>		
Trade and other receivables	4,716,098	4,734,842
Other financial assets	134,889,398	100,898,787
Property, plant and equipment	421,745,016	420,637,231
Infrastructure	1,250,157,839	1,259,963,754
<b>Total Non-Current Assets</b>	<b>1,811,508,351</b>	<b>1,786,234,614</b>
<b>Total Assets</b>	<b>2,069,061,024</b>	<b>1,964,977,612</b>
<b>Current Liabilities</b>		
Trade and other payables	24,394,900	21,715,040
Other liabilities	3,368,530	2,583,223
Lease liabilities	634,094	634,094
Borrowings	2,500,000	2,500,000
Employee related provisions	10,645,642	10,184,509
<b>Total Current Liabilities</b>	<b>41,543,166</b>	<b>37,616,866</b>
<b>Non-Current Liabilities</b>		
Other liabilities	27,511,545	18,068,827
Borrowings	0	0
Employee related provisions	1,999,764	1,771,051
Other provisions	43,944,796	43,944,796
<b>Total Non-Current Liabilities</b>	<b>73,456,105</b>	<b>63,784,674</b>
<b>Total Liabilities</b>	<b>114,999,271</b>	<b>101,401,540</b>
<b>Net Assets</b>	<b>1,954,061,753</b>	<b>1,863,576,072</b>
<b>Equity</b>		
Retained surplus	742,654,634	648,003,918
Reserve accounts	228,013,765	232,178,796
Revaluation surplus	983,393,355	983,393,355
<b>Total Equity</b>	<b>1,954,061,753</b>	<b>1,863,576,072</b>

This statement is to be read in conjunction with the accompanying notes.

**MONTHLY FINANCIAL REPORT  
FOR THE PERIOD ENDED 30 NOVEMBER 2025**

**BASIS OF PREPARATION**

**BASIS OF PREPARATION**

**REPORT PURPOSE**

This report is prepared to meet the requirements of *Local Government (Financial Management) Regulations 1996*, Regulation 34. Note: The statements and accompanying notes are prepared based on all transactions recorded at the time of preparation and may vary due to transactions being processed for the reporting period after the date of preparation.

**BASIS OF ACCOUNTING**

This statement comprises a special purpose financial report which has been prepared in accordance with Australian Accounting Standards (as they apply to local governments and not-for-profit entities) and Interpretations of the Australian Accounting Standards Board, and the *Local Government Act 1995* and accompanying regulations.

The *Local Government (Financial Management) Regulations 1996* take precedence over Australian Accounting Standards. Regulation 16 prohibits a local government from recognising as assets Crown land that is a public thoroughfare, such as land under roads, and land not owned by but under the control or management of the local government, unless it is a golf course, showground, racecourse or recreational facility of State or regional significance. Consequently, some assets, including land under roads acquired on or after 1 July 2008, have not been recognised in this financial report. This is not in accordance with the requirements of *AASB 1051 Land Under Roads paragraph 15* and *AASB 116 Property, Plant and Equipment paragraph 7*.

Accounting policies which have been adopted in the preparation of this financial report have been consistently applied unless stated otherwise. Except for cash flow and rate setting information, the report has been prepared on the accrual basis and is based on historical costs, modified, where applicable, by the measurement at fair value of selected non-current assets, financial assets and liabilities.

**PREPARATION TIMING AND REVIEW**

Date prepared: All known transactions up to 30 November 2025

**SIGNIFICANT ACCOUNTING POLICES**

**CRITICAL ACCOUNTING ESTIMATES**

The preparation of a financial report in conformity with Australian Accounting Standards requires management to make judgements, estimates and assumptions that effect the application of policies and reported amounts of assets and liabilities, income and expenses. The estimates and associated assumptions are based on historical experience and various other factors that are believed to be reasonable under the circumstances; the results of which form the basis of making the judgements about carrying values of assets and liabilities that are not readily apparent from other sources. Actual results may differ from these estimates.

**THE LOCAL GOVERNMENT REPORTING ENTITY**

All funds through which the City controls resources to carry on its functions have been included in the financial statements forming part of this financial report.

In the process of reporting on the local government as a single unit, all transactions and balances between those funds (for example, loans and transfers between funds) have been eliminated.

All monies held in the Trust Fund are excluded from the financial statements. A separate statement of those monies

**GOODS AND SERVICES TAX**

Revenues, expenses and assets are recognised net of the amount of GST, except where the amount of GST incurred is not recoverable from the Australian Taxation Office (ATO). Receivables and payables are stated inclusive of GST receivable or payable. The net amount of GST recoverable from, or payable to, the ATO is included with receivables or payables in the statement of financial position. Cash flows are presented on a gross basis. The GST components of cash flows arising from investing or financing activities which are recoverable from, or payable to, the ATO are presented as operating cash flows.

**ROUNDING OFF FIGURES**

All figures shown in this statement are rounded to the nearest dollar.

**NOTES TO THE STATEMENT OF FINANCIAL ACTIVITY  
FOR THE PERIOD ENDED 30 NOVEMBER 2025**

**NOTE 1  
STATEMENT OF FINANCIAL ACTIVITY INFORMATION**

**(a) Non-cash items excluded from operating activities**

The following non-cash revenue and expenditure has been excluded from operating activities within the Statement of Financial Activity in accordance with Financial Management Regulation 32.

	Notes	Amended Budget	YTD Budget (a)	YTD Actual (b)
<b>Non-cash and non-current items excluded from operating activities</b>				
		\$	\$	\$
<b>Adjustments to operating activities</b>				
Less: (Profit)/loss on asset disposals		0	(823,294)	0
Less: Movement in liabilities associated with restricted cash			1,459,933	8,538,793
Add: Movement in Pensioner Rates & ESL (non-current)		0	60,997	18,744
Movement in employee benefit provisions (non-current)		0	119,046	228,713
Add: Depreciation on assets		47,678,961	15,045,590	19,654,953
<b>Total non-cash items excluded from operating activities</b>		<b>47,678,961</b>	<b>15,862,272</b>	<b>28,441,203</b>

**(b) Adjustments to net current assets in the Statement of Financial Activity**

The following current assets and liabilities have been excluded from the net current assets used in the Statement of Financial Activity in accordance with *Financial Management Regulation* 32 to agree to the surplus/(deficit) after imposition of general rates.

		Last Year Closing 30 June 2025	This Time Last Year 30 November 2024	Year to Date 30 November 2025
<b>Adjustments to net current assets</b>				
Less: Reserves - restricted cash	6	(232,178,797)	(209,972,199)	(228,013,765)
Less: Bonds & deposits		(2,456,724)	(2,350,702)	(3,360,649)
Add: Borrowings	5	2,500,000	2,500,000	2,500,000
Add: Lease liabilities		634,094	66,914	634,094
Add: Financial assets at amortised cost - non-current	2	100,739,548	143,741,186	134,730,159
<b>Total adjustments to net current assets</b>		<b>(130,761,879)</b>	<b>(66,014,801)</b>	<b>(93,510,161)</b>
Cash and cash equivalents	2	17,004,553	14,933,041	12,503,436
Financial assets at amortised cost	2	143,000,000	141,000,000	175,500,000
Rates receivables		2,029,658	53,392,511	56,741,744
Receivables		12,766,317	14,313,738	9,918,555
Other current assets		3,942,470	2,532,114	2,888,938
<b>Less: Current liabilities</b>				
Payables		(21,715,040)	(23,473,440)	(24,394,900)
Borrowings	5	(2,500,000)	(2,500,000)	(2,500,000)
Contract liabilities	7	(2,583,223)	(5,857,404)	(3,368,530)
Lease liabilities		(634,094)	(66,914)	(634,094)
Provisions	7	(10,184,509)	(10,237,130)	(10,645,642)
<b>Less: Total adjustments to net current assets</b>	1(b)	<b>(130,761,879)</b>	<b>(66,014,801)</b>	<b>(93,510,161)</b>
<b>Closing funding surplus / (deficit)</b>		<b>10,364,248</b>	<b>118,021,706</b>	<b>122,499,343</b>

**CURRENT AND NON-CURRENT CLASSIFICATION**

In the determination of whether an asset or liability is current or non-current, consideration is given to the time when each asset or liability is expected to be settled. Unless otherwise stated assets or liabilities are classified as current if expected to be settled within the next 12 months, being the Council's operational cycle.

NOTES TO THE STATEMENT OF FINANCIAL ACTIVITY  
FOR THE PERIOD ENDED 30 NOVEMBER 2025

OPERATING ACTIVITIES  
NOTE 2  
CASH AND FINANCIAL ASSETS

Description	Classification	Unrestricted	Restricted	Total Cash	Institution
		\$	\$	\$	
<b>Cash on hand</b>					
Cash at bank	Cash and cash equivalents	2,481,486	0	2,481,486	NATIONAL AUSTRALIA BANK
Cash on hand	Cash and cash equivalents	21,950	0	21,950	
Term deposits - current	Cash and cash equivalents	10,000,000	0	10,000,000	NATIONAL AUSTRALIA BANK
Term deposits - current	Financial assets at amortised cost	0	5,500,000	5,500,000	BANK OF QUEENSLAND
Term deposits - current	Financial assets at amortised cost	0	2,500,000	2,500,000	COMMONWEALTH BANK
Term deposits - current	Financial assets at amortised cost	28,986,235	6,513,765	35,500,000	ING BANK
Term deposits - current	Financial assets at amortised cost	0	3,000,000	3,000,000	AUSWIDE BANK
Term deposits - current	Financial assets at amortised cost	0	8,000,000	8,000,000	WESTPAC
Term deposits - current	Financial assets at amortised cost	52,500,000	0	52,500,000	NATIONAL AUSTRALIA BANK
Term deposits - current	Financial assets at amortised cost	0	3,000,000	3,000,000	SUNCORP
Term deposits - current	Financial assets at amortised cost	0	4,000,000	4,000,000	CREDIT UNION AUSTRALIA
Term deposits - current	Financial assets at amortised cost	0	11,000,000	11,000,000	JUDO BANK
Term deposits - current	Financial assets at amortised cost	0	1,500,000	1,500,000	AMP
Term deposits - current	Financial assets at amortised cost	0	3,000,000	3,000,000	DEFENCE BANK
Term deposits - current	Financial assets at amortised cost	0	3,000,000	3,000,000	AMB
Term deposits - current	Financial assets at amortised cost	0	43,000,000	43,000,000	RABOBANK
Other investment - non current	Financial assets at amortised cost	0	730,159	730,159	BARCLAYS BANK
Other investment - non current	Financial assets at amortised cost	0	5,000,000	5,000,000	DEFENCE BANK
Other investment - non current	Financial assets at amortised cost	0	3,000,000	3,000,000	JUDO BANK
Other investment - non current	Financial assets at amortised cost	0	22,000,000	22,000,000	NATIONAL AUSTRALIA BANK
Other investment - non current	Financial assets at amortised cost	0	6,000,000	6,000,000	CREDIT UNION AUSTRALIA
Other investment - non current	Financial assets at amortised cost	0	9,000,000	9,000,000	WESTPAC
Other investment - non current	Financial assets at amortised cost	0	48,000,000	48,000,000	RABOBANK
Other investment - non current	Financial assets at amortised cost	0	41,000,000	41,000,000	ING BANK
<b>Total</b>		<b>93,989,671</b>	<b>228,743,924</b>	<b>322,733,596</b>	
<b>Comprising</b>				<b>Total Cash</b>	
		\$	\$	\$	
Cash and cash equivalents		12,503,436	0	12,503,436	
Financial assets at amortised cost		81,486,235	228,743,924	310,230,159	
		<b>93,989,671</b>	<b>228,743,924</b>	<b>322,733,595</b>	

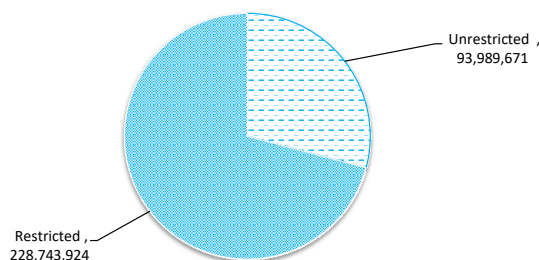
**KEY INFORMATION**

Cash and cash equivalents include cash on hand, cash at bank, deposits available on demand with banks and other short term highly liquid investments highly liquid investments with original maturities of three months or less that are readily convertible to known amounts of cash and which are subject to an insignificant risk of changes in value and bank overdrafts. Bank overdrafts are reported as short term borrowings in current liabilities in the statement of net current assets.

The local government classifies financial assets at amortised cost if both of the following criteria are met:

- the asset is held within a business model whose objective is to collect the contractual cashflows, and
- the contractual terms give rise to cash flows that are solely payments of principal and interest.

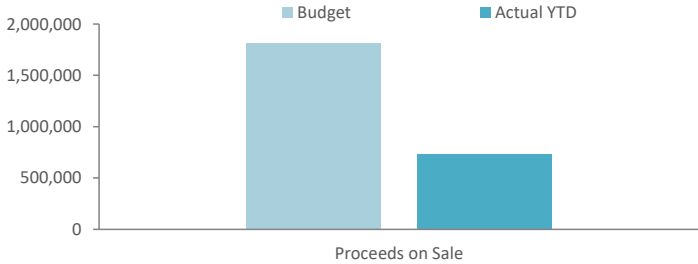
Financial assets at amortised cost held with registered financial institutions are listed in this note other financial assets at amortised cost are provided in Note 4 - Other assets.



NOTES TO THE STATEMENT OF FINANCIAL ACTIVITY  
FOR THE PERIOD ENDED 30 NOVEMBER 2025

OPERATING ACTIVITIES  
NOTE 3  
DISPOSAL OF ASSETS

Asset Ref.	Asset description	Budget				YTD Actual			
		Net Book Value	Proceeds	Profit	(Loss)	Net Book Value	Proceeds	Profit	(Loss)
		\$	\$	\$	\$	\$	\$	\$	\$
	Plant and Machinery	796,764	1,817,046	1,020,282	0	208,142	734,146	526,004	0
	Freehold Land								
	Lot 100 32 Plantagenet, Hamilton Hill	0	0	0	0	0	0	0	0
	Lot 303 Wattleup Road, Hammond Park		0	0	0		0	0	0
		796,764	1,817,046	1,020,282	0	208,142	734,146	526,004	0



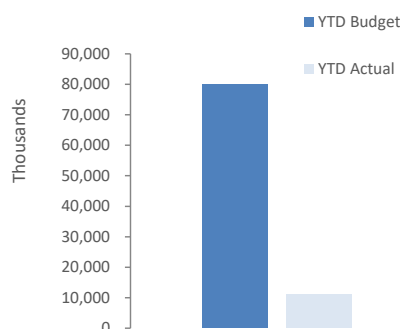
**NOTES TO THE STATEMENT OF FINANCIAL ACTIVITY  
FOR THE PERIOD ENDED 30 NOVEMBER 2025**

**INVESTING ACTIVITIES  
NOTE 4  
CAPITAL ACQUISITIONS**

Capital acquisitions	Amended		YTD Actual	YTD Actual Variance
	Budget	YTD Budget		
	\$	\$	\$	\$
Land	11,400,000	0	0	0
Buildings	19,130,626	4,134,642	3,176,339	(958,303)
Furniture and equipment	407,297	403,670	348,526	(55,143)
Plant and equipment	10,674,020	2,616,214	2,049,091	(567,123)
Infrastructure - roads	18,604,833	2,774,949	2,269,855	(505,094)
Infrastructure - drainage	3,165,313	1,127,908	829,004	(298,904)
Infrastructure - footpath	2,744,186	957,280	616,459	(340,822)
Infrastructure - parks hard	9,135,499	1,475,195	955,243	(519,952)
Infrastructure - parks landscaping	2,514,640	158,321	171,490	13,168
Infrastructure - landfill site	1,512,348	290,755	258,480	(32,275)
Infrastructure - marina	257,000	41,991	41,991	0
Infrastructure - coastal	400,000	400,000	448,489	48,489
<b>Payments for Capital Acquisitions</b>	<b>79,945,762</b>	<b>14,380,925</b>	<b>11,164,967</b>	<b>(3,215,959)</b>
<b>Total Capital Acquisitions</b>	<b>79,945,762</b>	<b>14,380,925</b>	<b>11,164,967</b>	<b>(3,215,959)</b>
<b>Capital Acquisitions Funded By:</b>				
	\$	\$	\$	\$
Capital grants and contributions	(24,254,839)	(752,603)	(1,203,485)	(450,882)
Proceeds from disposal of assets	(1,817,046)	(728,009)	(734,146)	(6,137)
Cash backed reserves				
Open Space Infrastructure	(11,326,356)	(1,495,372)	(820,973)	674,400
Plant & Equipment	(8,253,330)	(1,893,187)	(1,485,733)	407,454
Technology	(138,644)	(138,644)	(138,644)	0
Building Infrastructure	(14,534,227)	(3,879,137)	(3,126,662)	752,474
Commercial Landfill	(1,587,038)	(334,452)	(246,562)	87,890
Roads Infrastructure	(13,700,911)	(3,634,177)	(2,276,023)	1,358,155
Climate Change Mitigation	(261,170)	(82,057)	0	82,057
Port Coogee Special Maintenance SAR	(133,333)	(133,333)	(133,333)	0
Project Contingency	(2,927,808)	(140,946)	(347,614)	(206,667)
Port Coogee Marina	(257,000)	(41,991)	(41,991)	0
Port Coogee Waterways WEMP	(266,667)	(266,667)	(266,667)	0
Contribution - operations	37,608	(860,350)	(343,134)	517,215
<b>Capital funding total</b>	<b>(79,945,762)</b>	<b>(14,380,925)</b>	<b>(11,164,967)</b>	<b>3,215,959</b>

**SIGNIFICANT ACCOUNTING POLICIES**

All assets are initially recognised at cost. Cost is determined as the fair value of the assets given as consideration plus costs incidental to the acquisition. For assets acquired at no cost or for nominal consideration, cost is determined as fair value at the date of acquisition. The cost of non-current assets constructed by the local government includes the cost of all materials used in the construction, direct labour on the project and an appropriate proportion of variable and fixed overhead. Certain asset classes may be revalued on a regular basis such that the carrying values are not materially different from fair value. Assets carried at fair value are to be revalued with sufficient regularity to ensure the carrying amount does not differ materially from that determined using fair value at reporting date.



**NOTES TO THE STATEMENT OF FINANCIAL ACTIVITY  
FOR THE PERIOD ENDED 30 NOVEMBER 2025**

**FINANCING ACTIVITIES**

**NOTE 5**

**BORROWINGS**

**Repayments - borrowings**

Information on borrowings		1 July 2025	New Loans		Principal Repayments		Principal Outstanding		Interest Repayments	
Particulars	Loan No.		Actual	Budget	Actual	Budget	Actual	Budget	Actual	Budget
		\$	\$	\$	\$	\$	\$	\$	\$	\$
<b>Recreation and culture</b>										
To assist fund the Cockburn Central West development	8	2,500,000	0	0	0	2,500,000	2,500,000	0	12,921	350,000
<b>C/Fwd Balance</b>		2,500,000	0	0	0	2,500,000	2,500,000	0	12,921	350,000
<b>Total</b>		2,500,000	0	0	0	2,500,000	2,500,000	0	12,921	350,000
Current borrowings		2,500,000					2,500,000			
Non-current borrowings		0					0			
		2,500,000					2,500,000			

All debenture repayments were financed by general purpose revenue.

**KEY INFORMATION**

All loans and borrowings are initially recognised at the fair value of the consideration received less directly attributable transaction costs. After initial recognition, interest-bearing loans and borrowings are subsequently measured at amortised cost using the effective interest method. Fees paid on the establishment of loan facilities that are yield related are included as part of the carrying amount of the loans and borrowings.

NOTES TO THE STATEMENT OF FINANCIAL ACTIVITY  
FOR THE PERIOD ENDED 30 NOVEMBER 2025

OPERATING ACTIVITIES

NOTE 6

CASH RESERVES

Reserve name	Opening Balance	Budget Interest Earned	Actual Interest Earned	Budget Transfers In (+)	Actual Transfers In (+)	Budget Transfers Out (-)	Actual Transfers Out (-)	Budget Closing Balance	Actual YTD Closing Balance
	\$	\$	\$	\$	\$	\$	\$	\$	\$
<b>General Revenue</b>									
Open Space Infrastructure	5,571,044	0	0	7,500,000	477,435	(11,346,356)	(842,213)	88,802	5,206,266
Plant & Equipment	9,831,552	0	0	4,000,000	17,266	(8,253,330)	(1,502,999)	4,809,146	8,345,819
Technology	5,102,501	0	0	500,000	0	(1,068,644)	(288,237)	3,625,870	4,814,264
Building Infrastructure	80,637,329	0	0	13,500,000	0	(14,690,625)	(3,145,517)	75,116,176	77,491,812
Commercial Landfill	32,506,773	0	0	4,100,000	0	(2,157,038)	(250,134)	34,629,209	32,256,639
Land Management	3,462,511	0	0	1,944,332	0	0	0	5,386,246	3,462,511
Roads Infrastructure	26,711,431	0	0	12,500,000	0	(13,700,911)	(2,276,023)	25,493,341	24,435,409
Naval Base Shacks	1,528,049	0	0	30,000	0	(75,000)	0	1,446,186	1,528,049
Risk	1,880,171	0	0	250,000	0	0	0	2,130,171	1,880,171
Climate Change Mitigation	2,577,608	0	0	500,000	0	(261,170)	0	2,570,268	2,577,608
Waste Management	11,793,639	0	0	2,000,000	0	(600,000)	0	13,225,438	11,793,639
Project Contingency	14,954,238	0	0	1,392,093	0	(4,492,326)	(730,868)	11,899,767	14,223,370
Port Coogee Marina	2,907,822	0	0	500,000	0	(257,000)	(41,991)	2,893,822	2,865,831
<b>Total General Revenue Reserve</b>	<b>199,464,669</b>	<b>0</b>	<b>0</b>	<b>48,716,425</b>	<b>494,701</b>	<b>(56,902,400)</b>	<b>(9,077,982)</b>	<b>183,314,442</b>	<b>190,881,387</b>
<b>Restricted Revenue</b>									
Port Coogee Waterways WEMP	726,879	0	10,313	0	0	(566,667)	(266,667)	333,333	470,525
Port Coogee Special Maintenance SAR	2,421,264	0	35,977	460,000	0	(383,255)	(305,669)	2,576,745	2,151,572
Port Coogee Waterways SAR	579,676	0	10,367	125,000	124,357	0	0	695,000	714,400
Naval Base Shack Removal	1,031,930	0	15,762	0	0	0	0	993,077	1,047,693
Cockburn Coast SAR	171,877	0	3,515	75,000	77,389	(41,784)	(19,255)	233,216	233,526
POS Cash in Lieu	6,087,941	0	93,152	0	0	0	0	5,649,812	6,181,093
Developer Contribution Plans - Various	15,612,103	0	244,390	0	8,297,493	0	(3,090)	12,865,594	24,150,896
Restricted Funding	6,082,458	0	0	0	0	0	(3,899,786)	7,792,175	2,182,672
<b>Total Restricted Revenue Reserve</b>	<b>32,714,128</b>	<b>0</b>	<b>413,477</b>	<b>660,000</b>	<b>8,499,239</b>	<b>(991,706)</b>	<b>(4,494,467)</b>	<b>31,138,952</b>	<b>37,132,378</b>
<b>Total Cash Reserve</b>	<b>232,178,797</b>	<b>0</b>	<b>413,477</b>	<b>49,376,425</b>	<b>8,993,941</b>	<b>(57,894,105)</b>	<b>(13,572,450)</b>	<b>214,453,395</b>	<b>228,013,765</b>

KEY INFORMATION



NOTES TO THE STATEMENT OF FINANCIAL ACTIVITY  
FOR THE PERIOD ENDED 30 NOVEMBER 2025

OPERATING ACTIVITIES  
NOTE 7  
OTHER CURRENT LIABILITIES

Other current liabilities	Note	Opening Balance 1 July 2025	Liability Increase	Liability Reduction	Closing Balance 30 November 2025
		\$	\$	\$	\$
<b>Contract liabilities</b>					
Unspent grants, contributions and reimbursements					
- non-operating		2,583,223	2,545,095	(1,759,788)	3,368,530
<b>Total unspent grants, contributions and reimbursements</b>		2,583,223	2,545,095	(1,759,788)	3,368,530
<b>Provisions</b>					
Annual leave		4,919,482	31,154,412	(30,693,279)	5,380,615
Long service leave		5,265,027	0	0	5,265,027
<b>Total Provisions</b>		10,184,509	31,154,412	(30,693,279)	10,645,642
<b>Total other current liabilities</b>		<b>12,767,732</b>	<b>33,699,507</b>	<b>(32,453,067)</b>	<b>14,014,172</b>
Amounts shown above include GST (where applicable)					

KEY INFORMATION

**Provisions**

Provisions are recognised when the City has a present legal or constructive obligation, as a result of past events, for which it is probable that an outflow of economic benefits will result and that outflow can be reliably measured.

Provisions are measured using the best estimate of the amounts required to settle the obligation at the end of the reporting period.

**Employee benefits**

**Short-term employee benefits**

Provision is made for the City's obligations for short-term employee benefits. Short-term employee benefits are benefits (other than termination benefits) that are expected to be settled wholly before 12 months after the end of the annual reporting period in which the employees render the related service, including wages, salaries and sick leave. Short-term employee benefits are measured at the (undiscounted) amounts expected to be paid when the obligation is settled.

The City's obligations for short-term employee benefits such as wages, salaries and sick leave are recognised as a part of current trade and other payables in the calculation of net current assets.

**Other long-term employee benefits**

The City's obligations for employees' annual leave and long service leave entitlements are recognised as provisions in the statement of financial position.

Long-term employee benefits are measured at the present value of the expected future payments to be made to employees. Expected future payments incorporate anticipated future wage and salary levels, durations of service and employee departures and are discounted at rates determined by reference to market yields at the end of the reporting period on government bonds that have maturity dates that approximate the terms of the obligations. Any remeasurements for changes in assumptions of obligations for other long-term employee benefits are recognised in profit or loss in the periods in which the changes occur. The City's obligations for long-term employee benefits are presented as non-current provisions in its statement of financial position, except where the City does not have an unconditional right to defer settlement for at least 12 months after the end of the reporting period, in which case the obligations are presented as current provisions.

**Contract liabilities**

An entity's obligation to transfer goods or services to a customer for which the entity has received consideration (or the amount is due) from the customer. Grants to acquire or construct recognisable non-financial assets to identified specifications be constructed to be controlled by the City are recognised as a liability until such time as the City satisfies its obligations under the agreement.

**NOTES TO THE STATEMENT OF FINANCIAL ACTIVITY  
FOR THE PERIOD ENDED 30 NOVEMBER 2025**

**NOTE 8  
BUDGET AMENDMENTS**

Amendments to original budget since budget adoption. Surplus/(Deficit)

Project/ Activity	Description	Council Resolution	Classification	Non Cash Adjustment	Increase in Available Cash	Decrease in Available Cash	Amended Budget Running Balance
				\$	\$	\$	\$
<b>Budget adoption</b>							
Various	Expenditure Review Committee July 2025		Operating Expenses			(7,800)	300,000
GL 960	Adjustment CF opening balance	OCM 14 Oct 2025	Opening Surplus(Deficit)		74,604		292,200
OP 4888	Project plan has been deferred in line with 10 yr plan	OCM 14 Oct 2025	Operating Expenses		100,000		366,804
OP 4886	Project plan has been deferred in line with 10 yr plan	OCM 14 Oct 2025	Operating Expenses		50,000		466,804
OP 6011	Emergency works required to increase stormwater capacity	OCM 14 Oct 2025	Operating Expenses			(20,000)	516,804
	5yr asset revaluation for land, building, waste & marina as						
OP 9768	per regulation	OCM 14 Oct 2025	Operating Expenses			(50,000)	496,804
GL 740	Engagement of transport/parking consultant	OCM 11 Nov 2025	Operating Expenses			(50,000)	446,804
GL 137	External recruitment cost	OCM 11 Nov 2025	Operating Expenses			(7,492)	396,804
OP 6285	Assist in replacement of damaged or missing signages	OCM 11 Nov 2025	Operating Expenses			(10,000)	389,312
OP 5997	Cover cleaning and maintenance for the new toilet	OCM 11 Nov 2025	Operating Expenses			(35,000)	379,312
Various GL	Adjustment to Rates bud and trf to OP 4116	OCM 09 Dec 2025	Operating Revenue		492,693		344,312
							837,005
OP 8802	adjustment to FY26 salary, review of proposed golf course	OCM 09 Dec 2025	Operating Expenses			(820,146)	16,859
OP 4125	Proposed golf course	OCM 09 Dec 2025	Operating Expenses			(45,000)	(28,141)
OP 8820	trf to OP 4116	OCM 09 Dec 2025	Operating Revenue		8,000		(20,141)
OP 9606	trf to OP 4116	OCM 09 Dec 2025	Operating Expenses		10,846		(9,295)
OP 4116	Review of Wally Hagan	OCM 09 Dec 2025	Operating Expenses			(50,000)	(59,295)
OP 4126	Install parking control signs	OCM 09 Dec 2025	Operating Expenses			(15,000)	(74,295)
				<b>0</b>	<b>736,143</b>	<b>(1,110,438)</b>	

14.3 Infrastructure Services

14.3.1 Intersection of Spearwood Avenue and Beeliar Drive, Spearwood

<b>Executive</b>	Director Infrastructure Services
<b>Author</b>	Principal Engineer Traffic and Transport and Transport Engineer
<b>Attachments</b>	<div><div>1.</div><div>Detailed Crash History - Intersection Spearwood Avenue and Beeliar Drive, Beeliar <a href="#">↓</a></div></div> <div><div>2.</div><div>Concept Design - Intersection Spearwood Avenue and Beeliar Drive, Spearwood Traffic Signals <a href="#">↓</a></div></div> <div><div>3.</div><div>Concept Design - Intersection Spearwood Avenue and Beeliar Avenue, Spearwood Roundabout Upgrades <a href="#">↓</a></div></div>

RECOMMENDATION

That Council:

- (1)

NOTES the report;
- (2)

SUPPORT the future signalisation of the intersection of Spearwood Avenue and Beeliar Drive as the most advantageous treatment of the intersection;
- (3)

REQUESTS the City proceed with further traffic modelling and design of traffic control signals in accordance with Main Roads WA Traffic Signals Approval Policy; and
- (4)

REQUESTS funding be set aside in the FY27 Draft Operational Budget for progressing the required studies and investigations and lists the project in the 10 Year Capital Works Model.

Background

The following Notice of Motion was received from Deputy Mayor Widenbar on 21 June 2023:

*That Council, following the completion of the City of Cockburn District Traffic Study 2024, REQUESTS the City to undertake investigation of the intersection of Spearwood Avenue and Beeliar Drive to assess both road safety and congestion (intersection performance) characteristics, with a report back to Council indicating potential upgrade options, costings and required timelines for delivery of the required upgrades.*

Reason

The intersection of Beeliar Drive and Spearwood Avenue is an important junction of two district distributor roads.

The intersection has experienced increasing congestion and incidences of accidents in recent years.

Continued growth in the local area and limited upgrade options require long term planning to ensure this intersection may continue to serve the local community.

Subsequently, the following recommendation was adopted at the 13 July 2023 Ordinary Council Meeting - Item 17.1 (2023/MINUTE NO 0184) Intersection of Spearwood Avenue and Beeliar Drive – Investigation

**Officer Recommendation/Council Decision**

That Council REQUESTS the City undertake investigation of the intersection of Spearwood Avenue and Beeliar Drive.

Investigation purpose is to assess both road safety and congestion (intersection performance) characteristics, with a report back to Council indicating potential upgrade options, costings and required timelines for delivery of the required upgrades. Timing of the report to Council to be within 12 months of the Council endorsement of the updated District Traffic Study.

**Submission**

N/A

**Report**

Further to the adoption of the updated City of Cockburn District Traffic Study at the OCM 13 August 2024 Item 14.1.1, the City has undertaken an investigation of potential upgrades for the intersection of Spearwood Avenue and Beeliar Drive.

Existing Road Network**Beeliar Drive**

Beeliar Drive is a dual-lane divided Distributor A road operating under a 70 km/h speed limit. Traffic data (August 2024) indicates an average weekday flow of 30,620 vehicles per day, including 10% heavy vehicles, with an 85th percentile speed of 75 km/h.

**Spearwood Avenue**

Spearwood Avenue is a dual-lane divided Distributor A road north of the intersection, with a single-lane road south of the roundabout. Traffic volumes (July 2024) show 20,396 vehicles per day, including 13% heavy vehicles, and an 85th percentile speed of 68 km/h.

The existing roundabout provides four pedestrian and cyclist crossings utilising raised medians as refuge islands.



Figure 1. Aerial Image Exiting Intersection

#### Crash Data Analysis

Main Roads WA Crash Map data for the five years ending December 2024 shows 53 crashes, including 12 injury crashes requiring medical intervention and 41 non-injury crashes. The majority (38 crashes) were rear-end collisions, typical of intersections experiencing queuing rather than design-related safety issues (refer Attachment 1).

#### Combined Operational and Safety Assessment

Despite high traffic volumes the roundabout demonstrates strong safety performance consistent with Austroads guidance for high-volume roundabouts. Rear-end crashes dominate, with relatively few severe collisions.

However, congestion has become a material issue, with SIDRA modelling and on-site observations confirming substantial queueing during peak periods and Degree of Saturation (DoS) values exceeding 100%. This indicates the intersection is operating beyond available capacity, warranting consideration of upgrade options.

### Transport Planning Context

The District Traffic Study (2023) indicates that future year scenarios will result in both AM and PM peak operations exceeding acceptable capacity on the west and north approaches.

Beeliar Drive was previously assessed by Main Roads WA for transition to the State road network due to its regional significance. Although removed in the latest review, the City continues engagement with Main Roads regarding long-term ownership.

The Main Roads WA (MRWA) Future Roads framework outlines potential reclassification of regional routes, with Russell Road now identified as a more immediate candidate as opposed to Beeliar Drive.

The intersection is identified in Structure Plan Cell 9 (Yangebup) and Cell 10 (Beeliar) as ultimately operating under traffic signal control.

Surrounding residential areas include R40 and R60 densities, supporting higher active transport activity.



Figure 2: Extract from Structure Plan Cell 9, Yangebup & Cell 10 Beeliar

### Upgrade Options Considered

The City commissioned SMEC to undertake intersection capacity and conceptual geometric modelling for four upgrade options

1. Existing intersection layout
2. Existing intersection layout with additional lane capacity
3. Metered roundabout
4. Traffic signals

### Guidance on Degree of Saturation

Intersection modelling considers many different factors, most commonly when considering intersection capacity the degree of saturation (DoS) is a key factor to address.

Main Roads Western Australia Traffic Signal Approval Policy provides guidance on acceptable levels of saturation

- Desirable DoS range 0.85-0.95
- DoS = 1.0 (100%): intersection at capacity
- DoS > 1.0: demand exceeds capacity.

A typical representation of Degree of Saturation as considered as user experience is provided below for reference.

### **Degree of Saturation (DoS) Summary Table**

<b>DoS Range</b>	<b>Operational Behaviour</b>	<b>User Experience Summary</b>
< 0.60	Uncongested flow	Free-flow travel, negligible delay
0.60–0.85	Stable flow	Minor delays, short queues
0.85–1.00	Near capacity	Noticeable queues, moderate delays, sensitivity to disturbances
1.00	At capacity	Sustained queues, unstable flow, increased delay
> 1.00	Over-saturated	Long queues, significant delays, network stress

### Option 1: Existing intersection layout

Site observations and SIDRA results confirm significant queues on the south and east approaches during peak periods. DoS values exceed 100% for both existing and future scenarios.

A roundabout operating above capacity on a high-volume arterial road also reduces safe crossing gaps, presenting challenges for pedestrians and cyclists.

Conclusion: Not suitable for current or future traffic conditions.



Option 2: Existing intersection layout (Roundabout) with additional lane capacityOption 2 A:

Additional lanes on Spearwood Avenue provide limited improvement. Future year modelling shows DoS values  $\geq 120\%$ , indicating failure to meet acceptable performance thresholds.

Conclusion: Not suitable for current or future traffic conditions.

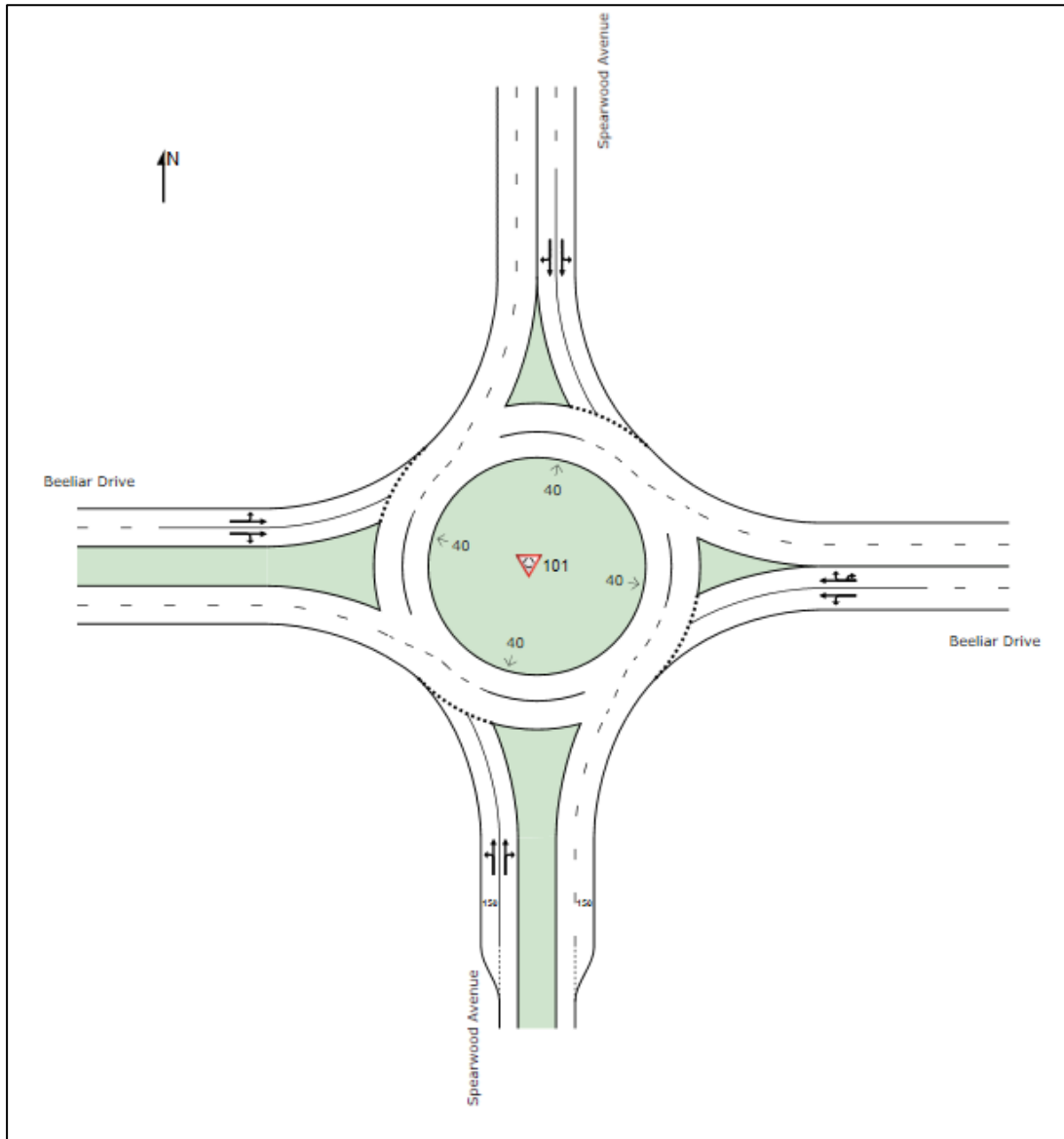


Figure 4: Existing intersection layout with additional lane capacity along Spearwood Avenue



Option 2 B:

Further widening and additional turning lanes on Beeliar Drive provide marginal additional benefit. Future year PM peak DoS is 126%, although AM peak remains within acceptable ranges.

Both variations continue to operate above capacity in key peak periods and remain unsuitable for safe active transport due to reduced crossing opportunities.

Upgrade Cost: Approximately \$3.38 million.

Conclusion: Improvements are insufficient to meet long-term performance needs.

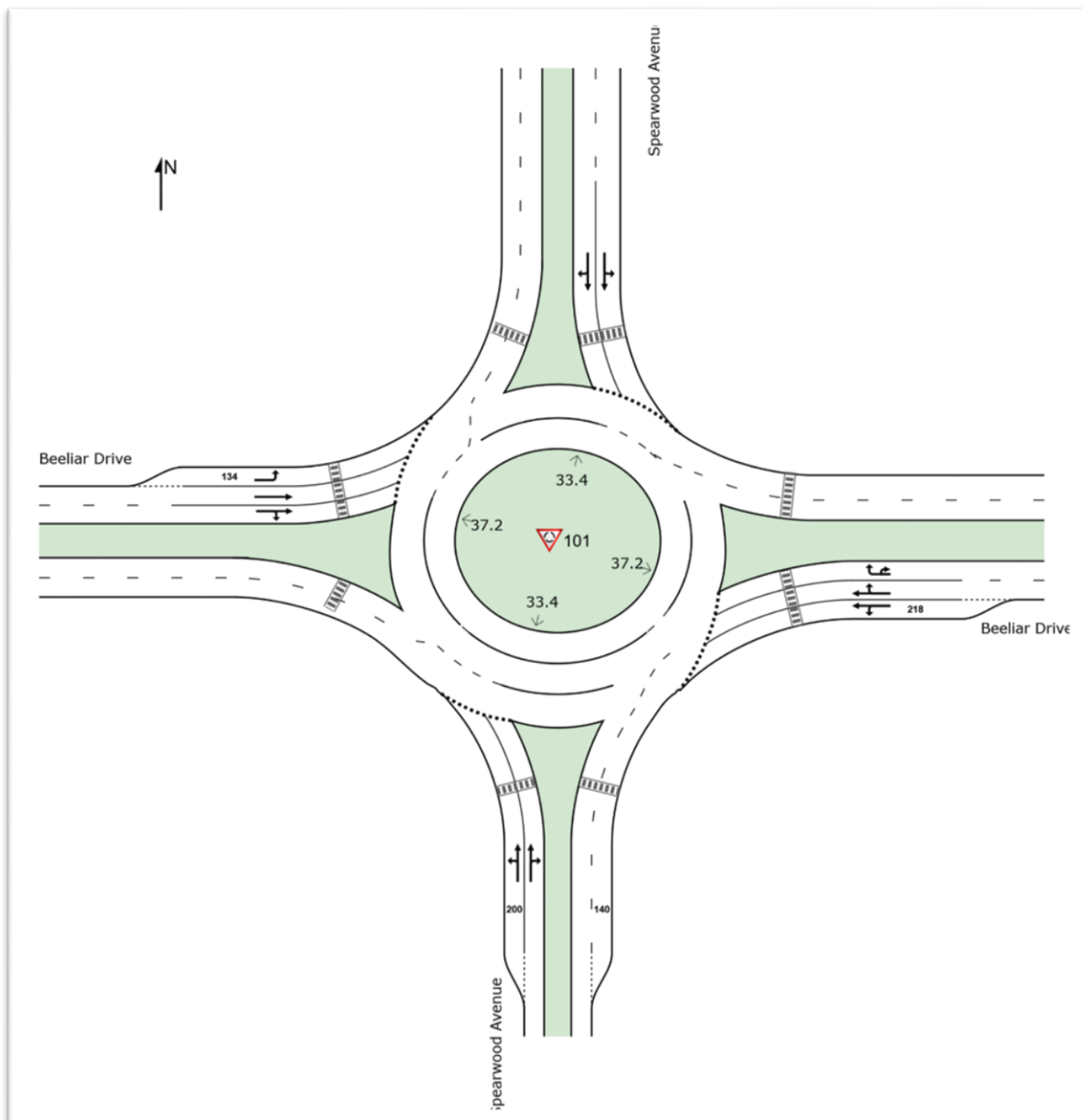


Figure 5: Existing intersection layout with additional lane capacity along Spearwood Avenue and Beeliar Drive

### Option 3: Metred Roundabout with Additional Capacity

This option adds lane capacity and signalised metering on Beeliar Drive legs.

SIDRA results show modest performance gains over Option 2; however, DoS still exceeds 100% (approximately 105% PM peak).

While metering can enhance congestion performance, it cannot support additional pedestrian protection without reducing vehicle capacity — negating its primary function.

Key constraints include:

- High-volume arterial setting with limited safe crossing gaps at high saturation
- Significant land limitations preventing expansion of the central island or free-flow slip lanes
- Restricted Access Vehicle (up to 32.5 m) requirements along west and north approaches.

Upgrade Cost: Approximately \$3.98 million.

Conclusion: Operational improvements achieved but still fails to meet acceptable DoS and does not support active transport safety.

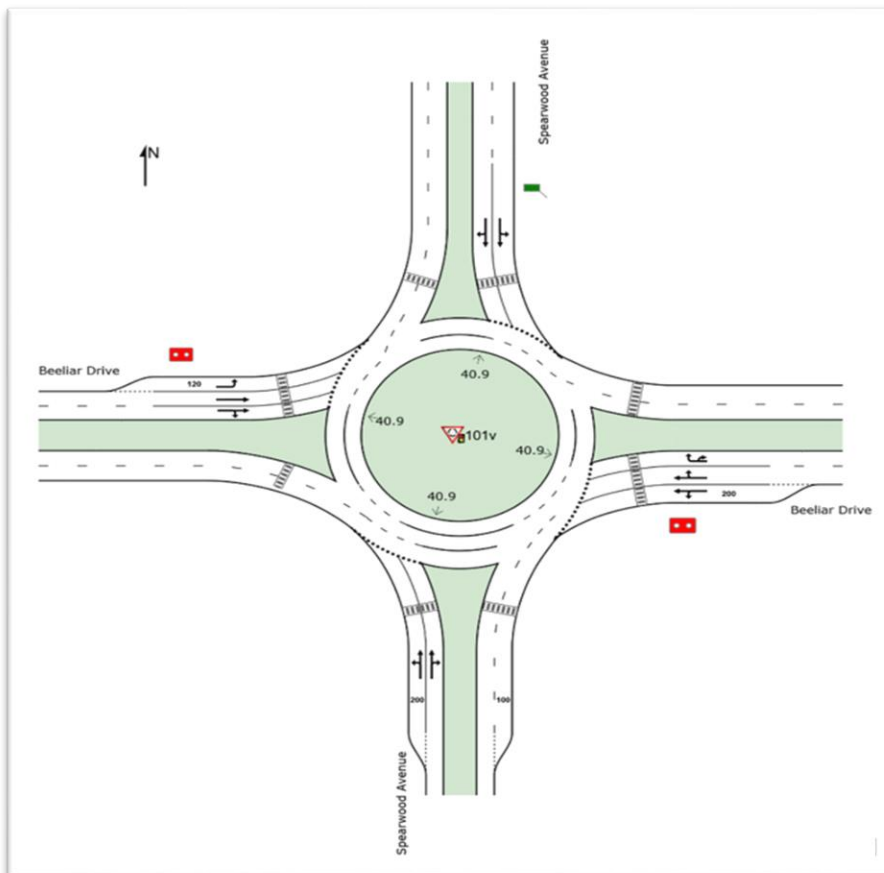


Figure 6: Metred Roundabout with additional capacity



Figure 7- Image of Metred Roundabout example – Farrington Rd, Leeming

#### Option 4: Traffic Signals (Preferred Option)

Traffic signals achieve AM DoS 95% and PM DoS 97%, maintaining operations below full saturation. Wide existing medians allow dual turn pockets, supporting higher throughput.

Signals also deliver:

- Controlled pedestrian and cyclist crossings, essential for safe access in a growing, higher-density residential catchment
- A layout consistent with Structure Plan intent for the area
- Improved safety for all modes through regulated conflict points.

Upgrade Cost: Approximately \$6 million. Includes costs for detailed design and construction.

Conclusion:

This is the only option that:

- Meets DoS performance targets
- Accommodates Future Year traffic growth
- Provides a safe, legible, and equitable intersection for all users.

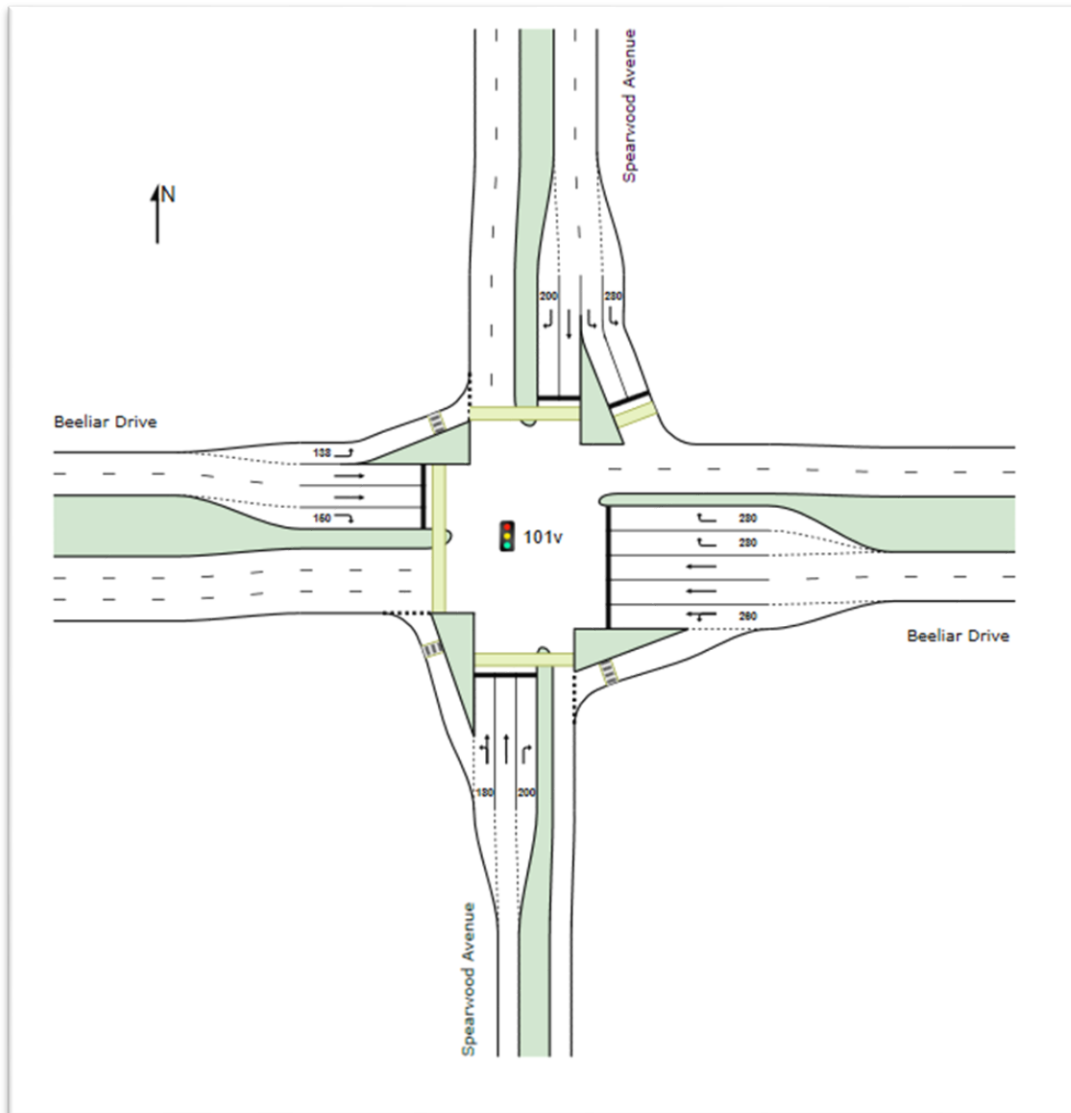


Figure 8: Traffic Signals Option

#### Approvals and Funding

Advancing the traffic signal option requires formal approval under the Main Roads WA Traffic Signals Approval Policy, with review processes typically taking 12–24 months. This approval is required in advance of any application for funding.

Given total project costs exceed Black Spot thresholds (State and Federal), alternative funding sources include:

- Metropolitan Region Road Group Improvement Grants
- State/Federal advocacy efforts with local Members of Parliament.

### Summary

The assessment demonstrates that roundabout-based options, even when widened or metered, cannot achieve acceptable DoS performance under forecast traffic volumes. These do not provide appropriate active transport protection on this high-volume corridor.

Traffic signals are the only option that:

- Meets long term congestion and capacity requirements
- Aligns with strategic planning frameworks
- Supports safe and reliable pedestrian and cyclist access
- Provides the most resilient and adaptable long term intersection form.

### **Strategic Plans/Policy Implications**

#### City Growth and Moving Around

A growing City that is easy to move around and provides great places to live.

The top three priorities for Moving Around the City identified by the community in the City of Cockburn *Strategic Community Plan 2020-2030* were:

- Road safety
- Improved public transport options including better connected and more frequent buses
- Traffic congestion and freight movement

The City is investigating and carefully planning for the future needs of our community, improving road infrastructure to improve road safety outcomes.

### **Budget/Financial Implications**

Current investigation and concept designs have been funded from the City's Operational Budgets within Transport and Traffic.

To progress this investigation further it is recommended that an Operational Project be established and be funded through budget to an established timeframe and scope.

The detailed design and construction stages of this project are considered long term at this stage. This project is not currently considered within the Forward Capital Works Model. Funding would need to be assigned within the Forward Capital Works Model with consideration of funding mix. Funding options are discussed above with either option likely requiring significant Municipal funding contributions, possibilities exist within funding programs and political cycles which lessen the burden on Municipal reserves.

### **Legal Implications**

N/A

**Community Consultation**

The 2024 Cockburn Liveability Survey Results Place Score reflects the community's desire for a well-connected cycling and walking network and safe access to the local road network.

Public consultation with the adjacent or impacted property owners will be carried out when more detailed designs for the preferred layout is approved by Council and subsequent to the approval by MRWA should traffic signals be progressed.

**Risk Management Implications**

The proposed modification will improve the performance of the intersection of Spearwood Avenue / Beeliar Drive. Should Council not approve the recommendation, the community concerns about safety and congestion will remain. This risk is considered a moderate reputational risk.

As a project with significant capital value, detailed planning and designs are required to appropriately mitigate the financial risks associated with delivery of the project. This risk is rated as a moderate financial risk.

**Advice to Proponent(s)/Submitters**

N/A

**Implications of Section 3.18(3) Local Government Act 1995**

Nil

## Query Summary



Severity	No.	%
Fatal	0	0
Hospital	0	0
Medical	12	22.64
PDO Major	24	45.28
PDO Minor	17	32.08

Year	No.	%
2020	6	11.32
2021	13	24.53
2022	14	26.42
2023	12	22.64
2024	8	15.09

Nature	No.	%
Head On	0	0
Hit Animal	0	0
Hit Object	2	3.77
Hit Pedestrian	0	0
Non Collision	0	0
Not Known	0	0
Other / Unknown	1	1.89
Rear End	38	71.70
Right Angle	5	9.43
Right Turn Thru	1	1.89
Sideswipe Opposite Dirn	0	0
Sideswipe Same Dirn	6	11.32

Light	No.	%
Dark - Street Lights Not Provided	0	0
Dark - Street Lights Off	0	0
Dark - Street Lights On	0	0
Dawn Or Dusk	3	5.66
Daylight	42	79.25
Not Known	0	0
Other / Unknown	8	15.09

Conditions	No.	%
Dry	46	86.79
Not Known	0	0
Wet	7	13.21

Alignment	No.	%
Curve	17	32.08
Not Known	0	0
Other / Unknown	21	39.62
Straight	15	28.30

<b>Total</b>	<b>53</b>	
--------------	-----------	--

## Detailed Crash History



Selected Areas		
Centre: (-32.128 115.811) (Shape)		
Parameter	Value	Description
From Date	01/01/20	
To Date	31/12/24	
Crash Type	ALL	
Severity	ALL	
Include Descriptions?	Yes	

Road	Road Name	SLK	CWY	True Dist	Intersection	Date	Day	Time	Severity	Crash No.	Type	Light Cond	Road Cond	Speed Limit	Traffic Control	Road Feature	Road Alignment	Speed Factor	MR Nature	Location	RUM	Unit	Unit Type	From Dir	To Dir	Veh/Ped Move	First Object Hit	Second Object Hit	Third Object Hit	Target Impact Point	
10300 07	Spearwood Av	6.74	L	6.74	BEELIAR DR (070591)	01/03/2023	Wednesday	0855	PDO Minor	20230 80614	Intersection	Daylight	Dry	70	Give Way Sign	Roundabout				Rear End	On Cway	32:Same Dirn: Same Lane Left Rear	Colliding	Car	W - BEE LIAR DR	N - SPE ARW OOD AV	Straight Ahead: Not Out Of Control				
10300 07	Spearwood Av	6.74	L	6.74	BEELIAR DR (070591)	01/03/2023	Wednesday	0855	PDO Minor	20230 80614	Intersection	Daylight	Dry	70	Give Way Sign	Roundabout				Rear End	On Cway	32:Same Dirn: Same Lane Left Rear	Target	Station Wagon	W - BEE LIAR DR	N - SPE ARW OOD AV	Stopped: By Traffic Control				Reas
Location: Spearwood Av at Beeliar Dr					Crash Description:																	Vehicle Types: Car, Station Wagon									
10300 07	Spearwood Av	6.74	L	6.74	BEELIAR DR (070591)	01/12/2020	Tuesday	0750	Medical	20209 38866	Intersection	Daylight	Dry	70	Give Way Sign	Roundabout	Curve			Rear End	On Cway	31:Same Dirn: Same Lane Rear End	Colliding	Utility	W - BEE LIAR DR	E - BEE LIAR DR	Straight Ahead: Not Out Of Control				
10300 07	Spearwood Av	6.74	L	6.74	BEELIAR DR (070591)	01/12/2020	Tuesday	0750	Medical	20209 38866	Intersection	Daylight	Dry	70	Give Way Sign	Roundabout	Curve			Rear End	On Cway	31:Same Dirn: Same Lane Rear End	Target	Car	W - BEE LIAR DR	E - BEE LIAR DR	Stopped: By Traffic Control				Rear
Location: Spearwood Av at Beeliar Dr					Crash Description: I had stopped to wait for traffic coming from my right on the roundabout to clear before continuing straight through along Beeliar Drive, when the Hilux ran into me from behind.																	Vehicle Types: Car, Utility									
10300 07	Spearwood Av	6.74	L	6.74	BEELIAR DR (070591)	02/02/2024	Friday	1730	Medical	20240 76640	Intersection		Dry	70	Give Way Sign	Roundabout				Rear End	On Cway	32:Same Dirn: Same Lane Left Rear	Colliding	Four Wheel Drive (Not Car Design)	W - BEE LIAR DR		Straight Ahead: Not Out Of Control				
10300 07	Spearwood Av	6.74	L	6.74	BEELIAR DR (070591)	02/02/2024	Friday	1730	Medical	20240 76640	Intersection		Dry	70	Give Way Sign	Roundabout				Rear End	On Cway	32:Same Dirn: Same Lane Left Rear	Target	Utility	W - BEE LIAR DR	N - SPE ARW OOD AV	Stopped: By Traffic Control				Rear
Location: Spearwood Av at Beeliar Dr					Crash Description: I was stopped at the round about giving way to my right to vehicles in the roundabout when the other vehicle hit me from behind.																	Vehicle Types: Utility, Four Wheel Drive (Not Car Design)									
10300 07	Spearwood Av	6.74	L	6.74	BEELIAR DR (070591)	02/07/2022	Saturday	0900	PDO Minor	20222 78116	Intersection	Daylight	Dry	70	Give Way Sign	Roundabout	Curve			Right Turn Thru	On Cway	22:Opposite Dirn: Thru - Right	Colliding	Car	W - BEE LIAR DR	E - BEE LIAR DR	Straight Ahead: Not Out Of Control				
10300 07	Spearwood Av	6.74	L	6.74	BEELIAR DR (070591)	02/07/2022	Saturday	0900	PDO Minor	20222 78116	Intersection	Daylight	Dry	70	Give Way Sign	Roundabout	Curve			Right Turn Thru	On Cway	22:Opposite Dirn: Thru - Right	Target	Car	E - BEE LIAR DR	N - SPE ARW OOD AV	Turning: To Make Right Turn				Side
Location: Spearwood Av at Beeliar Dr					Crash Description:																	Vehicle Types: Car									
10300 07	Spearwood Av	6.74	L	6.74	BEELIAR DR (070591)	03/01/2022	Monday	1215	Medical	20220 25464	Intersection	Daylight	Wet	70	Give Way Sign	Roundabout	Curve			Rear End	On Cway	31:Same Dirn: Same Lane Rear End	Colliding	Four Wheel Drive (Not Car Design)	W - BEE LIAR DR	E - BEE LIAR DR	Straight Ahead: Not Out Of Control				



## Detailed Crash History

Road	Road Name	SLK	CMV	True Dist	Intersection	Date	Day	Time	Severity	Crash No.	Type	Light Cond	Road Cond	Speed Limit	Traffic Control	Road Feature	Road Alignment	Speed Factor	MR Nature	Location	RUM	Unit	Unit Type	From Dir	To Dir	Veh/Ped Move	First Object Hit	Second Object Hit	Third Object Hit	Target Impact Point	
10300 07	Spearwood Av	6.74	L	6.74	BEELIAR DR (070591)	03/01/2022	Monday	1215	Medical	20220 25464	Intersection	Daylight	Wet		70	Give Way Sign	Roundabout	Curve		Rear End	On Cway	31:Same Dirn: Same Lane Rear End	Target	Station Wagon	W - BEE LIAR DR	E - BEE LIAR DR	Stopped: By Traffic Control				Rear
Location: Spearwood Av at Beeliar Dr							Crash Description: I stopped at the roundabout to let pass a car coming from the left. When I was going to start again I was hit on the back by the Toyota Prado, which didn't slow down enough or didn't brake															Vehicle Types: Station Wagon, Four Wheel Drive (Not Car Design)									
10300 07	Spearwood Av	6.74	L	6.74	BEELIAR DR (070591)	04/05/2022	Wednesday	0555	PDO Major	20221 77364	Intersection	Dawn Or Dusk	Dry		70	Give Way Sign	Roundabout	Straight		Rear End	On Cway	33:Same Dirn: Same Lane Right Rear	Colliding	Car	E - BEE LIAR DR	W - BEE LIAR DR	Straight Ahead: Not Out Of Control				
10300 07	Spearwood Av	6.74	L	6.74	BEELIAR DR (070591)	04/05/2022	Wednesday	0555	PDO Major	20221 77364	Intersection	Dawn Or Dusk	Dry		70	Give Way Sign	Roundabout	Straight		Rear End	On Cway	33:Same Dirn: Same Lane Right Rear	Target	Utility	E - BEE LIAR DR	N - SPE ARW OOD AV	Stopped: To Avoid Veh				Rear
Location: Spearwood Av at Beeliar Dr							Crash Description:															Vehicle Types: Car, Utility									
10300 07	Spearwood Av	6.74	L	6.74	BEELIAR DR (070591)	04/11/2021	Thursday	1540	Medical	20215 59110	Intersection	Daylight	Dry		70	Give Way Sign	Roundabout	Curve		Rear End	On Cway	32:Same Dirn: Same Lane Left Rear	Colliding	Car	N - SPE ARW OOD AV	E - BEE LIAR DR	Straight Ahead: Not Out Of Control				
10300 07	Spearwood Av	6.74	L	6.74	BEELIAR DR (070591)	04/11/2021	Thursday	1540	Medical	20215 59110	Intersection	Daylight	Dry		70	Give Way Sign	Roundabout	Curve		Rear End	On Cway	32:Same Dirn: Same Lane Left Rear	Target	Car	N - SPE ARW OOD AV	E - BEE LIAR DR	Straight Ahead: Not Out Of Control				Rear
Location: Spearwood Av at Beeliar Dr							Crash Description: Driver hit me from behind as I was waiting to turn left from a standstill at roundabout															Vehicle Types: Car									
10300 07	Spearwood Av	6.74	L	6.74	BEELIAR DR (070591)	04/11/2021	Thursday	1740	PDO Minor	20215 11392	Intersection	Dawn Or Dusk	Dry		70	Give Way Sign	Roundabout	Curve		Rear End	On Cway	31:Same Dirn: Same Lane Rear End	Colliding	Four Wheel Drive (Not Car Design)	N - SPE ARW OOD AV	S - SPE ARW OOD AV	Straight Ahead: Not Out Of Control				
10300 07	Spearwood Av	6.74	L	6.74	BEELIAR DR (070591)	04/11/2021	Thursday	1740	PDO Minor	20215 11392	Intersection	Dawn Or Dusk	Dry		70	Give Way Sign	Roundabout	Curve		Rear End	On Cway	31:Same Dirn: Same Lane Rear End	Target	Car	N - SPE ARW OOD AV	S - SPE ARW OOD AV	Stopped: By Traffic Control				Rear
Location: Spearwood Av at Beeliar Dr							Crash Description:															Vehicle Types: Car, Four Wheel Drive (Not Car Design)									
10300 07	Spearwood Av	6.74	L	6.74	BEELIAR DR (070591)	06/06/2023	Tuesday	1145	PDO Major	20232 49970	Intersection	Daylight	Wet		70	Give Way Sign	Roundabout			Rear End	On Cway	31:Same Dirn: Same Lane Rear End	Colliding	Utility	E - BEE LIAR DR	W - BEE LIAR DR	Straight Ahead: Not Out Of Control				
10300 07	Spearwood Av	6.74	L	6.74	BEELIAR DR (070591)	06/06/2023	Tuesday	1145	PDO Major	20232 49970	Intersection	Daylight	Wet		70	Give Way Sign	Roundabout			Rear End	On Cway	31:Same Dirn: Same Lane Rear End	Target	Station Wagon	E - BEE LIAR DR	W - BEE LIAR DR	Stopped: To Avoid Veh				Rear
Location: Spearwood Av at Beeliar Dr							Crash Description:															Vehicle Types: Station Wagon, Utility									
10300 07	Spearwood Av	6.74	L	6.74	BEELIAR DR (070591)	06/06/2023	Tuesday	1730	PDO Minor	20232 48264	Intersection		Wet		70	Give Way Sign	Roundabout			Rear End	On Cway	31:Same Dirn: Same Lane Rear End	Colliding	Car	E - BEE LIAR DR	W - BEE LIAR DR	Straight Ahead: Not Out Of Control				
10300 07	Spearwood Av	6.74	L	6.74	BEELIAR DR (070591)	06/06/2023	Tuesday	1730	PDO Minor	20232 48264	Intersection		Wet		70	Give Way Sign	Roundabout			Rear End	On Cway	31:Same Dirn: Same Lane Rear End	Target	Station Wagon	E - BEE LIAR DR	W - BEE LIAR DR	Stopped: By Traffic Control				Rear
Location: Spearwood Av at Beeliar Dr							Crash Description:															Vehicle Types: Car, Station Wagon									
10300 07	Spearwood Av	6.74	L	6.74	BEELIAR DR (070591)	06/12/2023	Wednesday	1515	PDO Minor	20235 64970	Intersection	Daylight	Dry		70	No Sign Or Control	Roundabout			Sideswipe Same Dirn	On Cway	35:Same Dirn: Parallel Lanes - S/swipe	Colliding	Car	E - BEE LIAR DR	W - BEE LIAR DR	Out Of Control: Other				
10300 07	Spearwood Av	6.74	L	6.74	BEELIAR DR (070591)	06/12/2023	Wednesday	1515	PDO Minor	20235 64970	Intersection	Daylight	Dry		70	No Sign Or Control	Roundabout			Sideswipe Same Dirn	On Cway	35:Same Dirn: Parallel Lanes - S/swipe	Target	Car	E - BEE LIAR DR	W - BEE LIAR DR	Straight Ahead: Not Out Of Control				Side
Location: Spearwood Av at Beeliar Dr							Crash Description:															Vehicle Types: Car									

## Detailed Crash History

Road	Road Name	SLK	CWY	True Dist	Intersection	Date	Day	Time	Severity	Crash No.	Type	Light Cond	Road Cond	Speed Limit	Traffic Control	Road Feature	Road Alignment	Speed Factor	MR Nature	Location	RUM	Unit	Unit Type	From Dir	To Dir	Veh/Ped Move	First Object Hit	Second Object Hit	Third Object Hit	Target Impact Point	
10300 07	Spearwood Av	6.74	L	6.74	BEELIAR DR (070591)	07/04/2020	Tuesday	1530	Medical	20206 81933	Intersection	Daylight	Dry	70	Give Way Sign	Roundabout	Straight			Rear End	On Cway	31:Same Dirn: Same Lane Rear End	Colliding	Utility	E - BEE LIAR DR	W - BEE LIAR DR	Straight Ahead: Not Out Of Control				
10300 07	Spearwood Av	6.74	L	6.74	BEELIAR DR (070591)	07/04/2020	Tuesday	1530	Medical	20206 81933	Intersection	Daylight	Dry	70	Give Way Sign	Roundabout	Straight			Rear End	On Cway	31:Same Dirn: Same Lane Rear End	Target	Utility	E - BEE LIAR DR	W - BEE LIAR DR	Stopped: By Traffic Control				Rear
Location: Spearwood Av at Beelilar Dr						Crash Description: This vehicle hit me from behind and smashed its front end completely																Vehicle Types: Utility, Other									
10300 07	Spearwood Av	6.74	L	6.74	BEELIAR DR (070591)	07/05/2022	Saturday	1155	PDO Minor	20221 77434	Intersection	Daylight	Dry	70	Give Way Sign	Roundabout	Straight			Rear End	On Cway	31:Same Dirn: Same Lane Rear End	Colliding	Station Wagon	W - BEE LIAR DR	E - BEE LIAR DR	Straight Ahead: Not Out Of Control				
10300 07	Spearwood Av	6.74	L	6.74	BEELIAR DR (070591)	07/05/2022	Saturday	1155	PDO Minor	20221 77434	Intersection	Daylight	Dry	70	Give Way Sign	Roundabout	Straight			Rear End	On Cway	31:Same Dirn: Same Lane Rear End	Target	Utility	W - BEE LIAR DR	E - BEE LIAR DR	Straight Ahead: Not Out Of Control				Rear
Location: Spearwood Av at Beelilar Dr						Crash Description:																Vehicle Types: Station Wagon, Utility									
10300 07	Spearwood Av	6.74	L	6.74	BEELIAR DR (070591)	07/06/2023	Wednesday	1800	PDO Major	20232 61704	Intersection		Dry	70	Give Way Sign	Roundabout				Rear End	On Cway	31:Same Dirn: Same Lane Rear End	Colliding		S - SPE ARW OOD AV	N - SPE ARW OOD AV	Straight Ahead: Not Out Of Control				
10300 07	Spearwood Av	6.74	L	6.74	BEELIAR DR (070591)	07/06/2023	Wednesday	1800	PDO Major	20232 61704	Intersection		Dry	70	Give Way Sign	Roundabout				Rear End	On Cway	31:Same Dirn: Same Lane Rear End	Target	Car	S - SPE ARW OOD AV	N - SPE ARW OOD AV	Stopped: To Avoid Veh				Rear
Location: Spearwood Av at Beelilar Dr						Crash Description:																Vehicle Types: Car, Other									
10300 07	Spearwood Av	6.74	L	6.74	BEELIAR DR (070591)	07/12/2022	Wednesday	0840	PDO Minor	20225 70753	Intersection	Daylight	Dry	70	Give Way Sign	Roundabout				Rear End	On Cway	31:Same Dirn: Same Lane Rear End	Colliding		W - BEE LIAR DR		Straight Ahead: Not Out Of Control				
10300 07	Spearwood Av	6.74	L	6.74	BEELIAR DR (070591)	07/12/2022	Wednesday	0840	PDO Minor	20225 70753	Intersection	Daylight	Dry	70	Give Way Sign	Roundabout				Rear End	On Cway	31:Same Dirn: Same Lane Rear End	Target	Car	W - BEE LIAR DR	E - BEE LIAR DR	Stopped: By Traffic Control				Rear
Location: Spearwood Av at Beelilar Dr						Crash Description:																Vehicle Types: Car, Other									
10300 07	Spearwood Av	6.74	L	6.74	BEELIAR DR (070591)	07/12/2023	Thursday	2010	PDO Major	20235 63021	Intersection		Dry	70	No Sign Or Control	Roundabout				Rear End	On Cway	31:Same Dirn: Same Lane Rear End	Colliding	Car	W - BEE LIAR DR	E - BEE LIAR DR	Straight Ahead: Not Out Of Control				
10300 07	Spearwood Av	6.74	L	6.74	BEELIAR DR (070591)	07/12/2023	Thursday	2010	PDO Major	20235 63021	Intersection		Dry	70	No Sign Or Control	Roundabout				Rear End	On Cway	31:Same Dirn: Same Lane Rear End	Target	Car	W - BEE LIAR DR	E - BEE LIAR DR	Straight Ahead: Not Out Of Control				Rear
Location: Spearwood Av at Beelilar Dr						Crash Description:																Vehicle Types: Car									
10300 07	Spearwood Av	6.74	L	6.74	BEELIAR DR (070591)	08/05/2023	Monday	1645	PDO Major	20232 05030	Intersection	Daylight	Dry	70	Give Way Sign	Roundabout				Rear End	On Cway	32:Same Dirn: Same Lane Left Rear	Colliding	Car	W - BEE LIAR DR	E - BEE LIAR DR	Straight Ahead: Not Out Of Control				
10300 07	Spearwood Av	6.74	L	6.74	BEELIAR DR (070591)	08/05/2023	Monday	1645	PDO Major	20232 05030	Intersection	Daylight	Dry	70	Give Way Sign	Roundabout				Rear End	On Cway	32:Same Dirn: Same Lane Left Rear	Target	Car	W - BEE LIAR DR	N - SPE ARW OOD AV	Stopped: By Traffic Control				Rear
Location: Spearwood Av at Beelilar Dr						Crash Description:																Vehicle Types: Car									
10300 07	Spearwood Av	6.74	L	6.74	BEELIAR DR (070591)	08/05/2024	Wednesday	0650	PDO Major	20242 01553	Intersection		Dry	70	No Sign Or Control	Roundabout				Right Angle	On Cway	15:Intr: Right - Right	Colliding	Station Wagon	E - BEE LIAR DR	N - SPE ARW OOD AV	Turning: To Make Right Turn				
10300 07	Spearwood Av	6.74	L	6.74	BEELIAR DR (070591)	08/05/2024	Wednesday	0650	PDO Major	20242 01553	Intersection		Dry	70	No Sign Or Control	Roundabout				Right Angle	On Cway	15:Intr: Right - Right	Target	Station Wagon	W - BEE LIAR DR	E - BEE LIAR DR	Turning: To Make Right Turn				Side
Location: Spearwood Av at Beelilar Dr						Crash Description:																Vehicle Types: Station Wagon									

## Detailed Crash History

Road	Road Name	SLK	CWY	True Dist	Intersection	Date	Day	Time	Severity	Crash No.	Type	Light Cond	Road Cond	Speed Limit	Traffic Control	Road Feature	Road Alignment	Speed Factor	MR Nature	Location	RUM	Unit	Unit Type	From Dir	To Dir	Veh/Ped Move	First Object Hit	Second Object Hit	Third Object Hit	Target Impact Point	
10300 07	Spearwood Av	6.74	L	6.74	BEELIAR DR (070591)	09/06/2023	Friday	0840	Medical	20232 89310	Intersection	Daylight	Wet		70	Give Way Sign	Roundabout			Rear End	On Cway	31:Same Dirn: Same Lane Rear End	Colliding	Station Wagon	S - SPE ARW OOD AV	N - BEE LIAR DR	Straight Ahead: Not Out Of Control				
10300 07	Spearwood Av	6.74	L	6.74	BEELIAR DR (070591)	09/06/2023	Friday	0840	Medical	20232 89310	Intersection	Daylight	Wet		70	Give Way Sign	Roundabout			Rear End	On Cway	31:Same Dirn: Same Lane Rear End	Target	Station Wagon	S - SPE ARW OOD AV	N - BEE LIAR DR	Stopped: To Avoid Veh				Rear
Location: Spearwood Av at Beeliar Dr						Crash Description: I was in a stopped position, when I was hit from behind by the Audi Q7, which then pushed me into the Mazda CX9. There was a whole car distance between my vehicle and the Mazda in front of me. The driver of the Audi admitted that he hit the accelerator instead of the break.																Vehicle Types: Station Wagon									
10300 07	Spearwood Av	6.74	L	6.74	BEELIAR DR (070591)	09/09/2022	Friday	1515	Medical	20224 60013	Intersection	Daylight	Dry		70	Give Way Sign	Roundabout	Straight		Rear End	On Cway	31:Same Dirn: Same Lane Rear End	Colliding		N - SPE ARW OOD AV	S - SPE ARW OOD AV	Straight Ahead: Not Out Of Control				
10300 07	Spearwood Av	6.74	L	6.74	BEELIAR DR (070591)	09/09/2022	Friday	1515	Medical	20224 60013	Intersection	Daylight	Dry		70	Give Way Sign	Roundabout	Straight		Rear End	On Cway	31:Same Dirn: Same Lane Rear End	Target		N - SPE ARW OOD AV	S - SPE ARW OOD AV	Stopped: To Avoid Veh				Rear
Location: Spearwood Av at Beeliar Dr						Crash Description: I was approaching the roundabout and saw the traffic was moving. I glanced away, then looked back and the traffic was stopped. I then slammed on my breaks.																Vehicle Types: Other									
10300 07	Spearwood Av	6.74	L	6.74	BEELIAR DR (070591)	10/01/2022	Monday	1715	PDO Minor	20220 08325	Intersection	Daylight	Dry		70	Give Way Sign	Roundabout	Straight		Right Angle	On Cway	11:Inbx: Thru - Thru	Colliding		S - SPE ARW OOD AV	N - SPE ARW OOD AV	Straight Ahead: Not Out Of Control				
10300 07	Spearwood Av	6.74	L	6.74	BEELIAR DR (070591)	10/01/2022	Monday	1715	PDO Minor	20220 08325	Intersection	Daylight	Dry		70	Give Way Sign	Roundabout	Straight		Right Angle	On Cway	11:Inbx: Thru - Thru	Target		E - BEE LIAR DR	W - BEE LIAR DR	Straight Ahead: Not Out Of Control				Side
Location: Spearwood Av at Beeliar Dr						Crash Description:																Vehicle Types: Other									
10300 07	Spearwood Av	6.74	L	6.74	BEELIAR DR (070591)	10/04/2021	Saturday	1220	PDO Major	20211 40650	Intersection	Daylight	Dry		70	Give Way Sign	Roundabout	Straight		Rear End	On Cway	31:Same Dirn: Same Lane Rear End	Colliding	Car	E - BEE LIAR DR	W - BEE LIAR DR	Straight Ahead: Not Out Of Control				
10300 07	Spearwood Av	6.74	L	6.74	BEELIAR DR (070591)	10/04/2021	Saturday	1220	PDO Major	20211 40650	Intersection	Daylight	Dry		70	Give Way Sign	Roundabout	Straight		Rear End	On Cway	31:Same Dirn: Same Lane Rear End	Target	Car	E - BEE LIAR DR	W - BEE LIAR DR	Stopped: By Traffic Control				Rear
Location: Spearwood Av at Beeliar Dr						Crash Description:																Vehicle Types: Car									
10300 07	Spearwood Av	6.74	L	6.74	BEELIAR DR (070591)	11/03/2020	Wednesday	1140	PDO Minor	20206 65240	Intersection	Daylight	Dry		70	Give Way Sign	Roundabout	Straight		Rear End	On Cway	31:Same Dirn: Same Lane Rear End	Colliding	Station Wagon	S - SPE ARW OOD AV	N - SPE ARW OOD AV	Straight Ahead: Not Out Of Control				
10300 07	Spearwood Av	6.74	L	6.74	BEELIAR DR (070591)	11/03/2020	Wednesday	1140	PDO Minor	20206 65240	Intersection	Daylight	Dry		70	Give Way Sign	Roundabout	Straight		Rear End	On Cway	31:Same Dirn: Same Lane Rear End	Target		S - SPE ARW OOD AV	N - SPE ARW OOD AV	Stopped: By Traffic Control				Rear
Location: Spearwood Av at Beeliar Dr						Crash Description:																Vehicle Types: Station Wagon, Other									
10300 07	Spearwood Av	6.74	L	6.74	BEELIAR DR (070591)	11/05/2021	Tuesday	0810	Medical	20212 49345	Intersection	Daylight	Dry		70	Give Way Sign	Roundabout	Curve		Rear End	On Cway	31:Same Dirn: Same Lane Rear End	Colliding	Car	N - SPE ARW OOD AV	E - BEE LIAR DR	Straight Ahead: Not Out Of Control				
10300 07	Spearwood Av	6.74	L	6.74	BEELIAR DR (070591)	11/05/2021	Tuesday	0810	Medical	20212 49345	Intersection	Daylight	Dry		70	Give Way Sign	Roundabout	Curve		Rear End	On Cway	31:Same Dirn: Same Lane Rear End	Target	Station Wagon	N - SPE ARW OOD AV	E - BEE LIAR DR	Stopped: Prepared To Turn Left				Rear
Location: Spearwood Av at Beeliar Dr						Crash Description:																Vehicle Types: Car, Station Wagon									
10300 07	Spearwood Av	6.74	L	6.74	BEELIAR DR (070591)	13/04/2023	Thursday	1005	PDO Major	20231 59176	Intersection	Daylight	Dry		70	Give Way Sign	Roundabout			Rear End	On Cway	31:Same Dirn: Same Lane Rear End	Colliding	Car	E - BEE LIAR DR	S - SPE ARW OOD AV	Straight Ahead: Not Out Of Control				

## Detailed Crash History

Road	Road Name	SLK	CWY	True Dist	Intersection	Date	Day	Time	Severity	Crash No.	Type	Light Cond	Road Cond	Speed Limit	Traffic Control	Road Feature	Road Alignment	Speed Factor	MR Nature	Location	RUM	Unit	Unit Type	From Dir	To Dir	Veh/Ped Move	First Object Hit	Second Object Hit	Third Object Hit	Target Impact Point		
10300 07	Spearwood Av	6.74	L	6.74	BEELIAR DR (070591)	13/04/2023	Thursday	1005	PDO Major	20231 59176	Intersection	Daylight	Dry		70	Give Way Sign	Roundabout				Rear End	On Cway	31:Same Dirn: Same Lane Rear End	Target	Car	E - BEE LIAR DR	W - BEE LIAR DR	Straight Ahead: Not Out Of Control				Rear
Location: Spearwood Av at Beeliar Dr						Crash Description:																Vehicle Types: Car										
10300 07	Spearwood Av	6.74	L	6.74	BEELIAR DR (070591)	13/08/2024	Tuesday	0805	PDO Minor	20243 82050	Intersection	Daylight	Dry		70	Give Way Sign	Roundabout				Rear End	On Cway	32:Same Dirn: Same Lane Left Rear	Colliding	Prime Mover	N - SPE ARW OOD AV	E - BEE LIAR DR	Straight Ahead: Not Out Of Control				
10300 07	Spearwood Av	6.74	L	6.74	BEELIAR DR (070591)	13/08/2024	Tuesday	0805	PDO Minor	20243 82050	Intersection	Daylight	Dry		70	Give Way Sign	Roundabout				Rear End	On Cway	32:Same Dirn: Same Lane Left Rear	Target	Station Wagon	N - SPE ARW OOD AV	E - BEE LIAR DR	Stopped: By Traffic Control				Rear
Location: Spearwood Av at Beeliar Dr						Crash Description:																Vehicle Types: Station Wagon, Prime Mover										
10300 07	Spearwood Av	6.74	L	6.74	BEELIAR DR (070591)	14/05/2024	Tuesday	1955	PDO Minor	20242 16603	Intersection		Dry		70	No Sign Or Control	Roundabout					On Cway	92:Misc: Load Struck Veh	Colliding	Utility	W - BEE LIAR DR	E - BEE LIAR DR	Out Of Control: Other				
10300 07	Spearwood Av	6.74	L	6.74	BEELIAR DR (070591)	14/05/2024	Tuesday	1955	PDO Minor	20242 16603	Intersection		Dry		70	No Sign Or Control	Roundabout					On Cway	92:Misc: Load Struck Veh	Target	Car	W - BEE LIAR DR	E - BEE LIAR DR	Straight Ahead: Not Out Of Control				Front
Location: Spearwood Av at Beeliar Dr						Crash Description:																Vehicle Types: Car, Utility										
10300 07	Spearwood Av	6.74	L	6.74	BEELIAR DR (070591)	14/11/2022	Monday	1400	PDO Major	20225 35580	Intersection	Daylight	Dry		70	Give Way Sign	Roundabout	Curve			Rear End	On Cway	31:Same Dirn: Same Lane Rear End	Colliding	Car	E - BEE LIAR DR	W - BEE LIAR DR	Straight Ahead: Not Out Of Control				
10300 07	Spearwood Av	6.74	L	6.74	BEELIAR DR (070591)	14/11/2022	Monday	1400	PDO Major	20225 35580	Intersection	Daylight	Dry		70	Give Way Sign	Roundabout	Curve			Rear End	On Cway	31:Same Dirn: Same Lane Rear End	Target	Car	E - BEE LIAR DR	W - BEE LIAR DR	Stopped: By Traffic Control				Rear
Location: Spearwood Av at Beeliar Dr						Crash Description:																Vehicle Types: Car										
10300 07	Spearwood Av	6.74	L	6.74	BEELIAR DR (070591)	14/11/2024	Thursday	1815	Medical	20245 86391	Intersection		Dry		70	Give Way Sign	Roundabout				Rear End	On Cway	31:Same Dirn: Same Lane Rear End	Colliding	Car	E - BEE LIAR DR	W - BEE LIAR DR	Straight Ahead: Not Out Of Control				
10300 07	Spearwood Av	6.74	L	6.74	BEELIAR DR (070591)	14/11/2024	Thursday	1815	Medical	20245 86391	Intersection		Dry		70	Give Way Sign	Roundabout				Rear End	On Cway	31:Same Dirn: Same Lane Rear End	Target	Station Wagon	E - BEE LIAR DR	W - BEE LIAR DR	Stopped: By Traffic Control				Rear
Location: Spearwood Av at Beeliar Dr						Crash Description: We were stationary on the westbound side of Beeliar Drive in the left lane waiting to enter the roundabout at the Spearwood Avenue intersection, when the other driver ( REGO2) has failed to brake in time and has hit our vehicle in the rear.																Vehicle Types: Car, Station Wagon										
10300 07	Spearwood Av	6.74	L	6.74	BEELIAR DR (070591)	16/02/2021	Tuesday	1740	Medical	20210 99685	Intersection	Daylight	Dry		70	Give Way Sign	Roundabout	Curve			Rear End	On Cway	31:Same Dirn: Same Lane Rear End	Colliding	Car	W - BEE LIAR DR	E - BEE LIAR DR	Straight Ahead: Not Out Of Control				
10300 07	Spearwood Av	6.74	L	6.74	BEELIAR DR (070591)	16/02/2021	Tuesday	1740	Medical	20210 99685	Intersection	Daylight	Dry		70	Give Way Sign	Roundabout	Curve			Rear End	On Cway	31:Same Dirn: Same Lane Rear End	Target	Car	W - BEE LIAR DR	E - BEE LIAR DR	Stopped: By Traffic Control				Rear
Location: Spearwood Av at Beeliar Dr						Crash Description:																Vehicle Types: Car										
10300 07	Spearwood Av	6.74	L	6.74	BEELIAR DR (070591)	16/08/2024	Friday	1055	PDO Minor	20243 96142	Intersection	Daylight	Wet		70	Give Way Sign	Roundabout				Sideswipe Same Dirn	On Cway	35:Same Dirn: Parallel Lanes - S/swipe	Colliding	Car	S - SPE ARW OOD AV	N - SPE ARW OOD AV	Overtaking: Passing On Left				
10300 07	Spearwood Av	6.74	L	6.74	BEELIAR DR (070591)	16/08/2024	Friday	1055	PDO Minor	20243 96142	Intersection	Daylight	Wet		70	Give Way Sign	Roundabout				Sideswipe Same Dirn	On Cway	35:Same Dirn: Parallel Lanes - S/swipe	Target	Utility	S - SPE ARW OOD AV	N - SPE ARW OOD AV	Straight Ahead: Not Out Of Control				Side
Location: Spearwood Av at Beeliar Dr						Crash Description:																Vehicle Types: Car, Utility										
10300 07	Spearwood Av	6.74	L	6.74	BEELIAR DR (070591)	16/10/2020	Friday	1900	PDO Major	20208 47236	Intersection	Daylight	Dry		70	Give Way Sign	Roundabout	Straight			Rear End	On Cway	31:Same Dirn: Same Lane Rear End	Colliding	Car	E - BEE LIAR DR		Straight Ahead: Not Out Of Control				

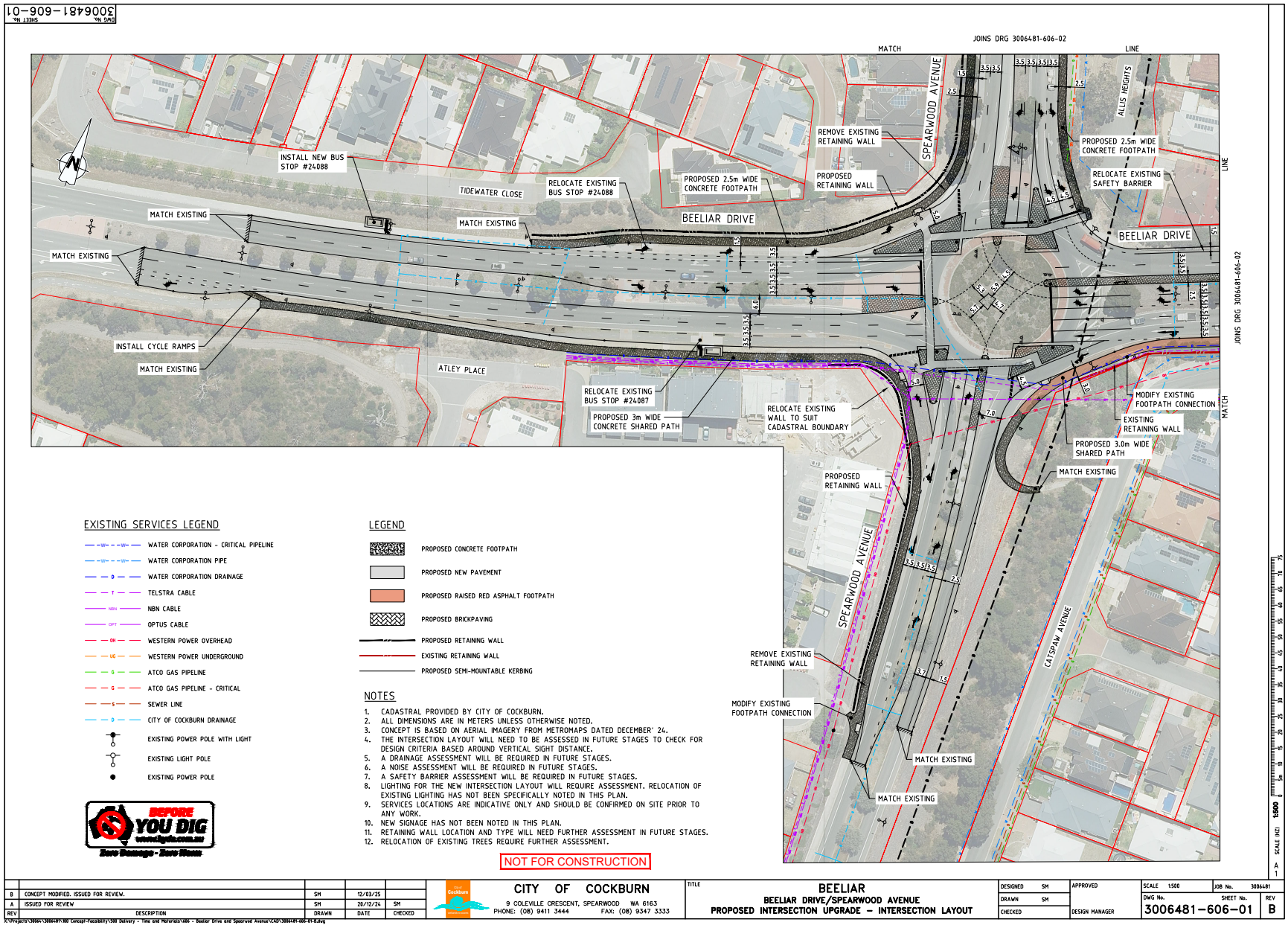
Detailed Crash History																															
Road	Road Name	SLK	CWY	True Dist	Intersection	Date	Day	Time	Severity	Crash No.	Type	Light Cond	Road Cond	Speed Limit	Traffic Control	Road Feature	Road Alignment	Speed Factor	MR Nature	Location	RUM	Unit	Unit Type	From Dir	To Dir	Veh/Ped Move	First Object Hit	Second Object Hit	Third Object Hit	Target Impact Point	
10300 07	Spearwood Av	6.74	L	6.74	BEELIAR DR (070591)	16/10/2020	Friday	1900	PDO Major	20208 47236	Intersection	Daylight	Dry	70	Give Way Sign	Roundabout	Straight		Rear End	On Cway	31:Same Dim: Same Lane Rear End	Target	Station Wagon	E - BEE LIAR DR		Stopped: To Avoid Veh					Rear
Location: Spearwood Av at Beeliar Dr						Crash Description:																Vehicle Types: Car, Station Wagon									
10300 07	Spearwood Av	6.74	L	6.74	BEELIAR DR (070591)	17/05/2024	Friday	0830	Medical	20242 75171	Intersection	Daylight	Dry	70	Give Way Sign	Roundabout			Rear End	On Cway	31:Same Dim: Same Lane Rear End	Colliding		W - BEE LIAR DR		Straight Ahead: Not Out Of Control					
10300 07	Spearwood Av	6.74	L	6.74	BEELIAR DR (070591)	17/05/2024	Friday	0830	Medical	20242 75171	Intersection	Daylight	Dry	70	Give Way Sign	Roundabout			Rear End	On Cway	31:Same Dim: Same Lane Rear End	Target	Car	W - BEE LIAR DR		Stopped: By Traffic Control					Rear
Location: Spearwood Av at Beeliar Dr						Crash Description: We were stopped at the approach to the roundabout in traffic and was hit from behind																Vehicle Types: Car, Other									
10300 07	Spearwood Av	6.74	L	6.74	BEELIAR DR (070591)	18/02/2020	Tuesday	1445	PDO Major	20206 44365	Intersection	Daylight	Dry	70	Give Way Sign	Roundabout	Straight		Sideswipe Same Dim	On Cway	38:Same Dim: Parallel Lanes - Turn Right S/swipe	Colliding	Prime Mover & 1 Trailer	E - BEE LIAR DR	N - SPE ARW OOD AV	Turning: To Make Right Turn					
10300 07	Spearwood Av	6.74	L	6.74	BEELIAR DR (070591)	18/02/2020	Tuesday	1445	PDO Major	20206 44365	Intersection	Daylight	Dry	70	Give Way Sign	Roundabout	Straight		Sideswipe Same Dim	On Cway	38:Same Dim: Parallel Lanes - Turn Right S/swipe	Target	Car	E - BEE LIAR DR	W - BEE LIAR DR	Straight Ahead: Not Out Of Control					Side
Location: Spearwood Av at Beeliar Dr						Crash Description:																Vehicle Types: Car, Prime Mover & 1 Trailer									
10300 07	Spearwood Av	6.74	L	6.74	BEELIAR DR (070591)	19/12/2024	Thursday	2045	PDO Major	20246 02406	Intersection		Dry	70	No Sign Or Control	Roundabout			Rear End	On Cway	32:Same Dim: Same Lane Left Rear	Colliding	Utility	S - SPE ARW OOD AV		Straight Ahead: Not Out Of Control					
10300 07	Spearwood Av	6.74	L	6.74	BEELIAR DR (070591)	19/12/2024	Thursday	2045	PDO Major	20246 02406	Intersection		Dry	70	No Sign Or Control	Roundabout			Rear End	On Cway	32:Same Dim: Same Lane Left Rear	Target	Car	S - SPE ARW OOD AV	W - BEE LIAR DR	Stopped: Prepared To Turn Left					Rear
Location: Spearwood Av at Beeliar Dr						Crash Description:																Vehicle Types: Car, Utility									
10300 07	Spearwood Av	6.74	L	6.74	BEELIAR DR (070591)	20/10/2022	Thursday	1120	PDO Major	20224 80431	Intersection	Daylight	Dry	70	Give Way Sign	Roundabout	Curve		Sideswipe Same Dim	On Cway	38:Same Dim: Parallel Lanes - Turn Right S/swipe	Colliding	Prime Mover & 1 Trailer			Turning: To Make Right Turn					
10300 07	Spearwood Av	6.74	L	6.74	BEELIAR DR (070591)	20/10/2022	Thursday	1120	PDO Major	20224 80431	Intersection	Daylight	Dry	70	Give Way Sign	Roundabout	Curve		Sideswipe Same Dim	On Cway	38:Same Dim: Parallel Lanes - Turn Right S/swipe	Target	Station Wagon			Straight Ahead: Not Out Of Control					Side
Location: Spearwood Av at Beeliar Dr						Crash Description:																Vehicle Types: Station Wagon, Prime Mover & 1 Trailer									
10300 07	Spearwood Av	6.74	L	6.74	BEELIAR DR (070591)	21/04/2021	Wednesday	1355	PDO Minor	20211 67600	Intersection	Daylight	Dry	70	Give Way Sign	Roundabout	Curve		Sideswipe Same Dim	On Cway	36:Same Dim: Change Lanes - Right	Colliding	Car	E - BEE LIAR DR	N - SPE ARW OOD AV	Overtaking: Cut In From Left					
10300 07	Spearwood Av	6.74	L	6.74	BEELIAR DR (070591)	21/04/2021	Wednesday	1355	PDO Minor	20211 67600	Intersection	Daylight	Dry	70	Give Way Sign	Roundabout	Curve		Sideswipe Same Dim	On Cway	36:Same Dim: Change Lanes - Right	Target	Station Wagon	E - BEE LIAR DR	N - SPE ARW OOD AV	Turning: To Make Right Turn					Side
Location: Spearwood Av at Beeliar Dr						Crash Description:																Vehicle Types: Car, Station Wagon									
10300 07	Spearwood Av	6.74	L	6.74	BEELIAR DR (070591)	21/04/2023	Friday	1610	PDO Major	20231 68814	Intersection	Daylight	Dry	70	Give Way Sign	Roundabout			Rear End	On Cway	31:Same Dim: Same Lane Rear End	Colliding	Prime Mover & 1 Trailer			Straight Ahead: Not Out Of Control					
10300 07	Spearwood Av	6.74	L	6.74	BEELIAR DR (070591)	21/04/2023	Friday	1610	PDO Major	20231 68814	Intersection	Daylight	Dry	70	Give Way Sign	Roundabout			Rear End	On Cway	31:Same Dim: Same Lane Rear End	Target	Car			Stopped: By Traffic Control					Rear
Location: Spearwood Av at Beeliar Dr						Crash Description:																Vehicle Types: Car, Prime Mover & 1 Trailer									
10300 07	Spearwood Av	6.74	L	6.74	BEELIAR DR (070591)	22/04/2020	Wednesday	1515	Medical	20206 88734	Intersection	Daylight	Dry	70	Give Way Sign	Roundabout	Straight		Rear End	On Cway	31:Same Dim: Same Lane Rear End	Colliding		W - BEE LIAR DR	E - BEE LIAR DR	Straight Ahead: Not Out Of Control					

## Detailed Crash History

Road	Road Name	SLK	CWY	True Dist	Intersection	Date	Day	Time	Severity	Crash No.	Type	Light Cond	Road Cond	Speed Limit	Traffic Control	Road Feature	Road Alignment	Speed Factor	MR Nature	Location	RUM	Unit	Unit Type	From Dir	To Dir	Veh/Ped Move	First Object Hit	Second Object Hit	Third Object Hit	Target Impact Point	
10300 07	Spearwood Av	6.74	L	6.74	BEELIAR DR (070591)	22/04/2020	Wednesd ay	1515	Medical	20206 88734	Intersection	Daylight	Dry		70	Give Way Sign	Roundabo ut	Straight		Rear End	On Cway	31:Same Dirn: Same Lane Rear End	Target		W - BEE LIAR DR	E - BEE LIAR DR	Stopped: By Traffic Control				Rear
Location: Spearwood Av at Beeliar Dr						Crash Description: REGO1 travelling east on Beelar Dr stopped at roundabout and was giving way to instructor and learner motorcycles which were entering roundabout from south. Driver X advised that he assumed REGO11 was going to proceed out in front of the motorcyclists, as he too was watching them. As a result REGO2 did not stop and drove into the rear of REGO1.																Vehicle Types: Other									
10300 07	Spearwood Av	6.74	L	6.74	BEELIAR DR (070591)	22/06/2021	Tuesday	1615	PDO Major	20212 73506	Intersection	Daylight	Wet		70	Give Way Sign	Roundabo ut	Curve		Sideswip e Same Dim	On Cway	39:Same Dim: Parallel Lanes - Turn Left S/wipe	Colliding	Car	E - BEE LIAR DR	S - SPE ARW OOD AV	Turning: To Make Left Turn				
10300 07	Spearwood Av	6.74	L	6.74	BEELIAR DR (070591)	22/06/2021	Tuesday	1615	PDO Major	20212 73506	Intersection	Daylight	Wet		70	Give Way Sign	Roundabo ut	Curve		Sideswip e Same Dim	On Cway	39:Same Dim: Parallel Lanes - Turn Left S/wipe	Target	Car	E - BEE LIAR DR	W - BEE LIAR DR	Straight Ahead: Not Out Of Control				Side
Location: Spearwood Av at Beeliar Dr						Crash Description:																Vehicle Types: Car									
10300 07	Spearwood Av	6.74	L	6.74	BEELIAR DR (070591)	24/03/2023	Friday	0805	PDO Minor	20231 38272	Intersection	Daylight	Dry		70	Give Way Sign	Roundabo ut			Rear End	On Cway	32:Same Dim: Same Lane Left Rear	Colliding	Car	W - BEE LIAR DR	N - SPE ARW OOD AV	Straight Ahead: Not Out Of Control				
10300 07	Spearwood Av	6.74	L	6.74	BEELIAR DR (070591)	24/03/2023	Friday	0805	PDO Minor	20231 38272	Intersection	Daylight	Dry		70	Give Way Sign	Roundabo ut			Rear End	On Cway	32:Same Dim: Same Lane Left Rear	Target	Car	W - BEE LIAR DR	N - SPE ARW OOD AV	Stopped: By Traffic Control				Rear
Location: Spearwood Av at Beeliar Dr						Crash Description:																Vehicle Types: Car									
10300 07	Spearwood Av	6.74	L	6.74	BEELIAR DR (070591)	24/04/2022	Sunday	0600	PDO Major	20221 69314	Intersection	Dawn Or Dusk	Dry		70	Give Way Sign	Roundabo ut	Straight		Hit Object	On Left Verge After Leaving Cway	72:Off Path On Straight: Off Left Cway Obj	Colliding		N - SPE ARW OOD AV	S - SPE ARW OOD AV	Out Of Control: Other	Fixed Object Other			
Location: Spearwood Av at Beeliar Dr						Crash Description:																Vehicle Types: Other									
10300 07	Spearwood Av	6.74	L	6.74	BEELIAR DR (070591)	25/01/2022	Tuesday	1630	PDO Major	20220 22266	Intersection	Daylight	Dry		70	Give Way Sign	Roundabo ut	Straight		Right Angle	On Cway	11:Intr: Thru - Thru	Colliding	Utility	N - SPE ARW OOD AV	S - SPE ARW OOD AV	Straight Ahead: Not Out Of Control				
10300 07	Spearwood Av	6.74	L	6.74	BEELIAR DR (070591)	25/01/2022	Tuesday	1630	PDO Major	20220 22266	Intersection	Daylight	Dry		70	Give Way Sign	Roundabo ut	Straight		Right Angle	On Cway	11:Intr: Thru - Thru	Target	Panel Van	E - BEE LIAR DR	W - BEE LIAR DR	Stopped: To Avoid Veh				Side
Location: Spearwood Av at Beeliar Dr						Crash Description:																Vehicle Types: Utility, Panel Van									
10300 07	Spearwood Av	6.74	L	6.74	BEELIAR DR (070591)	25/08/2023	Friday	1250	PDO Major	20234 18390	Intersection	Daylight	Dry		70	Give Way Sign	Roundabo ut			Rear End	On Cway	32:Same Dim: Same Lane Left Rear	Colliding		N - SPE ARW OOD AV		Straight Ahead: Not Out Of Control				
10300 07	Spearwood Av	6.74	L	6.74	BEELIAR DR (070591)	25/08/2023	Friday	1250	PDO Major	20234 18390	Intersection	Daylight	Dry		70	Give Way Sign	Roundabo ut			Rear End	On Cway	32:Same Dim: Same Lane Left Rear	Target	Car	N - SPE ARW OOD AV	E - BEE LIAR DR	Stopped: By Traffic Control				Rear
Location: Spearwood Av at Beeliar Dr						Crash Description:																Vehicle Types: Car, Other									
10300 07	Spearwood Av	6.74	L	6.74	BEELIAR DR (070591)	26/10/2022	Wednesd ay	0755	PDO Minor	20224 96531	Intersection	Daylight	Dry		70	Give Way Sign	Roundabo ut	Straight		Rear End	On Cway	31:Same Dim: Same Lane Rear End	Colliding	Station Wagon	W - BEE LIAR DR	E - BEE LIAR DR	Straight Ahead: Not Out Of Control				
10300 07	Spearwood Av	6.74	L	6.74	BEELIAR DR (070591)	26/10/2022	Wednesd ay	0755	PDO Minor	20224 96531	Intersection	Daylight	Dry		70	Give Way Sign	Roundabo ut	Straight		Rear End	On Cway	31:Same Dim: Same Lane Rear End	Target	Station Wagon	W - BEE LIAR DR	E - BEE LIAR DR	Stopped: By Traffic Control				Rear
Location: Spearwood Av at Beeliar Dr						Crash Description:																Vehicle Types: Station Wagon									
10300 07	Spearwood Av	6.74	L	6.74	BEELIAR DR (070591)	27/11/2021	Saturday	0945	PDO Major	20215 53683	Intersection	Daylight	Dry		70	Give Way Sign	Roundabo ut	Straight		Rear End	On Cway	31:Same Dim: Same Lane Rear End	Colliding	Car	W - BEE LIAR DR	E - BEE LIAR DR	Straight Ahead: Not Out Of Control				

Detailed Crash History																															
Road	Road Name	SLK	CWY	True Dist	Intersection	Date	Day	Time	Severity	Crash No.	Type	Light Cond	Road Cond	Speed Limit	Traffic Control	Road Feature	Road Alignment	Speed Factor	MR Nature	Location	RUM	Unit	Unit Type	From Dir	To Dir	Veh/Ped Move	First Object Hit	Second Object Hit	Third Object Hit	Target Impact Point	
10300 07	Spearwood Av	6.74	L	6.74	BEELIAR DR (070591)	27/11/2021	Saturday	0945	PDO Major	20215 53683	Intersection	Daylight	Dry		70	Give Way Sign	Roundabout	Straight		Rear End	On Cway	31:Same Dirn: Same Lane Rear End	Target	Utility	W - BEE LIAR DR	E - BEE LIAR DR	Stopped: By Traffic Control				Rear
Location: Spearwood Av at Beeliar Dr						Crash Description:																Vehicle Types: Car, Utility, Boat Trailer Towed By Veh 1									
10300 07	Spearwood Av	6.74	L	6.74	BEELIAR DR (070591)	28/03/2021	Sunday	1215	PDO Major	20211 26532	Intersection	Daylight	Dry		70	Give Way Sign	Roundabout	Curve		Rear End	On Cway	31:Same Dirn: Same Lane Rear End	Colliding	Car	W - BEE LIAR DR	E - BEE LIAR DR	Straight Ahead: Not Out Of Control				
10300 07	Spearwood Av	6.74	L	6.74	BEELIAR DR (070591)	28/03/2021	Sunday	1215	PDO Major	20211 26532	Intersection	Daylight	Dry		70	Give Way Sign	Roundabout	Curve		Rear End	On Cway	31:Same Dirn: Same Lane Rear End	Target	Car	W - BEE LIAR DR	E - BEE LIAR DR	Stopped: To Avoid Pedest				Rear
Location: Spearwood Av at Beeliar Dr						Crash Description:																Vehicle Types: Car									
10300 07	Spearwood Av	6.74	L	6.74	BEELIAR DR (070591)	29/10/2021	Friday	1555	PDO Major	20215 11333	Intersection	Daylight	Dry		70	Give Way Sign	Roundabout	Curve		Right Angle	On Cway	14:Intr: Thru - Right	Colliding	Car	W - BEE LIAR DR	E - BEE LIAR DR	Straight Ahead: Not Out Of Control				
10300 07	Spearwood Av	6.74	L	6.74	BEELIAR DR (070591)	29/10/2021	Friday	1555	PDO Major	20215 11333	Intersection	Daylight	Dry		70	Give Way Sign	Roundabout	Curve		Right Angle	On Cway	14:Intr: Thru - Right	Target	Station Wagon	N - SPE ARW OOD AV	W - BEE LIAR DR	Turning: To Make Right Turn				Side
Location: Spearwood Av at Beeliar Dr						Crash Description:																Vehicle Types: Car, Station Wagon									
10300 07	Spearwood Av	6.74	L	6.74	BEELIAR DR (070591)	30/04/2022	Saturday	1130	PDO Major	20221 77235	Intersection	Daylight	Dry		70	Give Way Sign	Roundabout	Straight		Rear End	On Cway	31:Same Dirn: Same Lane Rear End	Colliding	Car	W - BEE LIAR DR	E - BEE LIAR DR	Straight Ahead: Not Out Of Control				
10300 07	Spearwood Av	6.74	L	6.74	BEELIAR DR (070591)	30/04/2022	Saturday	1130	PDO Major	20221 77235	Intersection	Daylight	Dry		70	Give Way Sign	Roundabout	Straight		Rear End	On Cway	31:Same Dirn: Same Lane Rear End	Target	Station Wagon	W - BEE LIAR DR	E - BEE LIAR DR	Stopped: To Avoid Veh				Rear
Location: Spearwood Av at Beeliar Dr						Crash Description:																Vehicle Types: Car, Station Wagon									
10300 07	Spearwood Av	6.74	L	6.74	BEELIAR DR (070591)	30/10/2021	Saturday	1115	PDO Major	20215 09384	Intersection	Daylight	Dry		70	No Sign Or Control	Roundabout	Curve		Right Angle	On Cway	11:Intr: Thru - Thru	Colliding		W - BEE LIAR DR	E - BEE LIAR DR	Straight Ahead: Not Out Of Control				
10300 07	Spearwood Av	6.74	L	6.74	BEELIAR DR (070591)	30/10/2021	Saturday	1115	PDO Major	20215 09384	Intersection	Daylight	Dry		70	No Sign Or Control	Roundabout	Curve		Right Angle	On Cway	11:Intr: Thru - Thru	Target		S - SPE ARW OOD AV	N - SPE ARW OOD AV	Straight Ahead: Not Out Of Control				Side
Location: Spearwood Av at Beeliar Dr						Crash Description:																Vehicle Types: Other									
10300 07	Spearwood Av	6.76	L	6.76		06/05/2022	Friday	0945	PDO Major	20221 77121	Midblock	Daylight	Dry		70	Give Way Sign	Roundabout	Curve		Rear End	On Cway	31:Same Dirn: Same Lane Rear End	Colliding	Car	N	S	Straight Ahead: Not Out Of Control				
10300 07	Spearwood Av	6.76	L	6.76		06/05/2022	Friday	0945	PDO Major	20221 77121	Midblock	Daylight	Dry		70	Give Way Sign	Roundabout	Curve		Rear End	On Cway	31:Same Dirn: Same Lane Rear End	Target	Car	N	S	Straight Ahead: Not Out Of Control				Rear
Location: Spearwood Av 20m South of Beeliar Dr						Crash Description:																Vehicle Types: Car									
10300 07	Spearwood Av	6.78	L	6.78		05/05/2021	Wednesd ay	1710	PDO Minor	20211 88143	Midblock	Daylight	Dry		70	No Sign Or Control		Curve		Rear End	On Cway	31:Same Dirn: Same Lane Rear End	Colliding	Car	N	S	Lanes Merge				
10300 07	Spearwood Av	6.78	L	6.78		05/05/2021	Wednesd ay	1710	PDO Minor	20211 88143	Midblock	Daylight	Dry		70	No Sign Or Control		Curve		Rear End	On Cway	31:Same Dirn: Same Lane Rear End	Target	Car	N	S	Straight Ahead: Not Out Of Control				Rear
Location: Spearwood Av 40m South of Beeliar Dr						Crash Description:																Vehicle Types: Car									
10300 07	Spearwood Av	6.50	R	6.50		01/03/2021	Monday	0830	PDO Minor	20210 74765	Midblock	Daylight	Wet			No Sign Or Control		Curve		Hit Object	On Left Verge After Leaving Cway	84:Off Path On Curve: Off Left Bend In Obj	Colliding	Utility	S	N	Out Of Control: Other	Kerb When Stated As Cause	Fence		
Location: Spearwood Av 241m North West of Beeliar Dr						Crash Description:																Vehicle Types: Utility									





B CONCEPT MODIFIED. ISSUED FOR REVIEW.				SH	12/03/25	CITY OF COCKBURN		TITLE	BEELIAR BEELIAR DRIVE/SPEARWOOD AVENUE PROPOSED INTERSECTION UPGRADE - INTERSECTION LAYOUT		DESIGNED SH	APPROVED	SCALE 1:500	JOB No. 3006481
A ISSUED FOR REVIEW				SH	26/12/24	9 COLEVILLE CRESCENT, SPEARWOOD WA 6163					DRAWN SH		DWG No. 3006481-606-01	SHEET No.
REV DESCRIPTION				DATE	CHECKED	PHONE: (08) 9411 3444 FAX: (08) 9347 3333					CHECKED	DESIGN MANAGER		REV B





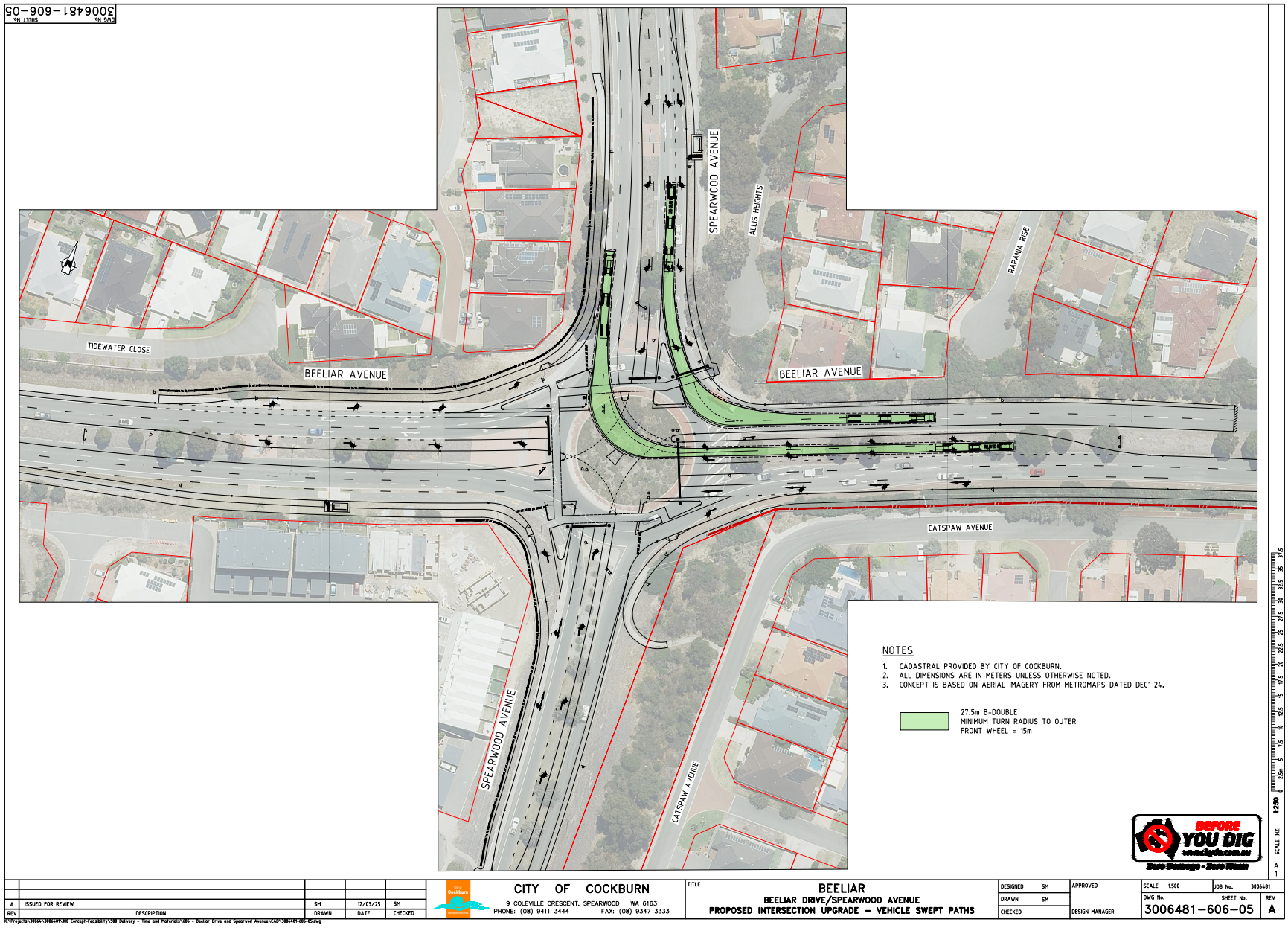




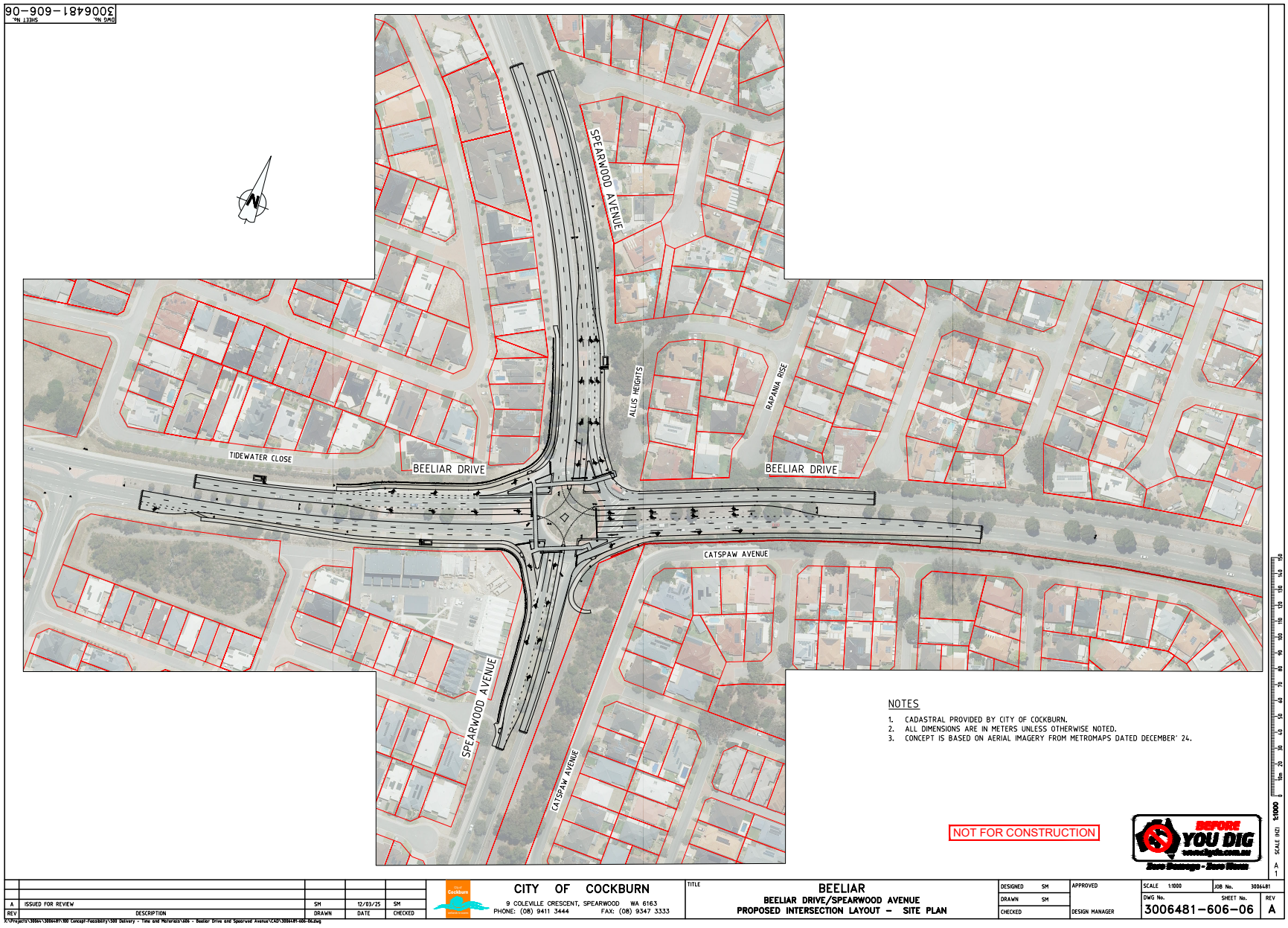
















### 14.3.2 Functionality Review - The Siding

<b>Executive</b>	Director Infrastructure Services
<b>Author</b>	Director Infrastructure Services
<b>Attachments</b>	N/A

#### Recommendation

That Council:

- (1) RECEIVES the Functionality Review for The Siding
- (2) REQUESTS the Cockburn Central Community Conversations gather specific feedback on potential enhancements to The Siding that can enhance vibrancy and functionality, with the feedback being provided through an elected member update.

#### Background

At the 14 October 2025 Ordinary Council Meeting, Council received a response to the Notice of Motion raised by Cr Stone relating to Activation of Cockburn Central Town Square “The Siding”.

Council resolved the following recommendation:

That Council:

- (1) RECEIVES the report;
- (2) REQUESTS the Chief Executive Officer to undertake an urgent functionality review of The Siding to identify low-cost, high-impact improvements to the usability of the space, including but not limited to shade, seating, layout, lighting, and greening, and to implement these improvements within the existing Budget, and bring a report to Council on the outcome by February 2026;
- (3) REQUESTS the Chief Executive Officer to seek Ministerial approval to enable trading activity within The Siding at Cockburn Central and, if approved, request a report to Council outlining an Expression of Interest process for operators;
- (4) NOTES the review of section 6.18 of the City’s Consolidated Local Law 2000 in relation to the one-kilometre setback requirement for trading near existing businesses (with a view to introducing reasonable exemptions that would enable temporary coffee vans, ice-cream trucks, and other small-scale pop-up vendors to operate in community spaces for the purpose of local activation) will be considered as part of the Local Laws Review Report schedule for presentation at the next Governance Committee.

This report responds to section (2) of the recommendation.

Note: Selection (3) the City has made an application to the State to change the use of this reserve and recently received a response advising limited commercial use is allowable, provided the reserve’s purpose is retained and /or not severely hampered.

More information on this change will be provided to Council as updates become available.

Note: Section (4) of the recommendation has been closed out, as the matter was considered at the 18 November 2025 Governance Committee Meeting.

### Submission

N/A

### Report

Following Council's resolution, City officers inspected The Siding on 21 October 2025 to identify low cost works which could be undertaken within the current budget allocation.

The following works were identified:

- High pressure clean paving
- Lighting – check all working and potential globe changes to LED
- Bin Surrounds – clean and re-stain
- Mulch – garden beds and tree surrounds
- Paving - repair uneven trip hazards
- Green slated seating – clean in the spaces of the seating
- Seating – locate the spare lounge seats in storage to areas in the Siding.

The following works had been completed as at 13 January 2026

- High pressure cleaning









- Bin Surrounds



- Mulching



- Paving repairs




- Green slated seats cleaned





- Arrival



#### Future works

- Lighting - replacement lamps to be installed February
- Seating to be installed January

#### Community Conversations

There have been two Community Conversations held at Cockburn Central, in line with the Corporate Business Plan 2025/26 project of developing a Towns Team approach to activate Cockburn Central.

The focus has been on supporting the group to understand and participate in the Towns Team approach and to trial activation activities.

The last Conversation held in January had 18 attendees and feedback was on the current infrastructure and smaller scale enhancements, such as installing dog waste bins and more greenery: with other broader issues such as parking, safety, wayfinding, and construction management also taking focus.

Given The Siding Functional review was within the scope of low-cost improvements and existing budget, there is a recommendation for consideration of whether Council want to seek feedback on functional and structural changes that could more significantly transform The Siding, acknowledging this may require additional budget.

**Strategic Plans/Policy Implications**Our Environment

Valuing natural assets, building climate resilience and using resources sustainably. •  
Protect and enhance our natural areas and streetscapes.

Our Community

A diverse, active, and connected community that feels safe and has access to local services.

- Promote and support active, healthy lifestyles through recreation and wellness.

**Budget/Financial Implications**

All works have been accommodated under operational or renewal budgets

**Legal Implications**

N/A

**Community Consultation**

N/A

**Risk Management Implications**

There is a low level of operational risk in receiving the report, as the works ensure the functionality of the park are sustained.

There is a low level of financial risk as the maintenance works form part of the annual operational budget allocated to The Siding and the lights form part of the asset renewal program.

**Advice to Proponent(s)/Submitters**

N/A

**Implications of Section 3.18(3) *Local Government Act 1995***

Nil

**14.3.3 RFT36/2025 - Educting/Cleaning Services - Gully and Access Pits**

<b>Executive</b>	Director Infrastructure Services
<b>Author</b>	Service Lead Civil Works
<b>Attachments</b>	<ol style="list-style-type: none"> <li>1. Confidential Attachment 1 - Evaluation Scores <b>(Confidential)</b></li> <li>2. Confidential Attachment 2 - Schedule of Rates <b>(Confidential)</b></li> </ol>

**RECOMMENDATION**

That Council:

ACCEPTS the tender submitted for RFT36/2025 - Educting/Cleaning Services – Gully and Access Pits, received from DFS Industrial and Environmental Services Pty Ltd T/as Drainflow Services, as the most advantageous for an estimated contract value of \$3,728,720 Ex GST,

The tender is based on the Schedule of Rates detailed in Confidential Attachment 2, applicable for a contract term of three (3) years, which may increase subject to CPI and approved Council operational and project budgets each financial year.

The tender includes discretionary options to extend the contract term for one (1) year and subsequently up to and additional twelve (12) months, to a maximum of five (5) years, exercisable under Delegated Authority and subject to CPI and approved Council operational and project budget each financial year.

**Background**

The City of Cockburn sought the services of a suitably qualified and experienced service provider to undertake the educting and cleaning of gully pits, access pits, and gross pollutant traps, as well as to assist with the road sweeping program at various locations throughout the City.

Prospective tenderers involved in controlled or liquid waste disposal were required to hold a current Department of Water and Environmental Regulation (DWER) Controlled Waste Carrier licence for their business, drivers, and vehicles.

The scope of required services encompasses both scheduled and unscheduled activities, including inspection, programming, comprehensive reporting (including defect reporting), as well as the educting and cleaning of gully pits, access pits, associated pipework, and gross pollutant traps.

Repair works are excluded from this contract. Road sweeping is not part of the standard scope of works. However, the tender provides that the Contractor may be requested to provide road sweeping services as an optional item if required by the City.

The City has 24,115 drainage pits with subdivision developments increasing the number of pits each year. Industry practice to maintain effective drainage systems requires these pits are cleaned biannually to minimise flooding and blockages. With additional treatments for Bubble Up pits and Gross Pollutant traps. The cleaning of drainage pits stops sand and debris entering the pipes and mitigates blockages so that the pipes maintain their primary function and the hydraulics required to drain the water during rain events.

Planned maintenance is key to managing a drainage network. The risk of failure to maintain the drainage system can cause flooding, sink holes and damage the City's reputation as well as increased insurance claims. With 562km of pipes the risk of failure to maintain significantly increases the reactive investigation and cleaning costs.

The proposed Contract will be in place for a period of three (3) years from the date of award; with City instigated options to extend the period for one (1) subsequent year and up to an additional twelve (12) months after that, to a maximum of five (5) years.

Tender Number RFT36/2025 - Educting/Cleaning Services – Gully and Access Pits, was advertised on Wednesday, 12 November 2025 in the Local Government Tenders section of "The West Australian" newspaper. It was also displayed on the City's website and e-Tendering platform between Wednesday, 12 November 2025 and 2:00pm (AWST) Thursday, 27 November 2025.

### Submission

Tenders closed at 2:00pm (AWST) Thursday, 27 November 2025 and three (3) tender submissions were received from:

Tenderer's Name	Registered Business Name
Aaro Group	Aaro Group Pty Ltd
Drainflow Services	DFS Industrial & Environmental Services Pty Ltd
Precision Pipe Technologies	The Trustee for The Sharkey Family Trust

### Report

#### Compliant Criteria

The following criteria were used to determine whether the submissions received were compliant:

Compliance Criteria	
(a)	Compliance with the Request Document
(b)	Compliance with the Conditions of Responding and Tendering
(c)	Compliance with the General Conditions of Contract
(d)	Compliance with and completion of the Price Schedule in the format provided
(e)	Completion of Qualitative Criteria
(f)	Compliance with ACCC Requirements and completion of Certificate of Warranty.

Compliance Tenderers

Three (3) submissions were received, and compliance checks were conducted by Procurement and Contract Services.

One submission was rejected as non-compliant with the Conditions of Responding and Tendering, under Delegated Authority (1.2.18 Accepting and Rejecting Tenders). The remaining two (2) compliant submissions were released for evaluation.

Evaluation Criteria

Evaluation Criteria	Weighting Percentage
Demonstrated Experience	10%
Tenderer's Resources	20%
Methodology	10%
Sustainability	10%
Local/Regional	10%
Tendered Price	40%
<b>TOTAL</b>	<b>100%</b>

Tender Intent/Requirements

The City is seeking a service provider to undertake the educting and cleaning of gully pits, access pits, and gross pollutant traps, as well as to assist with the road sweeping program.

The scope of required services encompasses both scheduled and unscheduled activities, including inspection, programming, comprehensive reporting (including defect reporting), as well as the educting and cleaning of gully pits, access pits, associated pipework, and gross pollutant traps.

Repair works are excluded from this contract.

Evaluation Panel

Tender submissions were evaluated by the following:

Name	Position
Colin Macmillan (Chair)	Service Lead Civil Infrastructure
Dan Arndt	Director Sustainable Development and Safety
Ray Barnett	Roads Supervisor
Sav Bavan	Civil Infrastructure Operations Coordinator
William Wu	Senior Community Safety
Janelle Keene (Local / Regional)	Service Specialist - Tenders and Contracts
Probity Role:	
Stephen White – Tenders and Contracts Advisor	

Scoring Table – Combined Totals

Tenderer's Name	Percentage Score		
	Non-Cost Evaluation	Cost Evaluation	Total
	60%	40%	100%
<b>Drainflow Services**</b>	<b>32.10%</b>	<b>40.00%</b>	<b>72.10%</b>
AARO Group	38.98%	19.77%	58.75%

\*\* Recommended Submission

*Evaluation Criteria Assessment*Demonstrated Experience

AARO Group demonstrated strong experience, provided detailed organisation information and detailed relevant projects that delivered value-added services to local governments; they were more project related to pipe relining rather than services aligning with the scope of works requested by the City.

Drainflow Services provided satisfactory responses, though these contained limited detail regarding company size, organisational structure, and specific project information. Drainflow Services maintains multiple contracts with local government entities for similar service types.

Tenderers Resources

AARO Group provided a structured response with clear details on current commitments, nominated staff, subcontractors, and a basic contingency plan, supported by satisfactory plant and equipment list. It was noted they demonstrated reliance on subcontractors.

Drainflow Services demonstrated significant resource capacity with a large fleet and multiple contracts.

Methodology

AARO Group provided a detailed methodology covering cleaning processes, quality control, traffic and pedestrian management, and emergency response, including a 24/7 contact system and two-hour response time, though some evaluators noted minor gaps in traffic management details.

Drainflow Services outlined its approach with descriptions of equipment and processes, emergency availability, and resource capacity. Overall, AARO Group scored higher for clarity and comprehensiveness, while DFS demonstrated capability.

Sustainability

Both tenderers demonstrated sustainability initiatives, each with differing focus. AARO Group emphasised operational practices such as water recycling, reuse of flushed water, use of sustainable products, and investment in renewable energy (175 solar panels, EV fleet), supported by ISO 14001 certification. Additionally, AARO Group outlined social procurement strategies through Indigenous employment and



partnerships with Aboriginal businesses, together with a comprehensive diversity and inclusion policy.

Drainflow Services highlighted environmental innovation with its Hydro Wash facility achieving a 91.73% recovery rate, circular economy practices, composting, and biodiversity protection, also backed by ISO 14001 certification.

#### Local and Regional

AARO demonstrated a strong local presence with its Kwinana Beach location, employment of local staff, engagement with local suppliers, and commitment to offering traineeships and apprenticeships, directly contributing to the regional economy.

In contrast, Drainflow Services operates from Malaga and referenced adherence to WA's Buy Local Policy and provided limited evidence of direct local economic impact within the City boundaries or South West Metropolitan region.

#### Tender Summation

The evaluation panel recommends that Council accept the submission from DFS Industrial & Environmental Services Pty Ltd T/as Drainflow Services as being the most advantageous tenderer to deliver the requirement of RFT36/2025 - Educting / Cleaning Services – Gully and Access Pits.

Drainflow Services achieved the highest overall score due to its competitive pricing and strict adherence to specified requirements. Reference checks were successfully completed with positive feedback, and the company also passed an externally conducted Financial Risk Assessment.

The recommendation is based on:

- Well demonstrated experience in performing similar work for other local governments;
- A range of personnel that have experience in managing the works associated with the requirements of the contract;
- Having the required resources and contingency measures to undertake the works;

The best overall value for money that provides the most advantageous outcome for the City in performing the works.

### **Strategic Plans/Policy Implications**

#### Our Environment

Valuing natural assets, building climate resilience and using resources sustainably. • Protect and enhance our natural areas and streetscapes.

#### Our Governance

Transparent leadership that listens, communicates openly and plans for a sustainable future.

- Strive for financial sustainability and operational excellence.

**Budget/Financial Implications**

The estimated contract value is \$3,728,720 (ex GST) over a three year period. This estimate is based on the cleaning of 10,000 drainage pits per annum, representing an uplift of 1,000 pits per annum compared to the *Drainage Asset Management Plan 2020–2024*. As this is a schedule of rates contract, annual expenditure will continue to be governed by annual operational budgets adopted by Council, and the contract does not commit the City to any fixed number of pits per year.

Operational experience indicates that the current service level is not sufficiently prescriptive to reflect the differing maintenance needs across pit types, locations, and risk categories within the drainage network. To ensure effective and efficient asset management, a more targeted, risk-based service level framework is recommended for development as part of the upcoming Drainage Asset Management Plan review.

For the remainder of the current financial year, drainage maintenance will be delivered under a primarily reactive maintenance approach, supplemented by modest proactive educting in accordance with the currently adopted drainage maintenance budgets. While this approach is necessary to remain within existing financial constraints, it is acknowledged that it will carry an elevated risk of localised flooding, particularly during high-intensity rainfall events.

Should flooding occur, operational teams will be deployed promptly to respond to blocked drains and restore flow paths to mitigate impacts on community safety and infrastructure. This reactive approach will remain in place until revised, sustainable long-term service levels and funding allocations are established through the Drainage Asset Management Plan review and included in the review of the Long Term Financial Plan.

**Legal Implications**

N/A

**Community Consultation**

N/A

**Risk Management Implications**

Failure to award and implement this contract will result in the City being unable to maintain its drainage network in accordance with industry best practice. The key risks include:

- Increased Flooding and Blockages: Without scheduled cleaning, sand and debris will accumulate in pits and pipes, reducing hydraulic capacity and increasing the likelihood of flooding during rain events.
- Infrastructure Damage: Blockages can lead to pipe failures, sinkholes, and costly emergency repairs.

- Escalating Reactive Costs: Lack of planned maintenance will significantly increase reactive investigation and cleaning costs, which are typically higher than scheduled works.
- Reputational Damage: Flooding and infrastructure failures can negatively impact community confidence and the City's reputation.
- Insurance and Liability Exposure: Increased risk of property damage and personal injury claims, leading to higher insurance costs and potential legal liabilities.
- Environmental Impact: Unmaintained gross pollutant traps may allow pollutants to enter waterways, breaching environmental obligations.

**Advice to Proponent(s)/Submitters**

The Proponent(s) and those who lodged a submission on the proposal have been advised that this matter is to be considered at the 10 February 2026 Ordinary Council Meeting.

**Implications of Section 3.18(3) Local Government Act 1995**

Nil

## 14.4 Community and Place

### 14.4.1 Aboriginal Cultural and Visitors Centre Update

<b>Executive</b>	Director Community and Place
<b>Author</b>	Director Community and Place
<b>Attachments</b>	1. Aboriginal Cultural Visitors Centre Site Plan <a href="#">↓</a> 2. Aboriginal Cultural Visitors Centre Floor Plan <a href="#">↓</a>

#### Recommendation

That Council:



- (1) NOTES the completion of the Aboriginal Cultural and Visitors Centre detailed design as evidenced through the attachments;
- (2) ENDORSES continued advocacy for the Aboriginal Cultural and Visitors Centre from State and Federal Government and/or external organisations including Prescribed Body Corporates, with biannual updates to Elected Members on advocacy progress;
- (3) ENDORSES discussion with the Aboriginal Reference Group whilst this advocacy continues, on opportunities for use of existing community assets for Aboriginal cultural outcomes, that can be incorporated in the 2026 Reconciliation Action Plan being developed; and
- (4) APPROVES \$20,000 budget for working with the Aboriginal Reference Group on design and cost options for enabling effective use of existing spaces.

#### Background

The City of Cockburn has a demonstrated leadership commitment to Aboriginal and Torres Strait Islander and diverse cultures, which has been consolidated through multiple Reconciliation Action Plans (RAPs), since the City became the first metropolitan area local government to have a RAP in 2011. A new RAP is a key deliverable in the current Corporate Business Plan 2025-2029.

The new Strategic Community Plan 2025-2035 endorsed by Council has a key objective to celebrate and recognise Aboriginal and Torres Strait Islander and diverse cultures. The completion of the Aboriginal Cultural and Visitors Centre (ACVC) concept and design stage, along with funding advocacy for the ACVC has been a priority project reflected in the RAP and Corporate Business Plan documents.

The current Corporate Business Plan includes the following action:

Project/Activity		Milestones for 2025-26				2026-27	2027-28	2028-29
		Q1	Q2	Q3	Q4			
3C.02 	Aboriginal Cultural and Visitors Centre (Advocacy Funding)	Continue advocacy	Continue advocacy	Review advocacy funding commitments by Council	TBD			
Advocacy Funding The City will continue to raise the proposed ACVC project with relevant stakeholders and seek funding through suitable grant and philanthropic opportunities.								

At the 25 July 2024 Special Council Meeting, Council adopted the 2024/2025 Budget inclusive of ACVC budget provision, with the following Council resolution:

1. Expenditure to finalise the detail design to be capped at \$250,000.
2. The completed detail design updated Pre-Tender Assessment, and proposed funding model to be presented to a future Council meeting for adoption (including outcomes from the City's advocacy for further external funding).
3. Access to the remaining budget provision of \$2,000,000 for construction commencement will be subject to Council adoption of the detail design, updated Pre-Tender Assessment, and proposed funding model including either state, federal and/or business institutions.

Advocacy for corporate sector, State and Federal Government funding has been a consistent message through the 10 December 2021 Council resolution endorsing the Concept Plan and reiterated through the above 25 July 2024 resolution.

## Submission

N/A

## Report

### Design documentation

During the 2024/2025 financial year the ACVC design was finalised within the determined Council Budget. The site plan and floor plan from the detail design documentation is attached (refer Attachment 1). The pre-tender estimate was completed in August 2025 with escalation assumed to February 2026, and determined at \$18.1M.

### Advocacy outcomes

Since 2021, the ACVC project has been a priority advocacy project, receiving considerable attention and internal resources to advance messaging and engage through contacts in the philanthropic environment.

The City has facilitated meetings with key stakeholders over this time, including meetings with Minister(s) and senior staff in relevant State and Federal ministries, local Members of Parliament and election candidates.

The City has also made grant applications for the Thriving Suburbs Fund and Housing Support Program Community Empowering Infrastructure programs, unfortunately neither of which were successful.

As part of the City's Advocacy Program, the City hosted target sponsors at Business News breakfasts and provided collateral and follow-up emails.

Furthermore, the City has approached over 40 target organisations in the Cockburn and surrounding regions.

There has been some interest in funding specific community program delivery in the short-term, but no capital investment.

The lack of capital investment had stalled the draw-down of a \$1.5 million grant from Lotterywest COVID recovery funding awarded in 2021. This grant was effectively closed out as the pre-requisite construction milestones had not been achieved by the 2025 deadline.

To support the advocacy requests the City developed and launched a community campaign at [www.cockburn.wa.gov.au/acvc](http://www.cockburn.wa.gov.au/acvc) in collaboration with the Aboriginal Reference Group. This has been well received by the community and aims to highlight the importance of local cultural connection.

#### Next Steps

Following completion of the design stage, advocacy can continue with a strengthened message that the detailed design plans are now complete. The advocacy is also to include discussions with Prescribed Body Corporates, which have been established through the Native Title Act 1993 (Cth).

Advocacy outcomes will be updated to Elected Members every six months.

Whilst the ACVC represents a significant future community space, it is recognised there are a number of available spaces within City owned community assets that could facilitate RAP outcomes.

It is proposed that these opportunities are progressed through future direction from the Aboriginal Reference Group. This enables ongoing cultural leadership from the City whilst advocacy for the ACVC continues.

All initial funding allocation is requested to facilitate discussions with the Aboriginal Reference Group on potential use and design of existing assets, which will enable Reconciliation Action Plan outcomes to be explored.

Utilisation of interim spaces may also assist in strengthening future funding applications for the ACVC, by providing measurable data on community engagement, impact and need on progressing the specific goals of the ACVC project which encompasses:

1. **Culturally Safe Space:** Provide a welcoming environment for Aboriginal people to connect with language, culture, and heritage.
2. **Authentic Experience:** Showcase the richness of Nyungar culture through art, storytelling, and language.

3. **Community Connection:** Facilitate events that bring people together, promote respect, and break down stereotypes.
4. **Economic Benefits:** Create jobs and opportunities for Aboriginal people, support local businesses, and boost the local economy.
5. **Reconciliation:** Foster understanding between Aboriginal and non-Aboriginal people, acknowledge past injustices, and build a harmonious future.

Creating a designated space within our existing buildings that could focus on these goals will demonstrate the importance of the ACVC Project and create progress in building the community connections and relationships to achieve these goals.

### **Strategic Plans/Policy Implications**

#### Our Economy

Attracting investment, supporting business and visitor growth and boosting local jobs through vibrant hubs.

- Empower and support local businesses.

Facilitate vibrant, connected commercial hubs and visitor experiences.

#### Our Community

A diverse, active, and connected community that feels safe and has access to local services.

- Celebrate and recognise Aboriginal and Torres Strait Islander and diverse cultures.

Foster connected, accessible communities and services.

#### Our Governance

Transparent leadership that listens, communicates openly and plans for a sustainable future.

- Strengthen engagement, communication and enhance customer experience.

### **Budget/Financial Implications**

N/A

### **Legal Implications**

N/A

### **Community Consultation**

This project has involved extensive engagement and consultation through the various stages of concept and design.

**Risk Management Implications**

The risk in relation to achieving funding for the ACVC through advocacy continues to be a significant challenge. Having completed the investment in the detail design strengthens the ability to advocate for funding support. Further engagement with the Aboriginal Reference Group on strengthening use of City sites to achieve RAP objectives will also add evidence of community need and benefit for an ACVC facility.

**Advice to Proponent(s)/Submitters**

N/A


**Implications of Section 3.18(3) Local Government Act 1995**

Nil








VIEW FROM PROGRESS DRIVE

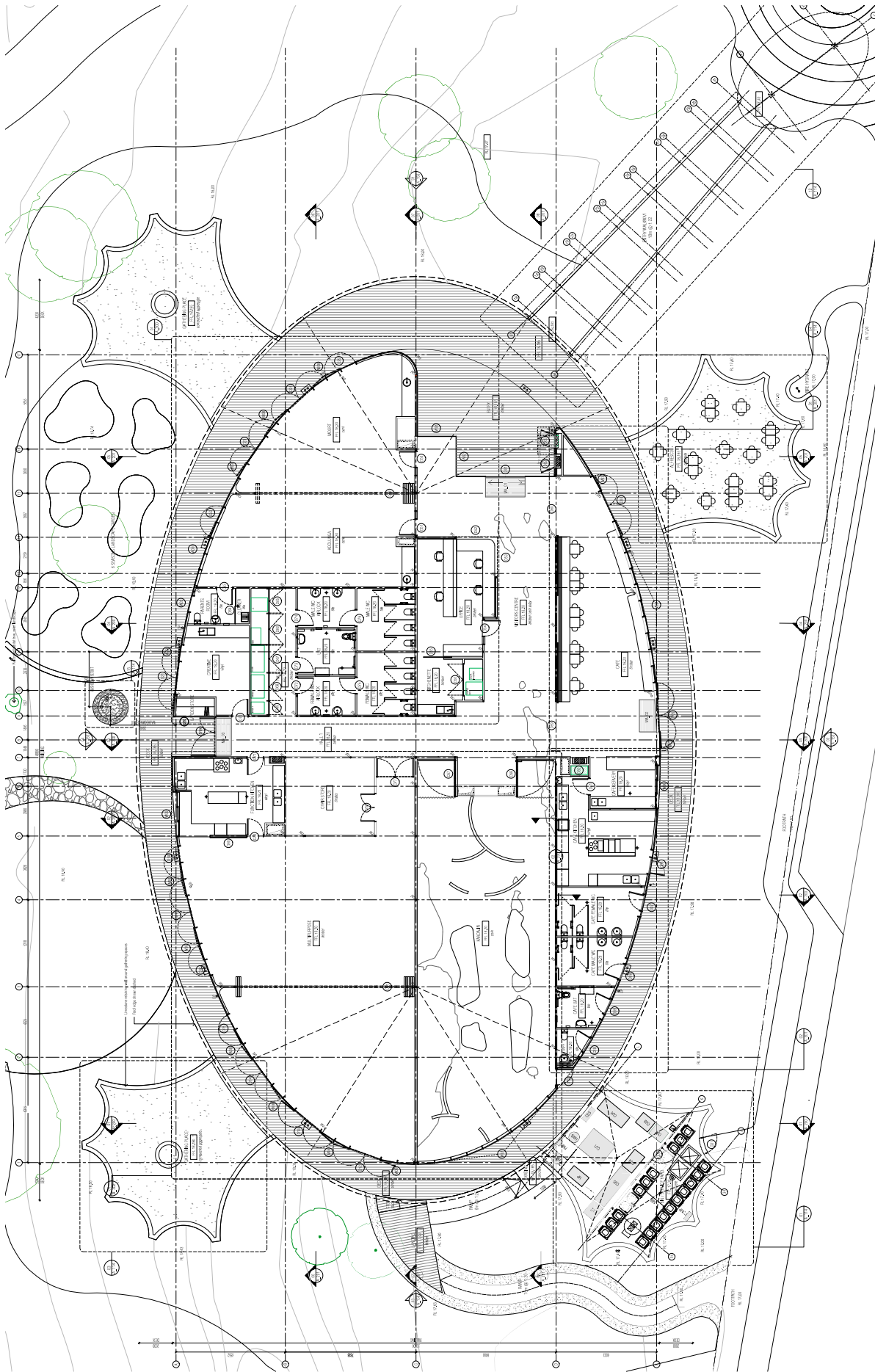




NORTH EAST VIEW



**SITE LOCATION PLAN 1:2000**

revision	date	<p>Use figured dimensions at all times. Do not scale or measure off drawings. All dimensions and levels to be checked on site by the contractor. The contractor shall be responsible for obtaining all necessary permits and approvals from the appropriate authorities. The contractor shall be responsible for obtaining all necessary permits and approvals from the appropriate authorities.</p> <p>The design remains the copyright of Olus. Woods and cannot be reproduced without prior approval.</p>	<p>"NO UNAUTHORIZED ACCESS OR WORKS ARE TO OCCUR WITHIN TREE PROTECTION ZONE (TPZ) AREA WITHOUT PRIOR WRITTEN PERMISSION FROM THE PROJECT ARCHITECT. ANY VIOLATION OF THIS POLICY WILL BE CONSIDERED A BREACH OF CONTRACT AND SUBJECT TO LITIGATION. HAND LINES ONLY WITHIN TPZ AREA. REFER TO THE PROJECT ARCHITECTS' ARCHITECTURAL PROTECTION REQUIREMENTS."</p>				<p>Cockburn Aboriginal Cultural and Visitor Center</p>	PROJECT NO:	DATE:	COVER PAGE	
								PROJECT NAME:	OW 214	1: 2000 (A1)	17.06.25
			1031 Palawham Street Ferndale WA 6105			ISSUED FOR TENDER			16.05.2021	16.05.2021	A_000



## 14.5 Office of the CEO

### 14.5.1 Election Commitments

<b>Executive</b>	Chief Executive Officer
<b>Author</b>	Principal Advocacy and Public Policy
<b>Attachments</b>	1. Anticipated Incoming Funds 2025 Election(s) <a href="#">↓</a>

#### Recommendation

That Council:

- (1) AUTHORISES the Chief Executive Officer to:
  1. negotiate and execute all associated funding agreements relating to the commitments as detailed in Attachment 1,
  2. negotiate and execute other related agreements as required;
- (2) NOTES the agreements for the Wally Hagan Basketball Facility and Prinsep Park projects are required to secure funding, and these projects will be presented at a future meeting of Council for decision; and
- (3) NOTES the budget amendments for the Mid-Year Budget Review will include grant revenue, corresponding project expenses, and a Municipal Fund contribution to cover the City's design and feasibility planning costs.

#### Background

Following recent State and Federal Elections, the City of Cockburn is a recipient of multiple funding commitments supporting community, sporting, infrastructure, and safety initiatives.

City officers worked in conjunction with election candidates for over 12-months ahead of the election to make recommendations for funding to support projects already identified for outyears funding from the Municipal Budget or small projects that have significant impact to clubs and community groups.

Each commitment requires a formal funding agreement between the City and the respective State or Federal agency prior to the release of funds.

To ensure the timely delivery of these projects and avoid delays in commencement, Council approval is sought to authorise the Chief Executive Officer (CEO) to negotiate and execute these agreements once received.

The City has not received correspondence on all of the listed projects and anticipate that some funding will be directly allocated to the relevant lessee or sports groups.

In such instances, the City will support the groups to achieve the agreed outcomes. In previous years the City has also been the recipient of funding where the original intended recipient or community group has been unable to meet the criteria to facilitate a project – typically involving City managed land or assets. This report provides for that instance as recommendation 1.2.

**Strategic Plans/Policy Implications**Our Economy

Attracting investment, supporting business and visitor growth and boosting local jobs through vibrant hubs.

- Facilitate economic growth and employment opportunities.
- Facilitate vibrant, connected commercial hubs and visitor experiences.

Our Environment

Valuing natural assets, building climate resilience and using resources sustainably.

- Protect and enhance our natural areas and streetscapes.

Our Community

A diverse, active, and connected community that feels safe and has access to local services.

- Strengthen and facilitate a safe and secure Cockburn.
- Promote and support active, healthy lifestyles through recreation and wellness.

Our Places

Enhancing distinctive, liveable areas with well-connected, safe transport options.

- Strengthen unique, liveable and adaptive places.

Our Governance

Transparent leadership that listens, communicates openly and plans for a sustainable future.

- Facilitate transparent and accountable governance for today and tomorrow.
- Champion strategic partnerships and stakeholder collaboration.

**Budget/Financial Implications**

The City will have extra upfront expenses beyond the grant, such as preparing design plans for these projects. These costs must be covered by Municipal Funds since they are not included in any funding agreement.

In some cases, however, these grants may provide advantageous outcomes to the City that may have otherwise been funded upfront by the City. Consideration to the asset management implications of projects also needs to be considered.

The scope of listed projects will be negotiated to require that there is no additional or unplanned spending as a result of the grants, with the possible exception of \$20 million for Wally Hagan redevelopment and \$8 million for Prinsep Park. Both of these projects are subject to a future Council decision; however the City is required to enter into a grant contract in order to secure the funding.

**Legal Implications**

Each contract will be reviewed by the City's legal team. The awarding of works shall be in compliance with the City's Procurement Policy.

**Community Consultation**

There has been no community consultation on the election commitments. Projects requiring engagement will be scoped and delivered by the City of Cockburn in alignment with the City's Engagement Policy.

**Risk Management Implications**

There is a financial risk for the City in not accepting the grant funding, which coincides with the reputational risk posed by the same action.

If the City does not enter into an agreement, it may create an unfavourable relationship with local MPs, the State Government and the community groups who are expecting the projects to be delivered.

Projects may be impacted by delays in contract execution and procurement of available contractors. This will be communicated to stakeholders as necessary.

Jurisdictional and ownership agreements may be required during negotiations – for example the installation of CCTV on Main Roads infrastructure is complex and may require further amendments to the scope in order to remain within budget.

Project scope and cost escalations are also identified risks for consideration. These will be included in the contract, however any costs over the contracted scope and committed funding, including employee costs, will need to be borne by the City of Cockburn.

**Advice to Proponent(s)/Submitters**

N/A

**Implications of Section 3.18(3) Local Government Act 1995**

Nil



### Anticipated incoming funds from 2025 election commitments

ID	Project Location	Project Details / Scope	Allocated	Funding Commitment
1	Fremantle Cockburn Hockey Club, Bibra Lake	New goal posts at Lakelands Hockey and Sports Facility	Direct	\$24,000
2	Murdoch Drive (between Hope and Peterborough)	CCTV installation in pedestrian underpass	City	\$75,000
3	Spanish Club WA, Bibra Lake	Facilities and equipment upgrades	TBC	\$100,000
4	Anning Park, Bibra Lake	LED lighting installation	City	\$100,000
5	Tempest Oval, Coolbellup	Install floodlights (CSRFF and CNLP programs)	City	\$164,472
6	WA Wildlife Hospital, Bibra Lake	Upgrades and installation of extra shade sails	Direct	\$33,000
7	Frankland Park, Hammond Park	New team shelters and equipment for Braves Baseball Club	TBC	\$8,500
8	Cockburn SES	Equipment purchase	City	\$20,000
9	South Coogee Bushfire Brigade	Upgrades and equipment	City	\$20,000
10	Nicholson Reserve, Yangebup	Upgrade long jump runway and throwing circles for Yangebup Lakes Little Athletics Club	City	\$20,000
11	Botany Park, Hammond Park	Upgrade long jump runway and throwing circles for Jandakot Flyers Little Athletics Club	City	\$20,000
12	Botany Park, Hammond Park	New football goal posts and netting for Hammond Park Football Club	City	\$30,000
13	Hammond Park Catholic Primary School	Children's crossing at Woodrow Avenue	City	\$40,000
14	Perena Rocchi & Milgun Reserves	Improved lighting	City	\$70,000
15	City-wide	Two co-branded mobile CCTV cameras	City	\$90,000
16	Success Netball Courts	Court lighting upgrades	City	\$100,000
17	Verge side near Beeliar Village Shopping Centre	Installation of CCTV at Beeliar Drive / Durnin Avenue near shopping precinct	City	\$100,000
18	Beeliar Oval	Sports infrastructure for Beeliar Spirit AFC and Phoenix Junior Cricket (Patio)	City	\$120,000
19	Port Coogee	New CCTV cameras at Omeo Wreck toilet block, Napoleon Parade, and Peninsular Park	City	\$200,000
20	Gage Park, North Coogee	Installation of play equipment for older children	City	\$50,000
21	Jandakot Bushfire Brigade	Equipment and resources	City	\$20,000
22	Treeby Reserve	Clubhouse upgrades for Fremantle Roosters Rugby Club	TBC	\$30,000
23	Armada Road pedestrian Underpass (Treeby/Atwell)	CCTV installation	TBC	\$75,000
24	Harvest Lakes Community Centre, Atwell	Facility upgrades	City	\$100,000
25	Atwell Community Centre	Kitchen upgrades	City	\$100,000
26	Treeby	Mobile CCTV unit for Treeby area	City	\$125,000
27	Atwell Reserve Multisport Pavilion	Facility upgrades and women's changerooms for Jandakot Jets JFC, Jandakot Senior FC, and cricket clubs	City	\$2,600,000
<b>Projects requiring further Council decisions</b>				
28	Prinsep Park, Jandakot	New sporting and mixed-use facilities	City	\$8,000,000
29	Wally Hagan Stadium, Hamilton Hill	Major redevelopment of community sport and recreation facility	City	\$20,000,000
<b>2025 Federal Election Commitments</b>				
30	Federal electorate of Fremantle	6x Cockitrough bird watering stations	City	\$90,000

**14.5.2 Change of Meeting Date - Special Meeting of Council to Adopt Budget**

<b>Executive</b>	Chief Executive Officer
<b>Author</b>	Service Lead Governance and Council Support
<b>Attachments</b>	N/A

**Recommendation**

That Council:

- (1) VACATES the 23 June 2026 Special Meeting of Council to deal with the adoption of the 2026/2027 Budget;
- (2) CALLS a Special Meeting of Council for 6pm on the 30 June 2026 to deal with the adoption of the 2026/2027 Budget; and
- (3) GIVES notice of the change of date for 2026 Special Meeting of Council to deal with the adoption of the 2026/2027 Budget.

**Background**

Council endorsed the 2026 Calendar Meeting Schedule at the 2 September 2025 Ordinary Council Meeting, which included a Special Meeting of Council on Tuesday, 23 June to deal with the adoption of the 2026/2027 Budget.

Subsequent to this, Australian Local Government Association (ALGA) announced that the 2026 National General Assembly (NGA) is to be held between 24-27 June in Canberra. Historically, the Chief Executive Officer (CEO), the Mayor and other Councillors attend the NGA.

This report presents a proposal to Council to reschedule the Special Meeting of Council dealing with the 2026/2027 Budget, so it does not clash the ALGA National General Assembly.

**Submission**

N/A

**Report**

As the adoption of the Budget is a key Council decision, the Mayor and CEO consider it appropriate to move the Special Meeting of Council so as not to clash with the 2026 ALGA National General Assembly.

The CEO reviewed the Meeting Schedule for June/July to identify potential dates for a rescheduled Special Council Meeting. The following dates were identified as potential options:

- Thursday 18 June; and
- Tuesday 30 June – noting a Briefing Forum is currently scheduled for this date. This Briefing Forum would be rescheduled to the 23 June (the current date of the Special Council Meeting).

Both dates were reviewed by the City's finance team, who indicated a preference for the 30 June to allow sufficient time for the City to advertise its rates strategy and prepare the 2026/2027 Budget.

The City recommends Council move the Special Meeting of Council to the 30 June 2026.

**Strategic Plans/Policy Implications**Our Governance

Transparent leadership that listens, communicates openly and plans for a sustainable future.

Facilitate transparent and accountable governance for today and tomorrow.

**Budget/Financial Implications**

There are no direct financial implications from rescheduling the Special Meeting dealing with the 2026/2027 Budget.

**Legal Implications**

Changing the date of a Council Meeting is permissible under the Local Government Act 1995 and associated regulations, provided that appropriate notice of the new meeting is given.

**Community Consultation**

The City will give notice of the proposed change of date on its website and other appropriate communications channels.

**Risk Management Implications**

There is a low level of risk associated with adopting the officer recommendations as presented to Council.

There is a low level of "reputational" risk if Council were not to move the meeting date, as the community may perceive holding the Special Council Meeting dealing with the 2026/2027 Budget, without the CEO and Mayor present, as not good governance.

Further, while unlikely, there is also an increased risk of not achieving a Quorum at the Meeting, depending on how many Elected Members attend the ALGA National General Assembly.

**Advice to Proponent(s)/Submitters**

N/A

**Implications of Section 3.18(3) Local Government Act 1995**

Nil



### 14.5.3 Submission to the Parliamentary Inquiry into Ways to Modernise the Corruption, Crime and Misconduct Act 2003

<b>Executive</b>	Chief Executive Officer
<b>Author</b>	Courts and Legal Process Coordinator
<b>Attachments</b>	1. Submission to Parliamentary Enquiry <a href="#">↓</a>

#### Recommendation

That Council:

- (1) ENDORSES the proposed submission to the Parliamentary Inquiry into ways to modernise the Corruption, Crime and Misconduct Act 2003; and
- (2) AUTHORISES the Chief Executive Officer to submit the proposed submission to the Parliamentary Inquiry into ways to modernise the Corruption, Crime and Misconduct Act 2003.

#### Background

The *Corruption, Crime and Misconduct Act 2003* (WA) (the Act) functions as key legislation in conferring special investigative powers on the Corruption and Crime Commission. In doing so, the Act is considered an essential accountability mechanism to scrutinise the use of power in the State.

The Joint Standing Committee on the Corruption and Crime Commission (the Committee) was established to monitor and report to Parliament on the exercise of the function of the Commission.

On 4 December 2025, the Committee commenced an inquiry into ways to modernise the Act (the Inquiry). The terms of reference invite submissions into any part of the Act, but are focused on four key areas:

1. The definition of misconduct, including what should constitute serious misconduct and minor misconduct.
2. Who should be included in the definition of public officer.
3. The impact of disclosure restrictions on:
  - a) Witness welfare
  - b) A witness's ability to assist police
  - c) The ability to provide feedback to complainants.
4. Measures for ensuring robust investigations of allegations when the Corruption and Crime Commission refers matters back to government agencies and the WA Police Force.

The Inquiry is due to be tabled on 19 November 2026, with a deadline for submissions of 13 February 2026.

The City of Cockburn was invited to make a submission to the Inquiry as a government agency directly affected by the Act. A proposed submission was drafted and prepared on the basis of recommendations from both General Counsel for the City and the People Experience Service Manager.

### **Submission**

NA

### **Report**

The invitation to offer a submission to the Inquiry was viewed as an opportunity for the City of Cockburn to meaningfully comment on crucial legislation which ensures integrity and trust across the state.

The proposed submission – contained in Annexure 1 - touches on several aspects which the Committee invited comment on. This includes where clarity around specific procedures would be useful, and the specific obligations the City would be under if misconduct would be undertaken.

Additionally, the proposed submission reflects on the importance of being regularly updated so that we may adequately respond to local community concerns and enquiries.

Several proposed changes are also endorsed by the City in the proposed submission, including expanding the definition of public officials to contractors who are performing the work of a public official and allowing disclosure of restricted matters to a registered health practitioner or close relatives where it is appropriate to do so.

### **Strategic Plans/Policy Implications**

#### Our Governance

Transparent leadership that listens, communicates openly and plans for a sustainable future.

- Facilitate transparent and accountable governance for today and tomorrow. Champion strategic partnerships and stakeholder collaboration.

### **Budget/Financial Implications**

There are no significant budget implications arising from the recommendations of this report.

### **Legal Implications**

This submission will represent the City of Cockburn's input into the potential changes of the *Corruption, Crime and Misconduct Act 2003* (WA). It should be noted that our submission will not be adopted directly but will form the basis of the Committee's report on the inquiry and recommendation to Parliament for what legislative changes be made.

**Community Consultation**

NA

**Risk Management Implications**

The City is drafting an audit risk and improvement strategy to assist managing integrity risks. Effective management of the relationship with the Commission is an important aspect of risk management.

Working with Parliament to improve the Corruption, Crime and Misconduct Act will assist in this regard.

**Advice to Proponent(s)/Submitters**

N/A

**Implications of Section 3.18(3) *Local Government Act 1995***

Nil

## ANNEXURE ONE

City of Cockburn Submission to the Joint Standing Committee on the Corruption and Crime Commission,

The City of Cockburn thanks the Joint Standing Committee for the opportunity to make a submission regarding ways to modernise the *Corruption, Crime and Misconduct Act 2003*. We have structured this submission along the four key areas of particular interest that the Committee identified, with an additional section covering other comments we wish the Committee to consider.

1. The definition of misconduct, including what should constitute serious misconduct and minor misconduct.

Clarity remains an issue with regards to what constitutes serious misconduct and minor misconduct. This creates unnecessary confusion around reporting obligations, and which reporting agency (PSC or CCC) the City should be reporting suspected misconduct to. The City recommends that the Act be updated to create clearer definitions differentiating between serious and minor misconduct.

Where the CCC refers a matter to the City for investigation and response, the legislation should establish the appropriate process and the appropriate standard of evidence required for the conduct of the investigation.

Additionally, the City considers that s 4(c) of the Act should be expanded so that certain serious offences committed outside of the scope of a public officer's official capacity be captured as serious misconduct. The CCM Act is not currently clear as to whether certain alleged offences can constitute serious misconduct, regardless of whether the offences are alleged to occur in an official capacity. The City suggests creating a standard where a certain seriousness of offending is deemed to impact the proper conduct of a public officers' duties, even though it is alleged to have not occurred in the public officer's performance of their duties.

2. Who should be included in the definition of public officer

The City supports expanding the definition of public officer to include private contractors to the extent that they are involved in or performing the work of a public official. This should include:

- Labour hire employees
- Independent contractors
- Volunteers,
- Interns.

The definition should extend only to the performance of functions of the public officer, and not capture activities of the above people that do not constitute the functions of a public officer.

## ANNEXURE ONE

### 3. The impact of disclosure restrictions

The City supports allowing disclosure of restricted matters to registered health practitioners aside from exceptional circumstances. Serious misconduct matters can and do have serious impacts on the mental health of participants including complainants, the accused, investigators, principal officers and witnesses. There should be no harm from the disclosure of these matters to health practitioners who are bound by their own confidentiality obligations.

Also, the City supports the disclosure of restricted matters to close relatives and close support people in certain circumstances where this would not impact the integrity of the investigation. The City also supports allowing disclosure to organisations that provide advice and support, similar to that provided by a legal practitioner including:

- Union representatives or industry body representatives for the purpose of receiving support or advice; and
- Insurer or any contractor of the insurer for the purpose of or in connection with a claim for worker's compensation or under a management liability policy..

### 4. Measures for ensuring robust investigation of allegations when the Corruption and Crime Commission refers matters back to government agencies and the WA Police Force.

The Corruption and Crime Commission is likely aware that local communities are often aware of the subject matter of investigations. Often, serious misconduct can create a rift in the fabric of a local community. Providing feedback to the local community on the outcome of investigations can go some way to repair those rifts.

In local government, investigations will regularly result in a referral of the matter to WA Police, or another government agency such as the Department of Local Government, Industry Regulation and Safety or the WA Electoral Commission. These agencies have discretion as to how and if they investigate and take any action against a public officer alleged to have engaged in serious misconduct. Local governments are not regularly informed of the outcome of such investigations and may not be able to disclose outcomes to the community. It would be useful for the Corruption and Crime Commission to have an oversight role in the investigation and prosecution of offences that constitute misconduct by these external agencies. This would ensure that these agencies are properly exercising their prosecutorial powers where serious misconduct is involved.

<sup>1</sup> *Review of an investigation by Western Power into serious misconduct* (Report, 23 September 2020) [36]

## ANNEXURE ONE

### 5. Additional comments

The City recommends and endorses standard legislative modernisation efforts, for example updating gendered language such as 'his' or 'her' to gender neutral language.

The City supports introducing specific timelines around reporting matters to the Corruption and Crime Commission. The review of Western Power's investigation into serious misconduct by the Corruption and Crime Commission acknowledged the requirement for notifying authorities to notify the Commission in a timely fashion.<sup>1</sup> For the sake of clarity in outlining these obligations, the City would recommend statutory timelines for both notifying the Commission of an investigation ('as soon as practicable' or within 3 business days) and for reporting of findings once an investigation has concluded (within 3 months).

Finally, the City invites the Committee to provide clarity around the meaning of 'reasonable suspicion' within the Act. Certain sections of the act such as s 28 and s 45H introduces a reporting obligation on the City in respect of matters which are 'suspected on reasonable grounds' to involve misconduct.

The City takes 'suspects on reasonable grounds' as containing two elements:

- the alleged conduct, if proved would constitute serious misconduct; and
- there is evidence sufficient to create reasonable grounds for a suspicion that the conduct occurred.

It would be preferable for the legislation to codify the standard for 'suspects on reasonable grounds' so that this is clearly understood and applied

<sup>1</sup> *Review of an investigation by Western Power into serious misconduct* (Report, 23 September 2020) [36]

**14.5.4 Petitions Received - 10 December 2025 to 15 January 2026**

<b>Executive</b>	Chief Executive Officer
<b>Author</b>	Service Lead Governance and Council Support
<b>Attachments</b>	N/A

**Recommendation**

That Council:

- (1) RECEIVES the Petition;
- (2) RESOLVES that no further action be taken on the Petition, as it supports an active City project and the City's objectives for that project; and
- (3) REQUESTS the CEO to write to the lead petitioner to advise them of Council's decision and request they inform the signatories to the petition.

**Background**

At the 9 December 2025 Ordinary Meeting of Council, Council resolved, moving forward, to ensure that all petitions are presented to Council at a Council Meeting.

This report provides Council with a list of petitions received by the City from 10 December 2025 to 15 January 2026, as well as the City's recommended action in respect of each petition.

**Submission**

N/A

**Report**

One petition was received by the City between 9 December 2025 to 15 January 2026:

**1. Petition 1 - Rockingham Road – 29 unverified signatures**

The Petition reads as follows:

*"We, the undersigned, hereby support The City of Cockburn's proposed revitalisation of Rockingham Road, transforming it into a vibrant and functional corridor for everyone."*

*We support the Council's stated objectives to;*

- *implement strategic upgrades to enhance traffic flow and travel times for motorists. Specifically, the addition of roundabouts at Lancaster Street and Coleville Crescent and the reduction in lanes from 4 lanes to 2 lanes will improve access to the Sonas Child Care Centre*

- *creating a safe and inviting environment for pedestrians and cyclists including improved walkways, designated cycling lanes, and enhanced pedestrian crossing facilities*
- *revitalising the streetscape along Rockingham Road, making it more attractive and welcoming. This could involve improved landscaping, street furniture, and potentially initiatives to encourage local businesses and create a vibrant commercial precinct.*

*The reason we support the Project is;*

- *To provide easier and safer access into the Child Care Centre*
- *We support the stated council objectives above.*

In respect of this Petition, the City recommends that Council receives the Petition, and resolves that no further action be taken. This is because the Petition supports an active City project and the City's objectives for the project.

### **Strategic Plans/Policy Implications**

#### Our Governance

Transparent leadership that listens, communicates openly and plans for a sustainable future.

- Facilitate transparent and accountable governance for today and tomorrow. Strengthen engagement, communication and enhance customer experience.

### **Budget/Financial Implications**

There are no significant budget or financial implications arising from the recommendations of this report.

### **Legal Implications**

N/A

### **Community Consultation**

N/A

### **Risk Management Implications**

There is a low level of risk associated with adopting the officer recommendations as presented to Council.

### **Advice to Proponent(s)/Submitters**

Those who submitted the petition will be notified of Council's resolution in respect of their petition.

### **Implications of Section 3.18(3) Local Government Act 1995**

Nil



**15. Reports - Standing Committee**

Nil

**16. Committee Minutes**

**17. Motions of Which Previous Notice Has Been Given**

Nil

**18. Notices Of Motion Given At The Meeting For Consideration At Next Meeting**

**19. New Business of an Urgent Nature Introduced by Members or Officers**

**20. Matters to be Noted for Investigation Without Debate**

Nil

**21. Confidential Business**

**21.1 Confidential Ranger Matter**

This report and its attachments are **CONFIDENTIAL** in accordance with Section 5.23(4) (b), of the Local Government Act 1995, which permits the meeting to be closed to the public for business relating to the following:

(b) information relating to the personal affairs of an individual.

**21.2 Confidential Land Matter**

This report and its attachments are **CONFIDENTIAL** in accordance with Regulation 4A (a) of the Local Government Act 1995, which permits the meeting to be closed to the public for business relating to the following:

- (a) the price, or potential price, for the sale or purchase of property by the local government and any information relating to the price or potential price.

**22. Closure of Meeting**