



The Council of the City of Cockburn

City of Cockburn
Ordinary Council Meeting
Minutes

For Tuesday, 14 May 2024

These Minutes are subject to confirmation

Presiding Member's signature

Date: 11 June 2024

Minutes

Table of Contents

	Page
1. Declaration of Meeting.....	5
2. Appointment of Presiding Member (If required)	6
3. Disclaimer	6
4. Acknowledgement of Receipt of Written Declarations of Financial Interests and Conflict of Interest (by Presiding Member)	6
5. Apologies and Leave of Absence	7
6. Response to Previous Public Questions Taken on Notice	7
7. Written Requests for Leave of Absence.....	7
8. Public Question Time	7
9. Confirmation of Minutes.....	9
9.1 (2024/MINUTE NO 0074) Minutes of the Special Council Meeting - 21/03/2024	9
9.2 (2024/MINUTE NO 0075) Minutes of the Special Council Meeting – 26/03/2024	9
9.3 (2024/MINUTE NO 0076) Minutes of the Ordinary Council Meeting - 9/04/2024	9
10. Deputations	10
11. Business Left Over from Previous Meeting (if adjourned)	10
12. Declaration by Members who have Not Given Due Consideration to Matters Contained in the Business Paper Presented before the Meeting	10
13. Decisions Made at Electors Meeting.....	11
14. Reports - CEO (and Delegates).....	12
14.1 Planning and Sustainability.....	12
14.1.1 (2024/MINUTE NO 0077) Initiation and Final Adoption of (Basic) Amendment No.170 to Town Planning Scheme No.3 - Partial Rationalisation of Development Areas 26 and 27 (Hammond Park).....	12
14.1.2 (2024/MINUTE NO 0078) Recommendation on Final Adoption - (Standard) Amendment No.172 to Town Planning Scheme No. 3 - Partial Rationalisation of Development Area 37 (Calleya Estate Town Centre - Treeby)	63
14.1.3 (2024/MINUTE NO 0079) Banjup Traffic Study - Design and Cost Estimate.....	92
14.1.4 (2024/MINUTE NO 0080) Appointment of Contractor for Sand Nourishment at C.Y. O'Connor Beach and Port Coogee	126
14.1.5 (2024/MINUTE NO 0081) Amendment to the City of Cockburn Economic Framework Development Action Plan.....	131



14.2	Corporate and System Services	138
14.2.1	(2024/MINUTE NO 0082) Monthly Financial Report - March 2024.....	138
14.2.2	(2024/MINUTE NO 0083) Payments Made from Municipal Fund and Local Procurement Summary - March 2024	166
14.2.3	(2024/MINUTE NO 0085) Proposal for Levying Differential Rates 2024/25.....	250
14.3	Community and Place	255
14.3.1	(2024/MINUTE NO 0085) Multiple Dog Application – Property Number 55318370	255
15.	Reports-Standing Committee	258
15.1	Governance Committee Meeting – 16/04/2024.....	258
15.1.1	(2024/MINUTE NO 0086) Permission to Advertise - Draft Local Planning Policy 5.21 Temporary Events	258
15.1.2	(2024/MINUTE NO 0087) Bushfire Risk Management Plan 2023-2028 Update	266
15.1.3	(2024/MINUTE NO 0088) Review of the Sponsorship and Naming Rights on City Controlled Land and/or Buildings Policy	326
15.1.4	(2024/MINUTE NO 0089) Committees of Council	337
15.1.5	(2024/MINUTE NO 0090) Council Meeting Policy Review.....	340
15.1.6	(2024/MINUTE NO 0091) Standardised Meeting Procedures - Consultation Paper.....	346
15.1.7	(2024/MINUTE NO 0092) Council and Executive Strategy Days.....	372
15.2	Organisational Performance Committee Meeting – 16/04/2024.....	381
15.2.1	(2024/MINUTE NO 0093) Corporate Business Plan KPIs Q3 Progress Report.....	381
16.	Committee Minutes.....	390
16.1	Governance Committee Meeting – 16/04/2024.....	390
	(2024/MINUTE NO 0095) Governance Committee Meeting Minutes 16/04/2024	390
16.2	Organisational Performance Committee Meeting – 16/04/2024.....	390
	(2024MIN/UTE NO 0096) Organisational Performance Committee Meeting Minutes 16/04/2024	390
17.	Motions of Which Previous Notice Has Been Given.....	391
18.	Notices Of Motion Given At The Meeting For Consideration At Next Meeting.....	391
19.	New Business of an Urgent Nature Introduced by Members or Officers	391
20.	Matters to be Noted for Investigation, Without Debate.....	391
	(2024/MINUTE NO 0097) Meeting to Proceed Behind Closed Doors	392
21.	(2024/MINUTE NO 0098) Confidential Business	392

21.1 (2024/MINUTE NO 0098) CoSafe Service Review392

(2024/MINUTE NO 0099) Reopen Meeting to Public.....392

Organisational Performance Committee Meeting – 16 Apr 2024393

21.2 (2024/MINUTE NO 0100) CEO Key Performance Indicators (KPI)
Update.....393

22. (2024/MINUTE NO 0101) Resolution of Compliance393

23. Closure of Meeting393



Minutes

Attendance

Elected Members

Mayor L Howlett	Presiding Member
Deputy Mayor C Stone	Central Ward
Cr P Eva	Central Ward
Cr T Widenbar	Central Ward
Cr T Dewan	East Ward
Cr C Reeve-Fowkes	East Ward (eMeeting)
Cr C Zhang	East Ward
Cr K Allen	West Ward
Cr P Corke	West Ward
Cr M Separovich	West Ward

Staff

Mr D Simms	Chief Executive Officer
Mr D Arndt	Director Planning and Sustainability
Mr A Lees	A/Director Community and Place
Mr M Foley	A/Director Infrastructure Services
Mr N Mauricio	A/Director Corporate and System Services
Ms M Todd	Manager Legal and Compliance
Mr B Harrington	Systems Support Team Leader (IT Support)
Ms M Nugent	Media and Communications Officer
Ms D Sanders	Governance Officer
Ms S D'Agnone	Council Minute Officer

1. Declaration of Meeting

The Presiding Member declared the meeting open at 7.00pm.

“Kaya, Wanju Wadjuk Budjar” which means “Hello, Welcome to Wadjuk Land”

The Presiding Member acknowledged the Whadjup Peoples of the Nyungar Nation who are the traditional custodians of the land on which the meeting was being held, and paid respect to their Elders both past and present, and extended that respect to First Nations Peoples who were present.



The Presiding Member advised the following:

- In accordance with Standing Orders Clause 8.8, mobile phones and all other electronic devices that may distract from the procedures at tonight's meeting are required to be turned off.
- This meeting is being recorded and streamed live on the Council's website, in accordance with Council's Live Streaming of Council Meetings Policy, which can be viewed on Council's website.

All reasonable care is taken to maintain your privacy, however, as a visitor in the public gallery, your presence may be recorded, not only verbally but also on camera. By remaining in the public gallery, it is assumed your consent is given if your image is broadcast.

The Presiding Member welcomed Cr Carol Reeve-Fowkes who is joining the meeting electronically.

2. Appointment of Presiding Member (If required)

N/A

3. Disclaimer

The Presiding Member read the Disclaimer:

Members of the public, who attend Council Meetings, should not act immediately on anything they hear at the Meetings, without first seeking clarification of Council's position.

Persons are advised to wait for written advice from the Council prior to taking action on any matter that they may have before Council.

4. Acknowledgement of Receipt of Written Declarations of Financial Interests and Conflict of Interest (by Presiding Member)

Item	Declaration	Elected Member/Officer
14.1.5	Impartiality	Cr Dewan
15.1.2	Impartiality	Cr Eva
21.2	Impartiality	Daniel Simms, Chief Executive Officer



5. Apologies and Leave of Absence

Nil

6. Response to Previous Public Questions Taken on Notice

Nil

7. Written Requests for Leave of Absence

Nil

8. Public Question Time

Jodie Goodman, Coolbellup

Subject: Mayors for Peace Initiative

As Ms Goodman was not present at the meeting, her questions were not included in Public Question Time. The following response has been provided:

The City of Cockburn joined the Mayors for Peace initiative in 2011 and signed up to the International Coalition Abolition of Nuclear Weapons in 2019. As a member City of these initiatives a commemorative tree was planted in 2020.

Q1. Can you please highlight any additional actions or initiatives that have been implemented by the City of Cockburn as part of the Mayors for Peace Action Plan 2021-2025?

And would you consider passing a motion in line with the action plan which calls for initiatives to promote peace, that calls on the State and Federal governments to take immediate action, through economic, military and diplomatic sanctions to ensure that Israel complies with the ICJ provisional orders in relation to its finding of plausible genocide, and previous numerous UN resolutions relating to its illegal occupation of Palestine and apartheid government?

A1. The City of Cockburn is a member of the Mayors for Peace.

Mayors for Peace was created following the Hiroshima bombing and aims to eliminate nuclear weapons and peaceful co-existence between the whole of humanity.

In realising the Mayors for Peace Action Plan, Mayor Howlett and the City have been working towards promoting a local culture of peace, where differing views are respected and society has the resilience to realise peaceful co-existence.

This is delivered through the City's various local Community Development programs as well as through our organisational culture.

The City recently completed a \$166,000 upgrade of Peace Park (established in 1986) in Spearwood and on completion the Consul General of Japan in Perth was invited to tour the upgrades – he was very impressed.

The City also commemorates Hiroshima Day on the 6 August each year with school children across the district planting trees in the presence of the Consul General of Japan and other members of the consulate in attendance.

Speeches are made and white doves released to symbolise peace. Following this a morning tea reception is held where the school children make peace cranes, a student recites the peace crane story (Sadako Sasaki's story) and a video is shown outlining the atrocities that occurred in Hiroshima and Nagasaki.

Mayor Howlett and councillors attend the annual Hiroshima Day planting along with other Mayors for Peace events and when liaising with State and Federal Ministers they reflect on the importance of this membership.

Mayor Howlett has built strong relationships with many members of the diplomatic corps in Western Australia and Canberra. He attends various Mayors for Peace events including those involving the City of Fremantle and other 'member' local governments in metropolitan Perth.

The City works in alignment with the Australian Commonwealth Government to supports Australia's humanitarian programs and aim to promote peace in our region and internationally.

Joan Di Sabato, Coolbellup

Subject: Audio Visual Facilities for Deputations

Q1. In the near future, are there any plans for the provision for audio visual facilities that would enable members of the public to share brief audio visual presentations when they are making a Deputation at a Council meeting?

A1. The Chief Executive Officer thanked Ms Di Sabato for the suggestion and advised he would take her question on notice and look into the options available.



9. Confirmation of Minutes

9.1 (2024/MINUTE NO 0074) Minutes of the Special Council Meeting - 21/03/2024

Council Decision
MOVED Cr P Eva SECONDED Cr K Allen
That Council confirms the Minutes of the Special Council Meeting held on Thursday, 21 March 2024 as a true and accurate record.

CARRIED 10/0

9.2 (2024/MINUTE NO 0075) MINUTES OF THE SPECIAL COUNCIL MEETING – 26/03/2024

COUNCIL DECISION
MOVED CR T DEWAN SECONDED CR M SEPAROVICH
THAT COUNCIL CONFIRMS THE MINUTES OF THE SPECIAL COUNCIL MEETING HELD ON TUESDAY, 26 MARCH 2024 AS A TRUE AND ACCURATE RECORD.

CARRIED 10/0

9.3 (2024/MINUTE NO 0076) MINUTES OF THE ORDINARY COUNCIL MEETING - 9/04/2024

COUNCIL DECISION
MOVED CR T DEWAN SECONDED CR K ALLEN
THAT COUNCIL CONFIRMS THE MINUTES OF THE ORDINARY COUNCIL MEETING HELD ON TUESDAY, 9 APRIL 2024 AS A TRUE AND ACCURATE RECORD.

CARRIED 10/0

7.09PM THE MANAGER LEGAL AND COMPLIANCE DEPARTED THE MEETING.



10. DEPUTATIONS

The Presiding Member invited the following deputations:

Deputation 1

Paul Markendale, Joyce Galadon, Jane DiSabato, Elke Grosselindemann, Amy Cia
Bibra Lake Turtle Tracker Group

7.10pm The Manager Legal and Compliance returned to the meeting.

Deputation 2

Ian Thurston, Corinne Franklin, Banjup Residents' Group
Item 14.1.3 Banjup Traffic Study - Design and Cost Estimate

7.29pm Cr Widenbar departed the meeting.

Deputation 3

Evelyn Kueh - Item 14.3.1 Multiple Dog Application, Cockburn Central

7.34pm Cr Widenbar returned to the meeting.

Deputation 4

Irene Grgurich – South Beach Community Incorporated

The Presiding Member thanked the presenters for their deputations.

11. Business Left Over from Previous Meeting (if adjourned)

Nil

12. Declaration by Members who have Not Given Due Consideration to Matters Contained in the Business Paper Presented before the Meeting

Nil



En Block Resolution

Type of Interest	Nature of Interest
Cr Eva submitted an Impartiality Interest, pursuant to Regulation 22 of the <i>Local Government (Model Code of Conduct) Regulations 2021</i> for Item 15.1.2.	Cr Eva is currently training with the Safe Coogee Bush Fires Brigade.

Type of Interest	Nature of Interest
Mr Daniel Simms submitted a Financial Interest, pursuant to Section 5.71A(1) of the <i>Local Government Act 1995</i> for Item 21.2.	This matter relates to the employment contract Mr Simms holds with the City of Cockburn and the KPIs linked to the contract.

7.48pm The following En Bloc items were carried by simple majority of Council:

14.1.1	14.2.1	15.1.1	15.1.5	16.1
14.1.2	14.2.2	15.1.2	15.1.6	16.2
14.1.3	14.2.3	15.1.3	15.1.7	21.2
14.1.4	14.3.1	15.1.4	15.2.1	

13. Decisions Made at Electors Meeting

Nil

14 Reports - CEO (and Delegates)

14.1 Planning and Sustainability

14.1.1 (2024/MINUTE NO 0077) Initiation and Final Adoption of (Basic) Amendment No.170 to Town Planning Scheme No.3 - Partial Rationalisation of Development Areas 26 and 27 (Hammond Park)

Executive	Director Planning and Sustainability
Author	Strategic Planning Officer
Attachments	1. Draft Scheme Amendment No.170 Report ↓
Location	Hammond Park
Owner	Various
Applicant	City of Cockburn
Application Reference	109/170

Officer Recommendation/Council Decision

MOVED Cr T Widenbar SECONDED Cr T Dewan

That Council:

- (1) AMENDS the City of Cockburn Town Planning Scheme No.3, pursuant to Section 75 of the *Planning and Development Act 2005*, by:
- Rezoning various lots within 'Development Area 26' and 'Development Area 27' from 'Development' to 'Residential (R20)', 'Residential (R25)', 'Residential (R30)', 'Residential (R35)', 'Residential (R40)', 'Residential (R50)' and 'Residential (R60)', as depicted on the Scheme Amendment Map;
 - Rezoning Lot 46 Woodrow Avenue from 'Development' to 'Special Use 31' as depicted on the Scheme Amendment Map, and inserting the following into 'Table 8 – Special Use Zones' of the Scheme Text:

No.	Description of Land	Special Use	Conditions
SU31	Lot 46 Woodrow Avenue, Hammond Park	Educational Establishment, Place of Worship	<ol style="list-style-type: none"> Development approval. An updated Masterplan is required to be submitted with all future applications for development approval. A Traffic Impact Assessment, is required to be submitted and implemented to the satisfaction of the local government as part of all future applications for development approval.

- Reclassifying land within 'Development Area 26' and 'Development Area 27' from the 'Development' zone to a local reserve for 'Parks and Recreation', 'Lakes and Drainage' and/or 'Local Road', as depicted on the



Scheme Amendment Map.

4. Reducing the extent of the 'Development Area 26' and 'Development Area 27' Special Control Area boundaries, as depicted on the Scheme Amendment Map.
- (2) DETERMINES that the Amendment is 'basic' under the provisions of the *Planning and Development (Local Planning Schemes) Regulations 2015* as it satisfies the following criteria in Part 5, Division 1, Regulation 34:
- *an amendment to the local planning scheme that involves zoning land consistent with an approved structure plan for the same land; and/or*
 - *it is an amendment that corrects minor anomalies/administrative errors.*
- and PROVIDE the Amendment to the Western Australian Planning Commission, pursuant to Part 5, Division 1, Regulation 58 of the *Planning and Development (Local Planning Schemes) Regulations 2015*, for its consideration;
- (3) REFERS the Amendment to the Environmental Protection Authority (EPA) pursuant to Section 81 of the *Planning and Development Act 2005*, by giving the EPA written notice of this resolution and such written information about the Amendment as is sufficient to enable the EPA to comply with Section 48A of the *Environmental Protection Act 1986* in relation to the proposed scheme amendment;
- (4) Upon compliance with Section 81 and 82 of the *Planning and Development Act 2005*, DELEGATES authorisation and submission of the amendment documentation to the Western Australian Planning Commission along with a request for the endorsement of final approval by the Hon. Minister for Planning; and
- (5) NOTES the intention to revoke the following structure plans, pursuant to Part 5, Division 1, Regulation 35A of the *Planning and Development (Local Planning Schemes) Regulations 2015*, upon approval of Amendment No.170:

Structure Plan #	Address	Latest WAPC Endorsement	WAPC Reference
26A	Lots 36, 37, 45 and 101 Gaebler Road, Frankland Avenue and Barfield Road, Hammond Park	4/3/2010	801/2/23/004 5P
26B	Lot 40 Gaebler Road, Hammond Park	7/3/2012	SPN/0327
26C	Lots 43 and 44 Frankland Avenue, Hammond Park	3/2/2012	SPN/0181
26D	Lots 9001 and 35 Gaebler Road, Hammond Park	29/10/2012	SPN/0361
26E	Lots 39 Frankland Avenue, Hammond Park	17/7/2013	SPN/0400
26F	Lot 46 Woodrow Avenue, Hammond Park	N/A (use only)	N/A
26H	Lot 126 Frankland Avenue, Hammond Park	22/5/2014	SPN/0549



26J	Lot 8 Barfield Road, Hammond Park	23/7/2015	SPN/0724
26K	Lot 33 Barfield Road, Hammond Park	10/8/2015	SPN/0751
26L	Lot 47 Frankland Avenue, Hammond Park	27/11/2015	SPN/0739
26N	Lot 31 Barfield Road, Hammond Park	22/3/2016	SPN/0663
26O	Lot 29 Barfield Road, Hammond Park	12/12/2017	SPN/2101
27C	Lots 1,111 and 810 Wattleup Road, Hammond Park	22/10/2015	SPN/0675

CARRIED 10/0

Background

Structure plans are important planning instruments, regularly used to coordinate the subdivision and development of land, particular in new, greenfield locations.

Reflective of its rapid urbanisation over the past 20+ years, the City currently has over 150 local structure plans (LSP) operating within its scheme area, many of which are substantially subdivided and/or have been built out.

When the *Planning and Development (Local Planning Schemes) Regulations* came into effect on 19 October 2015, a key change involved the introduction of a 10-year time limit to the validity period of structure plans.

Structure Plans approved prior to this date were automatically given a 10-year timeframe for approval, from when the Regulations came into effect.

Under the State Planning Framework, once a structure plan has served its purpose (typically once all the lots have been subdivided and physically created), the zones and reserves are to be transferred into the Scheme and the structure plan revoked.

This process, commonly referred to as a structure plan 'rationalisation', ensures the City retains appropriate planning mechanisms to guide and control future use and/or redevelopment of the land (including the same range of permissible land uses and associated development standards as currently apply) into the future, consistent with community expectations.

This proposal is part of a series of Scheme Amendments required to rationalise large portions of the City's urban areas, ahead of several structure plans expiring on the 10-year anniversary of the Regulations coming into effect (19 October 2025).

Submission

N/A



Report

The following structure plans have been fully implemented:

Structure Plan #	Structure Plan Name
DEVELOPMENT AREA 26 – HAMMOND PARK	
26A	Lots 36, 37, 45 and 101 Gaebler Road, Frankland Avenue and Barfield Road, Hammond Park
26B	Lot 40 Gaebler Road, Hammond Park
26C	Lots 43 and 44 Frankland Avenue, Hammond Park
26D	Lots 9001 and 35 Gaebler Road, Hammond Park
26E	Lots 39 Frankland Avenue, Hammond Park
26F	Lot 46 Woodrow Avenue, Hammond Park
26H	Lot 126 Frankland Avenue, Hammond Park
26J	Lot 8 Barfield Road, Hammond Park
26K	Lot 33 Barfield Road, Hammond Park
26L	Lot 47 Frankland Avenue, Hammond Park
26N	Lot 31 Barfield Road, Hammond Park
26O	Lot 29 Barfield Road, Hammond Park
DEVELOPMENT AREA 27 – WATTLEUP	
27C	Lots 1,111 and 810 Wattleup Road, Hammond Park

The purpose of this amendment is simply to:

- Transfer the zones and reserves shown on the approved structure plans into Town Planning Scheme No.3 (TPS3)
- Revoke the above structure plans
- Adjust the boundary of the Development Area 26 (DA 26) and Development Area 27 (DA 27) Special Control Areas to match the above outcome (i.e. to only include those portions that still require a structure plan to guide further subdivision and development).

Development Areas 26 and 27

Development Area 26 previously formed part of Development Area 9 (DA9 – Gaebler Road) which was expanded to cover this area when TPS3 was first gazetted in December 2002. At the same time a new (unnamed) Development zone was also created west of the future Hammond Road Other Regional Road extension.

In 2005 the City adopted the Southern Suburbs Stage 3 District Structure Plan (DSP) over the land south of Gaebler Road.

The DSP was updated in 2012 to reflect the outcome of State Government strategic decisions in and around the area and remains the key planning instrument that guides the local planning framework.



In particular, the DSP informed lifting of the land's Urban Deferred status in the Metropolitan Region Scheme in 2008, and Scheme Amendment 28, which adjusted the extent of DA9 back to its original configuration (north of Gaebler Road) and introduced two new Special Control Areas (DA 26 – Rowley Road and DA 27 – Wattleup Road), either side of Hammond Road.

Gazetted in December 2014, Scheme Amendment 28 also introduced two new Development Contribution Areas over the same precincts (DCA 9 – Hammond Park and DCA 10 - Wattleup), to proportionately divide the costs of enabling regional drainage infrastructure, and the widening and construction of Hammond Road (between Gaebler and Rowley Roads).

The special provisions for both DA 26 and DA 27 in Table 9 of TPS3 simply reinforce the need for structure plans to first be prepared to guide future subdivision and development, for residential and compatible land uses.

As there remain large portions of DA 26 and DA 27 yet to be structure planned, or that involve structure plans in various stages of physical completion, deletion of DA 26 and/or DA 27 and their special provisions are not proposed at this time, rather just a reduction to the extent of both special control area boundaries to reflect the outcomes of this proposal.

Local Structure Plans

There are currently 23 operative structure plans across the combined DA26/27 areas, that collectively identify a local road, public open space and drainage network servicing a range of low-to-medium density (R20-R60) residential housing, educational and commercial facilities.

Of those structure plans, 13 have all been fully subdivided and/or developed and are now ready to be rationalised into TPS3.

Of those being rationalised, all the proposed zonings and reserves detailed on the structure plan maps directly correlate to zonings and reserves that exist in TPS 3.

All the public roads have been constructed, and all other public reserves embellished to the required standard and transferred into public ownership, in accordance with the applicable subdivision approvals.

Further detail on Development Area 26 and 27, and the structure plans proposed to be rationalised into TPS3 are included in the Draft Scheme Amendment No.170 Report (refer Attachment 1).

Type of Amendment

This scheme amendment is considered a 'Basic' Amendment under the provisions of the *Planning and Development (Local Planning Schemes) Regulations 2015*, on the basis it is an amendment to the local planning scheme that involves zoning land consistent with an approved structure plan for the same land.



Strategic Plans/Policy ImplicationsLocal Economy

A sustainable and diverse local economy that attracts increased investment and provides local employment.

- A City that is 'easy to do business with'.

Listening and Leading

A community focused, sustainable, accountable, and progressive organisation.

- Best practice Governance, partnerships and value for money.

Budget/Financial Implications

Not applicable – the Scheme Amendment documentation has been prepared, and the proposal will be progressed by the administration under its FY24 budget allocation.

Legal Implications

- *Planning and Development Act 2005*
- *Planning and Development (Local Planning Schemes) Regulations 2015*

Community Consultation

Part 5 (Division 1, Regulation 34) of the *Planning and Development (Local Planning Schemes) Regulations 2015* identifies three scheme amendment types: basic, standard and complex.

The changes proposed by Scheme Amendment No.170 meet the definition of a 'Basic' scheme amendment. Such proposals do not typically require public advertisement.

Advertising will only occur if the Western Australian Planning Commission disagrees with the City's determination of the 'type' of Scheme Amendment (i.e. that it is should be processed as a 'standard' or 'complex' scheme amendment, pursuant to r.59 of the *Regulations*), or the Minister for Planning subsequently directs the City to do so (on the basis the Amendment is considered significant, pursuant to r.61 of the *Regulations*).

Amendments to the *Regulations* that took effect on 1 March 2024 clarified that as there is no need for Basic Amendments to be advertised, there is no need to seek the Minister's Approval to do so pursuant to s.83A of the *Act*.



Risk Management Implications

The officer recommendation considers the relevant planning matters associated with the proposal. It is considered the officer recommendation is appropriate.

If the Scheme Amendment does not proceed (or is ultimately refused by the Minister for Planning):

- an opportunity will be missed to simplify the planning framework and remove additional layers of planning (structure plans) that have served their purpose; and
- the City will need to consider alternatives to ensure an appropriate local planning framework is in place to guide future land use and/or redevelopment proposals in the affected areas ahead of many of the structure plans expiring on 19 October 2025.

Advice to Proponent(s)/Submitters

N/A

Implications of Section 3.18(3) *Local Government Act 1995*

Nil





Town Planning Scheme No.3
Amendment No.170
(Basic)

*Rationalisation of various Structure Plans
Development Area 26 and 27 (Hammond Park)*

APRIL 2024

Planning and Development Act 2005
RESOLUTION TO AMEND A TOWN PLANNING SCHEME

City of Cockburn
Town Planning Scheme No.3
Amendment No.170

RESOLVED that the Council, in pursuance of Section 75 of the Planning and Development Act 2005, amend the City of Cockburn Town Planning Scheme No.3 by:

1. Rezoning various lots within 'Development Area 26' and 'Development Area 27' from 'Development' to 'Residential (R20)', 'Residential (R25)', 'Residential (R30)', 'Residential (R35)', 'Residential (R40)', 'Residential (R50)' and 'Residential (R60)', as depicted on the Scheme Amendment Map.
2. Rezoning Lot 46 Woodrow Avenue from 'Development' to 'Special Use 31' as depicted on the Scheme Amendment Map, and inserting the following into 'Table 8 – Special Use Zones' of the Scheme Text:

No.	Description of Land	Special Use	Conditions
SU31	Lot 46 Woodrow Avenue, Hammond Park	Educational Establishment, Place of Worship	<ol style="list-style-type: none"> 1. Development approval. 2. An updated Masterplan is required to be submitted with all future applications for development approval. 3. A Traffic Impact Assessment, is required to be submitted and implemented to the satisfaction of the local government as part of all future applications for development approval.

3. Reclassifying land within 'Development Area 26' and 'Development Area 27' from the 'Development' zone to a local reserve for 'Parks and Recreation', 'Lakes and Drainage' and/or 'Local Road', as depicted on the Scheme Amendment Map.
4. Reducing the extent of the 'Development Area 26' and 'Development Area 27' Special Control Area boundaries, as depicted on the Scheme Amendment Map.

The Amendment is 'basic' under the provisions of the *Planning and Development (Local Planning Schemes) Regulations 2015* for the following reason(s):

- *It is an amendment the local planning scheme that involves zoning land consistent with an approved structure plan for the same land; and/or*
- *It is an amendment that corrects minor anomalies/administrative errors.*

Pursuant to Regulation 35A of the *Planning and Development (Local Planning Schemes) Regulations 2015*, the amendment to the above Local Planning Scheme affects the following structure plan(s):

Structure Plan #	Address	Latest WAPC Endorsement	WAPC Reference
26A	Lots 36, 37, 45 and 101 Gaebler Road, Frankland Avenue and Barfield Road, Hammond Park	4/3/2010	801/2/23/0045P
26B	Lot 40 Gaebler Road, Hammond Park	7/3/2012	SPN/0327
26C	Lots 43 and 44 Frankland Avenue, Hammond Park	3/02/2012	SPN/0181
26D	Lots 9001 and 35 Gaebler Road, Hammond Park	29/10/2012	SPN/0361
26E	Lots 39 Frankland Avenue, Hammond Park	17/7/2013	SPN/0400
26F	Lot 46 Woodrow Avenue, Hammond Park	N/A (use only)	N/A
26H	Lot 126 Frankland Avenue, Hammond Park	22/05/2014	SPN/0549
26J	Lot 8 Barfield Road, Hammond Park	23/7/2015	SPN/0724
26K	Lot 33 Barfield Road, Hammond Park	10/8/2015	SPN/0751
26L	Lot 47 Frankland Avenue, Hammond Park	27/11/2015	SPN/0739
26N	Lot 31 Barfield Road, Hammond Park	22/3/2016	SPN/0663
26O	Lot 29 Barfield Road, Hammond Park	12/12/2017	SPN/2101
27C	Lots 1,111 and 810 Wattleup Road, Hammond Park	22/10/2015	SPN/0675

Upon the amendment taking effect, the above structure plans are to be revoked.

Dated this day of 2024

CHIEF EXECUTIVE OFFICER

AMENDMENT REPORT

1.0 INTRODUCTION

Structure Plan No.'s 26A, B, C, D, E, F, H, J, K, L, N, O and 27C have all been fully implemented.

The purpose of this 'basic' scheme amendment is to transfer the zones and reserves shown on the applicable structure plans into Town Planning Scheme No.3 (TPS3), to ensure the City of Cockburn (the City) maintains appropriate development controls upon expiration of the structure plans on (or shortly after) they expire on 19 October 2025.

This process is referred to as the rationalisation of structure plans.

2.0 BACKGROUND

Development Area 26 previously formed part of Development Area 9 (DA9 – Gaebler Road) which was expanded to cover this area when TPS3 was first gazetted in December 2002. At the same time a new (unnamed) Development zone was also created west of the future Hammond Road Other Regional Road extension.

In 2005 the City adopted the Southern Suburbs Stage 3 District Structure Plan (DSP) over the land south of Gaebler Road. The DSP was updated in 2012 to reflect the outcome of State Government strategic decisions in and around the area and remains the key planning instrument that guides the local planning framework.

In particular, the DSP informed lifting of the land's Urban Deferred status in the Metropolitan Region Scheme in 2008, and Scheme Amendment 28, which adjusted the extent of DA9 back to its original configuration (north of Gaebler Road) and introduced two new Special Control Areas (DA 26 – Rowley Road and DA 27 – Wattleup Road), either side of Hammond Road.

Gazetted in December 2014, Scheme Amendment 28 also introduced two new Development Contribution Areas over the same precincts (DCA 9 – Hammond Park and DCA 10 – Wattleup), to proportionately divide the costs of enabling regional drainage infrastructure, and the widening and construction of Hammond Road (between Gaebler and Rowley Roads).

As summarised in the following table, DA 26 currently includes 18 operative structure plans, of which:

- 12 are ready to be rationalised into the scheme;
- 2 are incomplete and require an extension of time; and
- 6 are incomplete but are not due to expire for several years.

Structure Plan #	Address	Latest Approval (& Expiration Dates)	Proposed Action
26A	Lots 36, 37, 45 and 101 Gaebler Road, Frankland Avenue and Barfield Road, Hammond Park	WAPC: 4/3/2010 (Expires: 19/10/2025)	Included in this Amendment
26B	Lot 40 Gaebler Road, Hammond Park	WAPC: 7/3/2012 (Expires: 19/10/2025)	Included in this Amendment
26C	Lots 43 and 44 Frankland Avenue, Hammond Park	City Modified: 1/7/2013 (Expires: 19/10/2025)	Included in this Amendment
26D	Lots 9001 and 35 Gaebler Road, Hammond Park	City Modified: 1/7/2015 (Expires: 19/10/2025)	Included in this Amendment
26E	Lot 39 Frankland Avenue, Hammond Park	City Modified: 11/9/2014 (Expires: 19/10/2025)	Included in this Amendment
26F	Lot 46 Woodrow Avenue, Hammond Park	City Approval Only: 12/9/2013 (Expires: 19/10/2025)	Included in this Amendment
26G	Lots 114, 123-125 Wattleup Road, Hammond Park	WAPC Modified: 3/8/2023 (Expires: 19/10/2025)	Extension Request being sought
26H	Lot 126 Frankland Avenue, Hammond Park	City Modified: 22/7/2015 (Expires: 19/10/2025)	Included in this Amendment
26I	Barfield Road / Frankland Avenue, Hammond Park	WAPC Modified: 6/5/2022 (Expires: 19/10/2025)	Extension Request being sought
26J	Lot 8 Barfield Road, Hammond Park	WAPC: 23/7/2015 (Expires: 19/10/2025)	Included in this Amendment
26K	Lot 33 Barfield Road, Hammond Park	WAPC: 10/8/2015 (Expires: 19/10/2025)	Included in this Amendment
26L	Lot 47 Frankland Avenue, Hammond Park	WAPC: 27/11/2015 (Expires: 27/11/2025)	Included in this Amendment
26M	Lot 32 Barfield Road, Hammond Park	WAPC: 7/2/2017 (Expires: 7/2/2027)	No Current Action (valid until 2027)
26N	Lot 31 Barfield Road, Hammond Park	WAPC Modified: 5/1/2016 (Expires: 19/10/2025)	Included in this Amendment
26O	Lot 29 Barfield Road, Hammond Park	WAPC: 12/12/2017 (Expires: 12/12/2027)	Included in this Amendment
26P	Lot 9008 Frankland Ave, Hammond Park	WAPC: 16/9/2021 (Expires: 16/9/2021)	No Current Action (valid until 2031)
26Q	Lot 50 Barfield Road, Hammond Park	WAPC: 10/2/2022 (Expires: 10/2/2022)	No Current Action (valid until 2032)
26R	Lot 28 Barfield Road, Hammond Park	WAPC: 23/1/2024 (Expires: 23/1/2034)	No Current Action (valid until 2034)

DA 27 currently includes five (5) operative structure plans of which:

- 1 is ready to be rationalised into the scheme;
- 1 is incomplete and require an extension of time; and
- 3 are incomplete but are not due to expire for several years.

Structure Plan #	Address	Latest Approval (& Expiration Dates)	Proposed Action
27C	Lots 1,111 and 810 Wattleup Road, Hammond Park	WAPC: 22/10/2015 (Expires: 19/10/2025)	Included in this Amendment
27D	Lots 109-110 Wattleup Road, Hammond Park	WAPC: 3/11/2015 (Expires: 3/11/2025)	Extension Request being sought
27E	Hammond Park West – Lots 71, 74-76 and 303-305 Wattleup Road, Hammond Park	WAPC Modified: 28/9/2022 (Expires: 28/9/2027)	No Current Action (valid until 2027)
27F	Lots 107, 150, 9159 Wattleup Road, Hammond Park	WAPC: 11/6/2019 (Expires: 11/6/2029)	No Current Action (valid until 2029)
27G	Hammond Quarter – Lots 816, 1000, 803, 805, 200, 9001, 817, 1001 and 9002 Wattleup Road, Hammond Park	WAPC: 14/2/2024 (Expires: 14/2/2034)	No Current Action (valid until 2034)

The extent of DA 26 and 27 (thick black dotted line), this scheme amendment proposal (red solid line), and the relevant Structure Plans are depicted on **Figures 1 and 2**.

As Structure Plans 26G, I, M, P, Q, R and 27D, E, F and G are still undergoing development they are not being rationalised by this proposal and will retain their existing 'Development' zoning.

Many of the structure plans include Local Development Plans (LDPs). This amendment has no effect on the operation of those instruments which will remain in effect until they expire on (or after) 19 October 2025.

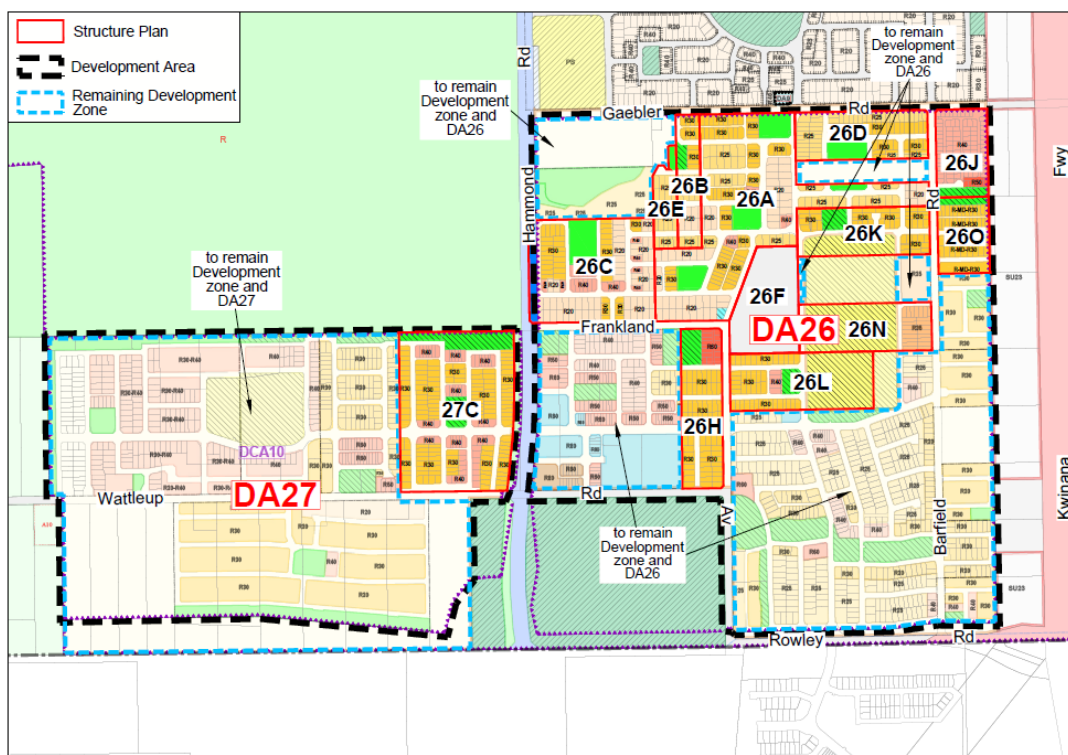


Figure 1 – DA27, Amendment Extent and endorsed Structure Plans

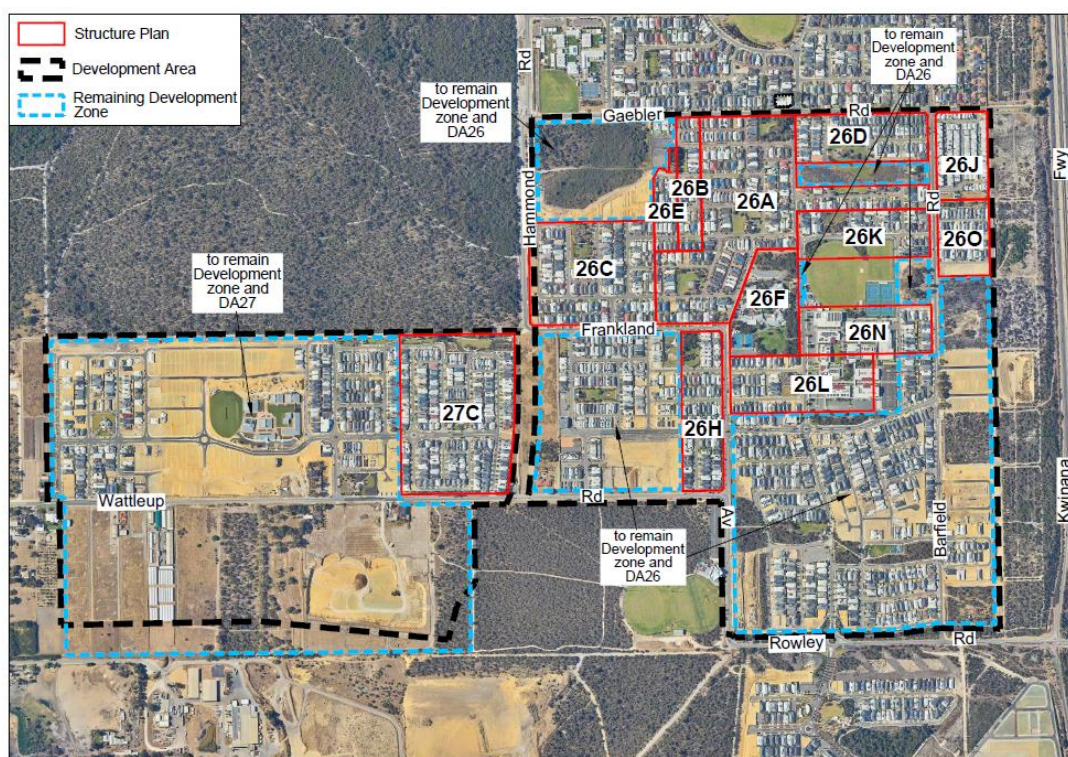


Figure 2 – Aerial Photograph showing extent of completed subdivision and development

3.0 AMENDMENT TYPE

Part 5, Division 1, Regulation 34 of the *Planning and Development (Local Planning Schemes) Regulations 2015*, identifies different amendment types: basic, standard and complex.

Regulation 35(2) requires the local government to specify in their resolutions to prepare or adopt an amendment what type of amendment it is, as well as the explanation for forming that opinion.

This proposed amendment is considered a 'basic' amendment, which Regulation 34 describes as any of the following:

- a) *an amendment to correct an administrative error;*
- b) *an amendment to the scheme so that it is consistent with the model provisions in Schedule 1 or with another provision of the local planning scheme;*
- c) *an amendment to the scheme text to delete provisions that have been superseded by the deemed provisions in Schedule 2;*
- d) *an amendment to the scheme so that it is consistent with any other Act that applies to the scheme or the scheme area;*
- e) *an amendment to the scheme so that it is consistent with a State planning policy;*
- f) *an amendment to the scheme map to include a boundary to show the land covered by an improvement scheme or a planning control area;*
- g) *an amendment to the scheme map that is consistent with a structure plan, activity centre plan or local development plan that has been approved under the scheme for the land to which the amendment relates if the scheme currently includes zones of all the types that are outlined in the plan;*
- h) *an amendment that results from a consolidation of the scheme in accordance with section 92(1) of the Act;*
- i) *an amendment to the scheme so that it is consistent with a region planning scheme that applies to the scheme area if the amendment will have minimal effect on the scheme or landowners in the scheme area.*

This proposed amendment satisfies part g) of the above criteria.

Specifically, it is an amendment to the local planning scheme map that involves zoning/reserving land consistent with approved structure plans for the same land.

4.0 TOWN PLANNING CONTEXT:

4.1 State Planning Framework

The entirety of DA 26 and DA 27 are identified under *the South Metropolitan Peel Sub-Regional Planning Framework* and zoned 'Urban' under the Metropolitan Region Scheme.

4.2 City of Cockburn Local Planning Framework

Under TPS3, the amendment area is zoned 'Development' and identified on the Scheme Map and in Table 9 as 'Development Area 26' and 'Development Area 27'.

The purpose of the 'Development' zone is to trigger the requirement for a Structure Plan to guide further subdivision and/or development.

Table 9 allows specific 'provisions' to then be applied to defined Development Areas, to inform the subsequent structure planning, subdivision and development processes. For DA 26 and DA 27, it includes the following:

TABLE 9 – DEVELOPMENT AREAS		
REF. NO.	AREA	PROVISIONS
DA 26	Rowley Road (Development Zone)	<ol style="list-style-type: none"> 1. An approved Structure Plan together with all approved amendments shall be given due regard in the assessment of application for subdivision, land use and development in accordance with clause 27(1) of the Deemed Provisions. 2. To provide for residential development and compatible land uses.
DA 27	Wattleup Road (Development Zone)	<ol style="list-style-type: none"> 1. An approved Structure Plan together with all approved amendments shall be given due regard in the assessment of application for subdivision, land use and development in accordance with clause 27(1) of the Deemed Provisions. 2. To provide for residential development and compatible land uses.

The land also forms the subject of Development Contribution Areas 9, 10 and 13 (DCA 9, DCA 10 & DCA 13 – Community Infrastructure) under TPS3. This amendment has no impact on the operation of these DCA's.

5.0 PROPOSAL

Subdivision and development of substantial portions of Hammond Park is now complete, meaning that many structure plans have served their purpose and are no longer required.

This amendment therefore seeks to remove these areas from DA 26 and DA 27 and transfer the identified zonings and reservations for the land into TPS 3, ahead of the structure plans expiring on (or shortly after) 19 October 2025.

Development Areas 26 & 27:

As there remain large portions of DA 26 and DA 27 yet to be structure planned, or that involve structure plans in various stages of physical completion, deletion of DA 26 and/or DA 27 and their special provisions are not proposed at this time, rather just a reduction to the extent of both special control area boundaries to reflect the outcomes of this proposal.

Local Structure Plans (LSP):

Details on each structure plan (including the LSP map and a recent aerial of the area) are provided in this section to demonstrate the reasoning for rationalisation.

Unless otherwise stated, all the approved structure plan designations directly correlate to zonings and reserves pursuant to TPS 3. All the public roads have been constructed and ceded, and all other public reserves embellished to the required standard and transferred into either public or utility operator ownership, in accordance with the applicable subdivision approvals.

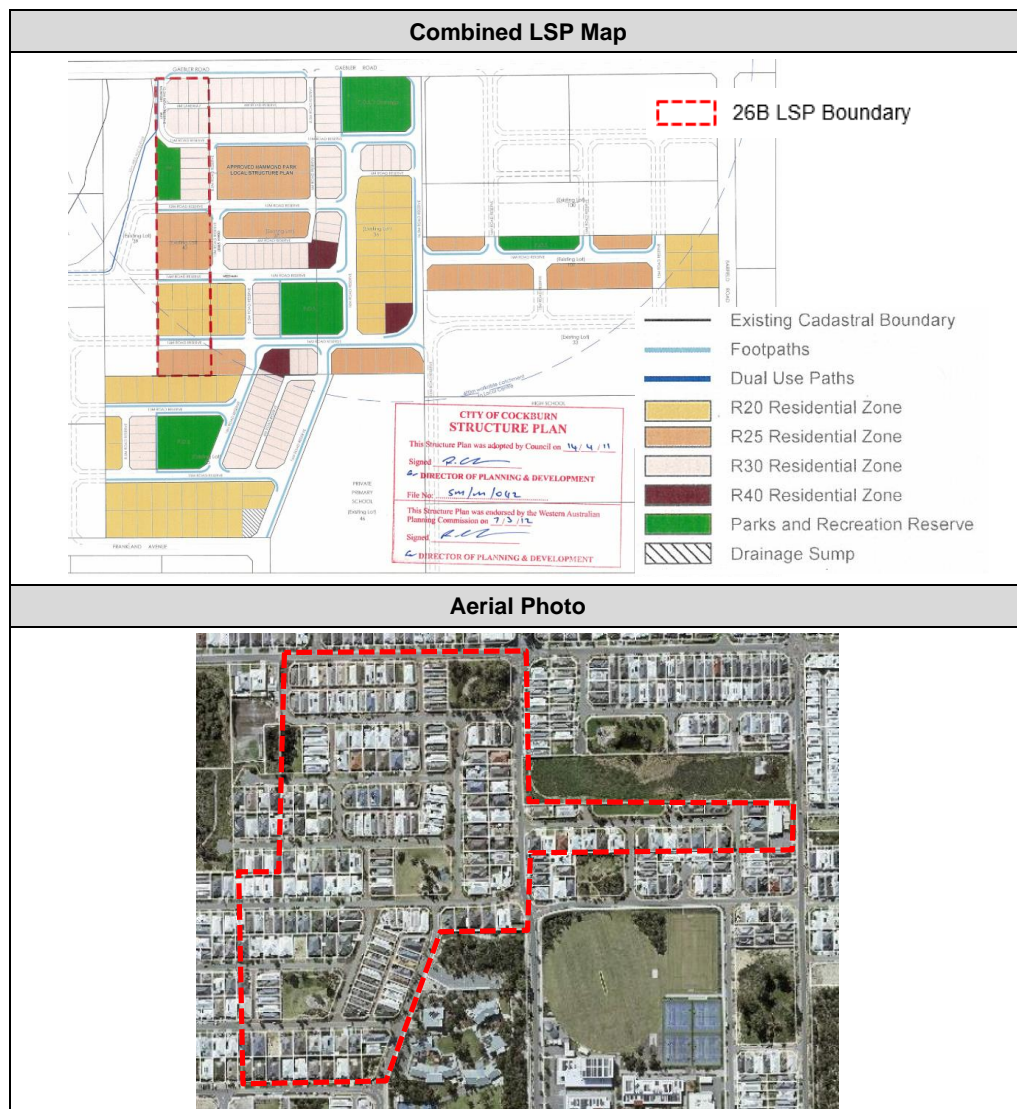


**Lots 36, 37, 45 & 101 Gaebler Road, Frankland Avenue & Barfield Road (26A)
and Lot 40 Gaebler Road, 17 & 18 Hammond Road, Hammond Park (26B)**

Located centrally within the northern portion of DA 26, these consolidated structure plans identify an interconnected local road and public open space (POS) network and one fenced drainage reserve, primarily servicing low (R20 to R30) density single residential housing.

The R30 coding is restricted to laneway typologies throughout, with pockets of medium (R40) density, accommodating single and grouped housing in higher amenity locations near POS. With exception to two vacant R20 coded single house lots, subdivision and development of both structure plans is complete.

All the land within this Structure Plan is proposed to be rezoned and/or reclassified from the 'Development' zone to the correlating zone and/or reserve identified on the consolidated Structure Plan Map shown in **Appendix A**.



Lots 43 and 44 Frankland Avenue, Hammond Park (26C)

Located mid-way along the western boundary of DA 26 north of Frankland Avenue, this structure plan identifies an interconnected local road network radiating out from one large area of POS (Serventy Park), primarily servicing a range of low (R20 to R30) density single residential housing.

Pockets of medium (R40) density, accommodating laneway and squat-lot single house typologies are located on street-block corners and directly adjacent the POS. With exception to the land ceded for future widening of Hammond Road (in accordance with the MRS), the area is completely subdivided and developed.

McIntosh Street and Packer Rise currently terminate at temporary cul-de-sac heads that will be removed and replaced with connections to Neilson Street, Weetman Toad and Serventy Crescent upon development of land to the north (LSP 26P).

All the land within this Structure Plan is proposed to be rezoned and/or reclassified from the 'Development' zone to the correlating zone and/or reserve identified on the consolidated Structure Plan Map shown in **Appendix B**.



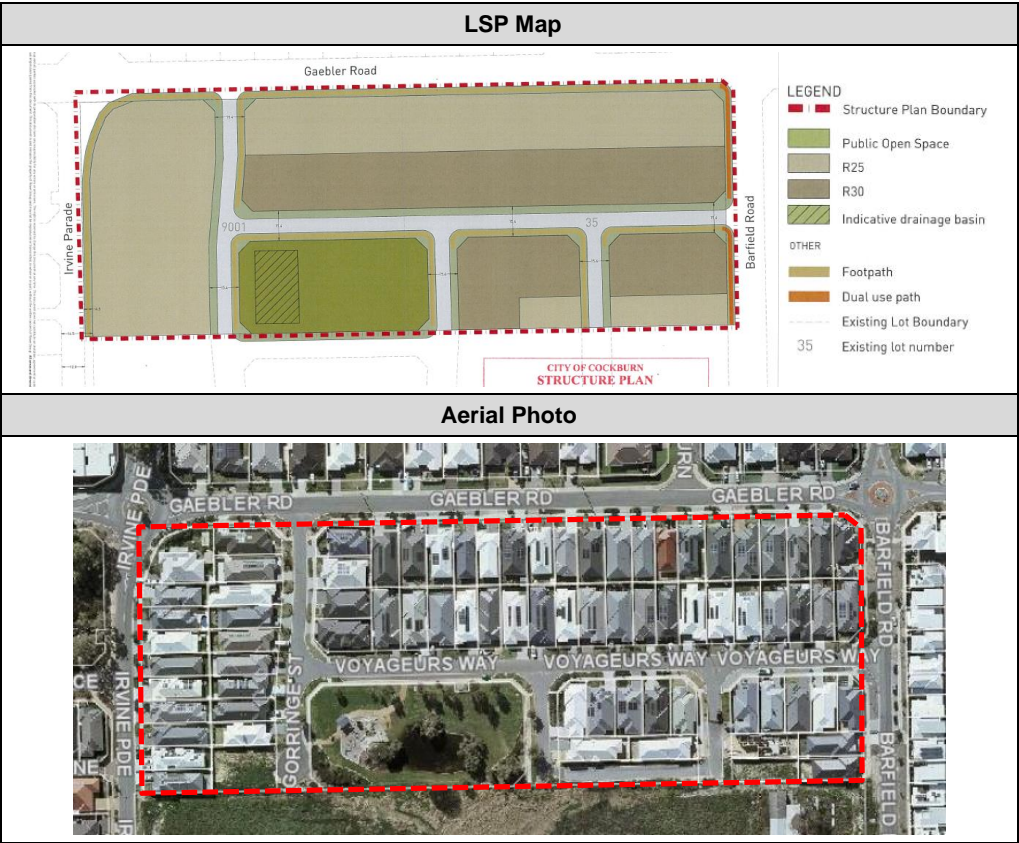
Lots 9001 and 35 Gaebler Road, Hammond Park (26D)

Located along the northern boundary of DA 26 towards the eastern end of Gaebler Road, this structure plan identifies an interconnected local road network radiating out from one large area of POS (Voyageurs Park), servicing a range of low (R25 to R30) density single residential housing.

The R30 coding is generally located in higher amenity locations based on proximity or direct access to the POS. With exception to five single dwelling lots currently held in balance title primarily to accommodate temporary roads/access easements pending structure planning and development of Lot 100 (#116) Barfield Road to the south, development of the structure plan area (in particular, the provision and construction/embellishment of all public reserves) is effectively complete.

Tie-in works relating to the extension of the carriageway and paths along Gorringe Street, Pratley Street and Bischoff Road can be addressed via subdivision of the balance lot without the need for the structure plan to be retained.

All the land within this Structure Plan is proposed to be rezoned and/or reclassified from the 'Development' zone to the correlating zone and/or reserve identified on the Structure Plan Map shown in **Appendix C**.



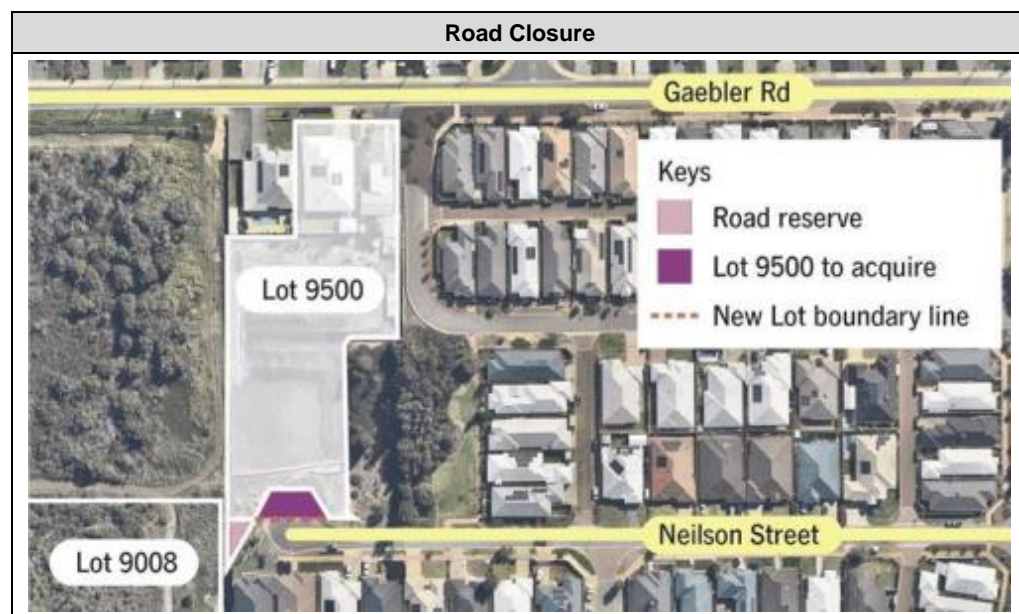
Lot 39 Frankland Avenue, Hammond Park (26E)

Located within the northern portion of DA 26, this structure plan basically involves a small western extension of structure plan 26B. It includes westward extension of Neilson Street, Weetman and Bellingham Roads and a small POS expansion (Neilson Park), servicing low (R25) density single residential housing.

With exception to the Neilson Street extension (and the POS for which the City received a bond), development of the structure plan area is complete.

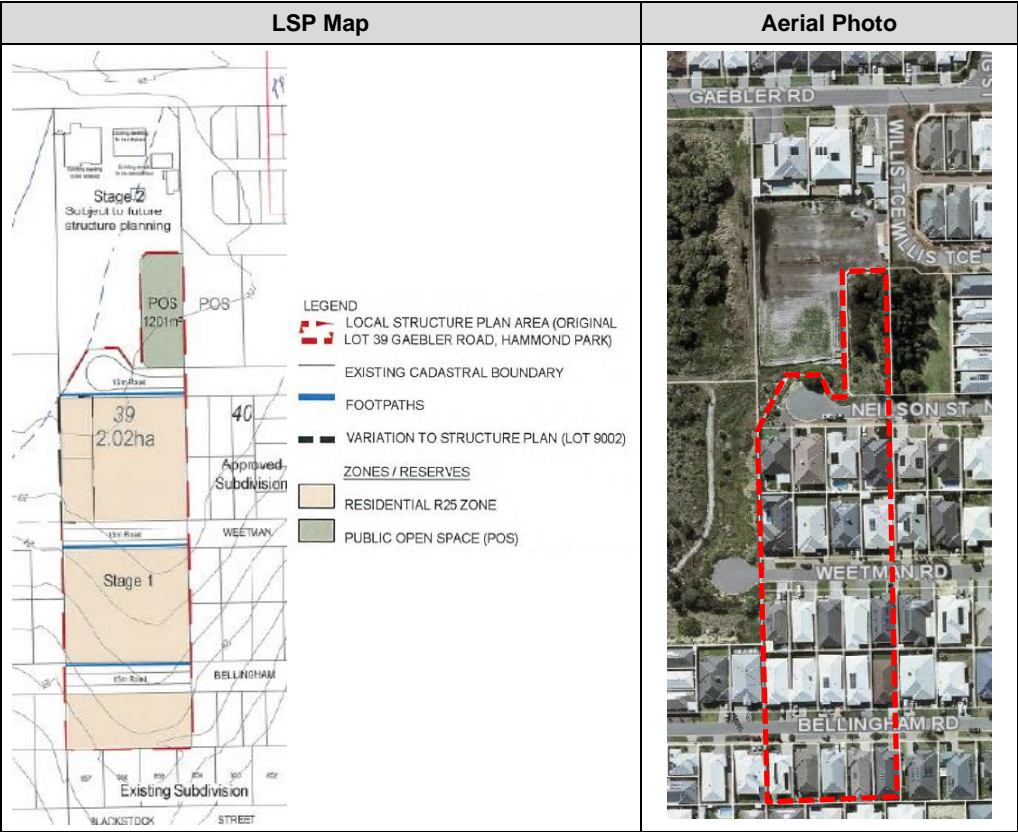
The northern portion of the original parent lot (now #34 and #36 Gaebler Road) were deliberately excluded from the structure plan pending resolution of wetland buffer and bushfire planning requirements (from a neighbouring Conservation Category Wetland). Consequently, they will remain zoned 'Development'.

A portion of the existing Neilson Street reserve forms the subject of a road closure proposal supported by Council and submitted to the Department of Planning, Lands and Heritage for assessment in September 2023. The relevant portion was initially dedicated to accommodate a cul-de-sac head that will become redundant as a result of current works to extend Neilson Street westward to match the approved structure plan and subdivision approvals for Lot 9008 Frankland Avenue (LSP 26P). Pending agreement between Landgate and the applicant on valuation, the process is expected to be approved by the Minister for Lands and finalised later this year.



Should the road closure ultimately be approved by the Minister for Lands (under the *Land Administration Act 1997*), the resultant Unallocated Crown Land will likely be acquired and amalgamated with Lot 9500 (#36) Gaebler Road. To avoid the risk of causing injurious affection, it is proposed that this small portion of road reserve be excluded from this proposal and retained within the existing 'Development' zone and DA 26.

Otherwise, all the land within this Structure Plan is proposed to be rezoned and/or reclassified from the ‘Development’ zone to the correlating zone and/or reserve identified on the Structure Plan Map shown in **Appendix D**.



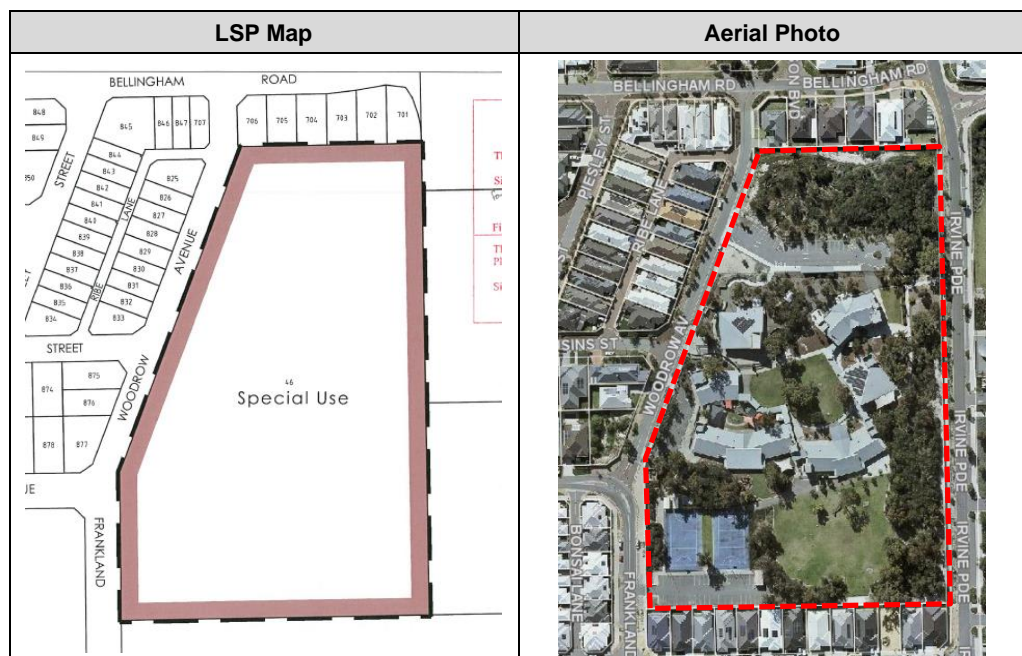
Lot 46 Woodrow Avenue, Hammond Park (26F)

Centrally located within DA 26, this structure plan applies to one landholding, which is currently occupied by the Hammond Park Catholic Primary School. Development of the existing primary school has occurred over several stages between 2012 and 2020. Further development is anticipated over the northern and eastern portions of the site but does not involve the creation of any new public reserves.

The structure plan (**Appendix E**) identifies the land as a ‘Special Use’ zone, limiting land use to ‘Educational Establishment’ and ‘Place of Worship’, subject to specific conditions. Consistent with how similar facilities are recognised in TPS3, it is proposed that the zoning and approvable land uses be directly transferred into ‘Table 8 – Special Use Zones’, but with adjusted conditions to reflect current practice.



TABLE 8 – SPECIAL USE ZONES				
No.	Description of Land	Special Use	Conditions	Reason for Changes
SU31	Lot 46 Woodrow Avenue, Hammond Park	Educational Establishment, Place of Worship	<ol style="list-style-type: none"> PlanningDevelopment approval. Development shall generally accord with the layout depicted on the site. An updated Masterplan is required to be submitted with all future applications for development approval. A Traffic Impact Assessment, to the satisfaction of the local government, is required to be preparedsubmitted and implemented to the satisfaction of the local government as part of all future applications for planningdevelopment approval. 	<p>To reflect term used since release of the 2015 Regulations.</p> <p>Requiring future development to be in accordance with the 2013 Master Plan may unnecessarily hinder future development.</p> <p>The adjusted wording provides greater flexibility whilst still ensuring development occurs in a coordinated manner.</p> <p>To ensure future applications properly measure the collective impact of these potentially high traffic generating land uses on the surrounding road network, consistent with the intention of the original Special Use condition.</p>



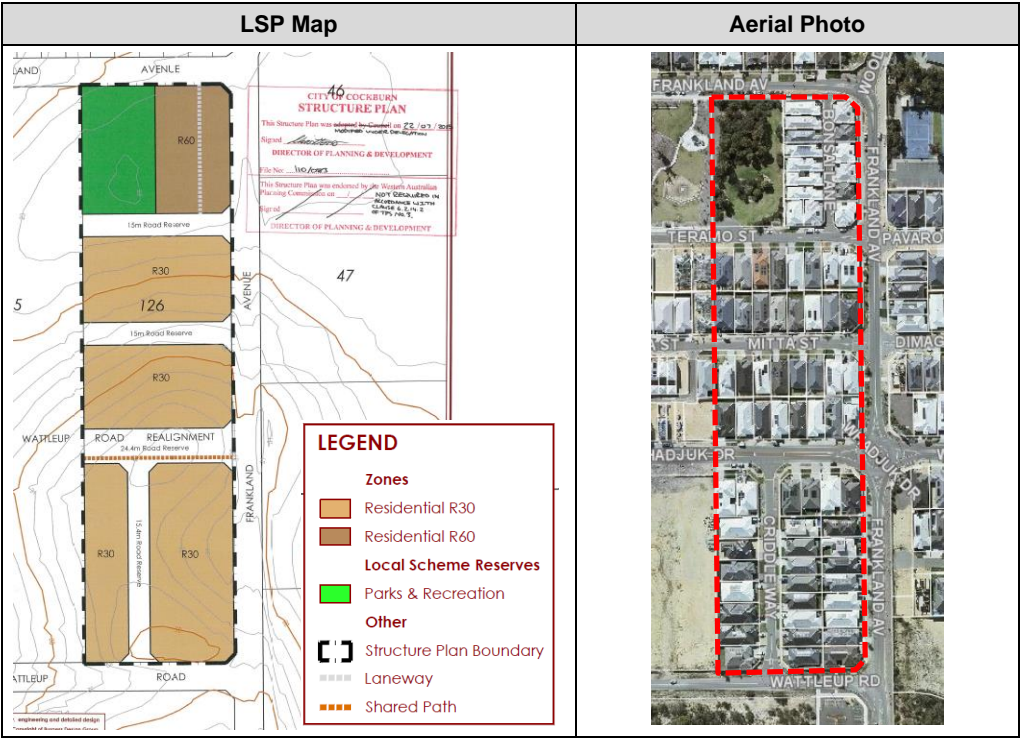
Lot 126 Frankland Avenue, Hammond Park (26H)

Centrally located within DA 26 west of Frankland Avenue, this structure plan identifies a local road network and a POS reserve in the northwest corner (eastern half of Teramo Park), servicing primarily low (R30) density single residential housing.

One pocket of medium (R60) density, accommodating laneway and squat-lot single house typologies is located directly adjacent the POS.

With exception to removal of a temporary cul-de-sac head that currently sits over the southwest corner of the POS at No.10 Teramo Street (for which the City took a bond and anticipates completing the works later this year), the area is completely subdivided and developed.

All the land within this Structure Plan is proposed to be rezoned and/or reclassified from the 'Development' zone to the correlating zone and/or reserve identified on the Structure Plan Map shown in **Appendix F**.



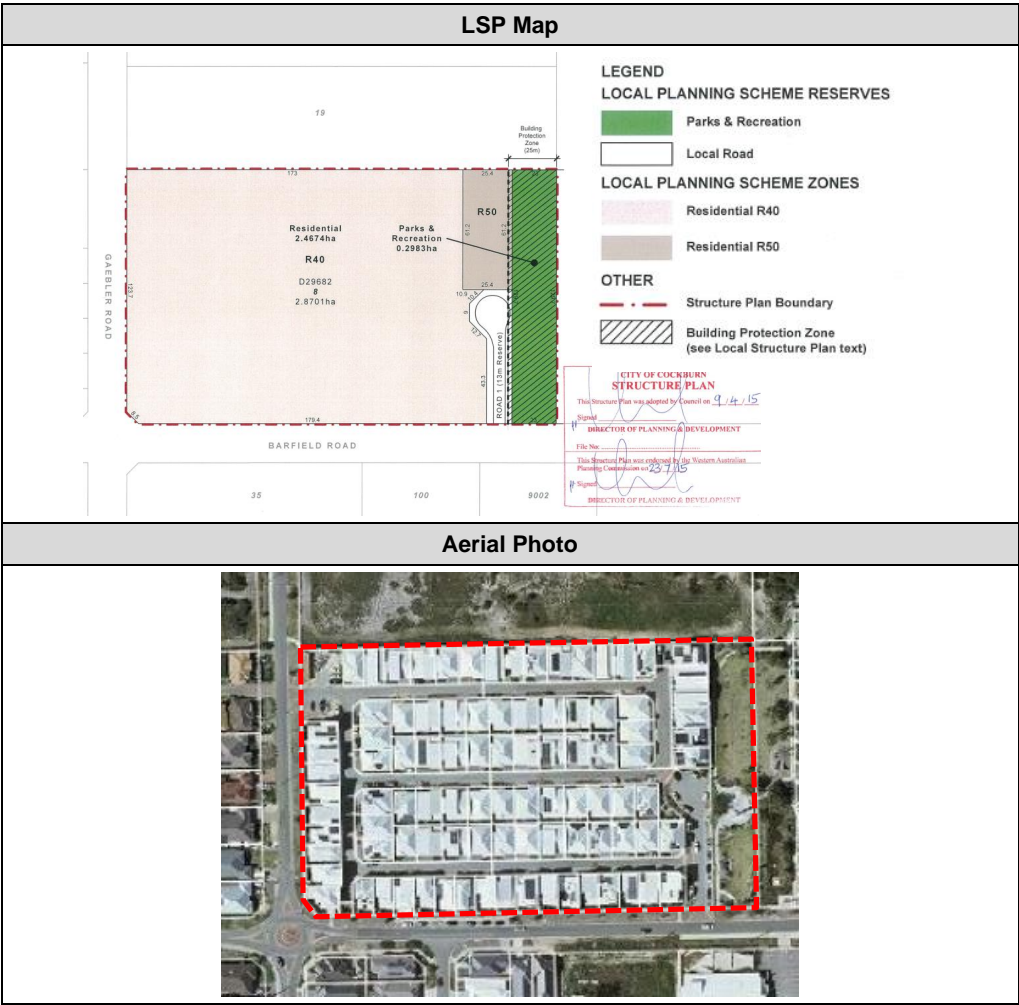
Lot 8 Barfield Road, Hammond Park (26J)

Located in the northeast corner of DA 26, this structure plan identifies one short cul-de-sac and a linear POS reserve (northern half of Minigwal Park) along the southern boundary, servicing medium (R40 to R50) density grouped housing.

A Local Development Plan was prepared to ensure comprehensive development occurred in accordance with Quiet House Design principles (due to the site's proximity to the Kwinana Freeway), bushfire management requirements, and lots with a direct interface to the POS. With exception to removal of the sales office and reinstatement of the communal parking facility in the northeast corner of the site, subdivision and development is complete.

Use of the POS as an asset protection zone is no longer necessary as a result of subdivision and development of Lot 19 to the south (LSP 26I).

All the land within this Structure Plan is proposed to be rezoned and/or reclassified from the 'Development' zone to the correlating zone and/or reserve identified on the Structure Plan Map shown in **Appendix G**.

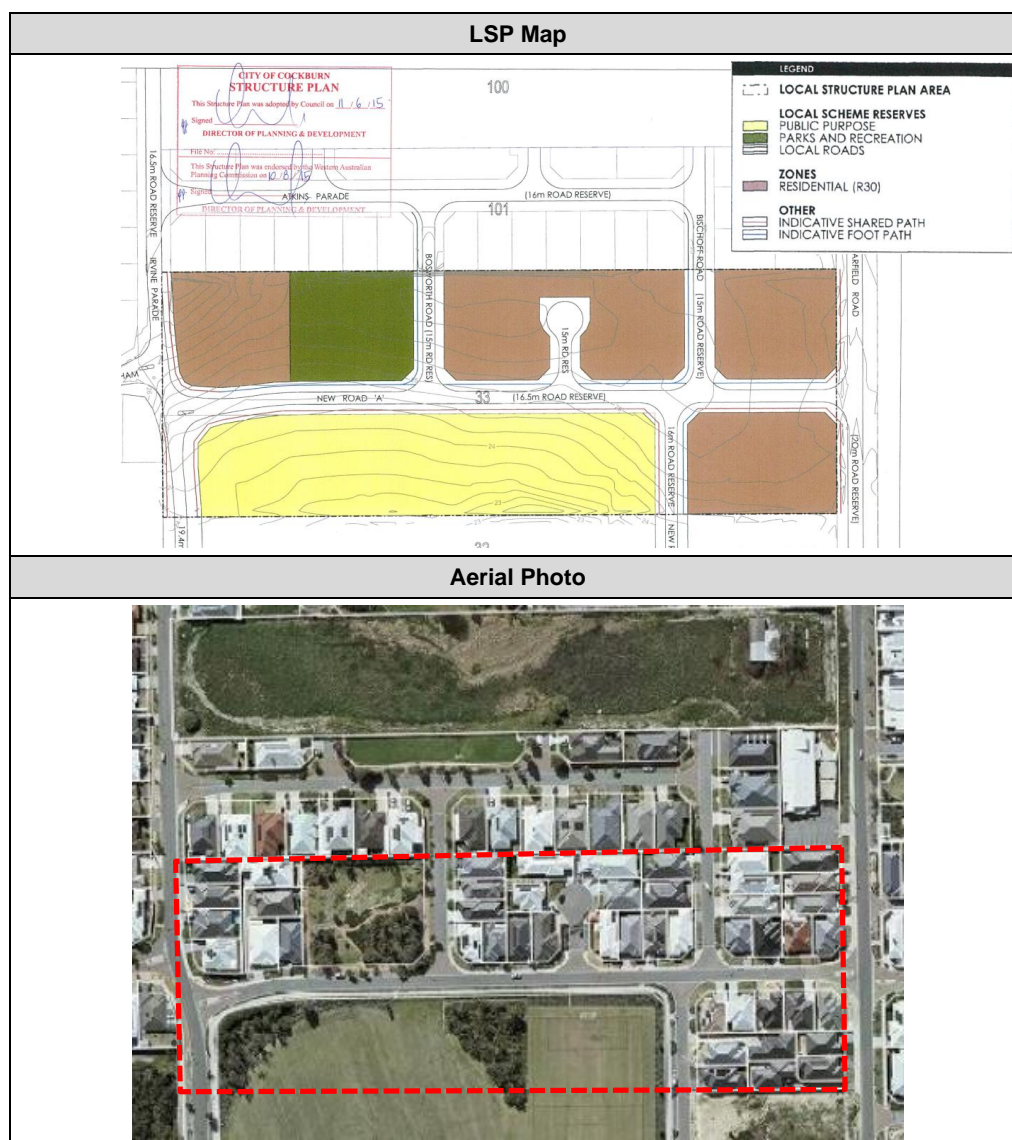


Lot 33 Barfield Road, Hammond Park (26K)

Located towards the northeast corner of DA 26 east or Irvine Parade, this structure plan basically involves a small southern extension of structure plan 26A. It identifies an interconnected local road network and a POS reserve (Alberod Park), servicing low (R30) density single residential housing.

The area is completely subdivided and developed, including the southwest portion as the northern-most portion of the Hammond Park Secondary College.

Aside from the school which has subsequently been reserved for 'Public Purposes – High School' under the MRS, all the land within this Structure Plan is proposed to be rezoned and/or reclassified from the 'Development' zone to the correlating zone and/or reserve identified on the Structure Plan Map shown in **Appendix H**.



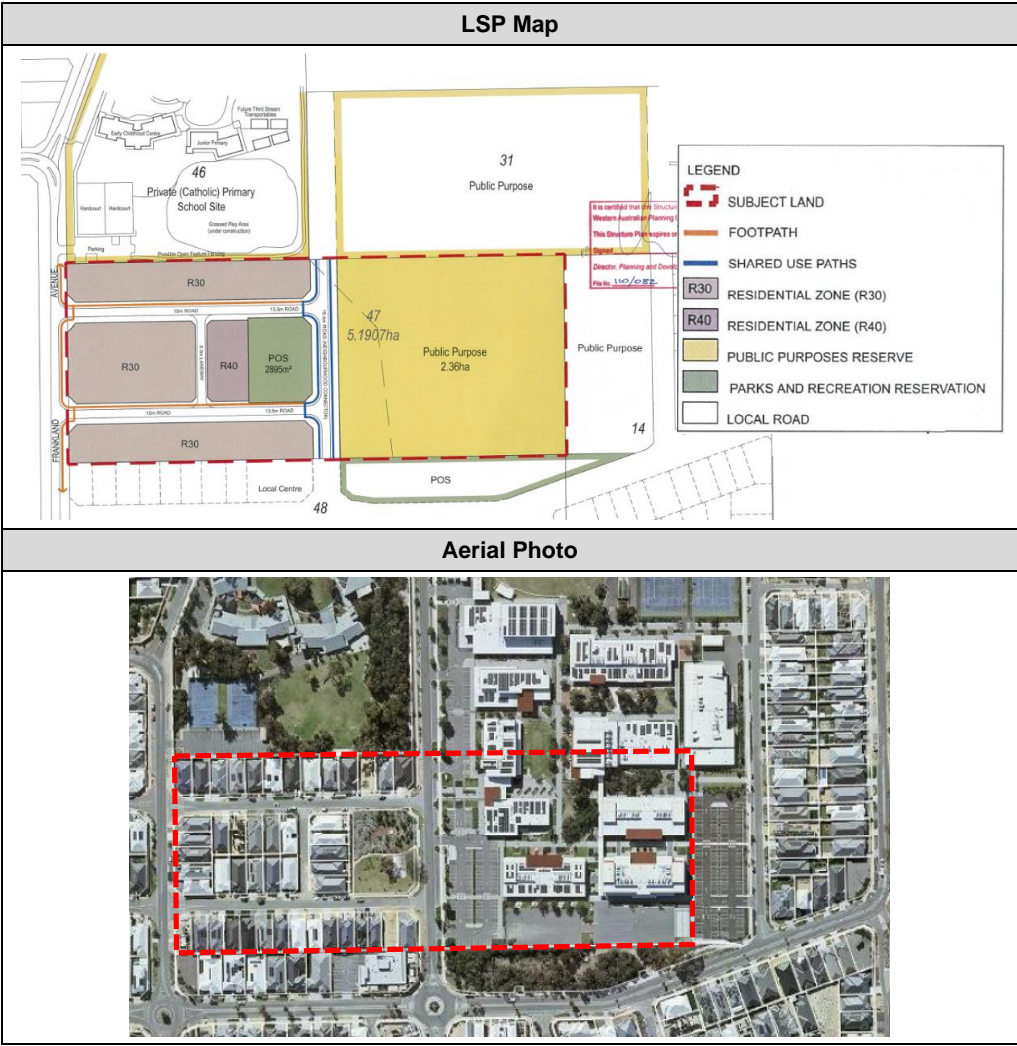
Lot 47 Frankland Avenue, Hammond Park (26L)

Centrally located in DA 26 east of Irvine Parade (and immediately south of LSP 26F), this structure plan identifies an interconnected local road network and a centrally located POS reserve (Dimago Park), primarily servicing low (R30) density single residential housing.

A pocket of medium (R40) density, accommodating single houses accessed via a rear laneway directly fronts and takes primary pedestrian access from the POS.

With exception to two vacant R30 coded single house lots, subdivision and development of structure plan is complete, including the eastern half as the southwest corner of the Hammond Park Secondary College.

Aside from the school which has subsequently been reserved for ‘Public Purposes – High School’ under the MRS, all the land within this Structure Plan is proposed to be rezoned and/or reclassified from the ‘Development’ zone to the correlating zone and/or reserve identified on the Structure Plan Map shown in **Appendix I**.

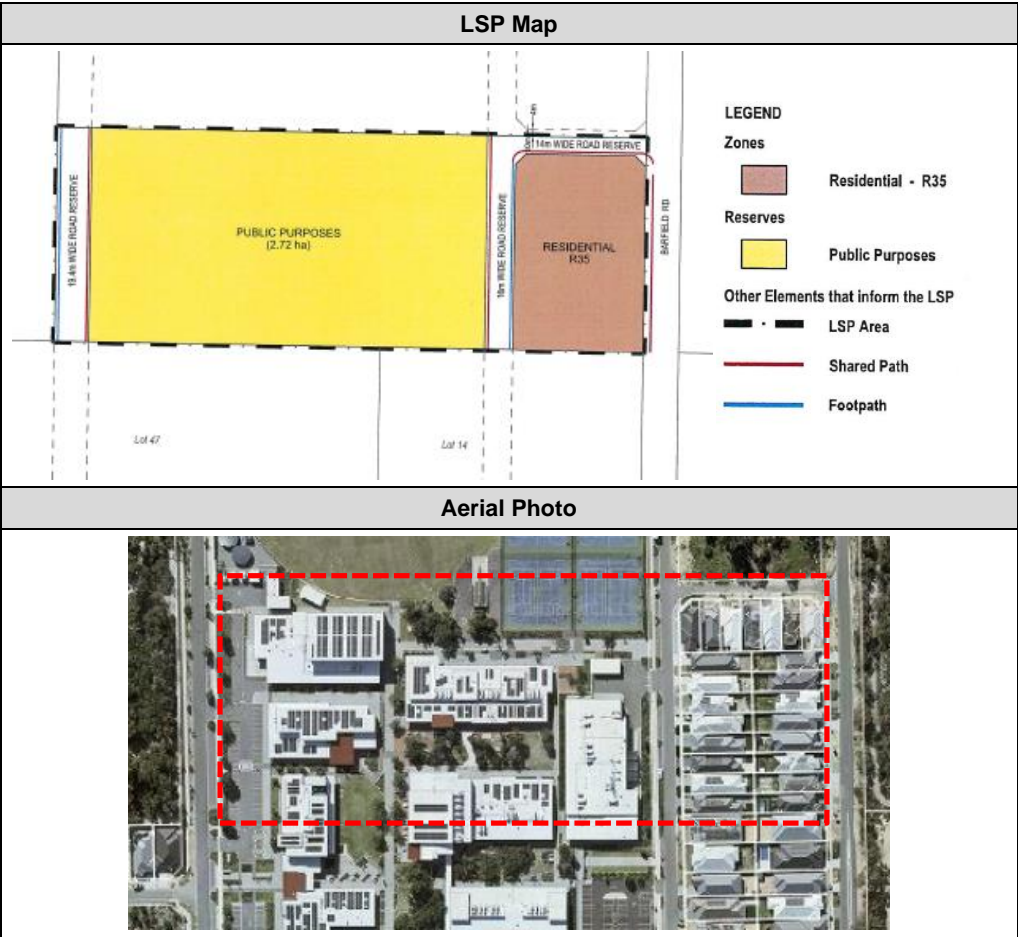


Lot 31 Barfield Road, Hammond Park (26N)

Centrally located in DA 26 east of Irvine Parade (and immediately south of LSP 26L), this structure plan identifies a local road network primarily servicing low (R35) density single residential housing.

Boota Way is currently an under-width road reserve, with the northern verge to be provided upon subdivision of Lot 9013 (#144) Barfield Road. Otherwise, the area is completely subdivided and developed, including the western half as the central portion of the Hammond Park Secondary College.

Aside from the school which has subsequently been reserved for ‘Public Purposes – High School’ under the MRS, all the land within this Structure Plan is proposed to be rezoned and/or reclassified from the ‘Development’ zone to the correlating zone and/or reserve identified on the Structure Plan Map shown in **Appendix J**.



Located along the eastern boundary of DA 26 east of Barfield Road, this structure plan identifies a simple loop local road (and laneway) network and a linear POS reserve (southern half of Minigwal Park) along the northern boundary, servicing low (R30) density single residential housing.

Identification of the Residential Medium Density Policy (R-MD) on a Structure Plan map reflects an outdated practice, corrected via Planning Bulletin 112/2016.

Aside from the R-MD codes, all the land within this Structure Plan is proposed to be rezoned and/or reclassified from the 'Development' zone to the correlating zone and/or reserve identified on the Structure Plan Map shown in **Appendix K**.



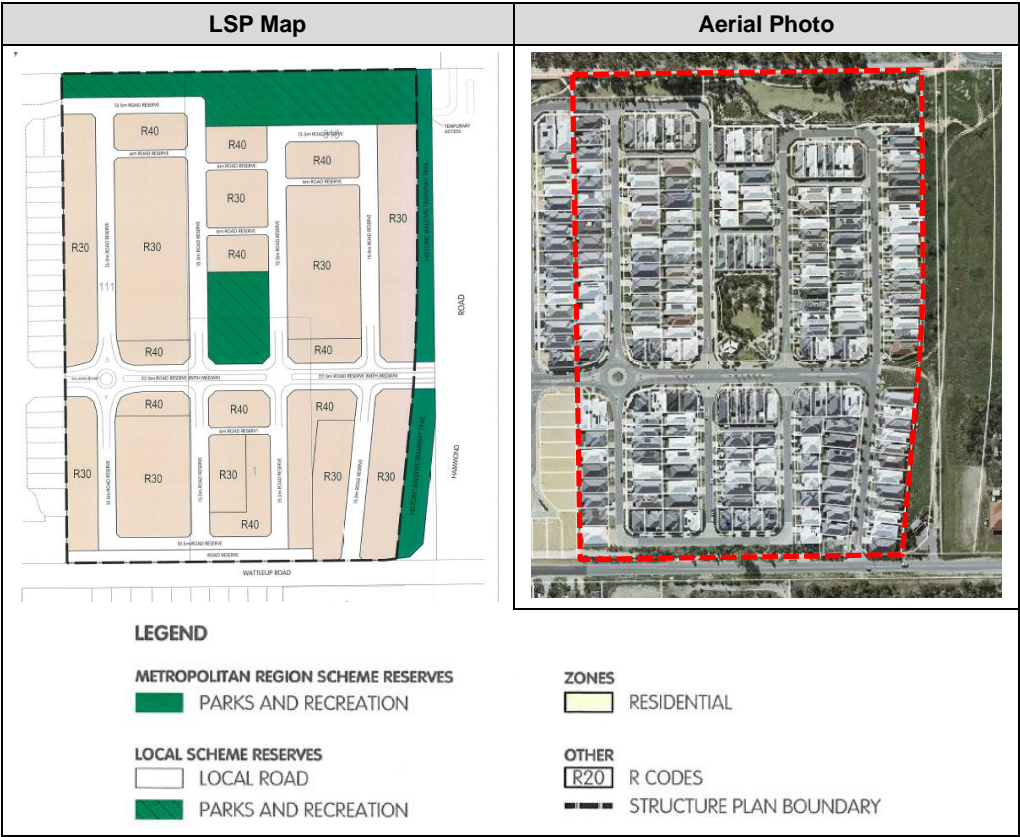
Lots 1, 111 and 810 Wattleup Road, Hammond Park (27C)

Located along the eastern boundary of DA 27 immediately west of the and historical Baldvis Tramway trail and future Hammond Road extension, this structure plan identifies an interconnected local road network, with a central POS reserve (Sayers Park) and two POS reserves (Dickerson and McPhee Parks) that act as a buffer to the Harry Waring Marsupial Reserve to the north.

The reserves primarily service low (R30) density single residential housing, with pockets of medium (R40) density accommodating laneway and squat-lot single house typologies generally in higher amenity locations adjacent, directly opposite or with direct access to POS.

All the structure plan area is completely subdivided and developed.

All the land within this Structure Plan is proposed to be rezoned and/or reclassified from the 'Development' zone to the correlating zone and/or reserve identified on the Structure Plan Map shown in **Appendix L**.



6.0 CONCLUSION

For the following reasons, it is now an appropriate time for the structure plans discussed above to be revoked, and the applicable zones and reserves rationalised into the scheme:

- all public reserves (including local roads, drainage, public open space and public purpose) have been suitably constructed/embellished and transferred into public or utility provider ownership;
- all zoned land on the endorsed structure plans has been substantially subdivided and/or developed for private education and/or residential purposes; and
- where further subdivision and/or development is still to occur on private landholdings, the proposed zoning is consistent with the designation that would have applied under the applicable structure plan.

Recognising these zones and reserves within TPS 3 will:

- avoid the future need to seek WAPC approval to extend the approval period of the existing structure plans; and
- remove a redundant layer of planning control; whilst still
- ensuring the City maintains appropriate mechanisms to guide and control future redevelopment of the land (including the same range of permissible land uses and associated development standards as currently apply), consistent with current community expectations.

The other changes proposed reflect good contemporary planning practice, and provide greater flexibility to the landowner in a manner that do not pose any significant adverse impact on surrounding development.



Planning and Development Act 2005

City of Cockburn Town Planning Scheme No.3 Amendment No.170

RESOLVED that the Council, in pursuance of Section 75 of the Planning and Development Act 2005, amend the City of Cockburn Town Planning Scheme No. 3 for the following purposes:

1. Rezoning various lots within 'Development Area 26' and 'Development Area 27' from 'Development' to 'Residential (R20)', 'Residential (R25)', 'Residential (R30)', 'Residential (R35)', 'Residential (R40)', 'Residential (R50)' and 'Residential (R60)', as depicted on the Scheme Amendment Map.
2. Rezoning Lot 46 Woodrow Avenue from 'Development' to 'Special Use 31' as depicted on the Scheme Amendment Map, and inserting the following into 'Table 8 – Special Use Zones' of the Scheme Text:

No.	Description of Land	Special Use	Conditions
SU31	Lot 46 Woodrow Avenue, Hammond Park	Educational Establishment, Place of Worship	<ol style="list-style-type: none"> 1. Development approval. 2. An updated Masterplan is required to be submitted with all future applications for development approval. 3. A Traffic Impact Assessment, is required to be submitted and implemented to the satisfaction of the local government as part of all future applications for development approval.

3. Reclassifying land within 'Development Area 26' and 'Development Area 27' from the 'Development' zone to a local reserve for 'Parks and Recreation', 'Lakes and Drainage' and/or 'Local Road', as depicted on the Scheme Amendment Map.
4. Reducing the extent of the 'Development Area 26' and 'Development Area 27' Special Control Area boundaries, as depicted on the Scheme Amendment Map.

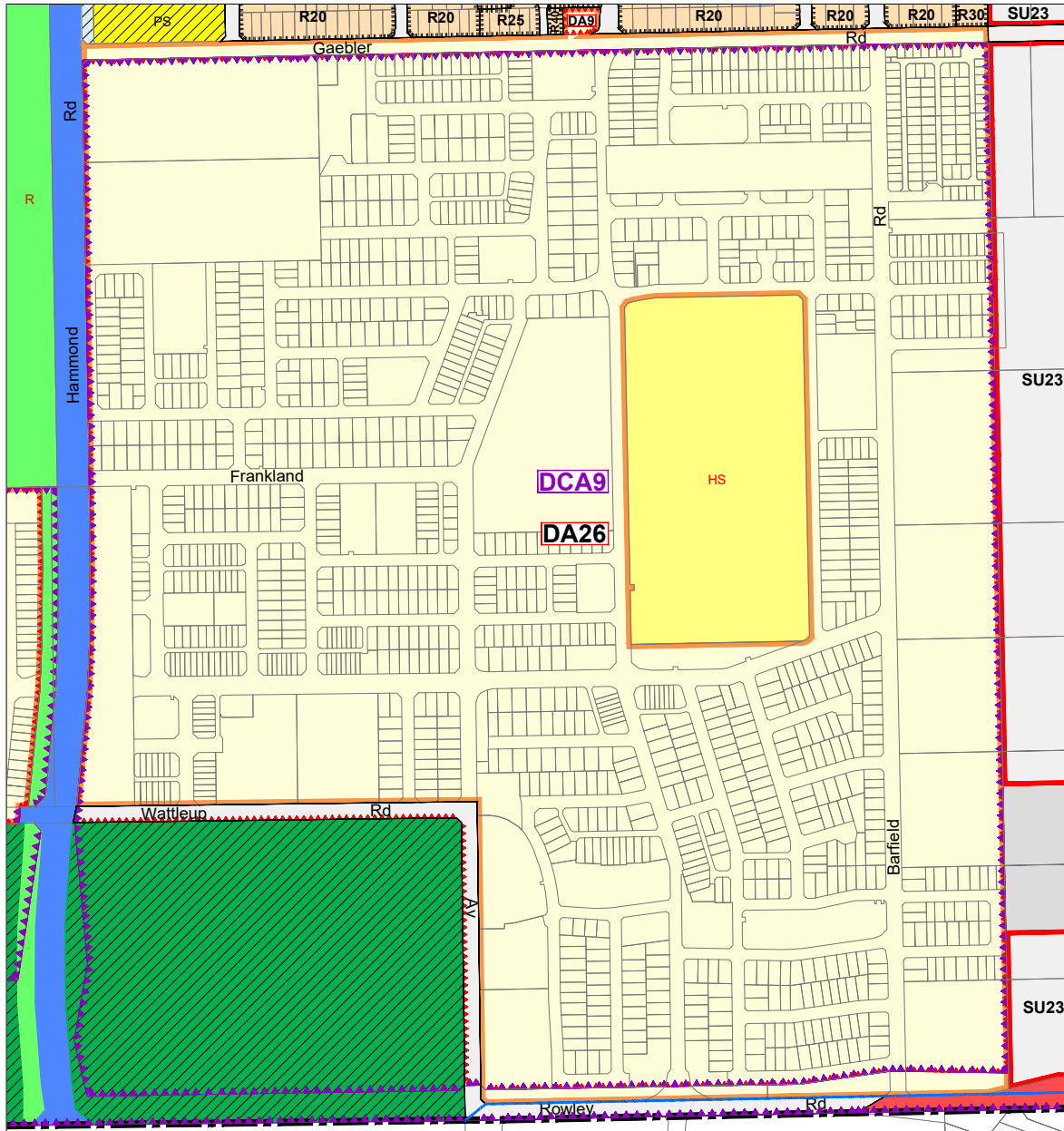
The Amendment is 'basic' under the provisions of the *Planning and Development (Local Planning Schemes) Regulations 2015* for the following reason(s):

- It is an amendment the local planning scheme that involves zoning land consistent with an approved structure plan for the same land; and/or
- It is an amendment that corrects minor anomalies/administrative errors.

Pursuant to Regulation 35A of the *Planning and Development (Local Planning Schemes) Regulations 2015*, the amendment to the above Local Planning Scheme affects the following structure plan(s):

Structure Plan #	Address	Latest WAPC Endorsement	WAPC Reference
26A	Lots 36, 37, 45 and 101 Gaebler Road, Frankland Avenue and Barfield Road, Hammond Park	4/3/2010	801/2/23/0045P
26B	Lot 40 Gaebler Road, Hammond Park	7/3/2012	SPN/0327
26C	Lots 43 and 44 Frankland Avenue, Hammond Park	3/2/2012	SPN/0181
26D	Lots 9001 and 35 Gaebler Road, Hammond Park	29/10/2012	SPN/0361
26E	Lots 39 Frankland Avenue, Hammond Park	17/7/2013	SPN/0400
26F	Lot 46 Woodrow Avenue, Hammond Park	N/A (use only)	N/A
26H	Lot 126 Frankland Avenue, Hammond Park	22/5/2014	SPN/0549
26J	Lot 8 Barfield Road, Hammond Park	23/7/2015	SPN/0724
26K	Lot 33 Barfield Road, Hammond Park	10/8/2015	SPN/0751
26L	Lot 47 Frankland Avenue, Hammond Park	27/11/2015	SPN/0739
26N	Lot 31 Barfield Road, Hammond Park	22/3/2016	SPN/0663
26O	Lot 29 Barfield Road, Hammond Park	12/12/2017	SPN/2101
27C	Lots 1,111 and 810 Wattleup Road, Hammond Park	22/10/2015	SPN/0675

Upon the amendment taking effect, the above structure plans are to be revoked.



Current Scheme Map

Map 1 of 2

GENERAL

- Scheme Boundary
- Residential Density Codes
- SPECIAL CONTROL AREAS:**
- Development Areas
- Development Contribution Areas
- Peel-Harvey Coastal Plain Catchment Area



REGION RESERVES

- Parks & Recreation
- Parks & Recreation - Restricted Public Access
- Railways
- Primary Regional Roads
- Other Regional Roads
- Public Purposes - High School

LOCAL RESERVES

- Parks and Recreation
- Lakes and Drainage
- Local Road
- Public Purposes - Primary School

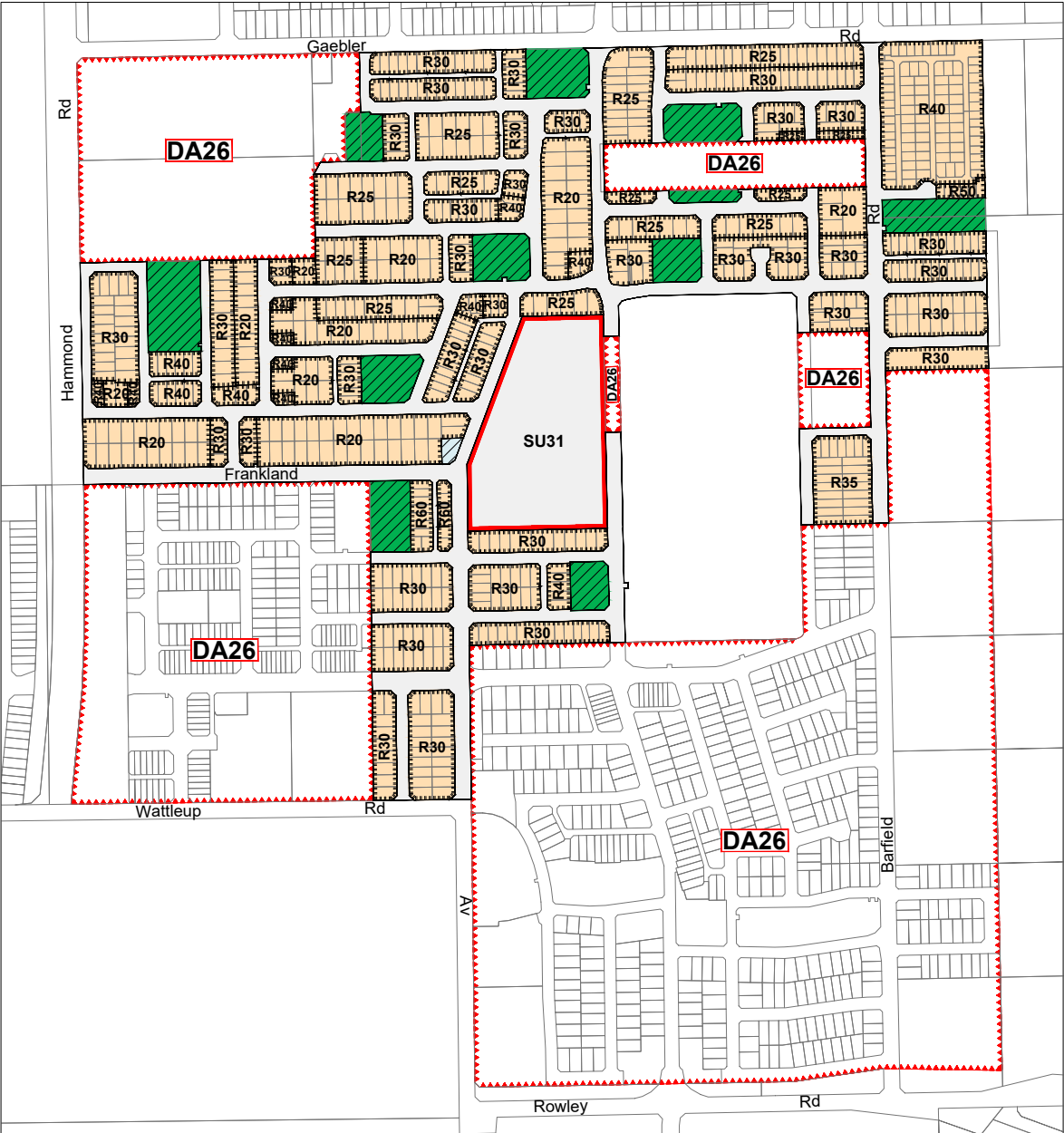
ZONES

- Residential
- Development
- Special Use



0 150m
Scale

Amendment No.170 Town Planning Scheme No.3



Scheme Amendment Map
Map 1 of 2

GENERAL

Residential Density Codes

SPECIAL CONTROL AREAS:

Development Areas

REGION RESERVES

LOCAL RESERVES

Parks and Recreation

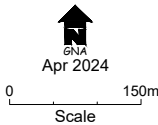
Lakes and Drainage

Local Road

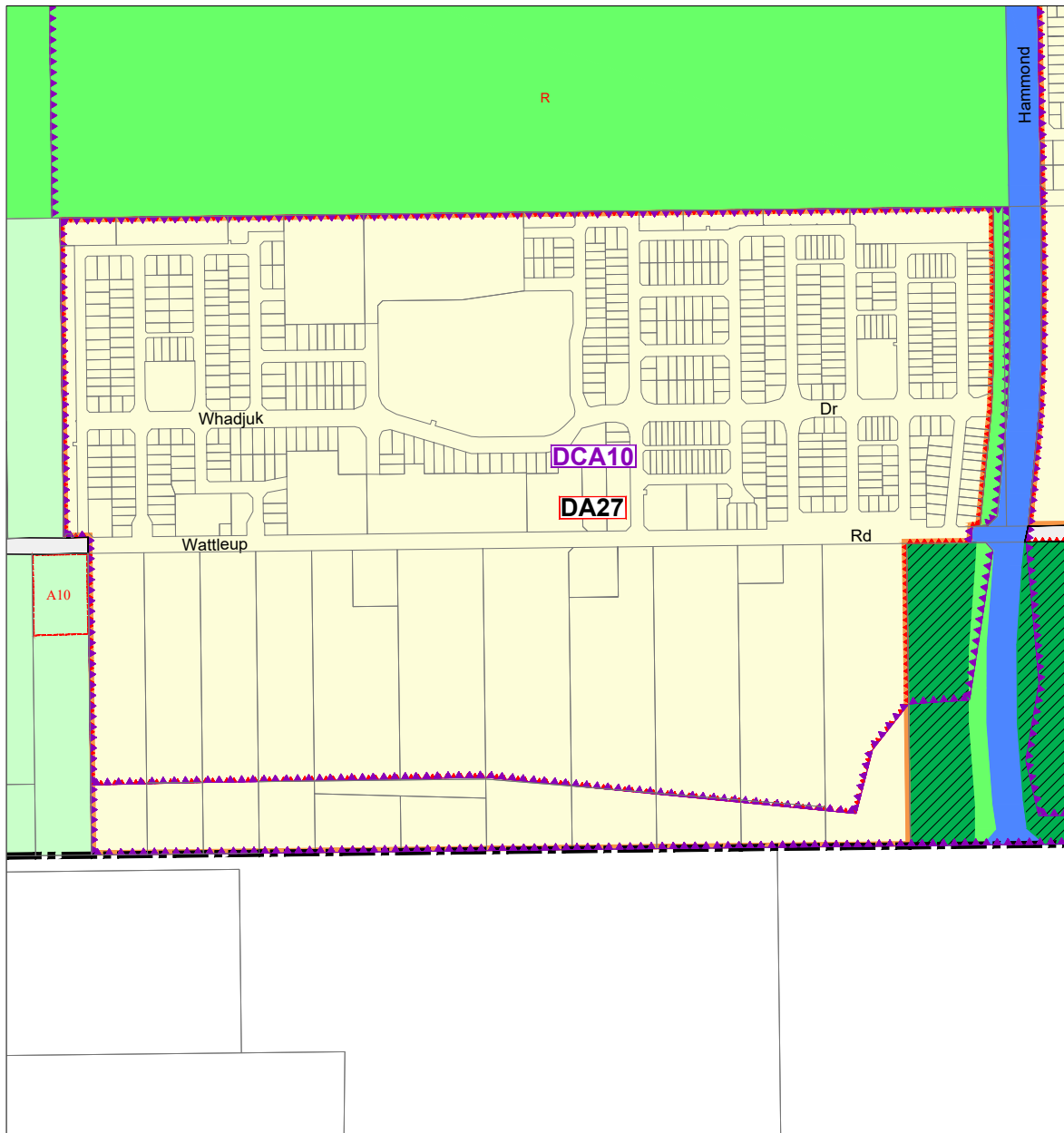
ZONES

Residential

Special Use





Amendment No.170
Town Planning Scheme No.3



Current Scheme Map

Map 2 of 2




GENERAL

-  Scheme Boundary
-  Additional Uses



SPECIAL CONTROL AREAS:

-  Development Areas
-  Development Contribution Areas




REGION RESERVES

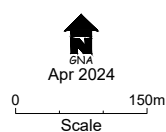
-  Parks & Recreation
-  Parks & Recreation - Restricted Public Access
-  Other Regional Roads

LOCAL RESERVES

-  Parks and Recreation
-  Local Road

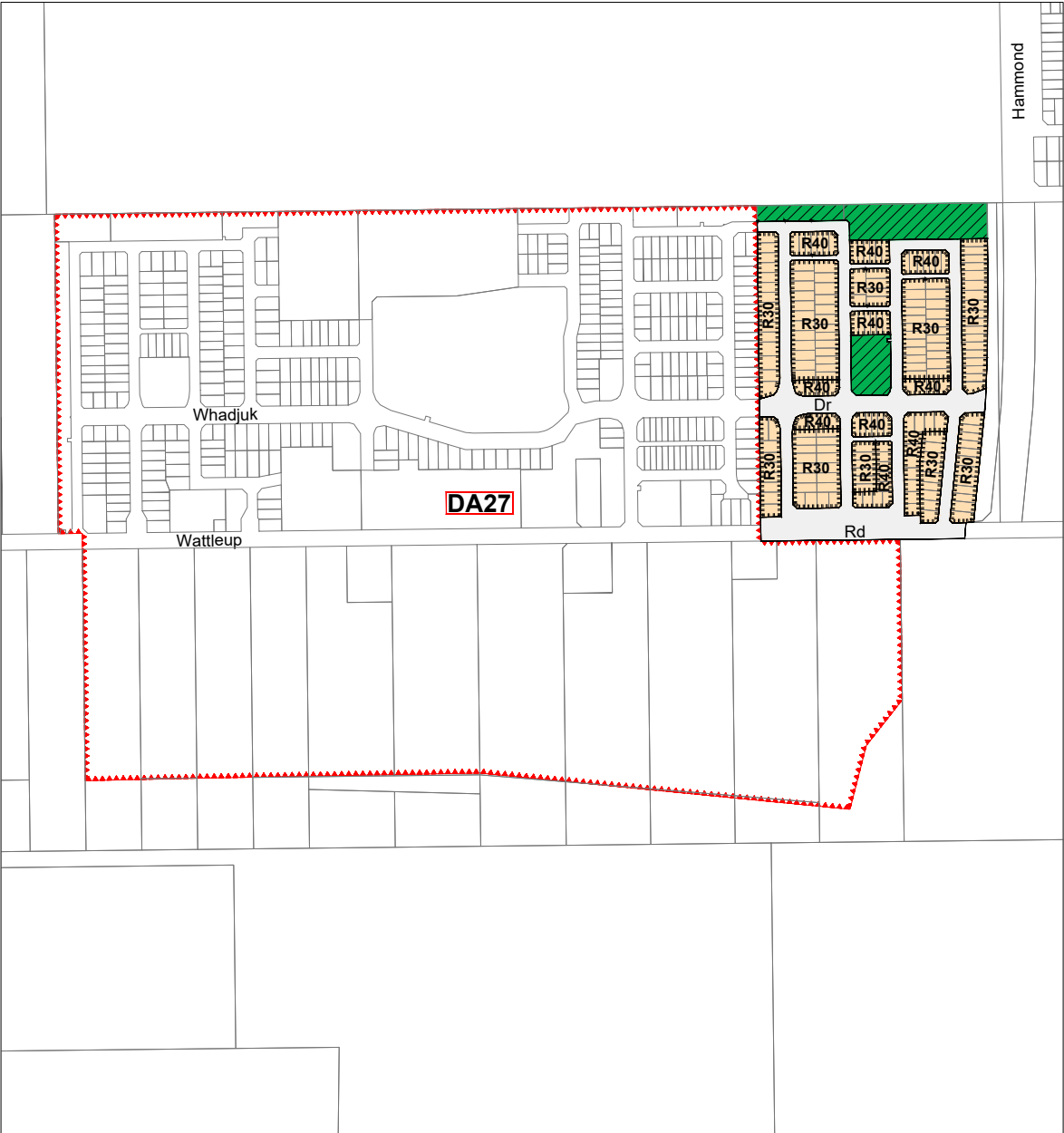
ZONES

-  Residential
-  Development
-  Rural



Amendment No.170

Town Planning Scheme No.3



Scheme Amendment Map
Map 2 of 2

GENERAL

Residential Density Codes

SPECIAL CONTROL AREAS:

Development Areas

REGION RESERVES

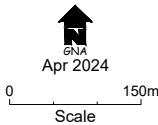
LOCAL RESERVES

Parks and Recreation

Local Road

ZONES

Residential



Amendment No.170
Town Planning Scheme No.3

This Basic Amendment was adopted and is recommended for approval by resolution of the City of Cockburn at the Ordinary Meeting of the Council held on the ____ day of _____, and the Common Seal of the City of Cockburn was hereunto affixed by the authority of a resolution of the Council in the presence of:

MAYOR

(Seal)

CHIEF EXECUTIVE OFFICER

WAPC ENDORSEMENT (r.63)

DELEGATED UNDER S.16 OF
THE P&D ACT 2005

DATE _____



APPROVAL GRANTED

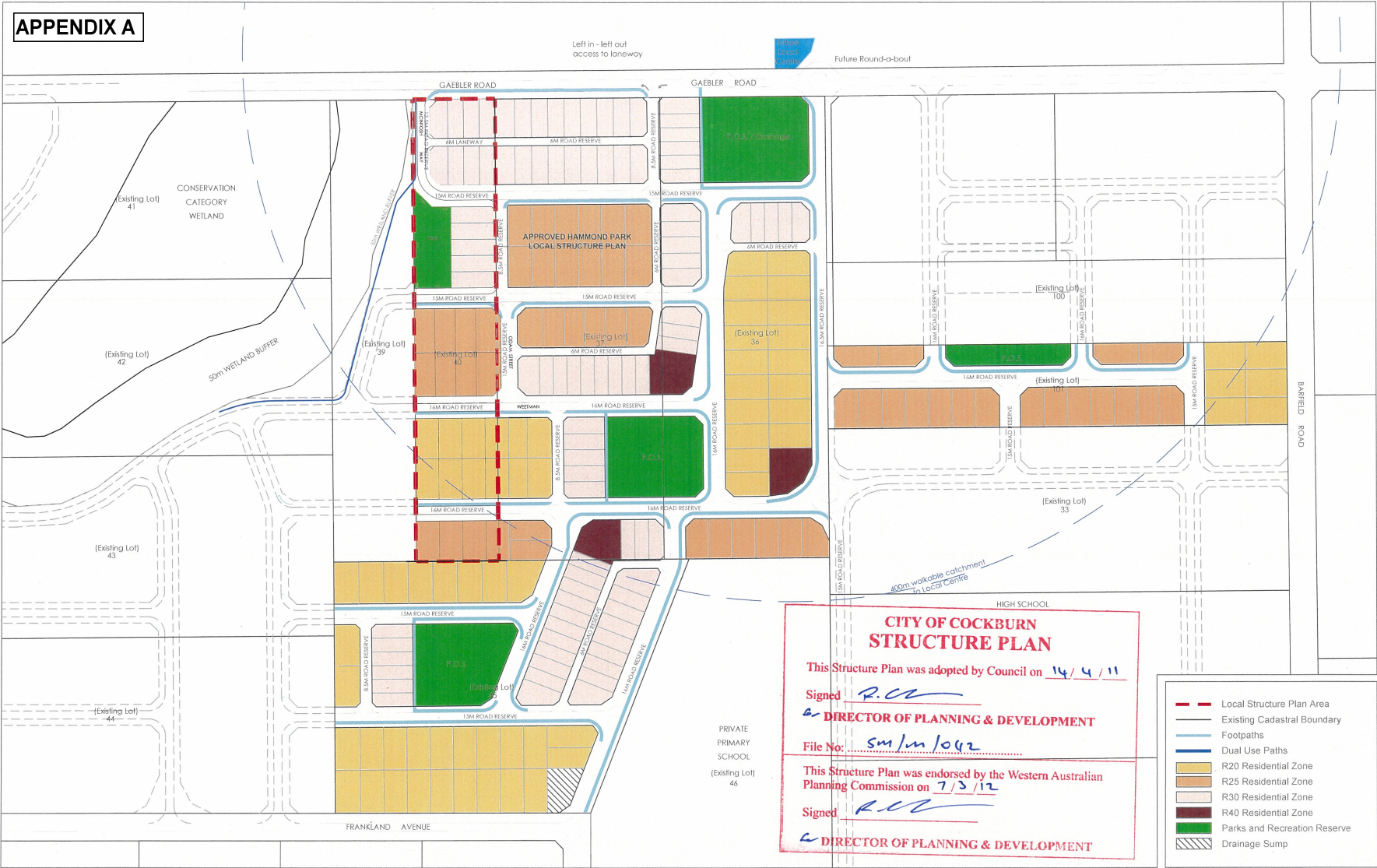
MINISTER FOR PLANNING

DATE _____

APPENDIX A-L

Current Approved Structure Plans






LOT 40 GAEBLER ROAD, HAMMOND PARK LOCAL STRUCTURE PLAN

City of Cockburn

F	Legend updated	100722	SB	AM
F	Amended Lot 40 Addition	101115	AS	AS
D	Lot 40 Addition	100816	JR	AM
0				
ISSUE DESCRIPTION		YINMCO DRAWN/APP'D		

APPENDIX B



Subdivision, Rezoning, Structure
Planning, Development Planning,
Design, Advocacy

PO Box 316 Kelmscott WA 6991

Level 1/252 Fitzgerald St, Perth
T: (08) 9228 9231

6/2954 Albany Highway, Kelmscott
T: (08) 9495 1347

admin@dykstra.com.au

Local Structure Plan

Lots 43 & 44 Frankland Ave HAMMOND PARK

28 June 2013



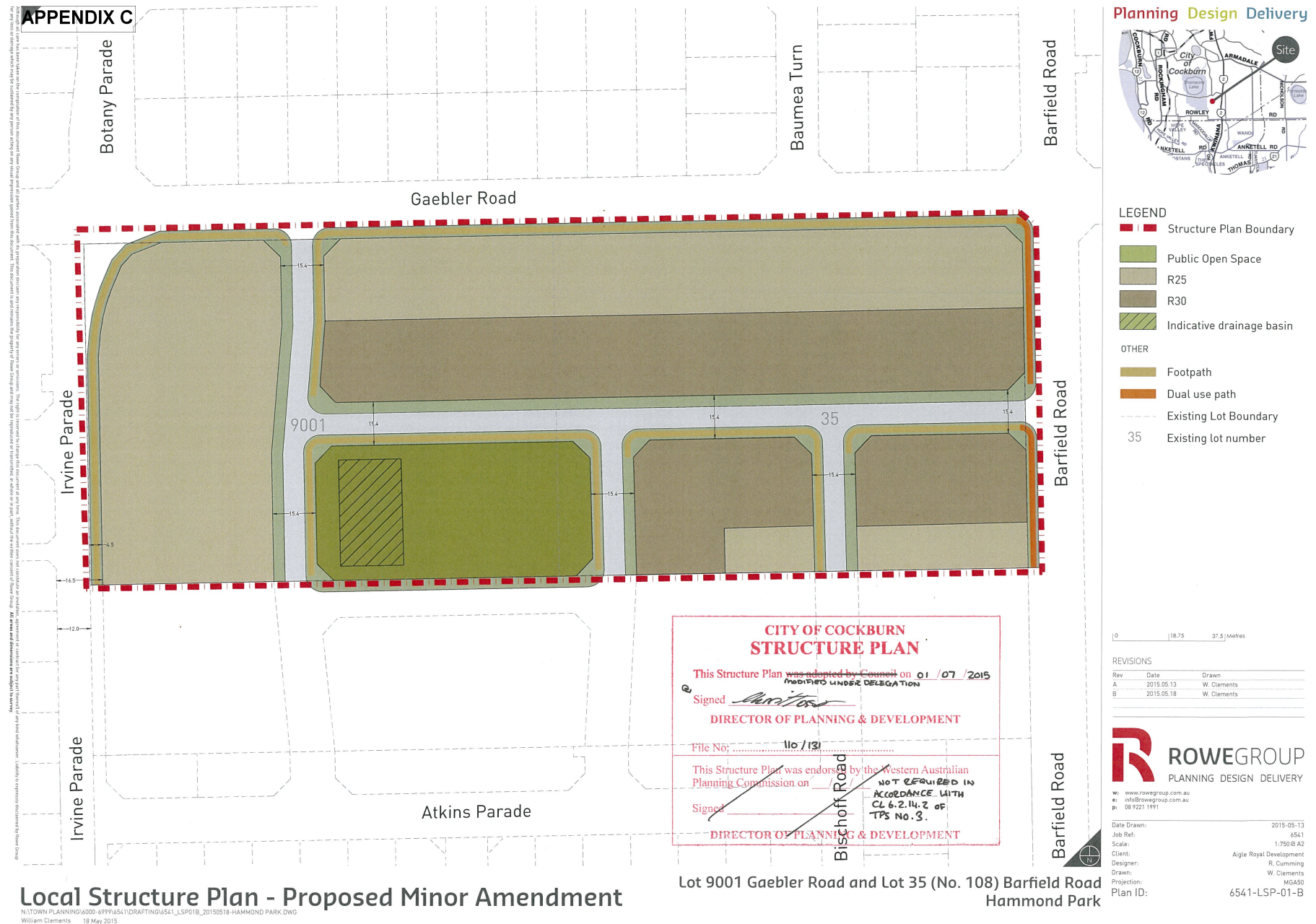
1:2000 @ A3

Plan 1

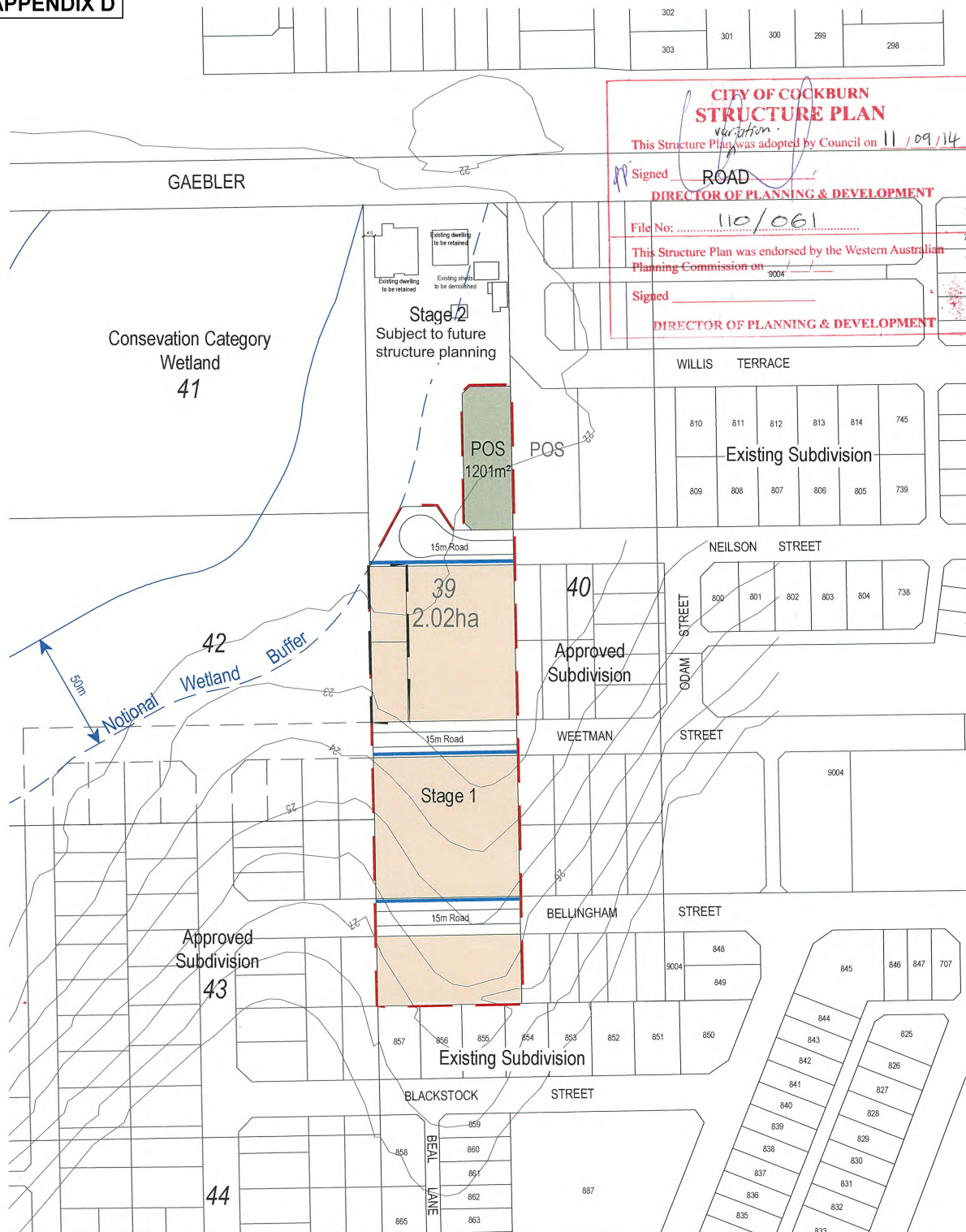
Notes:

- This document may only be used for the purpose for which it was commissioned and in accordance with the Terms of Engagement.
- The dimensions, areas and number of lots are subject to survey and also the requirements of all authorities.

131009-LSP-P1-130320-A



APPENDIX D



PROPOSED VARIATION TO LOCAL STRUCTURE PLAN

ORIGINAL LOT 39 GAEBLER ROAD, HAMMOND PARK
VARIATION 1: LOT 9002 WEETMAN STREET
HAMMOND PARK

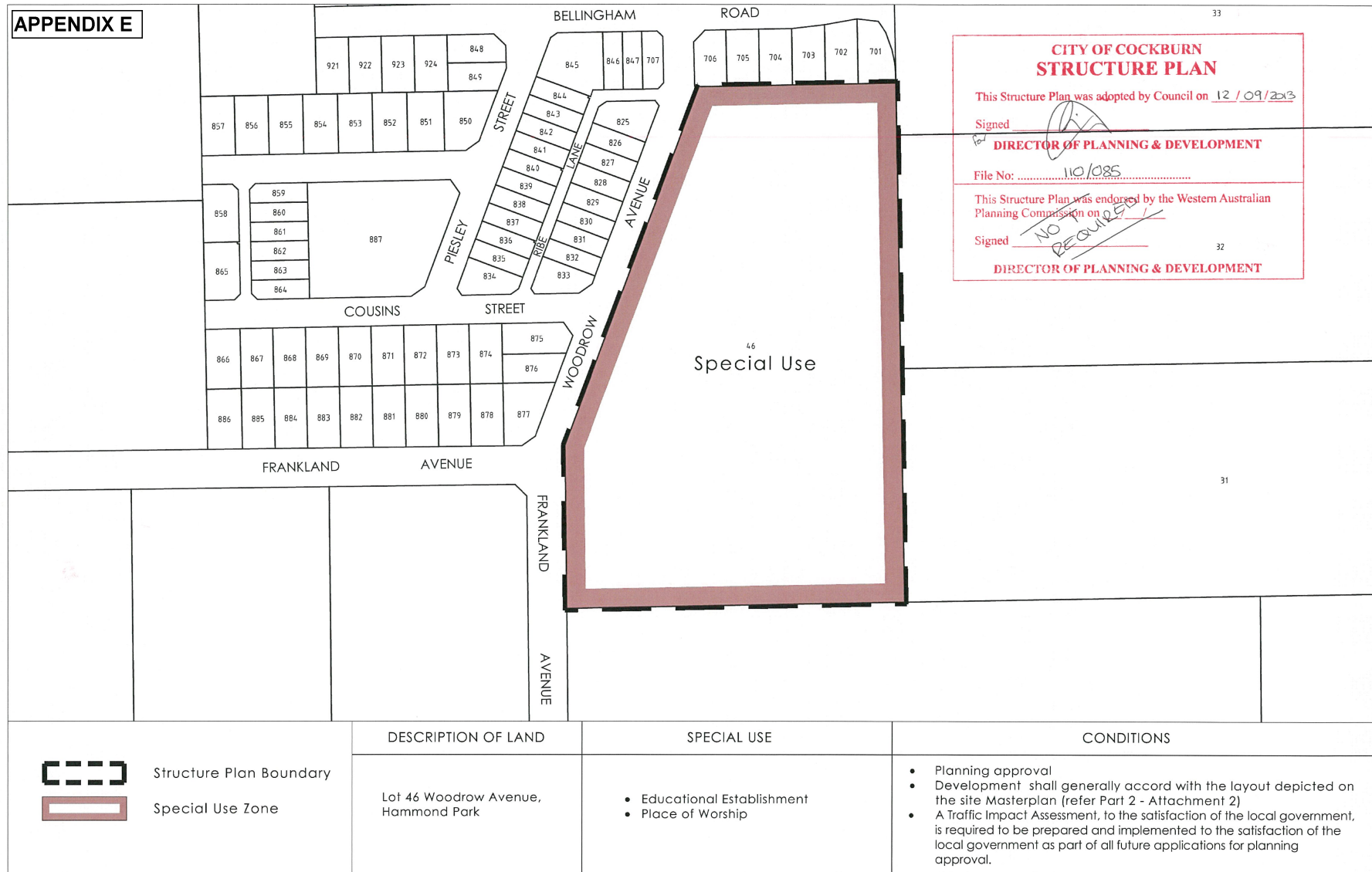
JOB REFERENCE: 100846 DATE: 18 JUNE 2012 REVISED: 2nd JULY 2014
THE DOCUMENT MAY ONLY BE USED FOR THE PURPOSE FOR WHICH IT WAS COMMISSIONED AND IN ACCORDANCE WITH THE TERMS OF ENGAGEMENT FOR THE COMMISSION. UNAUTHORISED USE OF THIS DOCUMENT IN ANY FORM WHATSOEVER IS PROHIBITED.

LEGEND
LOCAL STRUCTURE PLAN AREA (ORIGINAL LOT 39 GAEBLER ROAD, HAMMOND PARK)
EXISTING CADASTRAL BOUNDARY
FOOTPATHS
VARIATION TO STRUCTURE PLAN (LOT 9002)
ZONES / RESERVES
RESIDENTIAL R25 ZONE
PUBLIC OPEN SPACE (POS)

0 25m
SCALE 1:1000 @ A3

Plan 1

GRAY & LEWIS
LAND USE PLANNERS
Suite 5, 2 Hardy Street
South Perth, WA 6151
T (08) 9474 1722
F (08) 9474 1172
perth@graylewis.com.au



LOCAL STRUCTURE PLAN (PLAN A)

Hammond Park Catholic Primary School
Lot 46 Woodrow Avenue, Hammond Park - City of Cockburn

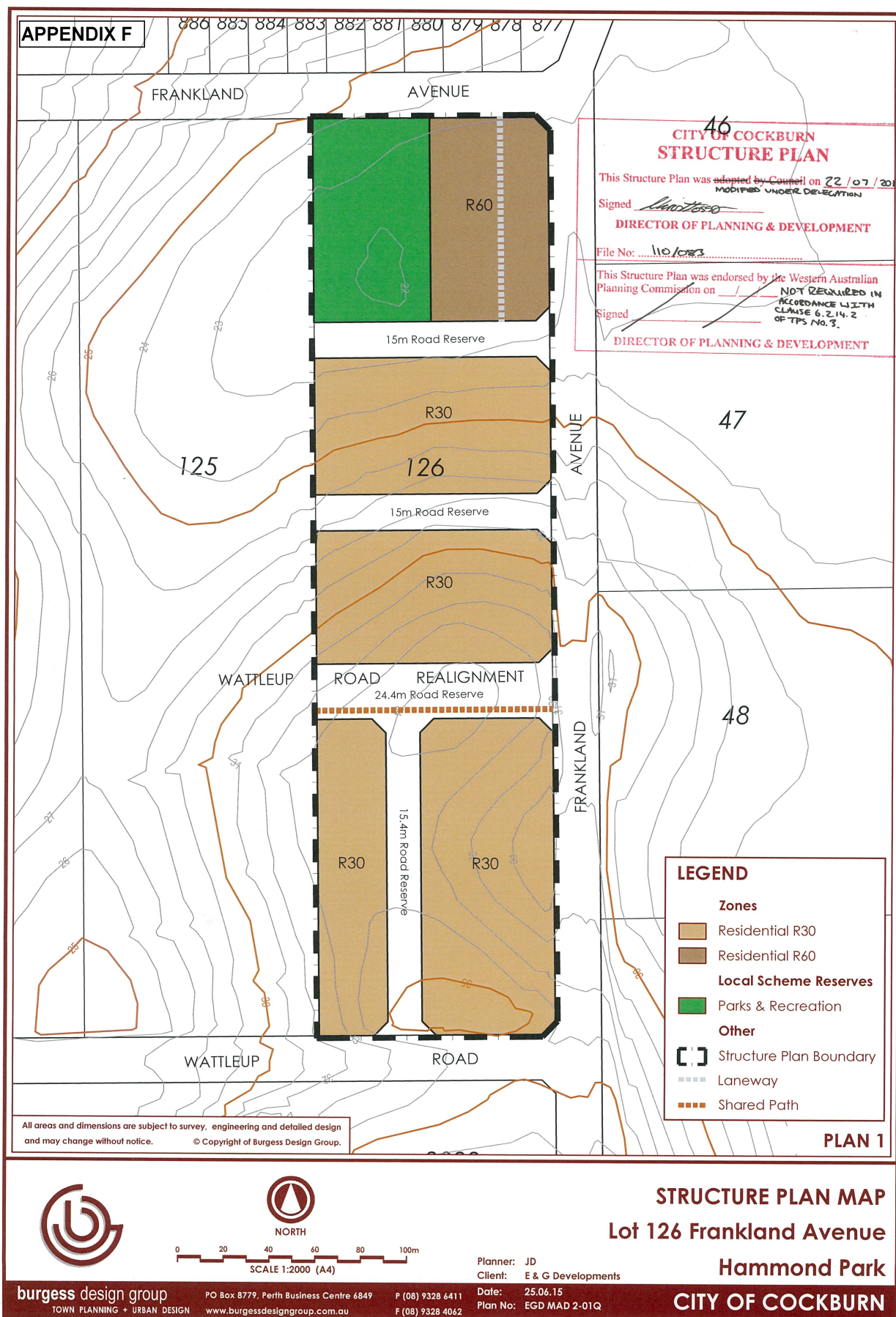


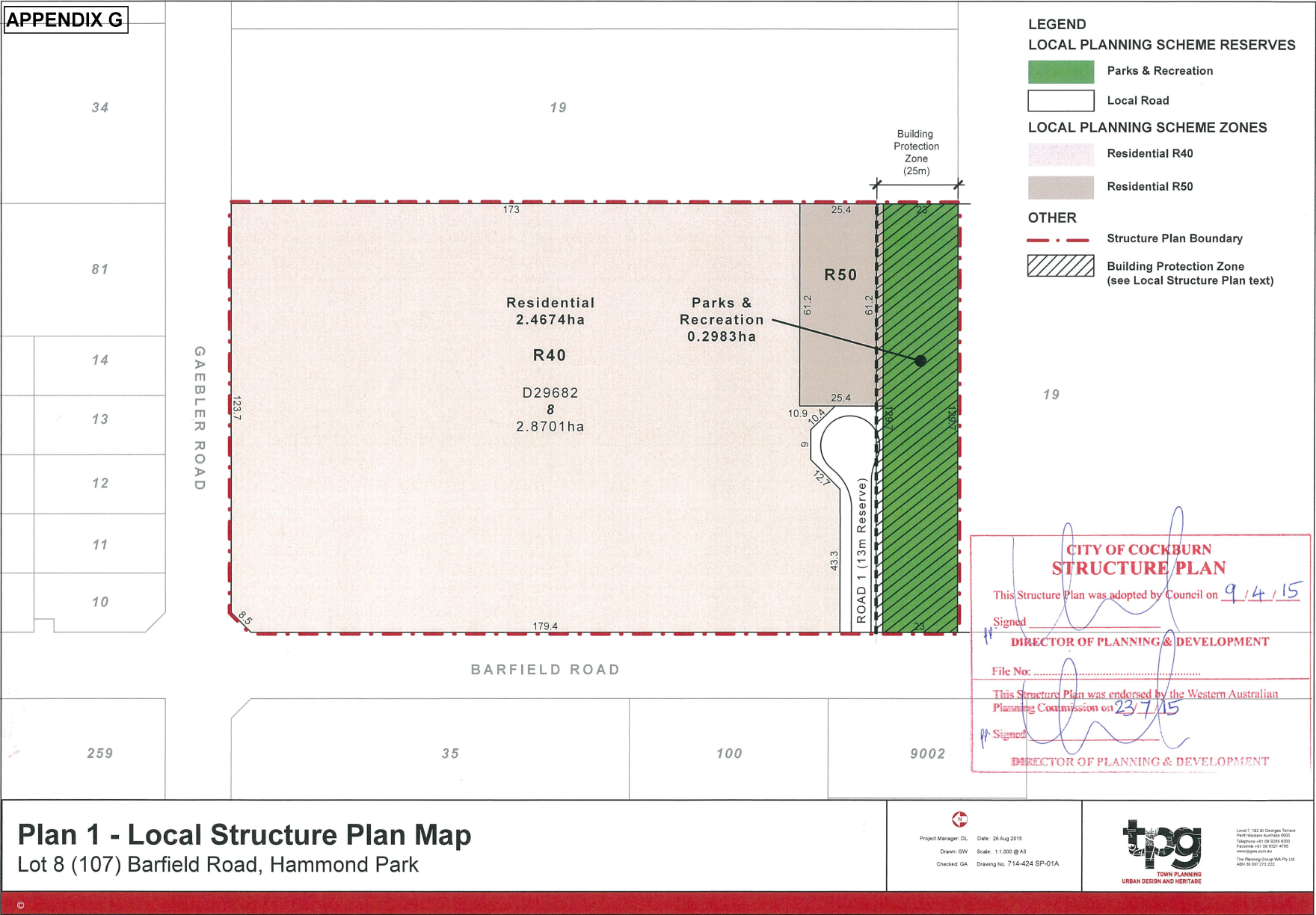
plan no: 2321-04C-01

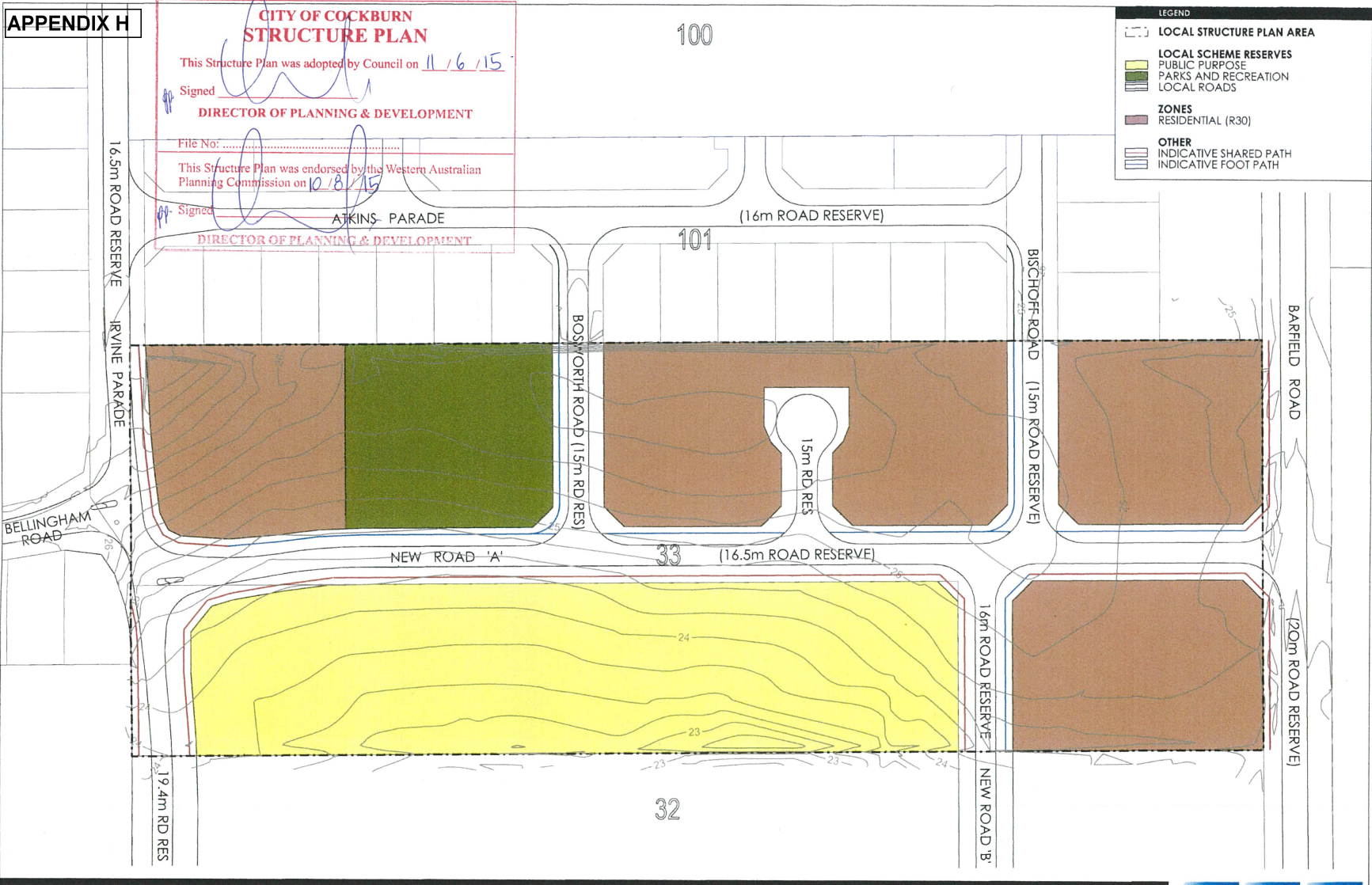
scale: 1:2500 @ A4
date: 23.09.2013

T: (+618) 9352 3233 F: (+618) 9352 1127
E: admin@cleplan.com.au
www.cleplan.com.au
12-36 KIMMARD STREET SUBIACO WA 6008
PO BOX 795 SUBIACO WA 6004

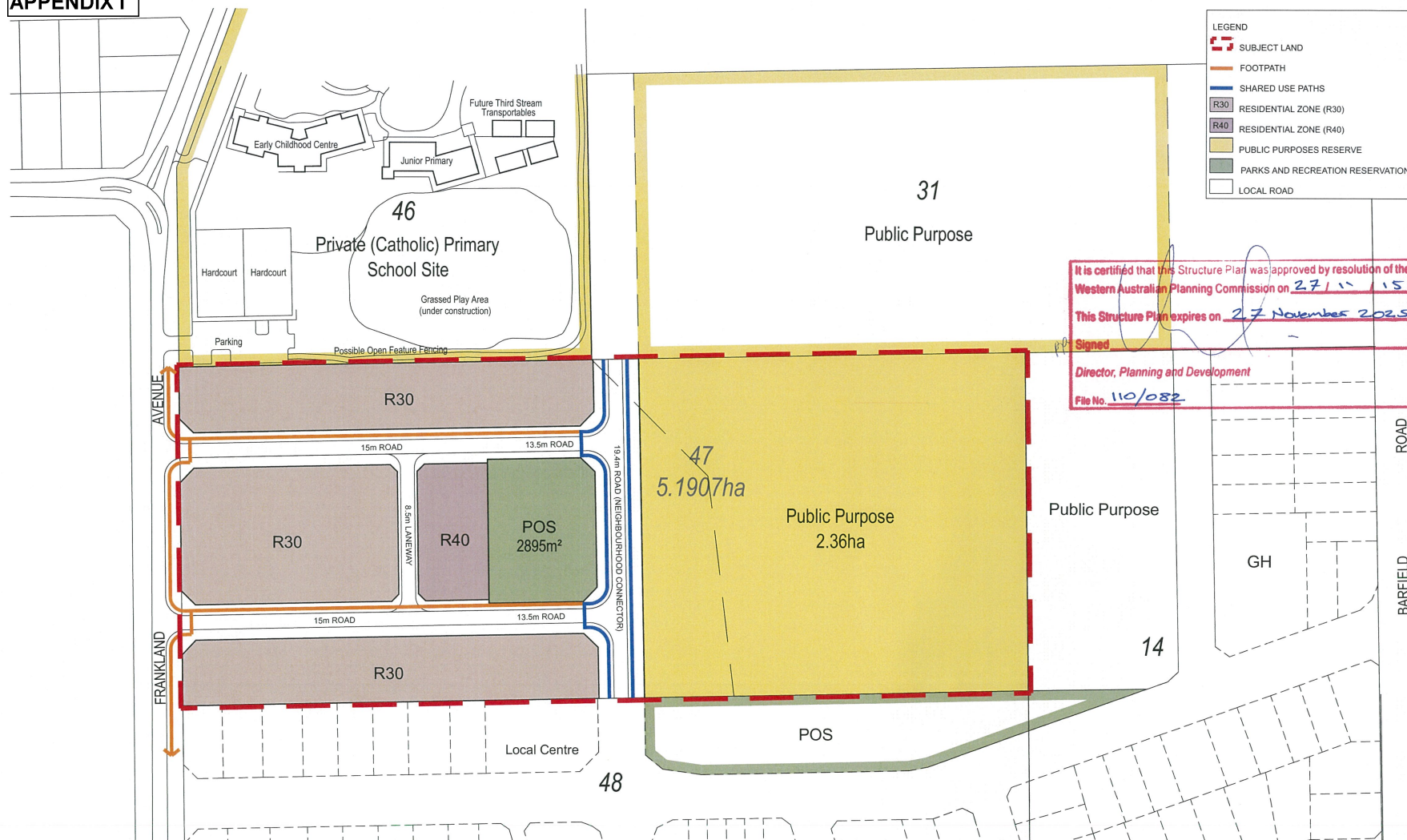
This plan is current at the revised date & subject to approval, survey & engineering detail. This plan remains the property of CLE ©

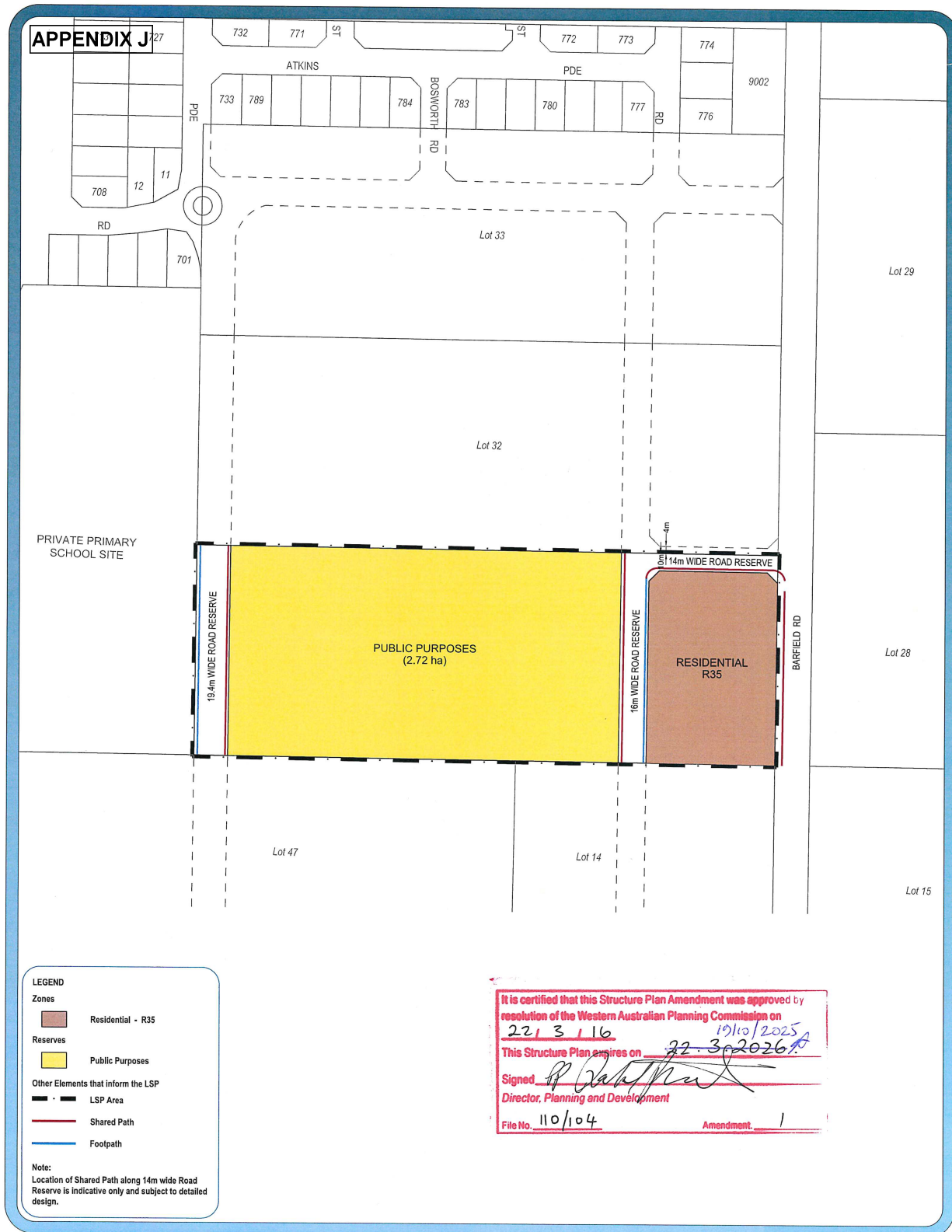






APPENDIX I





Lot 31 Barfield Rd
Hammond Park
Local Structure Plan Map



Harley Dykstra

PLANNING & SURVEY SOLUTIONS

DRAWN BdR 29-07-2015		DRAWING No 131062-LSP-F3-P1-150120-I	
SCALE AT A3 1:2000			
REV A	DESCRIPTION Original Drawing	DATE 25-11-13	0 20 40 60 80 100
			ALL DISTANCES ARE IN METERS

PERTH OFFICE:

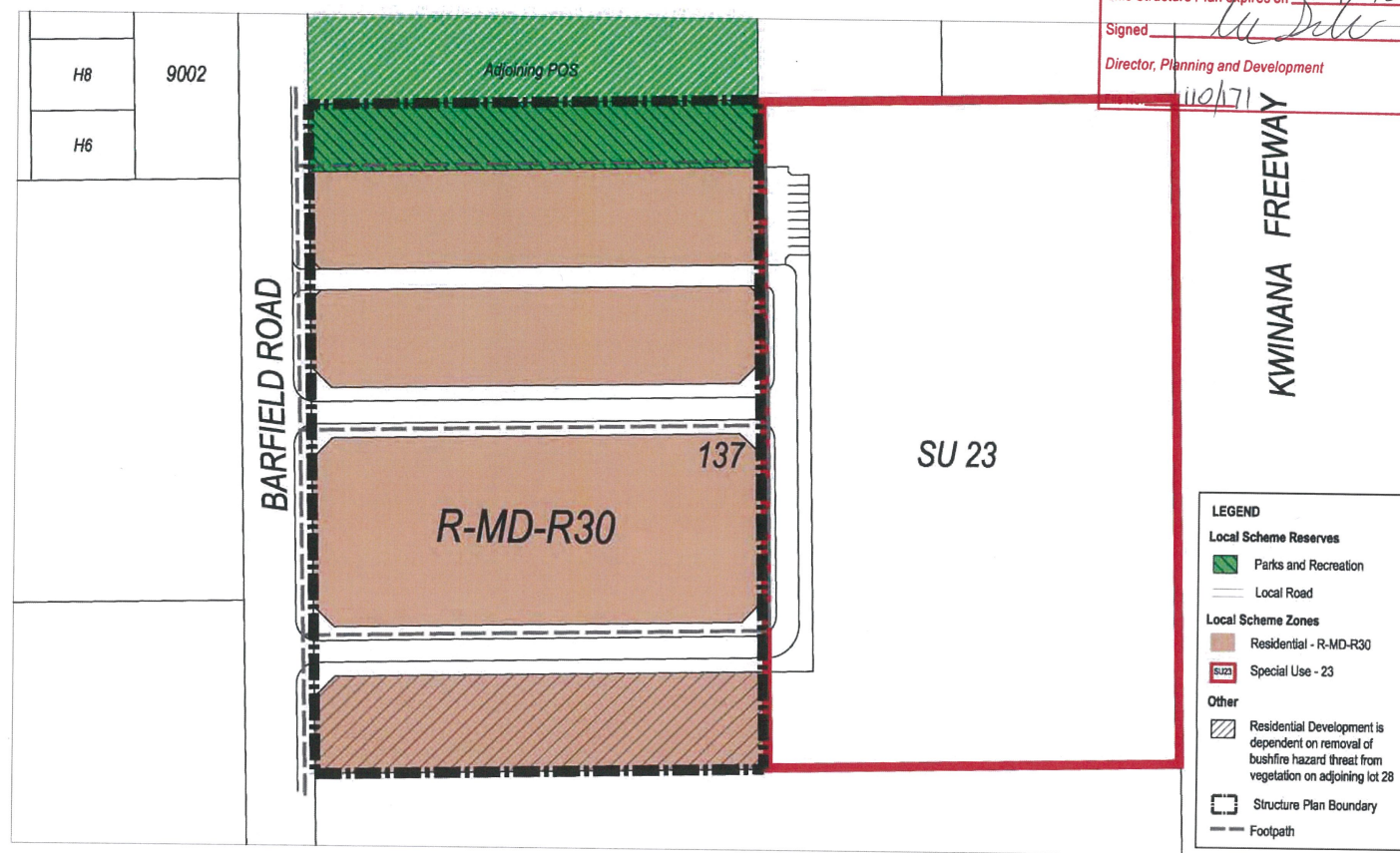
Level 1, 252 Fitzgerald Street, Perth WA 6000
T: 08 9228 9192
E: perth@harleydykstra.com.au
W: www.harleydykstra.com.au
Offices also at Albany, Bunbury, Busselton and

COPYRIGHT:

This document is and shall remain the property of HARLEY DYKSTRA. The document may only be used for the purpose for which it was commissioned and in accordance with the terms of engagement for the commission. Unauthorised use of this document in any form whatsoever is prohibited.

NOTE:
This plan has been prepared for planning purposes. Areas, Contours and Dimensions shown are subject to survey.

APPENDIX K



It is certified that this Structure Plan was approved by resolution of the Western Australian Planning Commission on 12/12/2017
 This Structure Plan expires on 12/12/2027
 Signed [Signature]
 Director, Planning and Development
11/01/21

137 BARFIELD ROAD STRUCTURE PLAN

137 Barfield Road
 Hammond Park - City of Cockburn

DISCLAIMER: AREA SUBJECT TO APPLICATION. DRIVEWAYS DIAGNOSTIC ONLY. ALL AREAS AND DIMENSIONS ARE APPROXIMATE ONLY AND ARE SUBJECT TO FURTHER SURVEY ENGINEERING AND DETAIL DESIGN.

date: 05/05/18 | scale at A3: 1:1000 | ref: 350A STR 01 | revised: 23/11/17

masterplan
 www.masterplanwa.com

14
 masterplan
 137 Barfield Road Structure Plan

14.1.2 (2024/MINUTE NO 0078) Recommendation on Final Adoption - (Standard) Amendment No.172 to Town Planning Scheme No. 3 - Partial Rationalisation of Development Area 37 (Calleya Estate Town Centre - Treeby)

Executive	Director Planning and Sustainability
Author	Strategic Planning Officer
Attachments	1. Advertised Amendment No.172 Report ↓ 2. Schedule of Submissions ↓
Location	Treeby
Owner	Various
Applicant	City of Cockburn
Application Reference	109/172

Officer Recommendation/Council Decision

MOVED Cr T Widenbar SECONDED Cr T Dewan
That Council:

- (1) ADOPTS the Schedule of Submissions prepared in response to proposed Scheme Amendment No.172 as set out in Attachment 2;
- (2) SUPPORTS final approval of Scheme Amendment No.172 as advertised (i.e. without the need for modification), for the purposes of:
 1. Rezoning various lots within 'Development Area 37' from 'Development' to 'Residential (R25)', 'Residential (R40)' and 'Residential (R80)', 'as depicted on the Scheme Amendment Map.
 2. Reducing the extent of the 'Development Area 37' special control area boundary, as depicted on the Scheme Amendment Map;
- (3) DELEGATES authorisation and submission of the amendment documentation to the Western Australian Planning Commission along with a request for the endorsement of final approval by the Hon. Minister for Planning; and
- (4) ADVISES those who made a submission of Council's decision accordingly.

CARRIED 10/0

Background

Initiated by Council at the 14 December 2023 Ordinary Council Meeting, Scheme Amendment No.169 (Item 14.1.3) and No.172 (Item 14.1.4) collectively propose to transfer the zones and reserves from several approved Structure Plans within Development Area 37 into Town Planning Scheme No.3 (TPS3).

This process, commonly referred to as Structure Plan 'rationalisation', ensures the City retains appropriate planning mechanisms to guide and control future use and/or redevelopment of the land (including a similar range of permissible land uses and



associated development standards as currently apply), consistent with community expectations.

Scheme Amendment No.172 predominantly concerns land in and around the Treeby Town centre.

Specifically, it seeks to zone single terrace and grouped housing (located either side of the Treeby Shopping Centre) and refine the residential density coding of two single houses south of Amethyst Park (adjacent to the Light and Service Industry zone) to match the developed outcome on the ground.

These areas were specifically excluded from Scheme Amendment No.169 as they did not meet the definition of a 'basic' amendment and required public advertising due to involving zones and/or coding not directly matching those depicted on the WAPC approved Banjup Quarry Local Structure Plan.

On 10 January 2024, the Environmental Protection Authority (EPA) determined formal environmental assessment was not required.

On 5 February 2024, the Department of Planning, Lands and Heritage (DPLH) under delegation from the Minister for Planning, approved advertising of the Scheme Amendment.

Status of Scheme Amendment No.169

On 11 March 2024, the City received advice that the Minister for Planning had granted final approval to Scheme Amendment No.169.

The proposal was subsequently gazetted on 15 March 2024.

Of note, the current Scheme Map depicted in the advertised Scheme Amendment Report (Attachment 1) reflects the zoning at time of initiation (14 December 2023), and therefore does not reflect the changes that have now been completed via Scheme Amendment No.169. Procedurally, this is the correct manner as the Scheme Amendment Report isn't changed following initiation (unless instructed by the Minister for Planning).

Report

A copy of the advertised Scheme Amendment, inclusive of the justification for the various zonings and reservations proposed, and consequential impact/revocation of the Structure Plans is attached (refer Attachment 1).

The purpose of this report is to consider submissions made during the advertising period and make a recommendation to the Minister for Planning on final determination.

Only one submission was received during the advertising period, advising of their support for the proposal.



Nothing has arisen since initiation warranting any form of modification to the proposal prior to final determination.

If approved by the Minister, a consequence of the Amendment is the remaining portions of the Banjup Quarry Local Structure Plan (Calleya Estate) will be revoked.

Strategic Plans/Policy Implications

Local Economy

A sustainable and diverse local economy that attracts increased investment and provides local employment.

- A City that is 'easy to do business with'.

Listening & Leading

A community focused, sustainable, accountable and progressive organisation.

- Best practice Governance, partnerships and value for money.

Budget/Financial Implications

Not applicable – the Scheme Amendment documentation has been prepared, and the proposal will continue to be progressed by the administration under its FY24 budget allocation.

Legal Implications

- *Planning and Development Act 2005*
- *Planning and Development (Local Planning Schemes) Regulations 2015*

Community Consultation

The proposal was advertised for 42 days, in accordance with Part 5, Division 3, Regulation 47 of the *Planning and Development (Local Planning Schemes) Regulations 2015*, between 14 February and 27 March 2024.

Advertising consisted of a notice and electronic copies of the documentation being made available on the City's 'Comment on Cockburn' website, letters to directly affected landowners and/or occupiers, and relevant State Government Agencies.

Hard copies of the documentation were also available to view during work hours at the City's Administration Building, Spearwood for the duration of the advertising period.

The City received one (1) submission from a member of the public, advising of their support.

A copy of the Schedule of Submissions, including an officer response to the submission, is included (refer Attachment 2).



Risk Management Implications

The officer recommendation considers the relevant planning matters associated with the proposal. It is considered that the officer recommendation is appropriate.

If the Scheme Amendment does not proceed (or is ultimately refused by the Minister for Planning):

- an opportunity will be missed to simplify the planning framework and remove additional layers of planning (Structure Plans) that have served their purpose
- the City will need to consider alternatives to ensure an appropriate local planning framework is in place to guide future land use and/or redevelopment proposals in the area ahead of the Structure Plans expiring on 19 October 2025.

Advice to Proponent(s)/Submitters

The individual who lodged a submission on the proposal has been advised that this matter is to be considered at the 14 May 2024 Ordinary Council Meeting.

Implications of Section 3.18(3) *Local Government Act 1995*

Nil





Town Planning Scheme No.3
Amendment No.172
(Standard)

*Partial Rationalisation of Development Area 37
Calleja Estate / Treeby Town Centre*

DECEMBER 2023

Planning and Development Act 2005
RESOLUTION TO AMEND A TOWN PLANNING SCHEME

City of Cockburn
Town Planning Scheme No.3
Amendment No.172

RESOLVED that the Council, in pursuance of Section 75 of the *Planning and Development Act 2005*, amend the City of Cockburn Town Planning Scheme No.3 by:

1. Rezoning various lots within 'Development Area 37' from 'Development' to 'Residential (R25)', 'Residential (R40)' and 'Residential (R80)', 'as depicted on the Scheme Amendment Map.
2. Reducing the extent of the 'Development Area 37' special control area boundary, as depicted on the Scheme Amendment Map.

The amendment is 'Standard' under the provisions of the *Planning and Development (Local Planning Schemes) Regulations 2015* for the following reason(s). It is:

- *an amendment to the scheme map that is consistent with a structure plan or local development plan that has been approved under the scheme for the land to which the amendment relates if the scheme does not currently include zones of all the types that are outlined in the plan;*
- *an amendment that would have minimal impact on land in the scheme area that is not the subject of the amendment; and*
- *an amendment that does not result in any significant environmental, social, economic or governance impacts on land in the scheme area.*

Pursuant to Regulation 35A of the *Planning and Development (Local Planning Schemes) Regulations 2015*, the amendment to the above Local Planning Scheme affects the following structure plans:

Structure Plan #	Address	Endorsement Date	WAPC Reference
37A	Banjup Quarry Local Structure Plan	23/4/2020	SPN/0521

Upon the amendment taking effect the remaining portions of the approved structure plan are to be revoked.

Dated this day of 20.....

CHIEF EXECUTIVE OFFICER

AMENDMENT REPORT

1.0 INTRODUCTION

Local Structure Plan 37A has been fully implemented.

The purpose of this standard scheme amendment is to transfer the remaining zones and reserves shown for this structure plan into Town Planning Scheme No.3 (TPS3), to ensure the City maintains appropriate development control once the structure plan expires on 19 October 2025.

This process is referred to as the rationalisation of a structure plan.

2.0 BACKGROUND

Development Area 37 (DA37) was created in October 2013 via Scheme Amendment #95, in response to the gazettal of Metropolitan Region Scheme (MRS) Amendment 1221/41 which rezoned:

- Lots 9002 Armadale Road, 9004 Jandakot Road and 132 Fraser Road from the 'Rural-Water Protection' to the 'Urban' zone; and
- Lot 701 (former Lot 1) Armadale Road, from the 'Rural-Water Protection' to the 'Urban Deferred' zone.

The deferred zoning of Lot 701 was requested by Main Roads WA due to potential land requirements associated with the North Lake Bridge / Armadale Road realignment. Following finalisation of the regional road designs, the land's deferred status was lifted by the Western Australian Planning Commission in March 2014 via MRS Amendment 1269/27.

DA37 currently contains one endorsed structure plan, as per below:

Structure Plan #	Address	Endorsement Date	Amendment Type Required
37A	Banjup Quarry Local Structure Plan (Calleya Estate)	23/4/2020	Basic/Standard

Rationalisation of most of this Structure Plan forms the subject of a separate 'Basic' Scheme Amendment (#169). This proposal seeks to rationalise the remaining portions of Structure Plan 37A that couldn't be included in that 'basic' amendment, based on a desire to adjust the Structure Plan zonings and/or residential density codings to match the development that has subsequently occurred on the ground.

The extent of DA37 (thick black dashed line) and this scheme amendment proposal (red solid line) are depicted on **Figures 1 and 2**.

Lot 701 Armadale Road and Lot 9056 Bluegrass Street (dashed light blue line) are currently undeveloped with Lot 701 yet to form the subject of an approved local structure plan and Lot 9056 still in private ownership, pending the development of Lot 701. As a result, these two lots are not being rationalised at this time and will retain their existing 'Development' zoning as the final remnant portions of DA37.

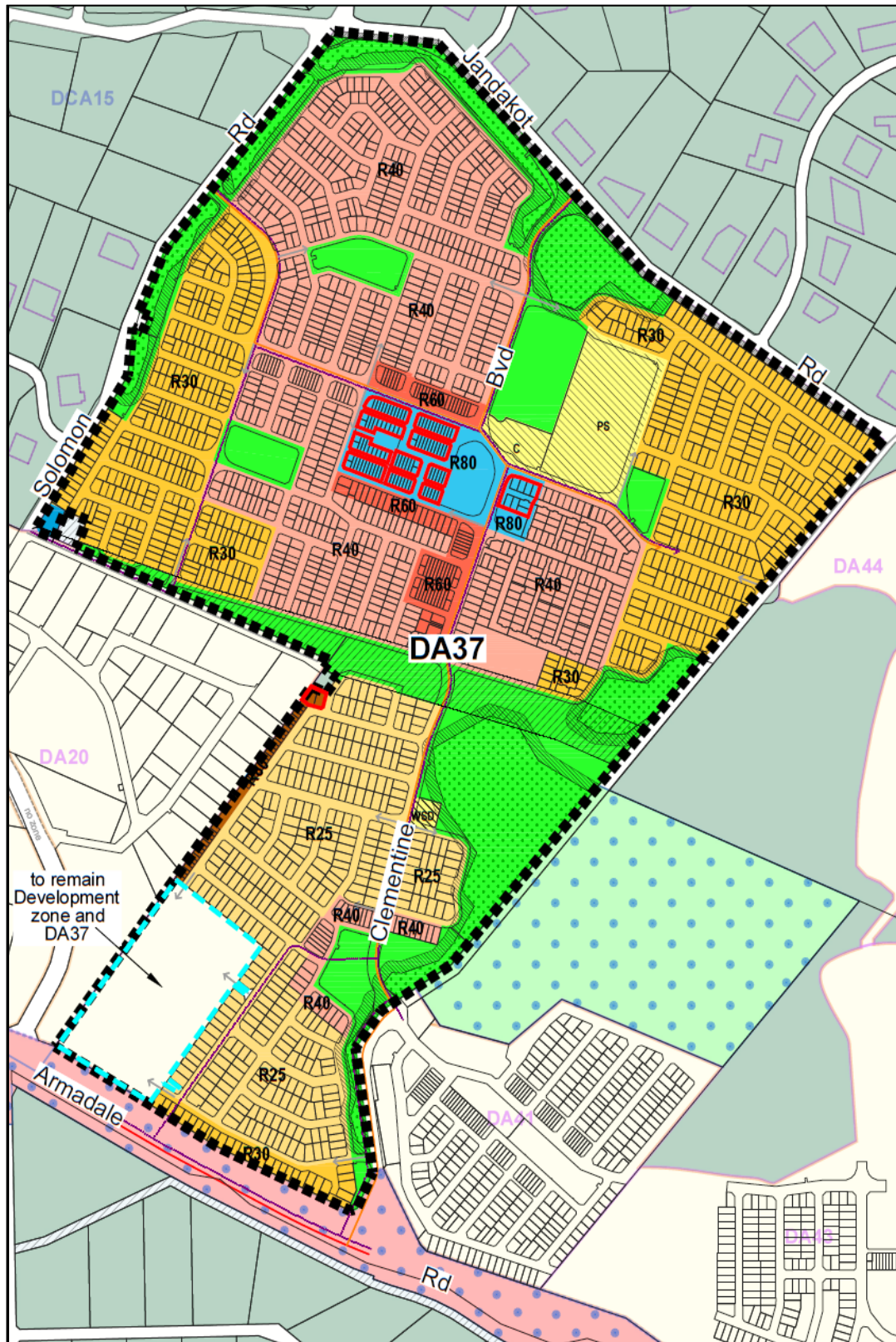


Figure 1 – DA37, Amendment and WAPC Approved Structure Plan Extents

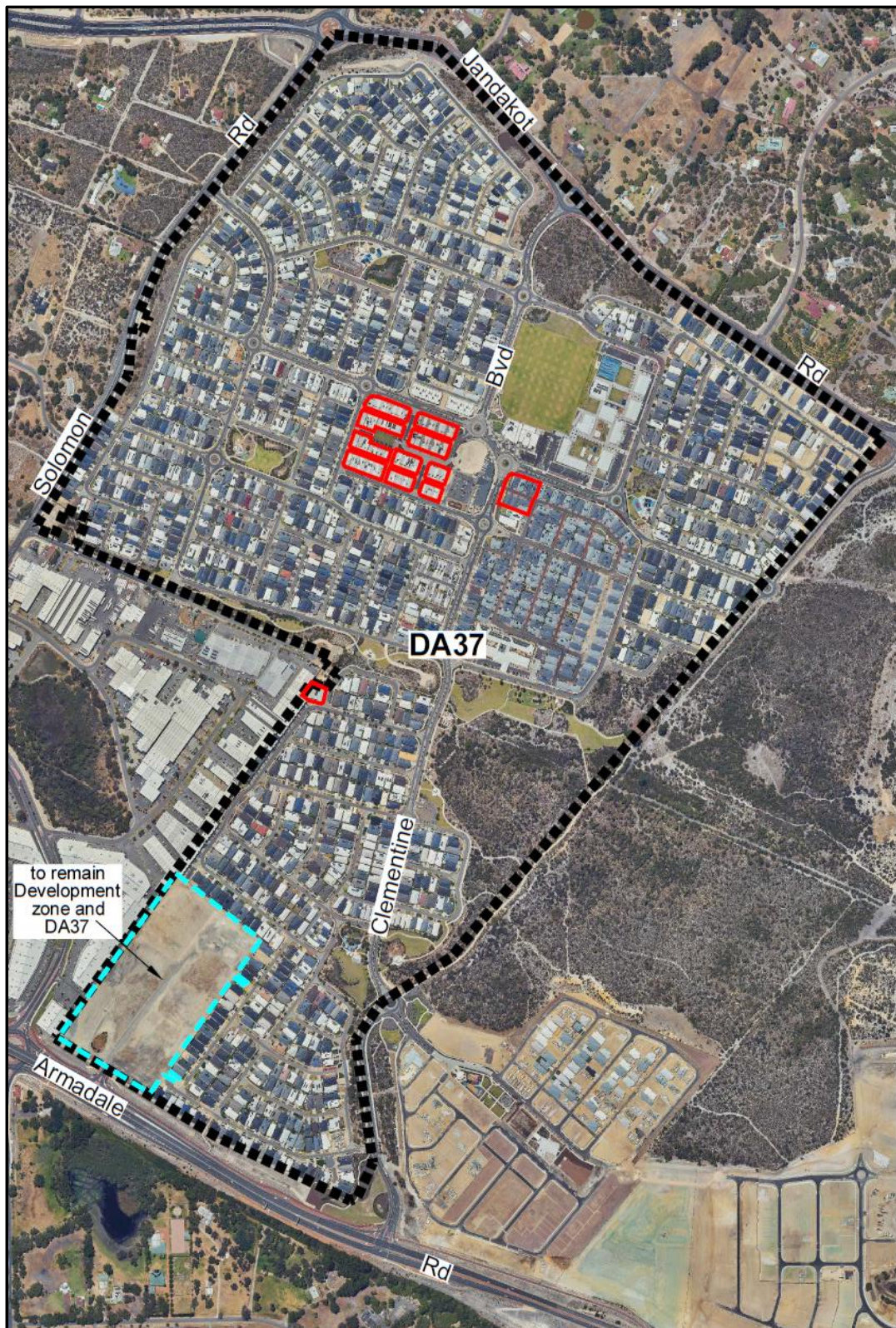


Figure 2 – Aerial Photograph showing extent of completed Subdivision and Development

The affected area is currently covered by Local Development Plans (LDP's). This amendment has no effect on the operation of those instruments which will remain in effect until they expire on (or after) 19 October 2025.

3.0 AMENDMENT TYPE

Part 5, Division 1, Regulation 34 of the *Planning and Development (Local Planning Schemes) Regulations 2015*, identifies different amendment types: basic, standard and complex.

Regulation 35(2) requires the local government to specify in their resolutions to prepare or adopt an amendment what type of amendment it is, as well as the explanation for forming that opinion.

This proposed amendment is considered a 'standard' amendment, which Regulation 34 describes as any of the following amendments to a local planning scheme:

- a) *an amendment relating to a zone or reserve that is consistent with the objectives identified in the scheme for that zone or reserve;*
- b) *an amendment that is consistent with a local planning strategy for the scheme that has been endorsed by the Commission;*
- c) *an amendment to the scheme so that it is consistent with a region planning scheme that applies to the scheme area, other than an amendment that is a basic amendment;*
- d) *an amendment to the scheme map that is consistent with a structure plan, activity centre plan or local development plan that has been approved under the scheme for the land to which the amendment relates if the scheme does not currently include zones of all the types that are outlined in the plan;*
- e) *an amendment that would have minimal impact on land in the scheme area that is not the subject of the amendment;*
- f) *an amendment that does not result in any significant environmental, social, economic or governance impacts on land in the scheme area;*
- g) *any other amendment that is not a complex or basic amendment.*

This proposed amendment satisfies parts (d), (e) and (f) of the above criteria.

Specifically, it is an amendment that involves zoning land consistent with the intent and subsequent land use and built form outcome of approved structure plans for the same land, and/or other minor adjustments in a manner that do not have any significant environmental, social, economic or governance impact on surrounding land.

4.0 TOWN PLANNING CONTEXT

4.1 State Planning Framework

The entirety of DA37 is identified in the *South Metropolitan Peel Sub-Regional Planning Framework* and zoned 'Urban' under the Metropolitan Region Scheme.

4.2 City of Cockburn Local Planning Framework

Under TPS3, the area is zoned 'Development' and identified on the Scheme Map and in Table 9 of the Scheme Text as Development 37.

The purpose of the 'Development' zone is to trigger the requirement for a Structure Plan to guide further subdivision and/or development.

Table 9 allows specific 'provisions' to then be applied to defined Development Areas, to inform the subsequent structure planning and subdivision processes. For DA37 it includes the following:

TABLE 9 – DEVELOPMENT AREA		
REF. NO.	AREA	PROVISIONS
DA 37	Banjup Quarry Redevelopment	<ol style="list-style-type: none"> 1. An approved Structure Plan together with all approved amendments shall be given due regard in the assessment of applications for subdivision, land use and development in accordance with clause 27(1) of the Deemed Provisions. 2. The Structure Plan is to provide for an appropriate mix of residential and non-residential land uses, in order to support the objective for a mixed-use neighbourhood. Non-residential land uses may include compatible commercial and industrial (light and service industry) land uses, as a means to provide an appropriate interface and transition to the western adjoining Solomon Road Development Area 20. 3. The Structure Plan is to provide for safe and efficient pedestrian connections between DA37 and the Cockburn Central Railway Station.

The land also forms the subject of Development Contribution Areas 13 and 15 (DCA13 & DCA15) under TPS3. This amendment has no impact of the operation of these DCA's

5.0 PROPOSAL

Subdivision and development of substantive portions of DA37 (in particular the entirety of the land covered by Structure Plan 37A) is complete, meaning it has served its purpose and is no longer required.

In combination with Scheme Amendment #169 this proposal therefore seeks to remove these areas from DA37 and insert appropriate zonings and reservations for the land into the Scheme, ahead of the structure plan expiring on 19 October 2025.

Development Area:

As there remain portions of DA37 yet to be developed (in particular, Lot 701 Armadale Road and Lot 9056 Bluegrass Street), complete deletion of DA37 and its special provisions is not proposed at this time, rather just a reduction to the extent of DA37 special control area boundary to reflect the outcome of this proposal.

Local Structure Plans (LSP):

Details of Structure Plan 37A (including the LSP map and an aerial of the area) are provided in this section to demonstrate our reasoning for rationalisation.

Treeby – Calleya Estate (37A)

Bounded by Solomon Road to the west, Jandakot Road to the north, Armadale Road to the south and Lot 5131 Jandakot Road and Lot 820 Ghostgum Avenue to the east, this Structure Plan identifies a comprehensive network of local roads and Public Open Space (POS), servicing primarily low residential density (R20) housing south of the 330kv powerline corridor that runs east-west through the middle of the estate, and medium residential density (R30 and R40) housing to the north.

Pockets of higher density (R40, R60 and R80) housing are located in high-amenity locations that have a direct relationship to the POS, Primary School and the Local Centre, or form part of a specialist housing product that makes use of the parapet/boundary walls adjacent the ‘Light and Service Industry’ zone along Biscayne Way.

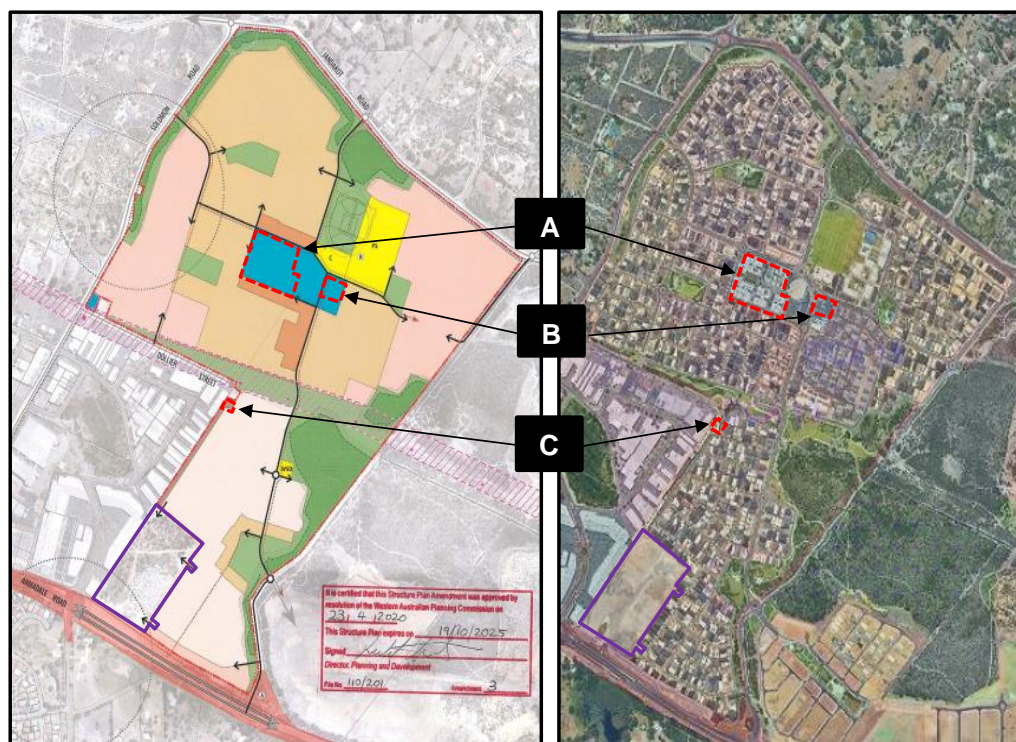
This proposal focuses on rationalising

- The portion of the ‘Local Centre’ zone west of the IGA Supermarket;
- The ‘Local Centre’ zoned north-west corner of the retirement village (at the intersection of Torwood Avenue and Clementine Boulevard); and
- Lots 109 and 110 Wintergreen Crescent.

See red dashed line on the following figures and table for exact location.

A full copy of the approved Structure Plan Map, associated Master Plan and relevant Local Development Plans and Development Approvals are attached as **Appendices A-E**. The following table summarises how the City proposes to rationalise these areas in accordance with those outcomes.



**ZONES**

	RESIDENTIAL R25
	RESIDENTIAL R30
	RESIDENTIAL R40
	RESIDENTIAL R60
	RESIDENTIAL R80
	PS PUBLIC PURPOSES - PRIMARY SCHOOL
	C PUBLIC PURPOSES - CIVIC

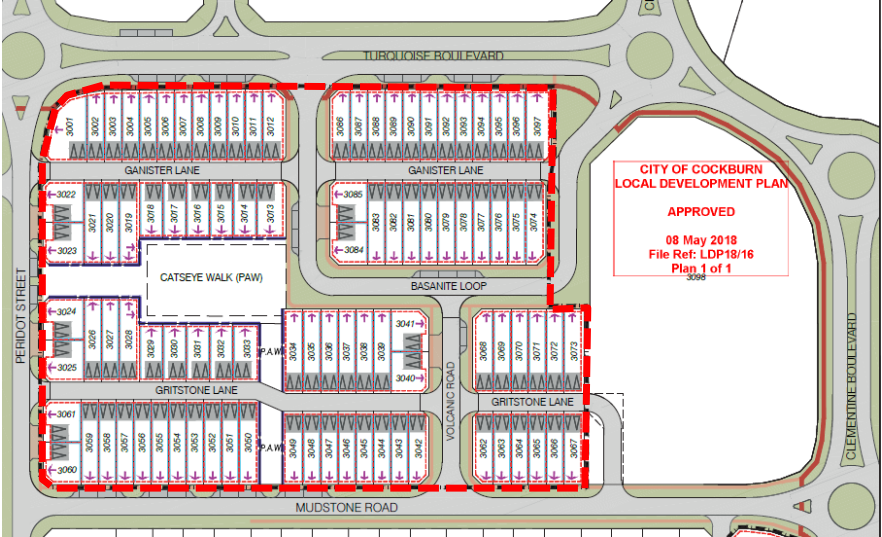
ZONES

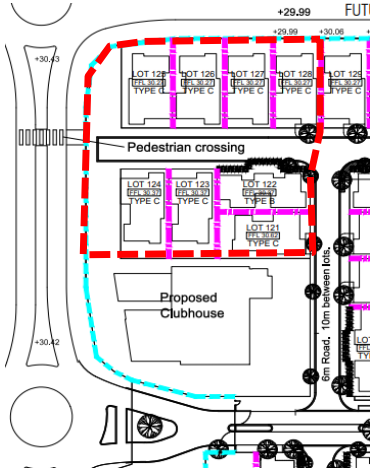


	WSD PUBLIC PURPOSES - WATER AUTHORITY OF WA
	LOCAL CENTRE (R80)
	MIXED USE

RESERVATIONS

	PRIMARY REGIONAL ROAD (MRS)
	PUBLIC OPEN SPACE

DA37 Areas excluded from Amendment #169 and included in Amendment #172 	Lots 3034-3085 Basanite Loop	DA37 Area excluded from both Amendments 	Lot 701 Armadale Road & (2 portions of) Lot 9056 Bluegrass Street
	Lots 3013-3033 Catseye Walk		
	Lots 3042-3067 Mudstone Road		
	Lots 3022-3025 and 3060-61 Peridot Street		
	Lots 3001-3012 and 3086-3097 Turquoise Boulevard		
	Lots 3040 and 3041 Volcanic Road		
	Lots 69-76 Clementine Boulevard		
	Lot 109 and 110 Wintergreen Crescent		

Property Address	Structure Plan Land Use Designation	Proposed TP3 Zoning	Reasoning
AREA A			
Lots 3034-3085 Basanite Loop Lots 3013- 3033 Catseye Walk Lots 3042-3067 Mudstone Road Lots 3022-3025 & 3060-3061 Peridot Street Lots 3001-3012 & 3086-3097 Turquoise Boulevard Lots 3040-3041 Volcanic Road TREEBY (Deposited Plan 414485)	Local Centre	Residential (R80)	<p>The objective of a 'Local Centre' zone in TPS3 is:</p> <p><i>'To provide for convenience retailing, local offices, health, welfare and community facilities which serve the local community, consistent with the local - serving role of the centre'</i></p> <p>The developed outcome of the land (Medium Density Terrace Housing) is more consistent with the objective of a 'Residential' zone in TPS3, which is:</p> <ul style="list-style-type: none"> To provide for a range of housing and a choice of residential densities to meet the needs of the community. To facilitate and encourage high quality design, built form and streetscapes throughout residential areas. To provide for a range of non-residential uses, which are compatible with and complementary to residential development. <p>This outcome, which aligns with the refined Part 2 LSP Masterplan and subsequent Local Development Plan (Appendices B-C) outcomes, will help to focus core retail activities along the Clementine Boulevard mainstreet, whilst ensuring the scale of any supplementary commercial activities that want to move into the medium density housing precinct are tempered to protect the amenity of existing residents.</p>
			

AREA B			
Lots 69-76 Clementine Boulevard TREEBY (Survey Strata Plan 77763)	Local Centre	Residential (R40)	<p>Similar to Area A, the developed outcome of this land (Retirement Village Grouped Dwellings, subsequently survey strata'd into private ownership – Appendix D) would be more appropriately captured within a 'Residential' zone in TPS3.</p> <p>Retention of the Local Centre zone over the Retirement Village clubhouse (within an area of Common Property adjacent the western entrance to the facility of Clementine Boulevard), will allow the facility the flexibility to evolve and offer a broad range of uses and services as considered appropriate by village residents into the future.</p>
<div><div></div><div></div></div>			
AREA C			
Lots 109 & 110 Wintergreen Crescent TREEBY WA 6164	Residential (R80)	Residential (R25)	<p>In contrast to the R80 coding depicted on the WAPC approved Structure Plan, unlike the balance of the innovative housing precinct abutting the Biscayne Way Light Industrial Units, these lots have been subdivided into lot sizes (484m² & 559m²) and developed (as large single-storey dwellings) more commensurate with and R25 coding.</p> <p>This reflects the outcome of a subsequently approved LDP for the land (Appendix E).</p> <p>Given their developed nature, size, shape and highly constrained access arrangements, further independent subdivision or development in accordance with the higher coding is unlikely to be achieved without compromising the amenity of adjoining landowners.</p> <p>On this basis it is proposed that the coding be adjusted to reflect the approved LDP outcome (as conveyed to the owners via the zoning certificate provided at the time of sale).</p>
<div><div></div></div>			

6.0 CONCLUSION

For the following key reasons, it is suggested that now is an appropriate time for the structure plan to be revoked and its zones and reserves rationalised into the Scheme:

- All public reserves have been suitably constructed/embellished and transferred into public ownership; and
- all zoned land on the endorsed structure plans have been substantially subdivided and/or developed for private commercial and/or residential purposes.

Recognising these zones and reserves within TPS3 will:

- avoid the future need to seek WAPC approval to extend the approval period of the existing structure plans; and
- remove a redundant layer of planning control whilst still ensuring the City maintains appropriate mechanisms to guide and control future redevelopment of the land (including a similar range of permissible land uses and associated development standards as currently apply), consistent with current community expectations.



Planning and Development Act 2005***City of Cockburn
Town Planning Scheme No.3
Amendment No.172***

RESOLVED that the Council, in pursuance of Section 75 of the *Planning and Development Act 2005*, amend the City of Cockburn Town Planning Scheme No.3 by:

1. Rezoning various lots within 'Development Area 37' from 'Development' to 'Residential (R25)', 'Residential (R40)' and 'Residential (R80)', 'as depicted on the Scheme Amendment Map.
2. Reducing the extent of the 'Development Area 37' special control area boundary, as depicted on the Scheme Amendment Map.

The amendment is 'Standard' under the provisions of the *Planning and Development (Local Planning Schemes) Regulations 2015* for the following reason(s). It is:

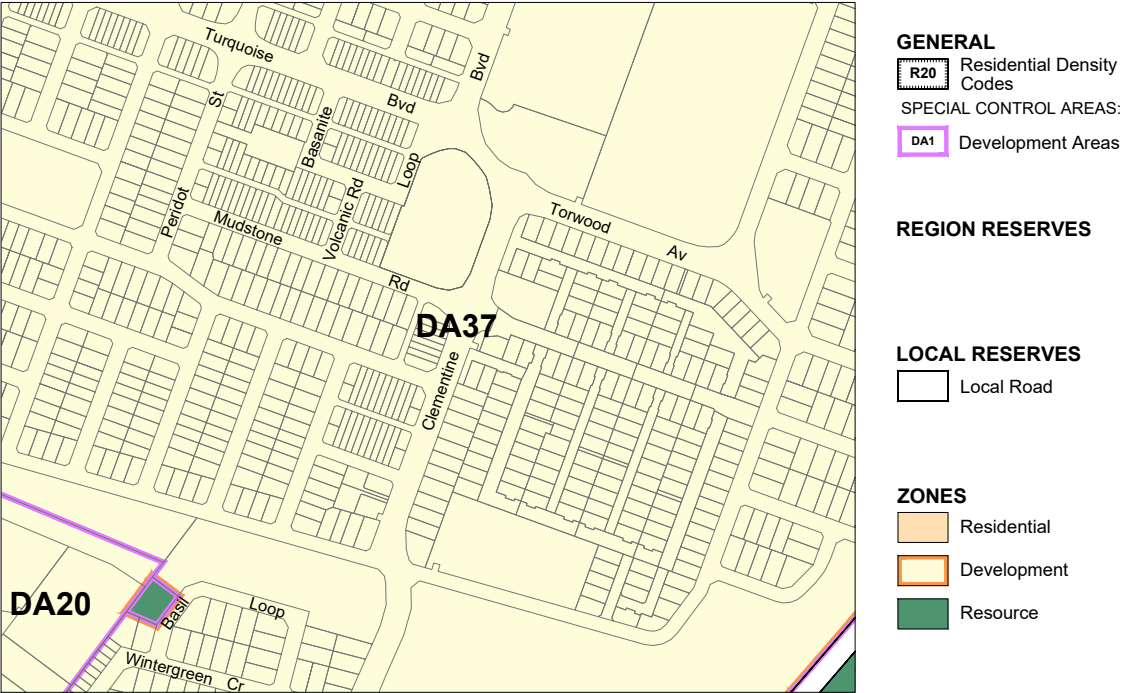
- *an amendment to the scheme map that is consistent with a structure plan or local development plan that has been approved under the scheme for the land to which the amendment relates if the scheme does not currently include zones of all the types that are outlined in the plan;*
- *an amendment that would have minimal impact on land in the scheme area that is not the subject of the amendment; and*
- *an amendment that does not result in any significant environmental, social, economic or governance impacts on land in the scheme area.*

Pursuant to Regulation 35A of the *Planning and Development (Local Planning Schemes) Regulations 2015*, the amendment to the above Local Planning Scheme affects the following structure plans:

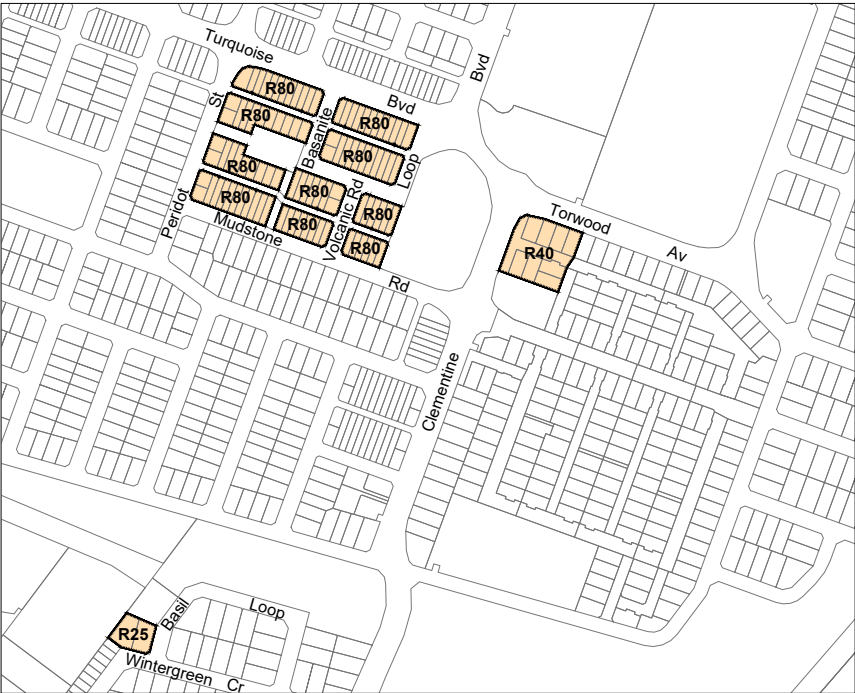
Structure Plan #	Address	Endorsement Date	WAPC Reference
37A	Banjup Quarry Local Structure Plan	23/4/2020	SPN/0521

Upon the amendment taking effect the remaining portions of the approved structure plan are to be revoked.

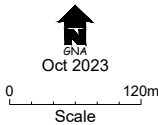




Current Scheme Map



Scheme Amendment Map



Amendment No.172

Town Planning Scheme No.3

ADOPTION

Adopted by resolution of the Council of the City of Cockburn at the Meeting of the Council held on _____ day of _____ 20____.

MAYOR

CHIEF EXECUTIVE OFFICER

FINAL APPROVAL

Adopted for final approval by resolution of the City of Cockburn at the Meeting of the Council held on the ____ day of ____ 202_, and the Common Seal of the City of Cockburn was hereunto affixed by the authority of a resolution of the Council in the presence of:

MAYOR

(Seal)

CHIEF EXECUTIVE OFFICER

Recommended/Submitted for Final Approval

DELEGATED UNDER S.16 OF
THE P&D ACT 2005

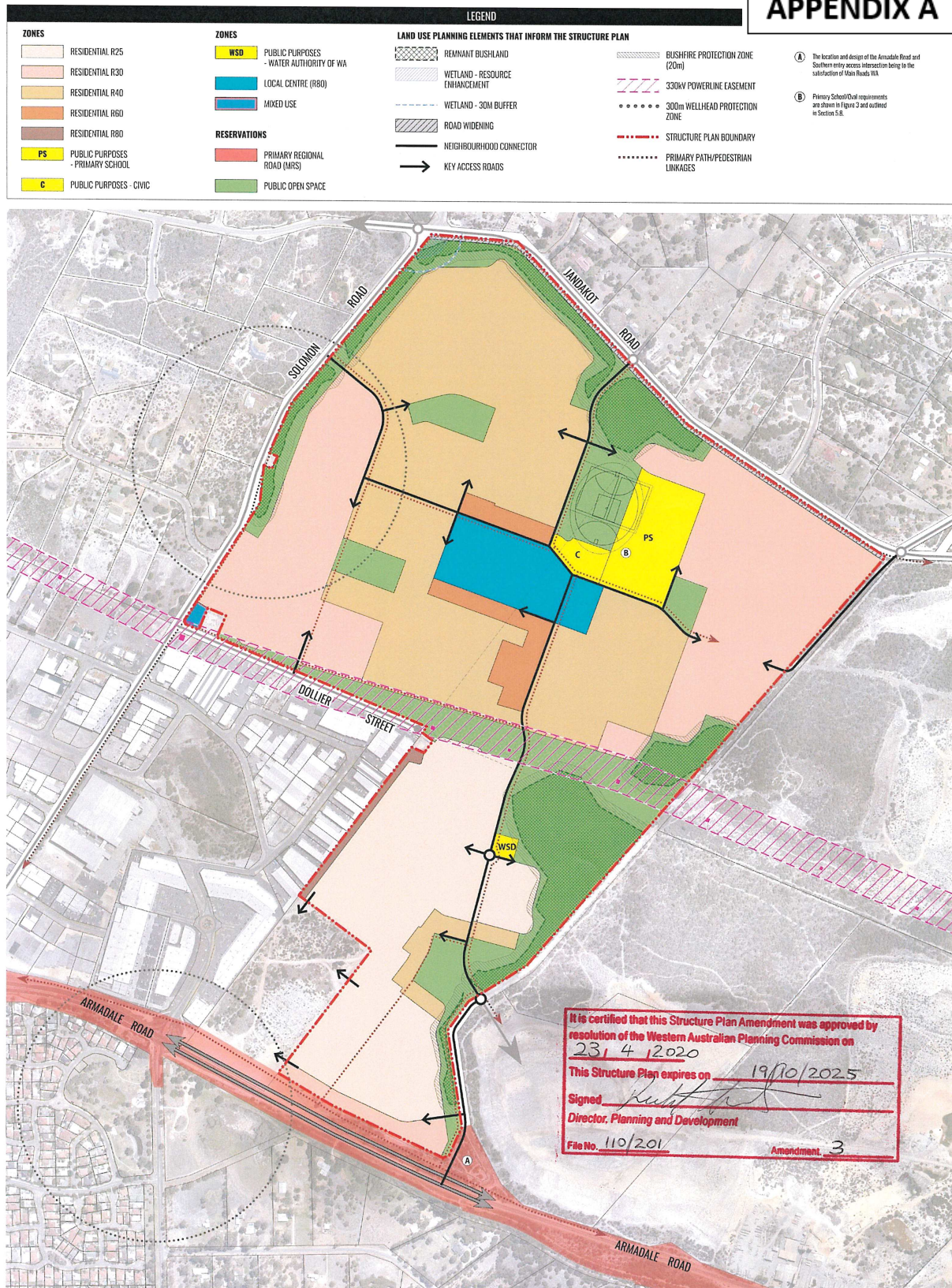
DATE _____

Final Approval Granted

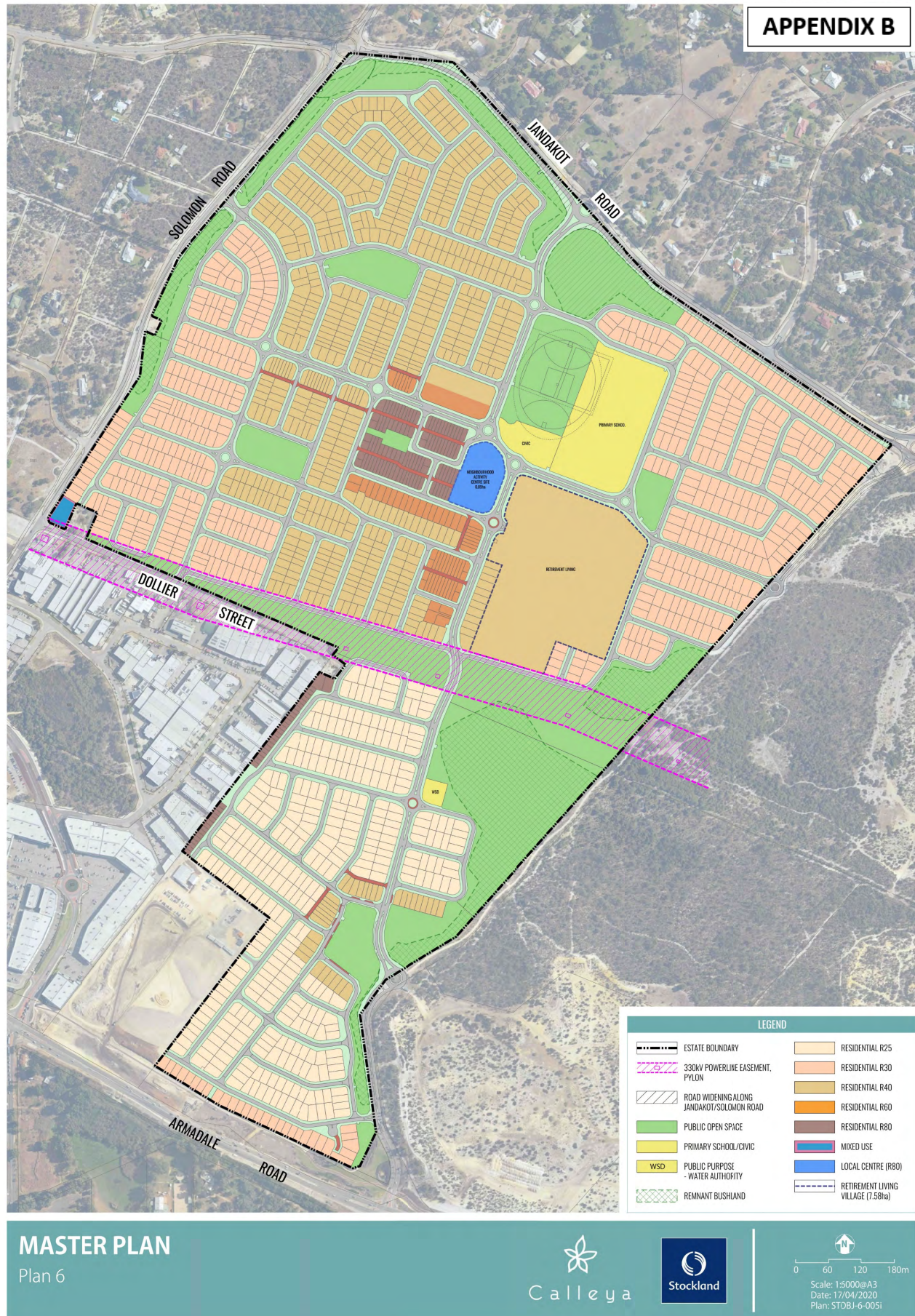
MINISTER FOR PLANNING

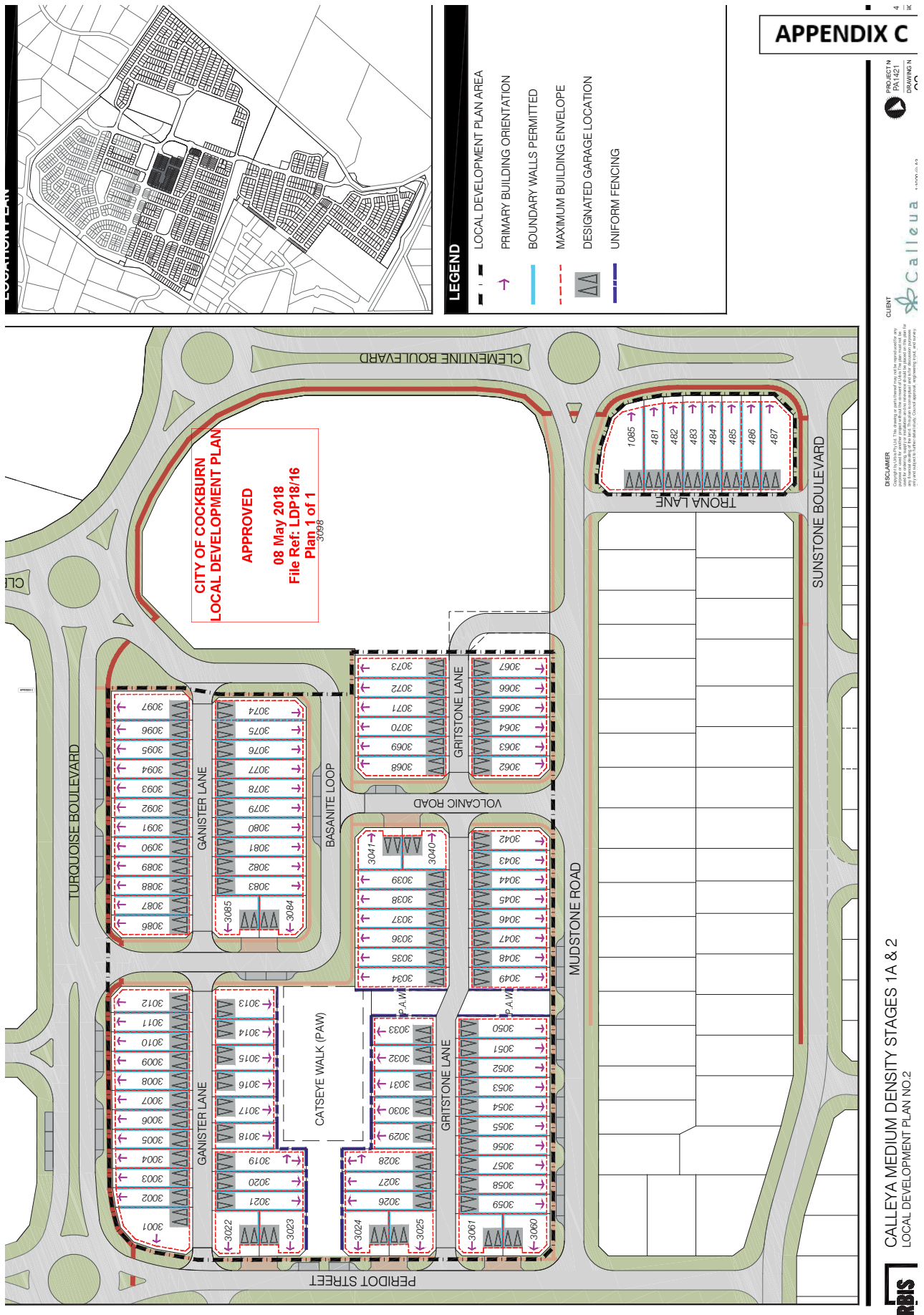
DATE _____

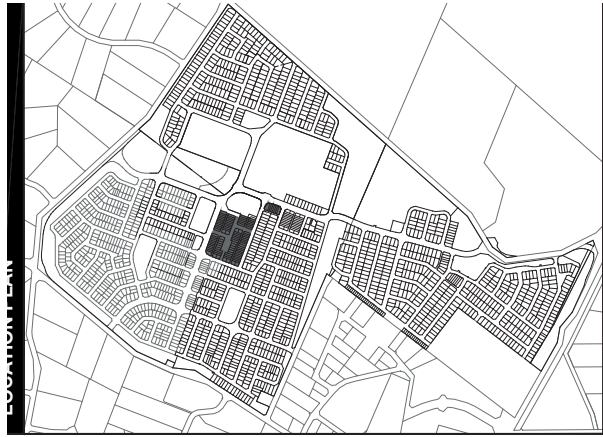
APPENDIX A



COCK/2015/60-1 STRUCTURE PLAN
Plan 1







- At least one major opening to a habitable room of the dwelling is clearly visible from the street; and
- Dwelling facades are to include a porch/verandah.

The setback for the corner truncations for lots 3001, 2012, 3022, 3023, 3024, 3025, 3040, 3041, 3042, 3060, 3061, 3062, 3068, 3074, 3084, 3085, 3086 are permitted to be reduced to 0.25m for projections such as balconies, porches, chimneys, roof overhangs, columns, louvers, architectural features and other minor building elements.

GARAGES

Garages are to be located in accordance with the nominated location on the plan. Minor variations to garage locations may be applied.

The garages for lots 3012, 3013, 3042, 3062, 3068, 3074, 3087 & 3086 are permitted to be built up to the laneway truncation.

OPEN SPACE

A minimum open space requirement of 25% applies to all lots contained within this LDP.

Outdoor living areas (OLA) may be reduced to 12m², provided the OLA has a minimum dimension of 3x4m.

APPEARANCE AND STREETScape

- Lots 3019 & 3028 are required to provide an upper-floor balcony to provide surveillance over the adjoining PAW (Caiseye Walk).
- All letter boxes and house numbers shall address the Primary Street.
- Enclosed non-habitable structures, such as storage sheds visible from the public realm only permitted if attached to the dwelling and constructed of the same materials as the dwelling.
- Clothes drying, refuse, general storage areas and ground based hot water storage tanks are to be screened from the public view.

NOISE MANAGEMENT

All lots are within the Landakot Airport "Frame Area" and must incorporate 6.38mm laminated glazing to all habitable rooms, including kitchens. Plans accompanying the Building Permit applications must clearly demonstrate that 6.38mm laminated glazing is provided to all applicable rooms.

BUSHFIRE MANAGEMENT

The Calleva North Bushfire Attack Level (BAL) assessment (as amended) shall be provided with any Building Permit, in accordance with the requirements of State Planning Policy 3.7: Planning in Bushfire Prone Area and the Guidelines for Planning in Bushfire Prone Areas (SPP3.7).

For any lots where the BAL rating requires a bushfire management plan under SPP3.7, the bushfire management plan shall be completed and endorsed by the City prior to, or at the time of determination of any Building Permit.

PRIVACY PROVISIONS

The privacy provisions of the R-Codes (Clause 5.4.1) do not apply to all lots contained within this LDP.

OVERSHADOWING

No maximum overshadowing regardless the height of the boundary wall.

UNIFORM FENCING

- Uniform fencing shall be provided by the developer in accordance with the LDP.
- As a minimum fencing shall be a visually permeable above a height of 1200mm (measured from finished lot level) for passive surveillance.
- Uniform fencing shall be maintained by the landowner, and shall not be modified without written consent from the City.

The provisions below (and accompanying plan) relate to the WAPC approved Plan of Subdivision for lots, 9016, 9025, 9026 and 9030 Landakot Road, Treeby (WAPC Ref: 154836 & 155104).

Unless provided for below, the provisions of the City of Cockburn Local Planning Scheme No.3 and State Planning Policy 3.1 - Residential Design Codes (R-Codes) apply. A Residential Density Code of R60 applies to lots 481-487 & 1085 and an R80 coding applies to the balance of the lots contained within this Local Development Plan unless otherwise noted.

The following standards are deemed to represent variations to the R-Codes, and constitute Deemed-to-Comply requirements pursuant to the R-Codes and do not require consultation with the adjoining landowners.

Development which complies with this LDP does not require a Development Application as per the regulations.

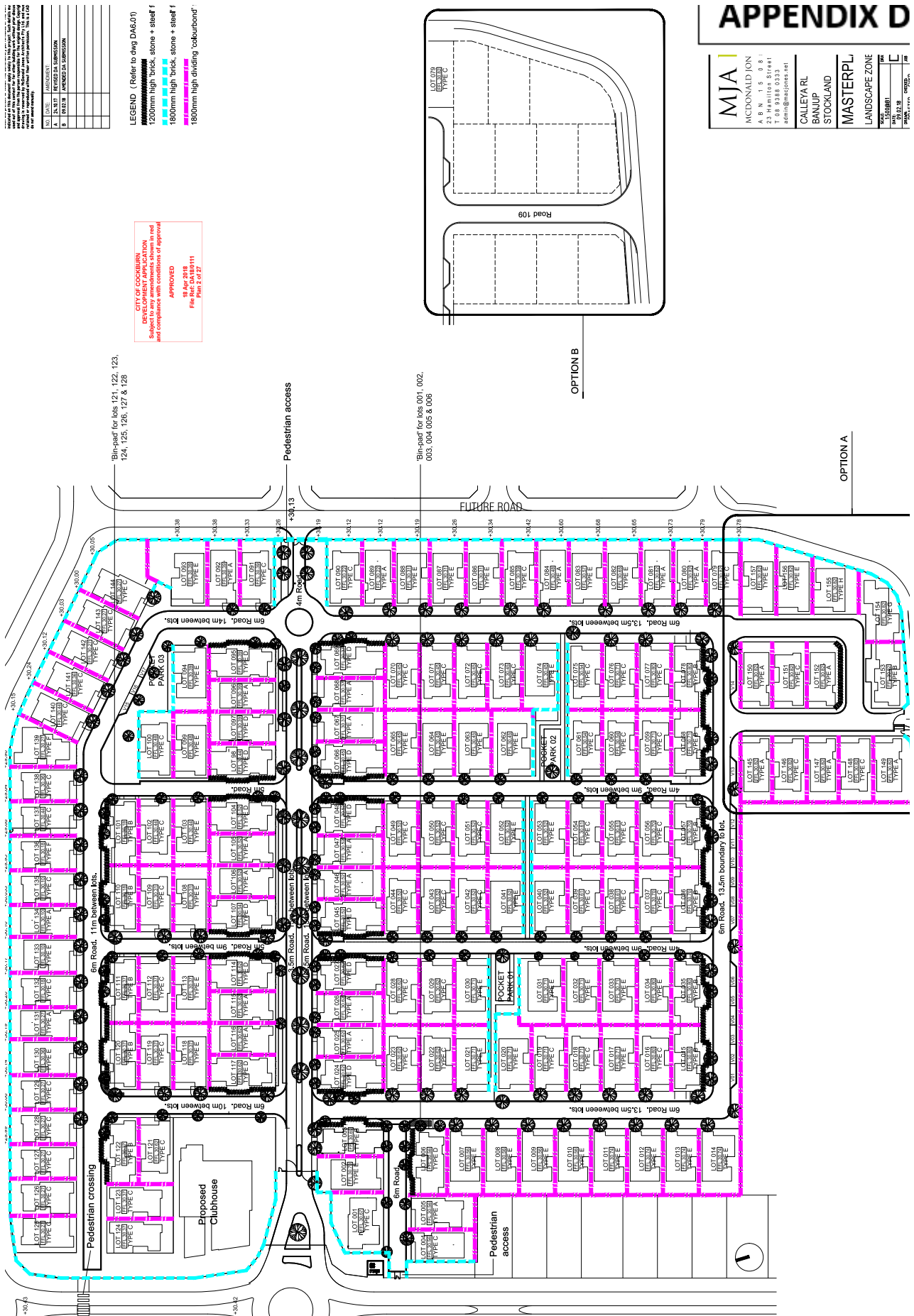
SETBACKS

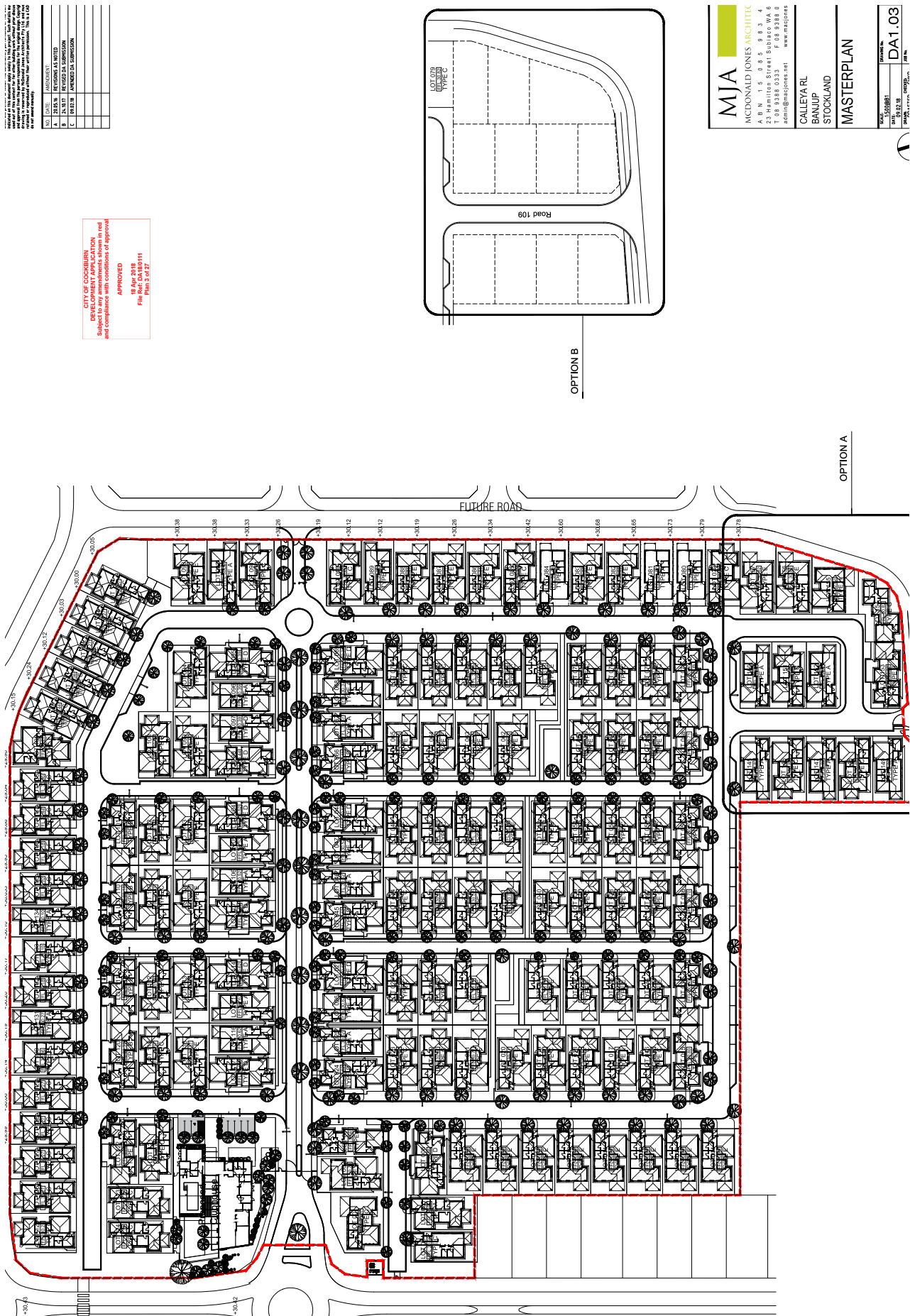
R60 Lots	Minimum	Average
Primary street	2.0m	N/A
Secondary street	1.0m	N/A
Side boundary	Nil setback permitted to both side boundaries behind nominated street setback (no maximum length or height).	N/A
Garage to laneway	1.0m	N/A

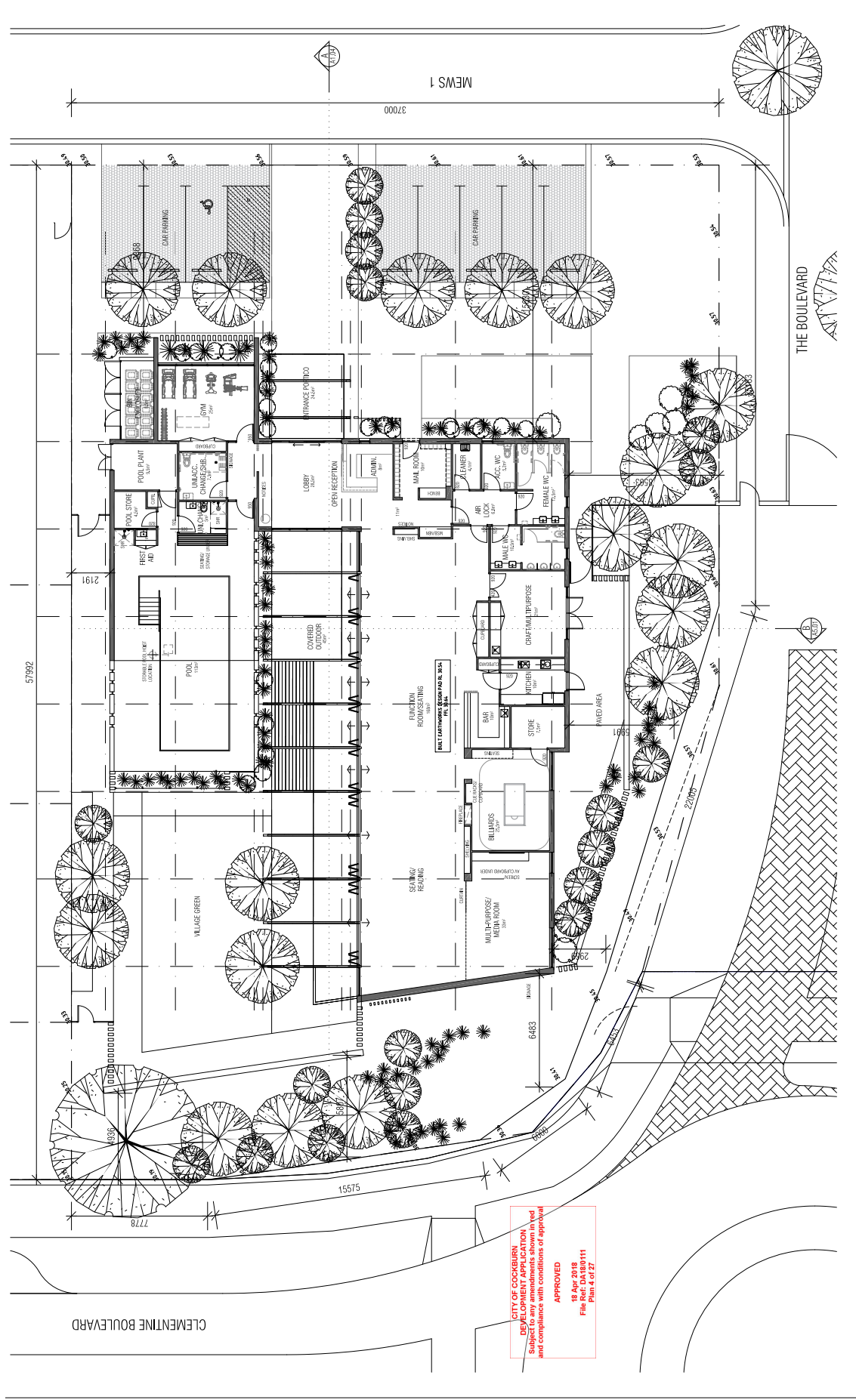
R80 Lots	Minimum	Average
Primary street	1.0m	N/A
Secondary street	1.0m	N/A
Side boundary	Nil setback permitted to both side boundaries behind nominated street setback (no maximum length or height).	N/A
Garage to laneway	1.0m	N/A
Setback to PAW	0.8m	N/A

Lots 3022-3025, 3040, 3041, 3060, 3061, 3084 & 3085	Minimum	Average
Side boundary	Nil setback permitted to rear boundary behind nominated street setback (no maximum length or height).	N/A


- The garage setbacks for lots 3022-3025, 3040, 3041, 3060, 3061, 3084 & 3085, are permitted to be reduced to 2.5m provided the following criteria being met:
- Clear sight lines are provided along the street;
 - The garage does not occupy more than 45 percent of the frontage at the setback line;
 - An upper floor element is being provided;







MJA		studio	
LEVEL 1, SUITE 6, 23 RAILWAY ROAD, SUBACO WA 6008		T 081 9388 0333 www.mjastudio.com admin@mjastudio.com	
Copyright © 2024 MJA Studio. All rights reserved. No part of this publication may be reproduced, stored in a retrieval system, or transmitted, in any form or by any means, electronic, mechanical, photocopying, recording, or by any information storage or retrieval system, without prior written permission from MJA Studio.			
REV.	DATE	AMENDMENT	CLIENT
A	03/02/18	AMENDED DA	STOCKLAND
PROJECT		ASPIRE CALLEVA	
MAP PROJECT NUMBER		15102	
TRUE NORTH		PROJECT NORTH	
SCALE		0 1 2 5	
DRAWING NO.		DRAWER	
PROJECT STATUS		DEVELOPMENT APPLICATION	
A1.02		JM	
JM		A	
DRAWING		GROUND FLOOR PLAN	
RE		CHECKED	



APPENDIX E

ENDORSEMENT OF CITY OF COCKBURN LDP REF NO: 17106
SIGNATURE: [Signature] DATE: 20/7/17
Copyright Creative Design + Planning. No part of this plan may be reproduced in any form without prior consent from CD+P. All Care has been taken in preparation of this plan but no responsibility is taken for any errors or omissions and is subject to change. Areas and dimensions shown on plan are subject to final survey. Cartography depicted on plan are diagrammatic only.



* NB FOOTPATH AND STREET PARKING INDICATIVE ONLY

LOCAL DEVELOPMENT PLAN PROVISIONS

- The provisions of State Planning Policy 3.1 - Residential Design Codes (R-Codes) are varied as detailed within this LDP.
- All other requirements of the Local Planning Scheme and R-Codes shall be satisfied in all other matters.
- In the case of any inconsistency between the R-Codes and LPS3, the provisions of this LDP prevail.
- Consultation with the adjoining or other landowners to achieve a variation to the R-Codes, as provided by this LDP, is not required.
- OPEN SPACE**

Density Coding	Minimum
a) Residential 'R25': i. Lots 390m ² or less: ii. Lots greater than 390m ² :	40% 45%
b) Residential 'R30':	40%
- STREETSCAPE**

Primary Street Setbacks	Minimum	Maximum
a) Primary Street 'R25':	3.0m	6.0m
b) Primary Street 'R30':	2.0m	4.0m

Garage Setbacks

c) For lots with a depth of 25m or less, a reduced garage setback of 3.5m may be permitted at the discretion of the City in the following circumstances:

 - Where the development lot is unrestricted by a footpath within the adjacent verge; or
 - If a footpath is located within the adjacent verge, providing no less than a 4.5m spacing between the footpath and garage door.
- NB.**
1 Average Primary Street setbacks do not apply within the Estate.
2 Corner lots are exempt from the maximum setback provision.
- BUILDING FORM & ORIENTATION**

a) The design of dwellings for all corner lots shall include a side return which has at least one major opening facing the direction of the Secondary Street or Public Open Space (as applicable). The side return shall be articulated so to present as an extension of the front elevation and shall not be obstructed by visually impermeable fencing.

b) All Outdoor Living Areas shall comply with the minimum size and dimensions pursuant to the R-Codes. Outdoor Living Areas shall be located on the northern side of the lot, or a suitable alternative at the rear of the site for northern facing lots.
- VEHICULAR ACCESS & GARAGES**

a) Designated garage locations apply to some lots as identified on the LDP; this referencing the side of the lot to which the garage must be located. Designated garage locations do not prescribe boundary walls.

b) All other garage locations will be subject to the location of infrastructure services, dedicated on-street parking bays and Estate landscaping, fencing and retaining.

c) Front loaded garage and supporting structures are to be located at least 0.5m behind the main part of the dwelling.
- UNIFORM ESTATE FENCING**

a) Any Estate provided fencing/retaining on private lots shall not be modified without written approval from the City and shall be maintained as visually permeable by landowners where applicable.

b) Other than landscaping treatments (e.g. hedges or shrubs), screening of the permeable style sections of the uniform Estate fencing is not permitted (e.g. bamboo, shade-cloth and powder-coated steel panels etc).
- RETAINING WALLS**

a) Structural engineering certification is required for any buildings abutting or over retaining walls.
- BUSHFIRE MANAGEMENT**

a) All lots within 100m of "Classified Vegetation" as identified on the LDP Plan must comply with the requirements of the approved Fire Management Plan and any subsequent Bushfire Attack Level Assessment.
- NOISE MANAGEMENT**

a) Lots affected by Armadale Road traffic noise are subject to the attached 'Deemed to Satisfy Construction Standards'. Plans and supporting documents accompanying building permit applications for the affected lots must demonstrate compliance with the 'Deemed to Satisfy Construction Standards' including the provision of air conditioning as part of the Building Permit application.

b) Where development on an affected lot abutting Armadale Road proposes double storey construction, the Building Permit application must be supported by a report from a suitably qualified acoustic consultant detailing noise attenuation measures to the satisfaction of the Manager Health Services.

c) All residential lots within the Estate (Jandakot Airport 'Frame Area') are to incorporate 6.38mm glazing to all habitable rooms, including kitchens. Plans accompanying building permit applications must clearly indicate that 6.38mm laminated glazing is provided to all applicable rooms.

LEGEND:

- | | | | |
|--------------------------------|-------------------------------------|--|--|
| LDP Boundary | Uniform Estate Fencing | 20m Building Protection Zone (BPZ) | Lots affected by Armadale Road traffic noise and subject to the attached 'Deemed to Satisfy Construction Standards'. Refer LDP Provisions 12a & b. |
| Lots subject to a separate LDP | Powerline Easement | Remnant Bushland ("Classified Vegetation") | Bin Pad location for Lots 433 & 434 |
| Footpath | Public Open Space/ Remnant Bushland | Lots within 100m of "Classified Vegetation" and subject to a Bushfire Attack Level Assessment until such time that Lot 1 Armadale Road, Banjup is cleared. Refer Fire Management Plan. | |
| Shared Path | R25 | Lots within 100m of "Classified Vegetation" and subject to a Bushfire Attack Level Assessment. Refer Fire Management Plan and any subsequent Bushfire Attack Level assessments. | |
| Retaining Wall | R30 | | |
| | Designated Garage Location | | |

ESTATE LOCAL DEVELOPMENT PLAN

Lot 132 Fraser Road
& Lot 9004 Armadale Road, BANJUP



NORTH		Scale NTS @ A3	
0		50 100 150 metres	
COMPILED: DPS	DATE: 17/01/2014	DRAWN BY: JP	DATE: 11/04/2017
GRID: PC254	DATUM:	AHD	
DRAWING NUMBER: ST081-4-001P	JOB CODE:	ST081DAP	
FILE ID: M:\ST081\BASE\DAP\ST081-4-001P.dgn			

A 28 Brown St,
East Perth WA 6004
P (08) 9325 0200
E info@creativedp.com.au
W creativedp.com.au



File No. 109/172

Schedule of Submissions**Amendment 172 – Rationalisation of DA37 – Treeby (Calleya Estate)**

No.	Name/Address	Submission	Recommendation
1	Name and Address withheld	SUPPORT	Noted

14.1.3 (2024/MINUTE NO 0079) Banjup Traffic Study - Design and Cost Estimate

Executive	Director Planning and Sustainability
Author	Transport Engineer, Traffic and Transport Coordinator and Manager Transport and Traffic
Attachments	<ol style="list-style-type: none"> 1. Community Feedback Summary Report ↓ 2. Concept Design ↓ 3. Cost Estimates ↓

Officer Recommendation/Council Decision

MOVED Cr T Widenbar SECONDED Cr T Dewan
That Council:

- (1) RECEIVES the report;
- (2) NOTES concept design and cost estimates for the proposed Banjup 'Threshold Treatments' have been prepared by SMEC Engineering Consultancy;
- (3) ENDORSES the proposal and inclusion of the proposed "Threshold Treatments" for consideration in the 2024/25 Draft Budget for project delivery; and
- (4) REQUESTS the CEO to implement a comprehensive data acquisition and reporting program across the project area following completion of the project for a period of three years.

CARRIED 10/0

Background

At the 14 September 2023, Council resolved the following:

That Council:

- (1) RECEIVES the report;
- (2) NOTES that the City performed the traffic counts for roads in Banjup as follows:
 1. At the north and south ends of Liddelow and Beenyup Roads (on the main cross routes of Harper Road, Gibbs Road, and Coffey Road);
- (3) ENDORSES further engagement with Banjup residents and Main Roads WA to pursue a Local Area Speed Zone reduction via the introduction of "Threshold Treatments" and appropriate line marking and signage;
- (4) ACKNOWLEDGES an Investigation Report of Proposed Local Area Traffic Management – including concept designs and cost estimates for the initially proposed traffic treatments for Liddelow Road has been prepared by SMEC Engineering Consultancy but put on HOLD pending further instruction of Council;
- (5) ACKNOWLEDGES the City has submitted the latest traffic data for roads in Banjup to the WA Police and requested support for speed enforcement;



- (6) REQUESTS a further report to Council with proposed concepts and costings of the 'Threshold Treatments' and outcomes of engagement activities for further consideration by the December 2023 Ordinary Council Meeting.

Reason

The Banjup suburb is a low-density rural location with unique character. It is surrounded by medium density Urban Development and bounded by significant arterial roads (Rowley Road, Armadale Road, Nicholson Road, and the Kwinana Freeway to the west of the Aubin Grove and Atwell suburbs.

Due to this location, it has been subjected to significant traffic volumes on roads which are not constructed in a manner (Non Built up area standards) to deal with this significant transport task.

The nature of the roads and increasing congestion on the surrounding roads has encouraged additional traffic to utilise the roads and due to historic Speed Zoning. Practices in a manner which is both unsafe and impacts the amenity of the area.

Submission

N/A

Report

Matters relating to Banjup Local Area Traffic Management date back to FY20 with multiple reports put to Council across subsequent years to consider options intended to address issues in the local road network of Banjup associated with increasing urbanisation in areas surrounding the suburb.

To date a singular option has not been selected to proceed to delivery stage, with issues of treatment style and cost (when compared to competing demands in the City) often being barriers to addressing issues in a reasonable manner.

This proposed treatment aims to find a middle ground where the style and character of Banjup is not impacted in a major way (urban road treatments), whilst traffic issues are addressed with flow retained in the same manner as currently (no road closures proposed) to ensure problems are not transitioned unfairly from one residential street to another.

A reduction in speed is considered a suitable way to deter rat running and commercial vehicles from the local road network whilst broader issues in the surrounding transport network are addressed.

The introduction of the threshold treatments required to attain the local area speed limit whilst collectively expensive are considered reasonable as a Local Area Traffic Management treatment to address an area the size of Banjup.

Importantly they may be implemented in a manner that fits with the adopted preservation principles of Banjup.



It is important to note that this singular treatment will not address all issues raised by the community within the local road network but that it aims to work in conjunction with the proposed subsequent treatments proposed and discussed in this report (see Community Consultation).

In response to Part 6 of the September 2023 Council resolution, the City can advise:

Design and Cost Estimates

Further to receiving MRWA's in principle support for speed reduction on roads in Banjup the City has engaged SMEC Engineering Consultancy to prepare concept design plans and cost estimates for the proposed "Threshold Treatments" across the nine locations.



Currently, Liddelow Road is classified as a Local Distributor Road within the Road Hierarchy of the City, with the predominant purpose of movement of traffic within local areas and connecting access roads to higher order Distributors.

Liddelow Road connects Armadale Road and Rowley Road with a sign posted speed limit of 80km/hr, with the exception of a short section (approximately 700m) connecting Armadale Road with a sign posted speed limit of 70km/h.

Given that MRWA has supported speed reduction for roads within Banjup to receive a 60km/hr speed limit except for Liddelow Road, which would receive a speed reduction to 70km/hr, concept design and cost estimates have been prepared in line with this principle.

Key information:

- To receive a speed reduction to 60km/hr on all roads with the exception of Liddelow Road, which receives a speed reduction of 70km/hr
- Raised threshold treatments for seven locations within Banjup
- Shallow Raised threshold treatment for two locations on Liddelow Road
- SMEC Cost estimate \$398,064.55. (Civil Works)
- Threshold treatments to act as identifying/landmark features to highlight to motorists they are entering/exiting an area with differing character. These treatments are to highlight the presence in the change in speed zone and in themselves do not serve as traffic calming for the purpose of speed reduction.

Concept Design Plans are included in Attachment 2 and cost estimates are included in Attachment 3.

It should be noted that one important condition to achieve speed reduction would be the City proposing and having funding endorsed for the provision of the “Threshold Treatments”. MRWA will not support the speed zone reduction in this manner without these treatments.

Community Engagement outcomes are covered within further sections of this report and the City have considered and responded to community concerns in reaching the below recommendation.

The City recommends the Council endorsing the proposed “Threshold Treatments” and speed reduction based on following reasons:

- Preservation of low-density rural character in Banjup. The proposed reduced speed limit and threshold treatment design has been chosen to align with the Council adopted Banjup Preservation Principles and they would discourage a portion of road users from other areas to travel with roads in Banjup.
- The previously considered traffic treatments (slow-point) for Liddelow Road have been proven to be infeasible in terms of project cost and in meeting the latest standards create a significant misalignment to the Council adopted Banjup Preservation Principles.



- Many concerns raised within the community engagement with the treatment related to an inability to enforce the new speeds with many residents believing peoples behaviour will not modify.
These concerns are unwarranted and not supported by industry evidence of speed zone compliance. Evidence suggests the operating speed (85th percentile) of the roads will reduce following the speed limit reduction , as with all roads a proportion of the population will elect to drive the road contrary to the rules. It is proposed with the implementation of monitoring and enforcement activities that this concern may be sufficiently mitigated.
- Other concerns related to this include the lack of belief that people would take an alternate route (mitigating rat running) , with a speed zone reduction the desirability of the route under normal operating conditions will reduce due to the lower speed environment and prevalence of alternate options in the adjoining network which generate shorter travel times.

This scenario has been modelled and confirmed in the City of Cockburn District Traffic Model.

In addition to this the City is investigating functionality of intersections within the network that give priority to rat running motorists and will work with MRWA on solutions which prioritise vehicle movements on the higher order roads (Liddelow Road/Armadale Road).

Should the Council support the City pursuing the area wide speed limit reduction and “Threshold Treatments,” it is recommended to include this project in the 2024/25 Draft Budget for Council’s consideration and the Concept Design Plans would be submitted to MRWA for assessment and approval.

The City would seek to deliver the “Threshold Treatments” and have Main Roads Western Australia implement the speed zone reduction by mid-2025.

Strategic Plans/Policy Implications

Community, Lifestyle and Security

A vibrant healthy, safe, inclusive and connected community.

City Growth and Moving Around

A growing City that is easy to move around and provides great places to live.

- An integrated, accessible and improved transport network.

Listening and Leading

A community focused, sustainable, accountable, and progressive organisation.

- High quality and effective community engagement and customer service experiences.
- High quality and effective community engagement and customer service experiences.



Budget/Financial Implications

The cost for design, assessment and application to MRWA, along with signage and line marking, has been allocated within WC01790 - Banjup Traffic Management.

The cost for installation of signage and line marking is covered by MRWA.

The City recommends including this project in the 2024/25 Draft Budget to consider funding the “Threshold Treatments” proposed within this report.

Legal Implications

N/A

Community Consultation

In response to Part 3 of the September 2023 Council resolution, the City can advise:

Engagement with Banjup residents and Main Roads WA

To understand the community sentiment of the proposed reduction in speed and associated treatments for the Banjup area, the City has undertaken a community engagement activity with Banjup residents. Details of the Community Engagement process and results can be found in Attachment 1.

Key findings include:

- More than half of the respondents identified concerns regarding current traffic speeds on Banjup roads.
- More than half of respondents indicated concerns regarding current vehicle traffic numbers on Banjup Roads.
- Those that indicated concerns most commonly identified Liddelow Road, Gibbs Road, and Beenyup Road as roads with concerning traffic volumes.
- Fewer than half of the respondents believe that reducing speeds on Banjup roads would help address speed and volume issues.
- Almost three-quarters of respondents have concerns regarding rat-running on Banjup roads:
 - Those that indicated concerns regarding rat-running most commonly identified Liddelow Road, Beenyup Road and Gibbs Road as roads subject to rat-running.

Further, the Banjup Residents Group provided a written submission voicing support for the proposed treatments and speed reduction sighting a 35 For and 5 Against vote of supporting the proposed treatment and speed reduction at their Annual General Meeting.

The City also notes a number of concerns raised within the engagement activity relating to separate matters in the road network and provides the following comments:



Road Safety

Concerns at the intersection of Liddelow Road, Rowley Road and De Haer Road

The City can confirm it has prepared draft designs to address road safety issues at this intersection with a view to submission to the upcoming round of the State Blackspot program. Proposed form of treatment is a roundabout in a “peanut” configuration joining the intersections of Liddelow and De Haer Roads.

The City have received in principle support from the City of Kwinana and MRWA for this treatment.

Concerns at the intersection of Liddelow Road and Harper Road

Concerns are noted with an acknowledgment that three crashes have occurred in the three year period, the proposed speed limit reduction (lower operating speed) will assist in allowing motorists more time to safely use intersections within the project area and in the event of accidents should lessen the consequence of any accidents that occur.

Concerns at the intersection of Rowley Road and Lyon Road

The City can confirm it is working through the required process to gain approval for a signalised intersection at this location (MRWA). This treatment has in principle support of the City of Kwinana. It is hoped this proposal will be ready for submission to the State Blackspot program in the 24/25 FY.

Concerns at the intersection of Nicholson Road and Rowley Road

This intersection falls outside the area of control of the City of Cockburn. This concern will be referred to the appropriate agencies to consider.

Rat Running/Congestion

Concerns relating to rat running to Liddelow Road and congestion on Armadale Road at Liddelow Road

The City can confirm it is in discussion with MRWA relating to treatment options to address rat running associated with the roundabout at the intersection of Liddelow Road and Armadale Road.

Potential treatment options include metering the roundabout to ensure priority is provided to Armadale Road increasing the desirability and capacity of this intersection and detaching motorists from choosing Liddelow Road.

Concerns relating to congestion in Banjup related to Kwinana Freeway and Metronet

The State government have confirmed it is committed to the widening of Kwinana Freeway as part of the Westport program this is anticipated to occur by 2032.



The City is also aware that additional traffic may well be traversing the area to gain access to the train stations at Aubin Grove and Cockburn Central due to the closure of the Armadale train line.

It is considered this treatment (speed reductions) appropriately retains priority to higher order roads to discourage use of Banjup roads whilst these important projects occur.

A shift to the fabric of the Banjup road network (road closures) would not be considered desirable for these “short term” issues as they will fundamentally shift problems to other parts of the network (within or outside of Banjup) which would not be reasonable for residents who the problems were shifted to.

Heavy vehicles

Residents remain concerned with heavy vehicle usage through parts of the Banjup road network (Liddelow Road).

It is anticipated that a combination of treatments, as noted previously put in place to place priority to surrounding “higher order” roads will be sufficient to attract heavy vehicles back to these roads as the preferential routes for their commercial activities.

The vehicles are considered as of right vehicles and are operating legally (they have a legal right to use the roads).

Whilst a speed reduction will act as a deterrent a lower general speed for these vehicles will also minimise the duration of acceleration and braking reducing vehicle noise where they do elect to take routes within Banjup.

Safety of non car uses

Residents have raised concerns with the ability for non car uses to occur safely within Banjup given the speed and volumes of vehicles on some roads.

A further body of work is planned to be completed in the 24/25 FY to update the City Walking and Cycling Plan.

Given the low density of Banjup it is not envisaged that all roads would end up with the provision of paths typically seen in urban areas.

Within the Long Term Cycling Network Liddelow Road, Beenyup Road and Tapper Road are all indicated as aspirational Cycling/Walking routes in determining the need for infrastructure upgrades the City will consider the mix of traffic (volume/speed/type) to determine if on road facilities are considered appropriate and demanded/warranted given the likely low usage of the paths in comparison to existing urban areas.



Risk Management Implications

Risk management within the City road reserves follows the “Safe Systems” principles consistent with the State and Federal Road Safety Strategies.

In relation to this proposal, Safe Systems considers the following:

Safe Speeds: Speed is at the very heart of road safety. It affects both the risk of being involved in a crash and the outcome should a crash occur.

With the community sentiment towards the proposal split this represents a ‘moderate’ risk to Brand and Reputation risks of the City irrespective of the decision of Council.

It is considered almost certain that the outcome of this decision will not appease all, with potential for local media coverage.

Should Council determine to support the proposal it could be considered that in comparison to the earlier proposed Local Area Traffic Proposals for Banjup that Finance risks have been mitigated from what would be considered ‘extreme’ to a level of ‘high’ and for Environmental Health from a level of ‘substantial’ to a level of ‘low’.

This is due to the significant reduction in demand for unplanned (LTFP) financial requirements to implement the proposal.

Advice to Proponent(s)/Submitters

The Proponent(s) and those who lodged a submission on the proposal have been advised that this matter is to be considered at the 14 May 2024 Ordinary Council Meeting.

Implications of Section 3.18(3) *Local Government Act 1995*

Nil





Community Feedback Summary Report

Banjup Local Area Traffic Management

March 2024



www.cockburn.wa.gov.au

Table of Contents

Background 3

Process..... 4

Response Demographics..... 5

Feedback Summary 6

Banjup Residents Group Submission..... 12

Next Steps 13

Acknowledgement of Country

The Mayor, Councillors and staff of the City of Cockburn acknowledge the Whadjuk Nyungar people of Beeliar boodja as the traditional custodians of this land. We pay our respect to the Elders, past and present.



Background

In September 2023, the Council endorsed further engagement with Banjup residents in relation to a proposed reduction in speed across the Banjup suburb at their [Ordinary Council Meeting](#).

Banjup is a low-density rural location with a unique character. It is surrounded by low and medium density Urban Development and bounded by significant arterial roads, including Rowley Road, Armadale Road, Nicholson Road and the Kwinana Freeway. Due to this location, it has been subjected to significant traffic volumes on roads which are not constructed in a manner to deal with this significant transport task.

Following consultation with the community in 2019 and liaison with Main Roads WA, the City is recommending an approach which utilises a reduction in speed to disincentivise non-local traffic from traversing the suburb, however, further engagement is needed with the community to confirm community sentiment and expectations for this treatment.

Consistent with the earlier Strategic Briefing of the council and September OCM, alternative traffic treatments are not deemed financially viable (or warranted), nor are they in keeping with the council-adopted preservation principles for Banjup.

Key issues include:

- The roads within Banjup are being utilised as through roads when traffic is heavy on the freeway. Liddelow Road, in particular, is utilised by non-residents, to move north-south. There is increased traffic on the local roads, contributing to resident concerns regarding safety, traffic, and amenity.
- Previously proposed treatments were not reflective of the area and as such not accepted by the community. Treatment methodology must be in alignment with the Preservation Principles of Banjup (endorsed by Council).

This document summarises the consultation process and the feedback received.

Process

Between Wednesday 28 February 2024 and Friday 15 March 2024, the City invited participants to provide feedback in the following ways:

- Online survey
- Hard copy feedback form (available on request)
- Phone call
- Email
- Community drop-in session.

To raise awareness and encourage input, the City distributed the following communications about the project:

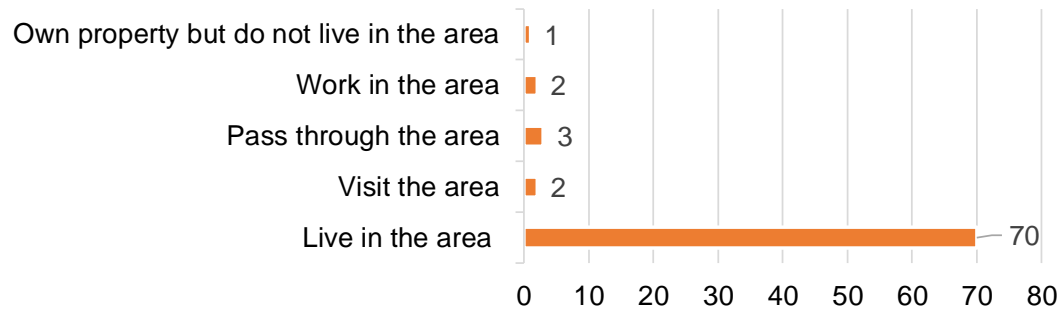
- Letters posted to residential letterboxes
- Early discussions with Banjup Residents Group (BRG)
- Project page on the City's Comment on Cockburn website.

During the comment period, the project page on the Comment on Cockburn website received 251 visits, 78 people provided feedback, and 31 people attended the community drop-in session.

The City's Manager Transport and Traffic attended the BRG Annual General Meeting (10 March 2024). The BRG subsequently provided a written submission on the project.

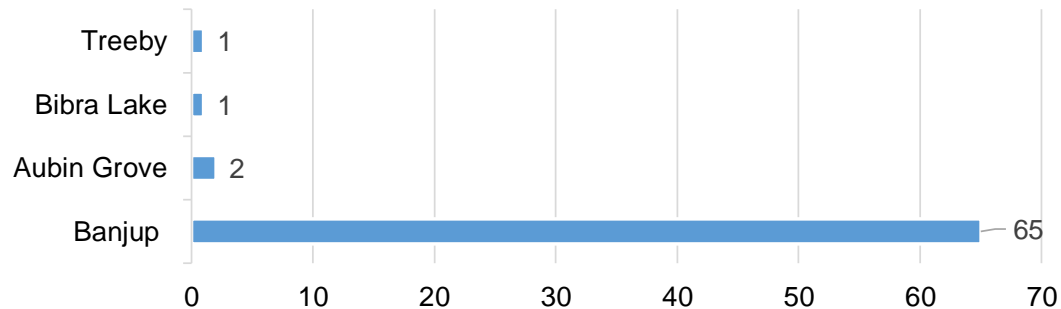
Response Demographics

Relationship to Banjup Area*



*Some responders indicated more than one relationship to the area and therefore total responses does not equate to total submissions

Suburb of Residence

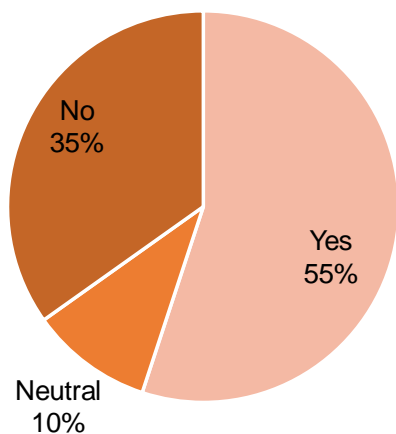


Feedback Summary

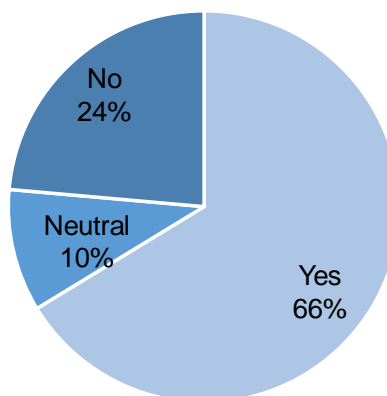
Key findings include:

- More than half of respondents identified concerns regarding current traffic speeds on Banjup roads.
- More than half of respondents indicated concerns regarding current vehicle traffic numbers on Banjup Roads
 - Those that indicated concerns most commonly identified Liddelow Road, Gibbs Road and Beenyup Rd Road as roads with concerning traffic volumes.
- Fewer than half of the respondents believe that reducing speeds on Banjup roads would help address speed and volume issues.
- Almost three-quarters of respondents have concerns regarding rat-running on Banjup roads.
 - Those that indicated concerns regarding rat-running most commonly identified Liddelow Road, Beenyup Road and Gibbs Road as roads subject to rat-running.

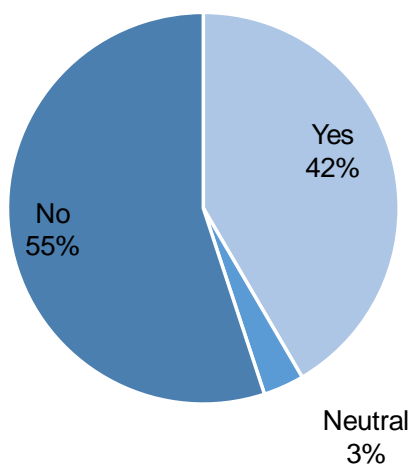
Do you have concerns regarding current vehicle traffic speed on Banjup roads?



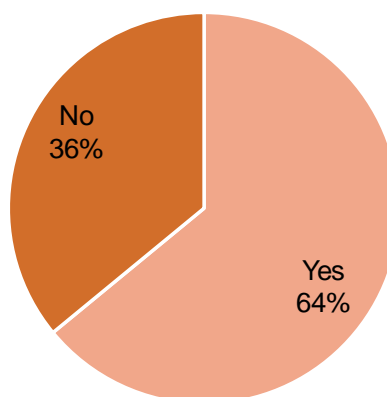
Do you have concerns regarding current vehicle traffic numbers on Banjup roads?



Do you think that reducing speeds will help to address speed and volume issues on Banjup roads?



Do you have concerns regarding rat running occurring in Banjup?



Do you have any other concerns regarding general transport issues in Banjup?

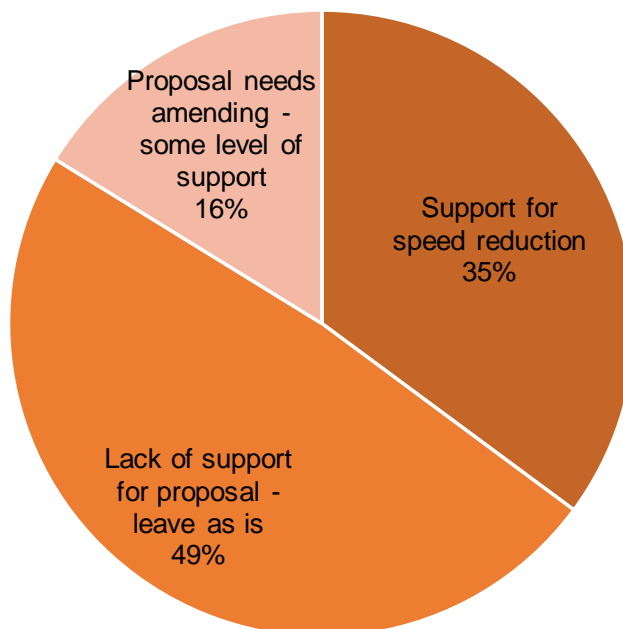


What roads are you concerned about rat running occurring on?



Do you have any other concerns regarding general transport issues in Banjup?

Some respondents used this question to show support or opposition for the Banjup Local Area Traffic Management (LATM).



Key themes identified when respondents indicated a level of support for the proposal but identified that amendments were required included:

- Liddelow Road should remain at current speed
- Only amend speed on minor roads
- Traffic assessments should occur 12 months after implementation to assess for continuation of reduced speeds
- Reassess locations of treatments – where they are located adjacent to intersections traffic will already have slowed and therefore they are unnecessary and problematic for those towing.

Top five concerns respondents raised in response to this question:

1. Existing Intersections

- Liddelow Road and Rowley Road intersection was raised as an issue by multiple respondents – suggestions for improvement included
 - Change to left turn only
 - Convert to roundabout
 - Align to De Haer Road
- Liddelow Road and Harper Road intersection
 - Regularly requires hard breaking to avoid collisions.
 - Exiting Harper left onto Liddelow needs addressing – concerns around overtaking and subsequently cars travelling on the wrong side of the road.
 - Consider a roundabout to reduce speed into and out of the intersection
- Rowley Road and Lyon Road
 - needs a set of traffic lights.
- Rowley Road and Nicholson Road
 - is dangerous and creates congestion and extended wait times – particularly in morning peak and afternoon peak
 - A high volume of trucks are making the turn into Nicholson Road from Rowley Road dangerous.
- Rumble strips at the intersections onto Rowley Road would be useful to warn people of the approaching intersection.
- Change the roundabout at Liddelow Road and Armadale Road to traffic signals to reduce risk and discourage rat running.

2. Roads external to Banjup are not flowing and encouraging people to use Banjup Roads

- When the freeway is blocked it will always be faster to use Banjup to travel north-south regardless of proposed speed changes
- The rat running has become worse with the temporary closure of the Armadale train line – this is only temporary and not worth making amendments for a non-permanent situation
- Address why Banjup is used for rat-running rather than amending Banjup.

3. Trucks and Heavy Vehicle use of Banjup Roads

- Multiple reference to negative impacts on roads and subsequent requests to remove quarry trucks from Liddelow Road
- Concerns regarding truck use included noise, speed of travel and not suited to the area
- Heavy truck use prevents people feeling safe walking or cycling adjacent to roads

4. Safety of non-car users

- Residents do not feel safe walking or cycling along Banjup Roads
- Footpaths are requested to increase safety of other transport modes
- Pedestrian access to Armadale Road at Liddelow Road needs addressing to support bus use
- Overgrown verge vegetation increases walking challenges as pushes pedestrians onto the road
- Construct a footpath to provide non car use to nearby schools and shops

5. Driver behaviour

- Concerns that reducing speeds will encourage poor driver behaviour
- Hooning is a regular occurrence and reducing speed limits will not improve this as the area is not policed
- Concerns that slower speed limits will lead to dangerous overtaking
- Recommendations to introduce policing methods to area to reduce poor driver behaviour – including electronic speed signs or fixed speed cameras

Other themes raised were:

- Nature and environmental impacts
- Retention of current feel of the area
- Traffic impacts from slowing vehicles
- Impacts to emergency vehicle response times
- Lack of police presence in area
- Impacts from vehicles traversing raised pieces of road – noise from braking and accelerating and impacts to animals being towed (eg horse floats).

Banjup Residents Group Submission

The Banjup Residents Group (BRG) held its AGM during the consultation period and discussed the Banjup Local Area Traffic Movement Project. The group subsequently provided a written submission voicing their support for the project. The submission was provided by the BRG secretary. The submission identifies that 40 individuals attended the AGM and 35 voted in support of the changes which were subject to community engagement as set out on [Banjup Traffic Management - Tell us your views | Comment on Cockburn](#).

This analysis will identify the key themes presented, however, is being considered separate from other submissions as there are no individual names provided.

This submission is not considered to hold greater weight than other individual residents' submissions.

The BRG provided strong support for the proposed treatments as set out on [Banjup Traffic Management - Tell us your views | Comment on Cockburn](#). They endorse the installation of entry statements and reduction of speed limits, viewing them as aligned with the City's Banjup Preservation Principles. However, they emphasize the importance of ongoing monitoring and evaluation to ensure these changes effectively reduce traffic volumes and speeds without unintended consequences.

The key issues identified by the BRG that they would like to see overcome are traffic volumes and speed.

The submission notes that the proposed measures aim to address issues such as rat-running, particularly on roads like Liddelow Road, Beenyup Road, and Gibbs Road, which experience high volumes of through traffic. The BRG notes that these roads were not designed to handle such traffic levels. Additionally, the proposal seeks to align with the Banjup Preservation Principles outlined in the Local Planning Strategy, emphasising the intended function of roads for local traffic rather than serving as thoroughfares for outside areas. The BRG, through community support, seeks to realise a vision of Banjup as a safe and tranquil haven while defending against intrusive traffic and preserving its natural environment.

The BRG advised they have observed a significant increase in traffic over the years, with roads like Liddelow experiencing volumes well beyond what residential areas would typically generate. The inconsistency in speed limits and enforcement further exacerbates safety concerns. The proposed standardisation of speed limits across Banjup's roads is seen as a step towards addressing these issues.

Next Steps

The City of Cockburn would like to thank the community for their involvement in the community consultation process for Banjup Local Area Traffic Management Project

Community feedback will be taken into consideration, with next steps, as well as any outcomes or decisions about this project published on the Comment on Cockburn website when available.

For further information, please contact the City of Cockburn at 08 9411 3444 or email comment@cockburn.wa.gov.au.

**City of Cockburn**

Whadjuk Boodja

9 Coleville Crescent, Spearwood WA 6163,

PO Box 1215, Bibra Lake DC WA 6965

Telephone: 08 9411 3444

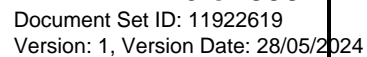
Email: Comment@cockburn.wa.gov.au

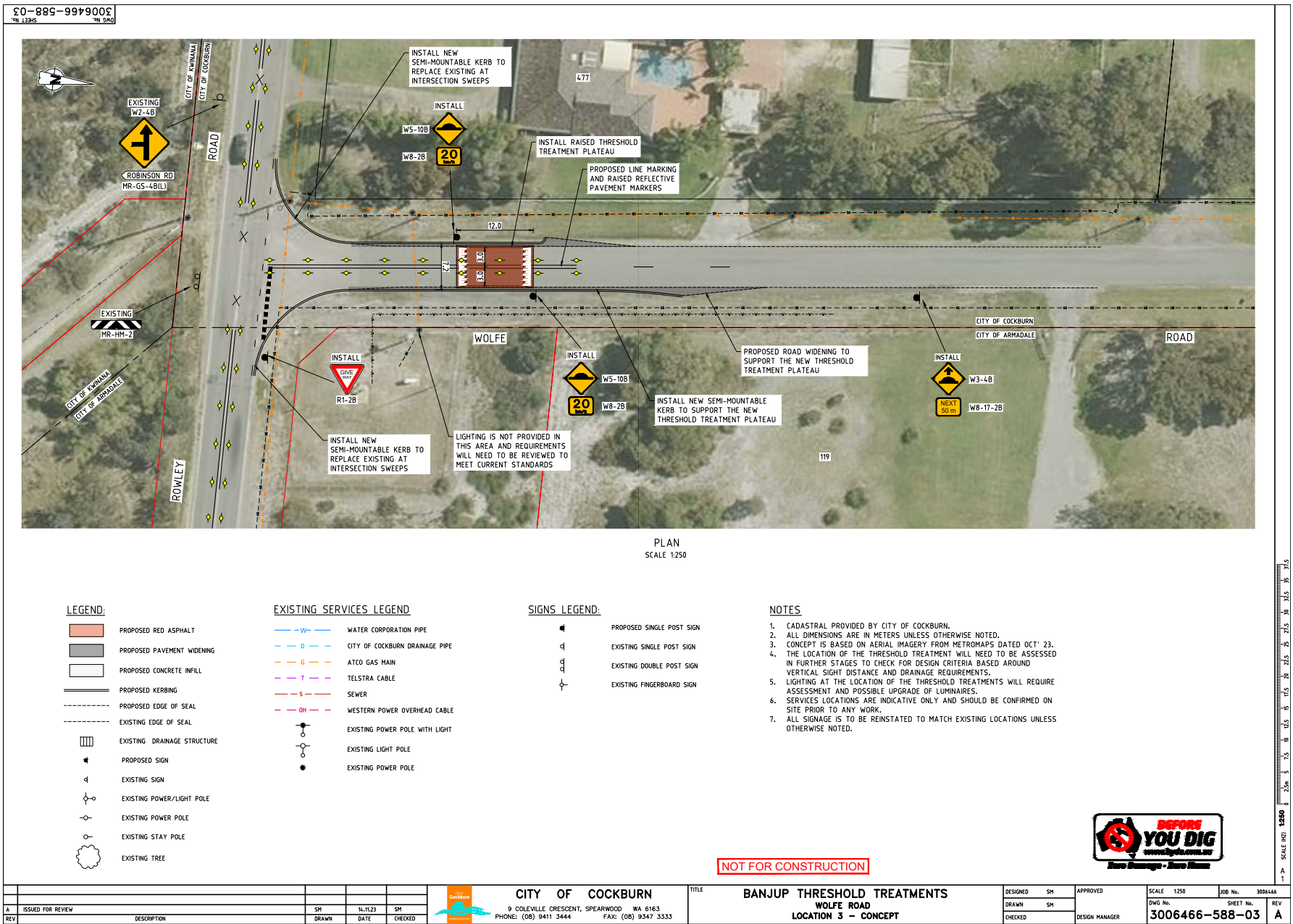
www.cockburn.wa.gov.au

ABN 27 471 341 209

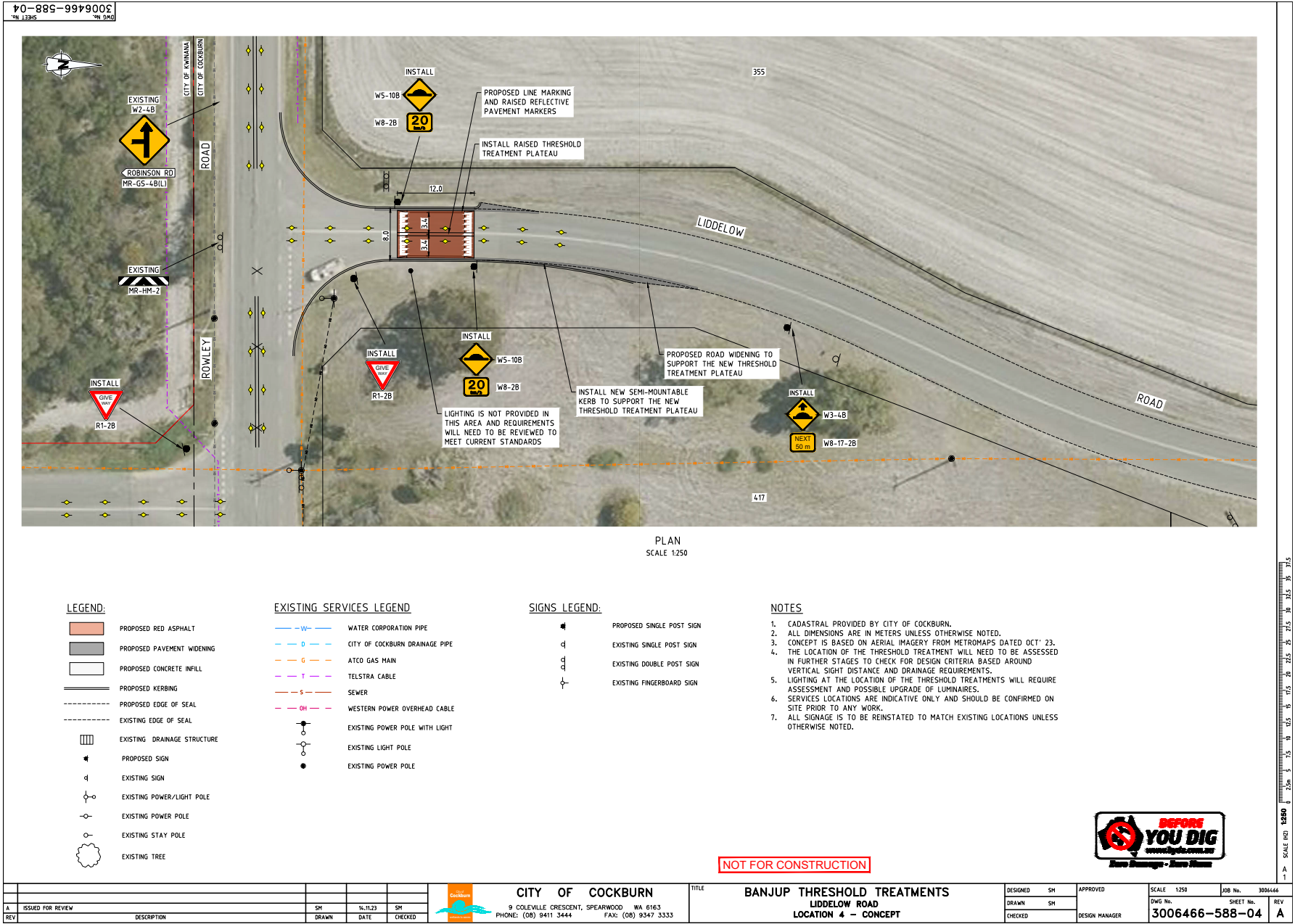








117 of 393

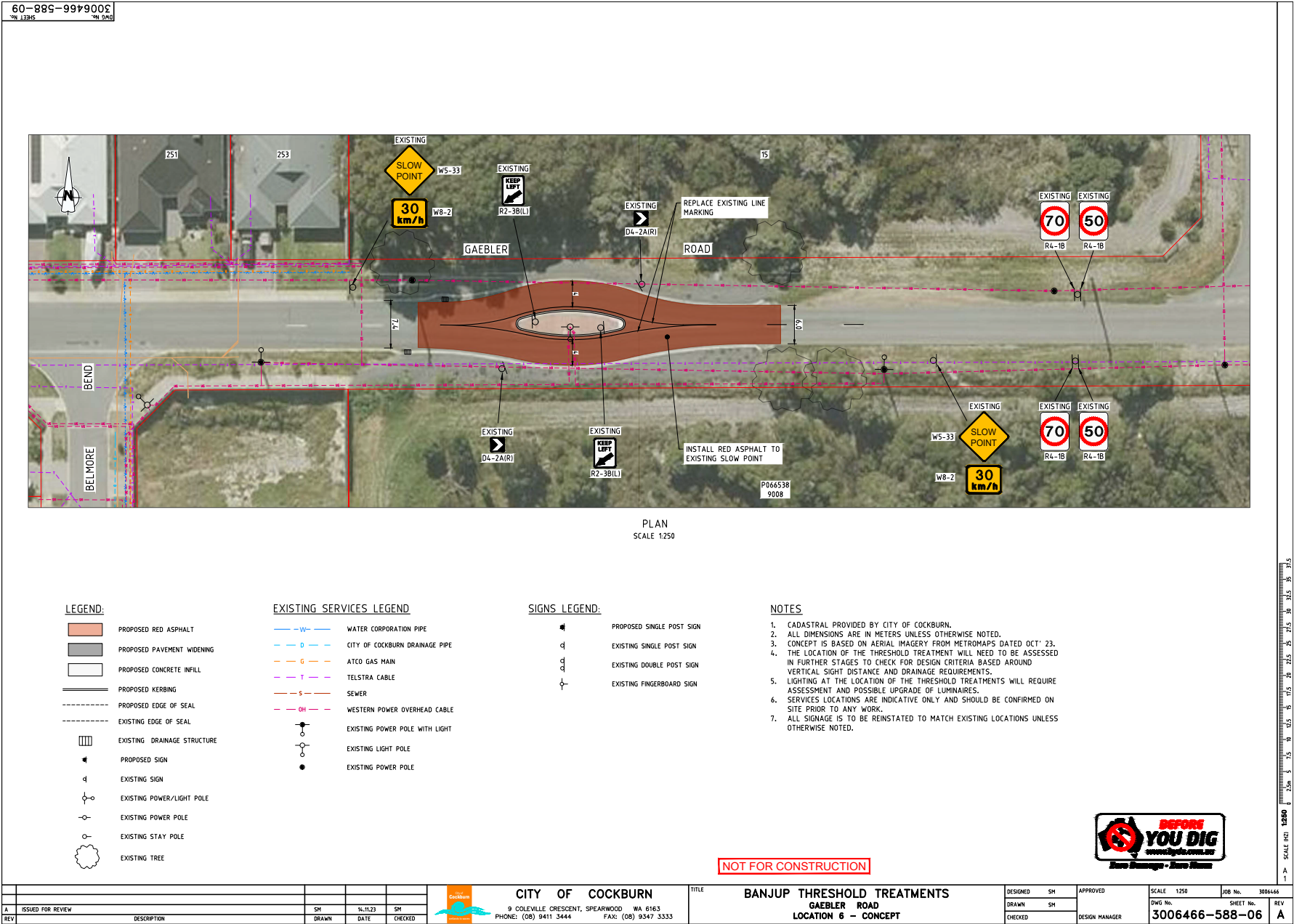


118 of 393

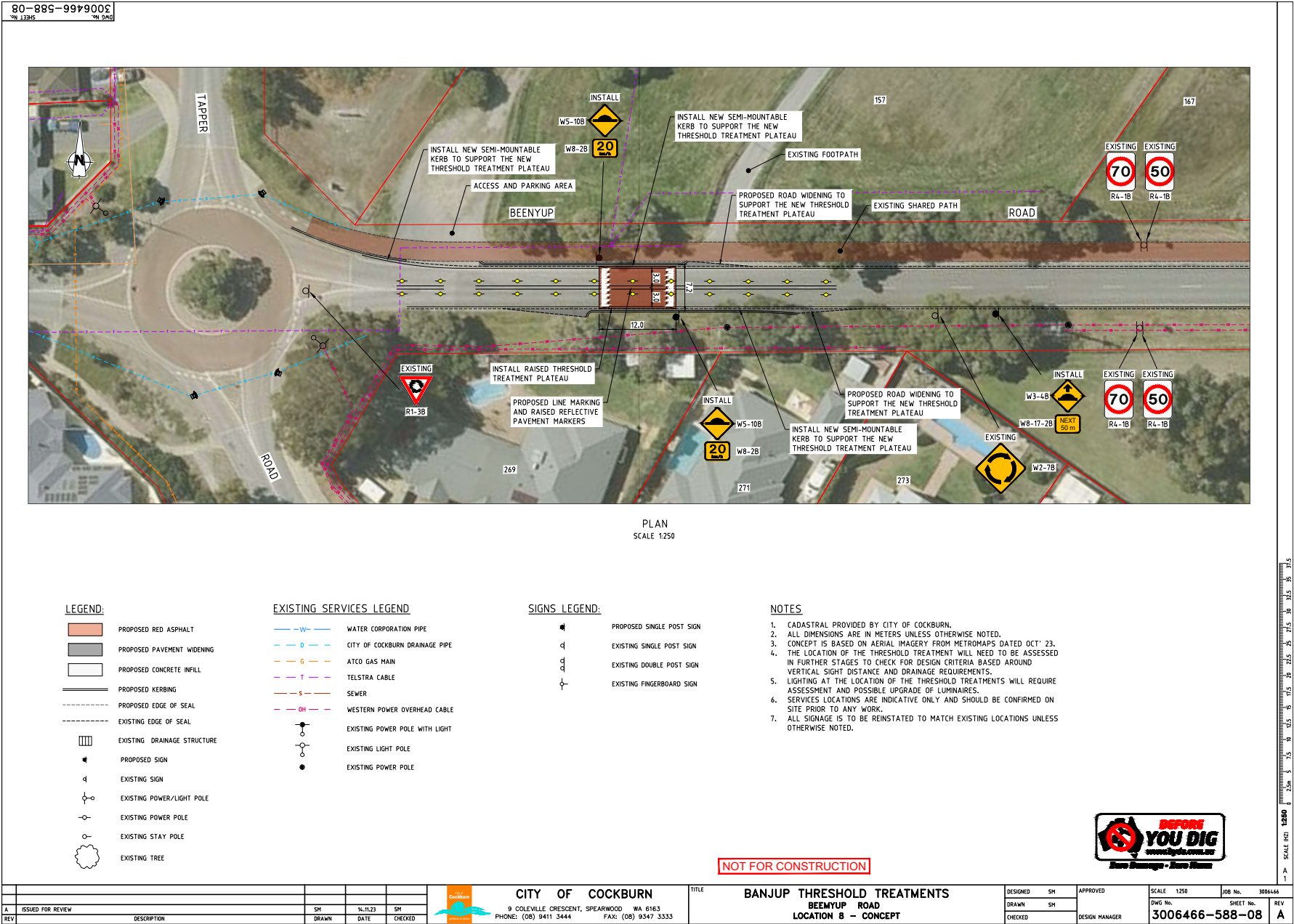
Document Set ID: 11922619

Version: 1, Version Date: 28/05/2024











City of Cockburn

Banjup Threshold Treatments

BANJUP THRESHOLD TREATMENTS
SUMMARY



Summary

Location 1 - Liddelow Road at Murdoch Road	\$23,700.00
Location 2 - Gibbs Road	\$38,684.00
Location 3 - Wolfe Road	\$44,789.00
Location 4 - Liddelow Road	\$29,190.75
Location 5 - Beenyup Road	\$44,264.00
Location 6 - Gaebler Road	\$31,190.00
Location 7 - Gibbs Road	\$32,179.00
Location 8 - Beenyup Road	\$29,329.00
Location 9 - Harper Road	\$32,877.75
TOTAL	\$306,203.50
CONTINGENCY SUM (20%)	\$61,240.70
GST (10%)	\$30,620.35
TOTAL OF TENDER	\$398,064.55

SMEC DISCLAIMER:

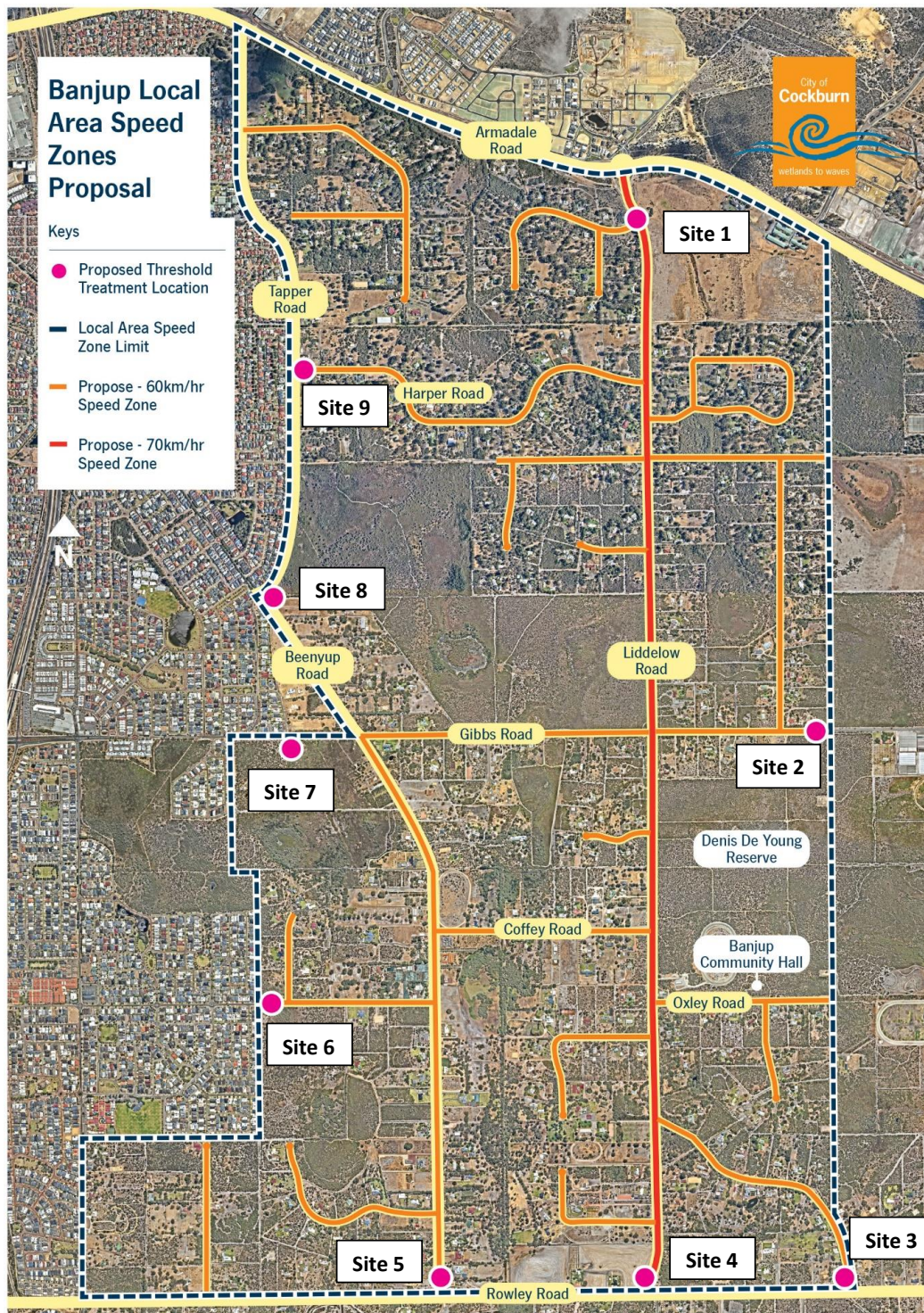
The estimate shall be considered as indicative only and not purported to represent anything more than an
The cost estimate provided is based on the past experiences, the estimate does not allow for:

- 1 Staging of works
- 2 Handling of site contaminated materials nor unsuitable material
- 3 Remediation works
- 4 Competitive market conditions
- 5 Latent conditions
- 6 Landtakes

In our cost estimate, we have made the following assumptions / rationale:

- 1 Pavement failure was evident in some focus areas. Rectification works has been excluded from this cost
- 2 New pavement is assumed to comprise of :
 - 40mm Asphalt
 - 100mm Crushed Rock Basecourse
 - 200mm Crushed Limestone
 - Subbase





14.1.4 (2024/MINUTE NO 0080) Appointment of Contractor for Sand Nourishment at C.Y. O'Connor Beach and Port Coogee

Executive	Director Planning and Sustainability
Author	Head of Sustainability and Environment
Attachments	<div>1. Maritime Constructions Works Proposal (Confidential)</div> <div>2. Maritime Constructions Clarification Email 20 March 2024 (Confidential)</div> <div>3. MC Sample Methodology Statement (Confidential)</div> <div>4. MC Integrated Management System (Confidential)</div> <div>5. MC ISO 14001 Certification (Confidential)</div> <div>6. MC Sustainability and Waste Management Plan (Confidential)</div> <div>7. MP Rogers Email 22 Feb 2024 (Confidential)</div>

Council Decision
MOVED Cr T Widenbar SECONDED Cr T Dewan
That Council:

(1) AWARDS the Contract for sand nourishment and dredging works at C.Y. O'Connor and Port Coogee to Maritime Constructions Pty Ltd at an estimated value of \$492,275 (ex GST).

CARRIED 10/0

Background

The City of Cockburn (The Principal) is seeking a suitably qualified and experienced contractor to undertake the extraction, transportation and deposition of approximately 20,000m³ (bank volume) of sand from the sand trap north of Port Coogee to C.Y. O'Connor Beach South.

The scope includes:

- Backpassing of approximately 20,000m³ of sand material from the sand trap north of Port Coogee to C.Y. O'Connor Beach South via a temporary pipeline, spanning a maximum distance of 1,900m
- Management of public access to the work sites and installation of temporary exclusion barriers, fencing and signage as per the Drawings and Specification.

Due to a growing deficit of beach-accessible sand for nourishment, the works require a floating dredging plant to reach sufficient volume of beach nourishment material, as opposed to the land-based excavation methods employed previously.

Previously the City issued Tender RFT19/2021 to perform similar works.

This led to the appointment of Hydraplant Dredging Pty Ltd as the main contractor for the works from a direct appointment as permitted under the regulations due to the Tender process not identifying a suitable contractor.

This was the result, given the specialised dredging plant required, based on suitable timing and availability.

In 2023, Hydraplant Dredging Pty Ltd was acquired by Maritime Constructions Pty Ltd who now own and operate the fleet of purpose-built dredging plant.

Maritime Constructions are the preferred contractor for the Department of Transport (DoT) maintenance dredging contract and performs work for DoT throughout the state.

In 2023, the City had informal discussions with another known contractor RN Dredging Pty Ltd (RN Dredging) to determine whether their vessel Modi-R, was able to access the sand from Chelydra Beach.

Unfortunately, the Modi-R is unable to source the sand at Chelydra Beach due to the shallow water depths and the presence of sea wreck. RN dredging Pty Ltd is currently contractually obligated to Cockburn Cement Limited.

Accordingly, the procurement market strategy to undertake the dredging and beach nourishment activity at C.Y. O'Connor Beach and Port Coogee resulted in a sole supplier procurement exemption. This was approved under delegation by the CEO in accordance with the City's Procurement Policy.

Submission

Quote MC1105/23SWA-A North Coogee Beach Renourishment 2021 – Bypass Proposal sought from Maritime Constructions Pty Ltd for the dredging and beach nourishment campaign at C.Y. O'Connor Beach and Port Coogee received on 14 December 2023 (refer Attachment 1). Further information was received from Maritime Constructions on 20 March 2024 (refer Attachments 1-6).

Report

The City requires a suitably qualified and experienced contractor to undertake the extraction, transportation and deposition of approximately 20,000m³ (bank volume) of sand from the sand trap north of Port Coogee to various nourishment sites to the north.

Coastal consultants MP Rogers recently completed an assessment on potential dredge operators in WA for works required at the Ocean Reef Marina.

This assessment confirmed that only two contractors are currently operating in WA: RN Dredging and Maritime Constructions (refer Attachment 7).

From the discussion with the contractors, the City has determined there is only one viable dredge operator at this time based in WA that has the capability to extract the required sand from the waters of Chelydra Beach.

It is proposed to appoint Maritime Constructions to undertake the dredging and beach nourishment campaign at C.Y. O'Connor Beach and Port Coogee.

The Modi R owned and operated by RN Dredging is unable to source the sand at Chelydra Beach due to the shallow water depths and the presence of sea wreck. RN Dredging is also currently contractually obligated to Cockburn Cement Limited.



Maritime Constructions has demonstrated adequate previous relevant experience, giving the highest confidence that the works can be executed and delivered as required.

Previous experience listed includes dozens of previous dredging and sand nourishment projects across Western Australia, many of these undertaken as the preferred contractor for DoT, including having undertaken the last sand bypassing works at Port Coogee in 2022 by accessing offshore sand from Chelydra Beach.

Maritime Constructions has supplied information that details it has 11 vessels, with five based in WA and two of those in Henderson.

Currently Maritime Constructions have adequate personnel and plant available to undertake the works.

Maritime Constructions have provided a sample methodology statement and details on how the contractor plans to undertake the required services.

This document is comprehensive and covers the key aspects of delivering and managing the works.

A more detailed methodology will be provided post award in the form of a Project Execution Plan.

The final Plan will be developed by the allocated project engineer to ensure compliance to the method, Integrated Management System (IMS) and client/contract requirements (refer Attachment 3).

Maritime Constructions performance of their Environment and Sustainability requirements is covered broadly by their IMS and compliance to ISO14001.

In addition, this included adopting additional management actions, monitoring and reporting against environmental outcomes (refer Attachments 4 and 5).

Maritime Constructions is a local regional business based in Fremantle and is therefore able to meet the City's local economy objectives.

Following meetings with and documentation supplied by Maritime Constructions, a proposal to undertake the required scope was provided via a floating dredging plant.

The availability of their equipment is key to delivering the works with the current Maritime Construction works program and plant availability.

The current accepted period of works is late winter/early spring 2024 with the potential to engage them again in April 2025 after the winter erosion has been assessed.

The pricing proposed by Maritime Constructions is in line with industry rates.

Their combined rate includes survey works and downtime of weather which is less than the direct dredging costs the City has paid in the last campaign.

It is therefore recommended that Maritime Constructions Pty Ltd be appointed to undertake the Contract in accordance with Part 4, Section 11(2)(f) of the *Local Government (Functions and General) Regulations 1996*.



The recommendation is based on the contractor, having:

- Demonstrated experience in performing similar works
- Capacity in terms of plant and labour resources to undertake the project within required timeframes
- Clear understanding of the methodology, procedures and occupation health and safety requirements to undertake the services
- The most advantageous value for money to perform the scheduled activity.

Strategic Plans/Policy Implications

Local Economy

A sustainable and diverse local economy that attracts increased investment and provides local employment.

- Increased Investment, economic growth and local employment.

Environmental Responsibility

A leader in environmental management that enhances and sustainably manages our local natural areas and resources.

- Address Climate Change.
- Protection and enhancement of our natural areas, bushland, parks and open spaces.

Community, Lifestyle & Security

A vibrant healthy, safe, inclusive and connected community.

- Accessible and inclusive community, recreation and cultural services and facilities that enrich our community.

Listening & Leading

A community focused, sustainable, accountable and progressive organisation.

- Best practice Governance, partnerships and value for money.

Budget/Financial Implications

The draft FY25 budget has a \$500k allocation for this work. Additional funding would be sought at the mid-year budget review should additional works be required in April 25.

Legal Implications

Local Government Act 1995 Part 3, Division 2, Subdivision 1, section 3.57 and *Local Government (Functions and General) Regulations 1996* Part 4, Division 2, regulation 11(2)(f) refer to the power of the Local Government to approve a company or their services as a sole supplier.

Specifically the Council not complying with *Local Government Act 1995* Part 3, Division 2, Subdivision 1, section 3.57 and *Local Government (Functions and General) Regulations 1996* Part 4, Division 2, regulation 11(1) which refer to Tenders to be publicly invited before a local government can enter into a contract for another person to supply goods or services if the consideration under the contract is, or is expected to be, more, or worth more, than \$250,000.



Community Consultation

N/A

Risk Management Implications

If no action is taken in respect to this project there is a high risk of the loss of built and natural assets at the location, and operational expenditure to provide sand nourishment at the beach will continue to increase.

Maritime Constructions is the only known company with small dredging plant capable of undertaking the required works that is based in Western Australia, and the company currently has a full program of work.

If Maritime Constructions is not engaged at this time, there is a high risk that both the project will not be completed prior to October 2024, leading to heightened erosion damage risks and risk to existing infrastructure.

Further sand nourishment may be required in April 2025.

If the full program is not conducted in this timeframe, additional expense would be incurred to mobilise plant from out of state to complete any necessary works to protect the City infrastructure.

Advice to Proponent(s)/Submitters

N/A

Implications of Section 3.18(3) *Local Government Act 1995*

Nil



Type of Interest	Nature of Interest
Cr Dewan submitted an Impartiality Interest, pursuant to Regulation 22 of the <i>Local Government (Model Code of Conduct) Regulations 2021</i> for Item 14.1.5.	Cr Dewan has been offered a role by the Federal Government in the AUKUS team. It will be a Panel. Appointment has not yet been made, but I wish to make a disclosure.

14.1.5 (2024/MINUTE NO 0081) Amendment to the City of Cockburn Economic Framework Development Action Plan

Executive	Director Planning and Sustainability
Author	Manager Business and Economic Development
Attachments	N/A

Officer Recommendation That Council: (1) APPROVES the recommended changes to the current Economic Development Framework Action Plan as detailed in the report.
Council Decision MOVED Cr P Corke SECONDED Cr P Eva That Council: (1) APPROVES the recommended changes to the current Economic Development Framework Action Plan as detailed in the report, subject to the removal of the words AUKUS (US & UK engagement) from Pillar 2 – Development of Blue Economy and Innovation Support. <div>CARRIED 8/2</div> For: Cr P Eva, Cr C Zhang and Cr P Corke Against: Mayor L Howlett, Deputy Mayor C Stone, Cr T Widenbar, Cr T Dewan, Cr C Reeve-Fowkes, Cr K Allen, Cr M Separovich
Council Decision MOVED Cr K Allen SECONDED Cr M Separovich That the Motion be put. <div>CARRIED 8/2</div> For: Mayor L Howlett, Deputy Mayor C Stone, Cr T Widenbar, Cr T Dewan, Cr C Reeve-Fowkes, Cr K Allen, Cr P Corke, Cr M Separovich Against: Cr P Eva and Cr C Zhang

Council Decision

MOVED Cr T Widenbar SECONDED Deputy Mayor C Stone
That Council:

- (1) APPROVES the recommended changes to the current Economic Development Framework Action Plan as detailed in the report; and
- (2) SUPPORTS AUKUS and the benefits it brings to Cockburn, including jobs, infrastructure, investment, and growth.

CARRIED 7/3

For: Mayor L Howlett, Deputy Mayor C Stone, Cr T Widenbar, Cr T Dewan, Cr C Reeve-Fowkes, Cr K Allen and Cr M Separovich

Against: Cr P Eva, Cr C Zhang and Cr P Corke

Reason

We all know AUKUS is happening, and We are not the decision makers on this.

But we do have a choice. A choice to support jobs, infrastructure, investment, and growth in our City. A choice to be included in conversations and briefings as the agreement progresses. A choice to support increasing our nation's defence capacity and capabilities. Or we could choose to be an annoyance by not supporting, and risk losing infrastructure or investment to other local governments.

I want to see our City continue to flourish, AUKUS is a fantastic opportunity that we can't afford to miss.

Background

At the 8 July 2021 Ordinary Council Meeting, Council adopted the 2022-23 Economic Development Framework Action Plan (Plan).

The Plan set in place economic activities and reporting mechanisms covering four economic pillars, to be delivered over a five-year period (to 2027).

Key focus areas (Pillars):

2021 - 2022	Place-Based Economic Development Define and understand our place	Blue Economy Build community and consensus	Visitor Economy Understand our visitor economy and build network	Capacity Building and Innovation Support Identify and understand local business/workforce. Foster networking and collaboration
-------------------	--	--	--	--



Pillar 1: Place-based local Economic Development:

- a) Place Strategy
- b) Investment Prospectus
- c) Retail and employment centres

Pillar 2: Blue Economy:

- a) Events - to explore and articulate the City's role in the development of the Blue Economy
- b) Quantifying the opportunity / cost benefit analysis and stakeholder analysis
- c) Communications, Stakeholder Engagement and Advocacy Strategy
- d) Systems level and common understanding of what the Blue Economy is

Pillar 3: Visitor Economy:

- a) Delivery of the Bibra Lake Aboriginal Visitors and Cultural Centre
- b) Tourism Strategy Development
- c) Destination Brand Development

Pillar 4: Capacity building and Innovation support:

- a) Workforce Capability: Ensure business and large project workforce requirements are met through targeted programs, involving industry and training providers, such as a Specialist Shipbuilding Workforce Development Program
- b) Business Capacity and Transformation
- c) Facilitate and encourage knowledge creation among the business community through business support training and strengthen networks between businesses, entrepreneurs, government and investors

Submissions

N/A

Report

COVID19 adversely affected economic functionality of the local business community, necessitating the need for a more flexible approach in rolling out project deliverables.

To date, overall deliverables continue to be achieved and the Plan is on target to 2027, however, with the change in economic functionality it is the City's view that the four Pillars need to be amended to better align with the new economic environment that has evolved post COVID19.

The changes recommended better align with the evolved economic environment and core focus areas of the business communities within the Cockburn precinct.



Essentially these changes consist of a “re-allocation” of the Pillar themes and addition of a new focus area for council approval.

A change in the reporting process of the Plan is also recommended, leading to increases in reporting validity, transparency, and accountability.

These changes will provide better measurement of the Economic Development outcomes.

Recommendations

1) Summary of proposed change to Pillars

2024 to 2030	Overarching Economic Development Framework Theme			
	Building capacity and Capability			
	Place-Based Economic Development and Investment Attraction <i>Establishing dialogue, opportunities, and networks for commercial growth</i> <i>Supported by the Business Engagement Annual Plan</i> <i>CBP 1.1</i>	Development of Blue Economy and Innovation support Defence-AUKUS (US & UK engagement) <i>Maximising the capability of ocean orientated industries</i> <i>CBP 1.1.2a</i> <i>CBP 1.1.2d</i>	Planning for Visitor Economy <i>Supported by the Destination Plan and Investment Attraction Plan</i> <i>Destination development and business collaboration</i> <i>CBP 1.1.2b</i> <i>CBP 1.1.2c</i>	International Engagement Indonesia- Industry Vietnam- Industry Singapore- Invest attraction <i>Developing international engagement plan for bilateral trade opportunities</i> <i>CBP 1.1.2e</i>

Change 1

Partial re-allocation of current Pillar 4 “Capacity Building” to become an overarching theme for the whole Plan and broadening its meaning to include “Capability Building”. This provides greater definition, clarity and transparency of the economic development activities undertaken by the City.

Change 2

Re-allocation of “Innovation support” from Pillar 4, to “The Blue Economy” Pillar 2. Significant innovative support has been directed toward the Cockburn Blue Maritime Technology Hub and the Blue Economy since commencement of the Plan and will continue to do so into 2027.



Change 3

Re allocation of “Investment attraction” from Pillar 4 to “Place Based Economic Development” Pillar 1. Categorising Investment attraction under this Pillar better aligns with the current and future activities for the whole business network in developing as a place to invest.

This change will also incorporate Pillar 4 activities of international engagement with Singapore. Singapore has long been a strong investor in property in Western Australia and looks to continue to do so. Aligning with Singapore investors will assist in the development of large-scale projects at Cockburn Central/Henderson and Coogee.

Change 4

With Pillar 4 now becoming vacant due to the reallocation process, it is recommended that this Pillar be titled “International Engagement”.

Recent successes in:

- 1) The Indonesian Delegation visit,
Refer: [Document Properties - Indonesian Trade Delegation Report - Economic Development Corporate Affairs \(cockburn.wa.gov.au\)](https://www.cockburn.wa.gov.au/Document-Properties-Indonesian-Trade-Delegation-Report-Economic-Development-Corporate-Affairs)
- 2) The Blue Economy sector: Both Indonesia and Malaysia (via the Australian High Commission) have entered discussions with the City on possible industry collaboration, with a number of projects recently commencing with Indonesia. This has established Cockburn as the leader in the Blue Economy completing an ED KPI for 2024/25.
- 3) Cockburn Global event is now an annual event, supporting the view that International Engagement will become an important Economic Value Add going forward for the City. The Consuls of both Indonesia and Vietnam along with the Singapore High Commissioner have expressed their desire to further the Economic connections with Cockburn and offered consular assistance in facilitation economic exchanges with Cockburn businesses.
- 4) The Malaysian Government has expressed a desire to send a delegation (Blue Economy focus) to Cockburn to explore collaboration and identify economic synergies for development. The delegation are due to arrive late May, early June.

With both State and Federal Government also increasing representation and trade cooperation with a number of countries via expanded FTAs and IA-CEPA, there exists significant opportunity for the City and its business community to capitalise on their efforts.

The recent Business Survey conducted by “Catalyse” confirmed (40% of businesses surveyed) that the local business community were interested in engaging with International markets.



2) Recommended reporting changes

General reporting contained within the Plan is considered appropriate, however there are a number of specific analysis variables that are considered a “value add” to measuring the effectiveness of the economic development activities and outcomes for the City.

These new variables will provide greater transparency and accountability as to ongoing performance.

These include:

- **Employment Self-Sufficiency (ESS):** a key indicator in the workforce development framework, measures the proportion of local jobs filled by residents. High ESS signifies a strong local job market, while low ESS suggests a need for job creation or skills development initiatives. ESS is benchmarked against State Government target forecasting.

City of Cockburn Employment Self-Sufficiency

City of Cockburn	
Employment Self-Sufficiency (%)	76%

Source: ABS Census 2021, Pracsys 2023

By comparison: Perth Southwest-Employment Self-Sufficiency target for 2031 (includes Cockburn)

Perth Southwest	
Employment Self-Sufficiency (%)	70%

Source: RAC ESS Health Check for ESS

- **Employment Self-Containment:** measures the proportion of residents who work locally. It reflects the degree to which residents can access employment opportunities within their community. A high level of employment self-containment is dependent on a strong positive correlation between the skill sets of the local resident workforce and the types of employment opportunity. This is an area for the City to focus on going forward.

City of Cockburn Employment Self-Containment

	Work Within the City of Cockburn	Work Outside the City of Cockburn
Employment Self-Containment (%)	26%	74%

Source: ABS Census 2021, Pracsys 2023

By comparison: Perth Southwest Employment Self-Containment

	Work Within the Region	Work Outside the Region
Employment Self-Containment (%)	56.4%	43.6%

Source: ABS Census 2021, Pracsys 2023



- **Shift/Share analysis** is a technique used to decompose regional economic growth or decline into components attributable to national economic trends, industry-specific growth patterns, and unique regional factors. This analysis helps local governments identify industries with competitive advantages and potential areas for targeted economic development initiatives.

These variables will be reported annually in table format along with a number of other key economic variables, to monitor the City's economic health.

Strategic Plans/Policy Implications

Local Economy

A sustainable and diverse local economy that attracts increased investment and provides local employment.

- Increased Investment, economic growth and local employment.

Listening & Leading

A community focused, sustainable, accountable and progressive organisation.

- Employer of choice focusing on equity, innovation and technology.

Budget/Financial Implications

All actions are accounted for within the FY24 Budget and draft FY25 Municipal Budgets.

Legal Implications

Nil

Community Consultation

Nil

Risk Management Implications

Changes recommended in this report do not increase any risk to the City.

All changes relate to better delivery of, and increase to, transparency associated with the Economic Development activity plan.

Advice to Proponent(s)/Submitters

N/A

Implications of Section 3.18(3) *Local Government Act 1995*

Nil



14.2 Corporate and System Services

14.2.1 (2024/MINUTE NO 0082) Monthly Financial Report - March 2024

Executive A/Director Corporate and System Services

Author A/Head of Finance

Attachments 1. Financial Activity Statement March 2024 [↓](#)

Council Decision

MOVED Cr T Widenbar SECONDED Cr T Dewan

That Council:

- (1) ADOPTS the Monthly Financial Report containing the Statement of Financial Activity and other financial information for the month of March 2024, as attached to the Agenda.

CARRIED 10/0

Background

Local Government (Financial Management) Regulations 1996 prescribe that a Local Government is to prepare each month a Statement of Financial Activity.

Regulation 34(2) requires the Statement of Financial Activity to be accompanied by documents containing:

1. Details of the composition of the closing net current assets (less restricted and committed assets)
2. Explanation for each material variance identified between year to date (YTD) budgets and actuals
3. Any other supporting information considered relevant by the Local Government.

Regulation 34(4)(a) prescribes that the Statement of Financial Activity and accompanying documents be presented to Council within two months after the end of the month to which the statement relates.

The regulations require the information reported in the statement to be shown either by nature or type, statutory program, or business unit.

The City has chosen to report the information according to nature or type and its organisational business structure.

Local Government (Financial Management) Regulations 1996 - Regulation 34 (5) states "Each financial year, a Local Government is to adopt a percentage or value, calculated in accordance with the Australian Accounting Standards, to be used in statements of financial activity for reporting material variances."

This regulation requires Council to annually set a materiality threshold for the purpose of disclosing budget variances within monthly financial reporting.

The materiality threshold has been set by Council at \$300,000 for the 2023-24 financial year (FY24).



Detailed analysis of budget variances is an ongoing exercise, with necessary budget amendments either submitted for Council approval through the Expenditure Review Committee or included in the City's mid-year budget review required by legislation.

Submission

N/A

Report

The attached Monthly Financial Report for March 2024 has been prepared in accordance with the Local Government Act and the associated Financial Management Regulations.

This was reviewed by management, with the following commentary addressing key financial results and the City's budgetary performance to the end of the month.

Statement of Financial Position

Due to amendments to the *Local Government (Financial Management) Regulations 1996*, Regulation 35 (1) requires the City to now include a Statement of Financial Position each month in the financial report.

This shows the City's financial position at the end of the month, compared to the end of the previous financial year. Net assets total \$1.835 billion at the end of the month (\$1.802 billion end of June), with the increase reflecting the impact of the City's year to date financial activities.

Opening Surplus

The audited opening surplus is \$9.79 million, and the amended budget now matches this following the mid-year budget review. The surplus includes \$8.76 million of municipal funding for the City's carry forward projects (adopted by Council in August 2023).

Closing Surplus

The City's YTD closing surplus to the end of March was \$53.94 million, compared to a YTD budget of \$41.95 million.

This represents a favourable variance of \$11.99 million, inclusive of variances across the FY24 operating and capital budgets reported in the following sections.

The full year surplus is currently budgeted at \$338,877, increased from Council's adopted budget surplus of \$262,844. This fluctuates throughout the year due to various budget amendments adopted by Council (e.g., Expenditure Review Committee recommendations).

Operating Revenue

Operating revenue of \$176.09 million was \$0.93 million ahead of YTD budget for March.



The following table summarises the operating revenue budget performance by nature:

Revenue from operating activities	Amended		YTD Actual \$	YTD Variance \$
	Full Year Budget \$	YTD Budget \$		
Rates	125,915,511	125,865,511	125,960,131	94,620
Specified Area Rates	601,000	601,000	603,582	2,582
Operating Grants, Subsidies, Contributions	10,100,986	6,943,355	7,159,945	216,590
Fees and Charges	41,629,878	32,321,727	33,355,730	1,034,003
Service charges	1,200,000	1,140,000	1,118,488	(21,512)
Interest Earnings	11,145,106	8,555,963	8,875,277	319,314
Fair value adjustments to financial assets	7,372	0	0	0
Profit/(Loss) Asset Sale	1,281,988	(272,509)	(985,958)	(713,449)
Total	191,881,841	175,155,047	176,087,195	932,148

Material variances identified in the City's operating revenue were identified as follows:

- Fees and charges (\$1.38 million over YTD budget):
 - Royalty income from 1712 Russell Road was more than YTD budget by \$0.34 million.
- Interest earnings (\$0.32 million over YTD budget). The City investment strategy has proven to be successful as the earnings have gone over YTD budget again.
- Loss on asset sale (\$0.71 million over YTD budget) as the City had transferred all caravan parks located at the Coogee Caravan Park over to the lessees.



Operating Expenditure

Operating expenditure to the end of March of \$139.59 million was under YTD budget by \$6.41 million.

The following table summarises the operating expenditure budget variance performance by nature:

Expenditure from Operating Activities	Amended		YTD Actual \$	YTD Variance \$
	Full Year Budget \$	YTD Budget \$		
Employee costs	78,476,126	57,164,235	56,176,343	(987,892)
Materials & Contracts	55,604,821	39,283,026	33,333,606	(5,949,420)
Utility charges	6,472,033	4,297,488	4,490,921	193,433
Depreciation/Amortisation	44,644,357	32,341,531	32,626,558	285,027
Interest/Finance Costs	320,884	33,748	149,062	115,314
Insurance expenses	2,647,970	2,647,970	2,529,546	(118,424)
Other expenditure	13,594,902	10,229,749	10,282,948	53,199
Total	201,761,093	145,997,747	139,588,984	(6,408,763)

Significant variances identified in the City's operating expenditure were identified as follows:

- Employee Costs (\$0.99 million under YTD budget):
 - Employee costs across the City are generally under budget due to underspending of \$0.51 million in training, conferences and professional development activities.
 - Salaries and wages for the Development and Compliance Business Unit were \$0.39 million under YTD budget, while on the contrary, salaries and wages for Library and Cultural Services were over the YTD budget by \$0.33 million.
- Materials and contracts were \$5.95 million under YTD budget:
 - General underspend across the Community Development & Services (\$1.05 million), with Cockburn Care having the highest underspend of \$0.35 million against its YTD budget.
 - General underspend within the operational projects under Environmental Management, Policy and Planning Service Unit, \$0.53 million behind its YTD budget.
 - General underspend across the Property Services Service Unit, mainly in its operational projects \$0.43 million.
 - Expenditure across all Cockburn ARC's activities were \$0.60 million under YTD budget.
 - Underspend within the COSAFE operational projects as majority of them have not started yet, \$0.33 million.
 - General underspend across operational projects within the Office of the CEO Business Unit, \$0.39 million.

Capital Expenditure

Council adopted a capital works program of \$43.87 million in the FY24 annual budget, that is now \$76.39 million following the addition of carry forwards adopted by Council in August and reductions included in the mid-year budget review.

The City has spent \$23.19 million on its capital program to the end of March, representing an underspend of \$3.74 million against YTD budget. A further \$37.07 million has been committed through contract to be spent within this year and into next financial year.

Several projects were reduced or handed back through the mid-year budget review due to an inability to be completed this financial year. This has reduced the value and size of the capital program, contributing to a reduced requirement for carry forwards at year end.

The following table shows the budget performance by asset class:

Capital Acquisitions	Amended		YTD Actual \$	YTD Variance \$
	Budget \$	YTD Budget \$		
Buildings	19,714,139	6,393,533	5,168,012	(1,225,521)
Furniture & Equipment	1,085,000	262,500	227,661	(34,839)
Plant and Equipment	15,092,811	3,134,121	2,541,814	(592,307)
Information Technology	4,801,803	1,318,167	976,931	(341,236)
Infrastructure - Roads	10,069,797	5,791,656	5,403,786	(387,870)
Infrastructure - Drainage	6,556,569	1,155,122	1,010,433	(144,689)
Infrastructure - Footpath	2,122,392	1,380,107	1,147,839	(232,268)
Infrastructure - Parks hard	7,097,874	3,872,042	3,349,112	(522,930)
Infrastructure - Landscaping	1,257,799	839,920	813,759	(26,161)
Infrastructure - Landfill site	5,087,265	2,024,343	1,972,160	(52,183)
Infrastructure - Marina	1,452,102	436,765	393,579	(43,186)
Infrastructure - Coastal	2,050,873	319,278	185,114	(134,164)
Total	76,388,424	26,927,554	23,190,200	(3,737,354)

- Buildings were \$1.23 million under YTD budget mainly due to general underspend in all minor building improvements projects \$1.05 million under YTD budget.
- Plant and Equipment purchases were \$0.59 million under YTD mainly due to long lead time in securing stock.
- Parks constructions were \$0.52 million behind YTD budget as there have only been minor spending on these projects.



Non-Operating Grants, Subsidies and Contributions

The City's budget for capital grants and contributions is a net \$4.75 million. This includes \$6.84 million in funding to be received, less outgoing contributions of \$2.02 million for the underground power project in South Lake (Western Power).

Non-operating revenue of \$2.87 million was recognised to the end of March, \$0.06 million over YTD budget (only a timing issue).

Financial Reserves

A detailed schedule of the City's financial reserves is included in the financial report, showing a balance of \$213.78 million held at the end of March (\$219.96 million in February).

Council funded reserves made up \$180.58 million of the balance, \$13.31 million for restricted and legislated purposes, and another \$19.89 million for developer contribution plans.

Transfers in and out of financial reserves are made in accordance with budgetary requirements.

Cash and Financial Assets

The City's closing cash and financial assets investment holding at month's end totalled \$264.53 million (down from \$265.44 million in February).

This balance included financial assets (term deposits and investments) of \$260.79 million, and cash and cash equivalent holdings (cash at bank and at call deposits) of \$3.74 million.

\$214.57 million of these funds were internally and externally restricted, representing the City's financial reserves and liability for bonds and deposits held.

The remaining \$49.96 million represented unrestricted municipal funds for the City's operating activities and liabilities.

Investment Performance, Ratings and Maturity

The City's term deposit portfolio running yield was an annualised 5.05 percent as of 31 March (4.98 percent in December and January).

RBA announced no increases to the cash rate in March again. As a result, the City's portfolio running yield has outperformed the KPI target rate of 4.85 percent (cash rate of 4.35 percent plus 0.50 percent performance margin).

New investments placed during the month were at rates ranging between 4.90 and 4.96 percent for the duration of longer than 12 months period.



Current term deposit investments are fully compliant with Council's Investment Policy requirements, as indicated below:

Investment Policy Compliance		
Legislative Requirements	✓	Fully compliant
Portfolio Credit Rating Limit	✓	Fully compliant
Institutional Exposure Limits	✓	Fully compliant
Term to Maturity Limits	✓	Fully compliant

The portfolio also includes several reverse mortgage securities purchased under previous policy and statutory provisions.

These have a face value of \$2.364 million and market value of \$1.53 million, although the City currently carries them at a book value of \$0.79 million (net of a \$1.575 million impairment provision made several years ago).

The City continues receiving interest and capital payments, with \$0.636 million returned to date of the original \$3.0 million invested.

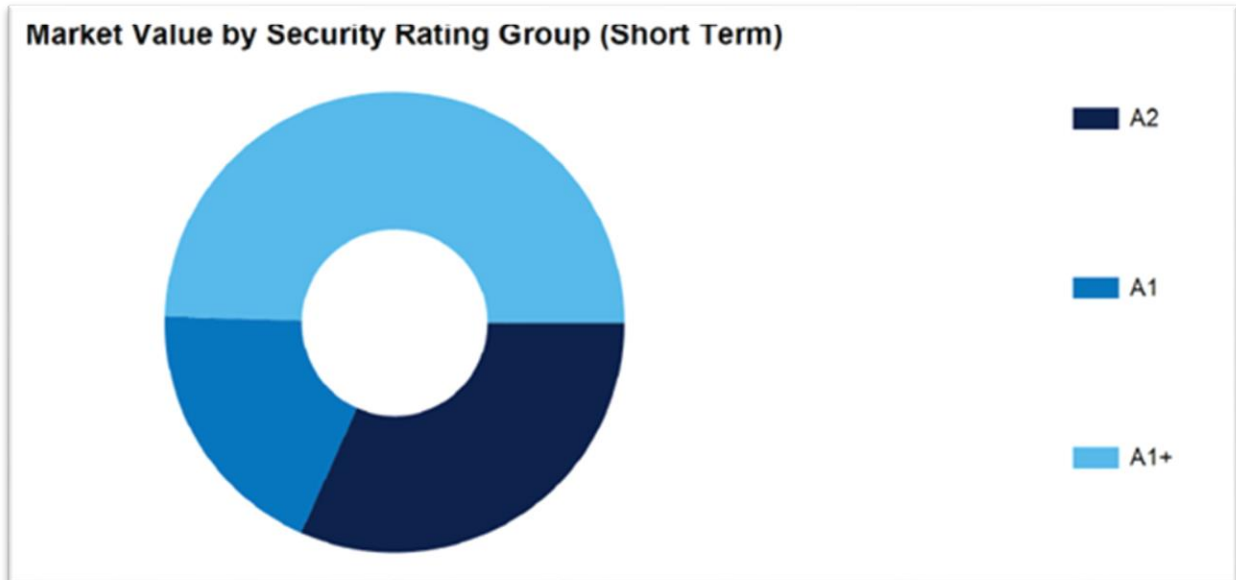
The City's investments were held with the following financial institutions as at 31 March (inclusive of accrued interest):

Issuer	Market Value	% Total Value
AMP Bank Ltd	14,952,745.35	5.66%
Auswide Bank Limited	7,816,656.17	2.96%
Bank of Queensland Ltd	24,768,243.85	9.37%
Commonwealth Bank of Australia Ltd	71,490,584.46	27.04%
Credit Union Australia Ltd t/as Great Southern Bank	28,084,256.96	10.62%
Defence Bank Ltd	10,450,246.60	3.95%
Emerald Reverse Mortgage Trust	1,542,464.85	0.58%
Heritage and People's Choice Limited t/as People's Choice Credit Union	5,703,572.62	2.16%
ING Bank Australia Limited	55,854,355.37	21.13%
Macquarie Bank Ltd	0.01	0.00%
National Australia Bank Ltd	13,378,606.05	5.06%
Suncorp-Metway Ltd	21,237,447.38	8.03%
Westpac Banking Corporation Ltd	9,065,217.54	3.43%
Portfolio Total	264,344,397.18	100.00%



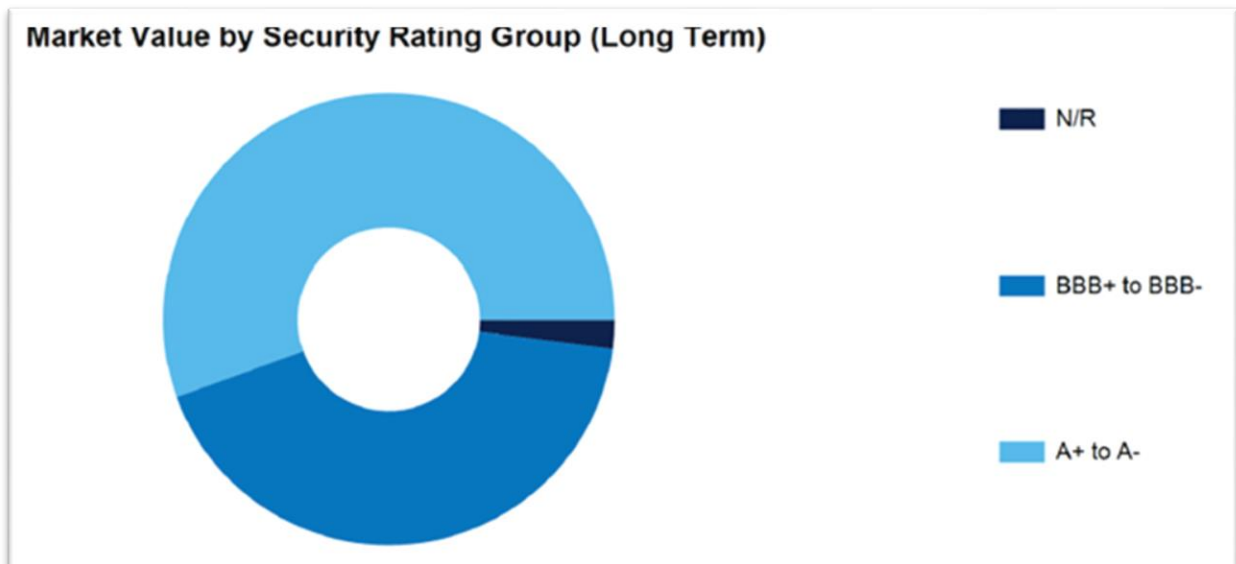
The City's short-term deposits (less than 12 months) made up 79.08 percent (\$208.30 million) of the City's portfolio, compared to 79.08 percent (\$208.30 million) in February.

These were classified under the following credit ratings:



Deposits invested between 1 and 3 years made up 28.31 percent (\$74.85 million) of the City's portfolio, compared to 20.92 percent (\$55.09 million) in February.

These were classified under following credit ratings:



Investment in Fossil Fuel Free Banks

At month end, the City held \$75.36 million (29.20 percent) of its investment portfolio with banks considered non-funders of fossil fuel related industries (\$85.86 million or 33.30 percent last month).

The amount invested with fossil fuel free banks fluctuates depending on the competitiveness of deposit rates being offered and the capacity of fossil fuel free banks to accept funds.

The City preferences fossil fuel free investments (given a similar deposit rate) in accordance with Council's Investment of Funds Policy.

Rates Debt Recovery

The collectible rates and charges for 2023-24 (comprising arrears, annual levies, and part year rating) totals \$151.34 million.

To the end of March, the City had collected \$142.72 million (94.30 percent), leaving a balance outstanding of \$8.62 million (5.70 percent). Prepayment of rates totalling \$1.64 million has also been received and will be applied to future year's rates accounts.

This year, underground power charges totalling \$3.076 million were raised against affected properties in South Lake, able to be paid either in full or over a ten-year payment plan.

To the end of March, the City had received full payment from 28.97 percent of these properties, exceeding conservative estimates for 10 percent.

The City is forecasting to collect between 40 and 45 percent of total charges in year one, with the balance to be collected over the remaining nine years of the payment plan.

In terms of overdue and delinquent rates accounts under formal or legal debt recovery processes, the City had 331 properties owing a total of \$1.30 million in combined rates and legal fees (327 properties or \$1.20 million in February).

These now include those properties that have fallen into arrears with their current year's rates and have not made any arrangements with the City.

Formal debt recovery activities are commenced when ratepayers have overdue rates and have not committed to instalment or other payment arrangements or sought relief under the City's Financial Hardship Policy.



Trade and Sundry Debtors

The City had \$3.02 million in outstanding trade and sundry debtors to the end of February (\$3.05 million in February).

Those debts overdue by more than 90 days made up \$217k or 7.20 percent of total debts outstanding (\$322k or 10.58 percent in February).

The 90-day debtors included lease monies owed by naval base tenants totalling \$99k, landfill commercial debtors owing \$46k and another \$20k in Cockburn Care arrears being actively managed.

Strategic Plans/Policy Implications

Listening & Leading

A community focused, sustainable, accountable and progressive organisation.

- Best practice Governance, partnerships and value for money.

Budget/Financial Implications

Budget amendments are initially referred to Council's Expenditure Review Committee for recommendation to Council. Changes adopted by Council at its December meeting have been included in this monthly financial report.

Council's adopted budget surplus for FY24 of \$262,844 has since increased to \$338,877 due to Council decisions made to the end of March 2024.

These budget surplus changes are listed at Note 8 in the financial report.

Legal Implications

N/A

Community Consultation

N/A

Risk Management Implications

It is important that Council reviews the performance of its adopted budget each month for revenue, expenditure, and the closing financial position.

This enables it to be informed on and identify any potential financial risks.

Advice to Proponent(s)/Submitters

N/A

Implications of Section 3.18(3) *Local Government Act 1995*

Nil



CITY OF COCKBURN

MONTHLY FINANCIAL REPORT
(Containing the Statement of Financial Activity)
For the Period Ended 31 March 2024

LOCAL GOVERNMENT ACT 1995
LOCAL GOVERNMENT (FINANCIAL MANAGEMENT) REGULATIONS 1996

TABLE OF CONTENTS

Monthly Summary Information	2
Statement of Financial Activity by Nature or Type	4
Statement of Financial Activity by Business Unit	6
Statement of Financial Position	7
Basis of Preparation	8
Note 1 Statement of Financial Activity Information	9
Note 2 Cash and Financial Assets	10
Note 3 Disposal of Assets	11
Note 4 Capital Acquisitions	12
Note 5 Borrowings	13
Note 6 Cash Reserves	14
Note 7 Other Current Liabilities	16
Note 9 Budget Amendments	17
Note 10 Explanation of Material Variances	18



MONTHLY FINANCIAL REPORT
FOR THE PERIOD ENDED 31 MARCH 2024

SUMMARY INFORMATION

Funding surplus / (deficit) Components

	Funding surplus / (deficit)			
	Amended Budget	YTD Budget (a)	YTD Actual (b)	Var. \$ (b)-(a)
Opening	\$9.79 M	\$9.79 M	\$9.79 M	(\$0.00 M)
Closing	\$0.34 M	\$41.95 M	\$53.94 M	\$11.99 M

Refer to Statement of Financial Activity

Cash and financial assets

	\$264.53 M	% of total
Unrestricted Cash	\$49.96 M	18.9%
Restricted Cash	\$214.57 M	81.1%

Refer to Note 2 - Cash and Financial Assets

Key Operating Activities

Amount attributable to operating activities

Amended Budget	YTD Budget (a)	YTD Actual (b)	Var. \$ (b)-(a)
\$34.83 M	\$61.50 M	\$75.15 M	\$13.65 M

Refer to Statement of Financial Activity

Employee Cost

YTD Actual	(\$56.18 M)	% Variance
YTD Budget	(\$57.16 M)	(1.7%)

Refer to Statement of Financial Activity

Rates Revenue

YTD Actual	\$126.56 M	% Variance
YTD Budget	\$126.47 M	0.0%

Refer to Statement of Financial Activity

Fees and Charges

YTD Actual	\$33.36 M	% Variance
YTD Budget	\$32.32 M	3.2%

Refer to Statement of Financial Activity

Materials & Contracts

YTD Actual	(\$33.33 M)	% Variance
YTD Budget	(\$39.28 M)	(15.1%)

Refer to Statement of Financial Activity

Key Investing Activities

Amount attributable to investing activities

Amended Budget	YTD Budget (a)	YTD Actual (b)	Var. \$ (b)-(a)
(\$69.27 M)	(\$29.17 M)	(\$25.65 M)	\$3.53 M

Refer to Statement of Financial Activity

Proceeds on sale

YTD Actual	\$0.41 M	%
Amended Budget	\$2.29 M	18.0%

Refer to Note 3 - Disposal of Assets

Asset Acquisition

YTD Actual	\$23.19 M	% Spent
Amended Budget	\$76.39 M	30.4%

Refer to Note 4 - Capital Acquisition

Capital Grants

YTD Actual	\$2.87 M	% Received
Amended Budget	(\$4.83 M)	(59.4%)

Refer to Note 4 - Capital Acquisition

Key Financing Activities

Amount attributable to financing activities

Amended Budget	YTD Budget (a)	YTD Actual (b)	Var. \$ (b)-(a)
\$25.00 M	(\$0.16 M)	(\$5.35 M)	(\$5.19 M)

Refer to Statement of Financial Activity

Borrowings

Principal repayments	\$1.25 M
Interest expense	\$0.14 M
Principal due	\$6.25 M

Refer to Note 5 - Borrowings

Reserves

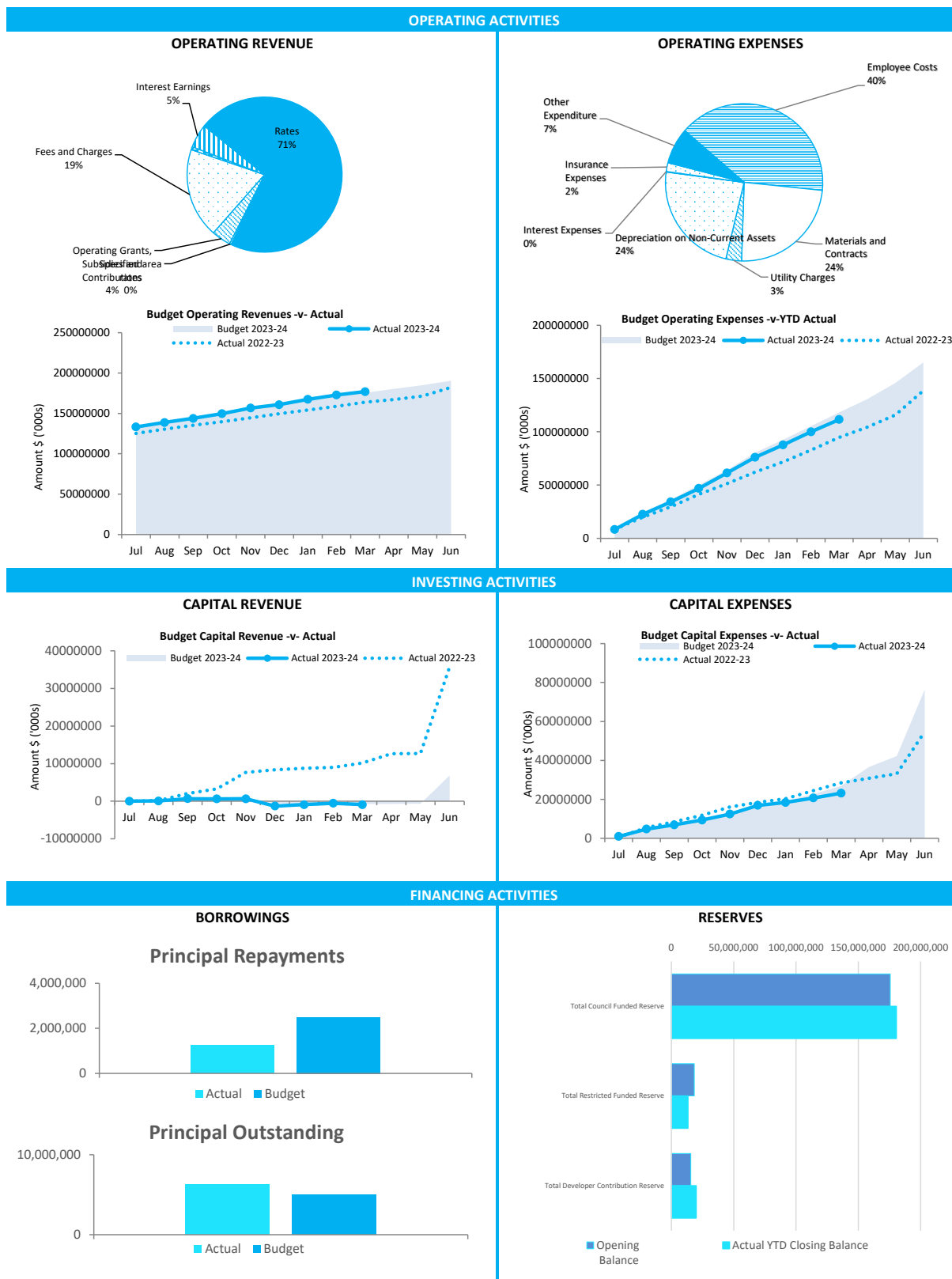
Reserves balance	\$213.78 M
Interest earned	\$0.74 M

Refer to Note 6 - Cash Reserves

This information is to be read in conjunction with the accompanying Financial Statements and notes.

- Adopt 2024-25 Annual Budget
- Adopt Long Term Financial Plan 2024-25 to 2033-34
- Adopt Corporate Business Plan 2024-25 to 2027-28 and KPI Setting
- Monthly Financial Report
- FY25 Service Level Plans and Project Plans
- Workforce Plan 2022-2026 Minor Review.

SUMMARY INFORMATION - GRAPHS



This information is to be read in conjunction with the accompanying Financial Statements and Notes.

**STATEMENT OF FINANCIAL ACTIVITY
FOR THE PERIOD ENDED 31 MARCH 2024**

BY NATURE OR TYPE

	Ref Note	Amended Budget	YTD Budget (a)	YTD Actual (b)	Var. \$ (b)-(a)	Var. % (b)-(a)/(a)	Var.
		\$	\$	\$	\$	%	
Opening funding surplus / (deficit)	1(c)	9,786,927	9,786,927	9,786,927	0	0.00%	
Revenue from operating activities							
Interest		125,915,511	125,865,511	125,960,131	94,620	0.08%	
Specified area rates		601,000	601,000	603,582	2,582	0.43%	
Operating grants, subsidies and contributions		10,100,986	6,943,355	7,159,945	216,590	3.12%	
Fees and charges		41,629,878	32,321,727	33,355,730	1,034,003	3.20%	▲
Service charges		1,200,000	1,140,000	1,118,488	(21,512)	(1.89%)	
Interest earnings		11,145,106	8,555,963	8,875,277	319,314	3.73%	▲
Fair value adjustments to financial assets at fair value							
Gross profit or loss		7,372	0	0	0	0.00%	
Profit/(loss) on disposal of assets		1,281,988	(272,509)	(985,958)	(713,449)	261.81%	
		191,881,841	175,155,047	176,087,195	932,148	0.53%	
Expenditure from operating activities							
Employee costs		(78,476,126)	(57,164,235)	(56,176,343)	987,892	1.73%	▲
Materials and contracts		(55,604,821)	(39,283,026)	(33,333,606)	5,949,420	15.15%	▲
Utility charges		(6,472,033)	(4,297,488)	(4,490,921)	(193,433)	(4.50%)	
Depreciation on non-current assets		(44,644,357)	(32,341,531)	(32,626,558)	(285,027)	(0.88%)	
Interest expenses		(320,884)	(33,748)	(149,062)	(115,314)	(341.69%)	
Insurance expenses		(2,647,970)	(2,647,970)	(2,529,546)	118,424	4.47%	
Other expenditure		(13,594,902)	(10,229,749)	(10,282,948)	(53,199)	(0.52%)	
		(201,761,093)	(145,997,747)	(139,588,984)	6,408,763	4.39%	
Non-cash amounts excluded from operating activities	1(a)	44,706,106	32,341,531	38,653,751	6,312,220	19.52%	▲
Amount attributable to operating activities		34,826,854	61,498,831	75,151,962	13,653,131		
Investing activities							
Proceeds from non-operating grants, subsidies and contributions		4,827,053	(2,729,189)	(2,869,593)	(140,404)	5.14%	
Proceeds from disposal of assets	3	2,288,908	482,681	411,937	(70,744)	(14.66%)	
Payments for property, plant and equipment and infrastructure	4	(76,388,424)	(26,927,554)	(23,190,200)	3,737,354	13.88%	▲
Amount attributable to investing activities		(69,272,463)	(29,174,062)	(25,647,856)	3,526,206		
Financing Activities							
Transfer from reserves	6	68,963,005	22,412,948	22,639,991	227,043	1.01%	
Payment of debentures	5	(2,500,000)	(1,250,000)	(1,250,000)	0	0.00%	
Transfer to reserves	6	(41,465,449)	(21,327,193)	(26,743,455)	(5,416,262)	(25.40%)	▼
Amount attributable to financing activities		24,997,556	(164,245)	(5,353,464)	(5,189,219)		
Closing funding surplus / (deficit)	1(c)	338,877	41,947,451	53,937,569	11,990,118		

KEY INFORMATION

▲ Indicates a variance between Year to Date (YTD) Actual and YTD Actual data as per the adopted materiality threshold.

Refer to Note 9 for an explanation of the reasons for the variance.

This statement is to be read in conjunction with the accompanying Financial Statements and Notes.

- Adopt 2024-25 Annual Budget
- Adopt Long Term Financial Plan 2024-25 to 2033-34
- Adopt Corporate Business Plan 2024-25 to 2027-28 and KPI Setting
- FY 25 Service Level Plans and Project Plans
- Workforce Plan 2022-2026 Minor Review.

NATURE OR TYPE DESCRIPTIONS

EVENUE

RATES

Rates levied under the *Local Government Act 1995*. Includes general, differential, specified area rates, minimum rates, interim rates, back rates, ex-gratia rates, less discounts and concessions offered. Exclude administration fees, interest on instalments, interest on arrears, service charges and sewerage rates.

OPERATING GRANTS, SUBSIDIES AND CONTRIBUTIONS

Refers to all amounts received as grants, subsidies and contributions that are not non-operating grants.

NON-OPERATING GRANTS, SUBSIDIES AND CONTRIBUTIONS

Amounts received specifically for the acquisition, construction, new or the upgrading of identifiable non financial assets paid to a local government, irrespective of whether these amounts are received as capital grants, subsidies, contributions or donations.

REVENUE FROM CONTRACTS WITH CUSTOMERS

Revenue from contracts with customers is recognised when the local government satisfies its performance obligations under the contract.

FEES AND CHARGES

Revenues (other than service charges) from the use of facilities and charges made for local government services, sewerage fees, rentals, hire charges, fee for service, photocopying charges, licences, sale of goods or information, fines, penalties and administration fees. Local governments may wish to disclose more detail such as rubbish collection fees, rental of property, fees and penalties, other fees and charges.

SERVICE CHARGES

Service charges imposed under *Division 6 of Part 6 of the Local Government Act 1995*. *Regulation 54 of the Local Government (Financial Management) Regulations 1996* identifies these as television and radio broadcasting, underground electricity and neighbourhood surveillance services. Exclude rubbish removal charges. Interest and other items of a similar nature received from bank and investment accounts, interest on rate instalments, interest on rate arrears and interest on debtors.

INTEREST EARNINGS

Interest and other items of a similar nature received from bank and investment accounts, interest on rate instalments, interest on rate arrears and interest on debtors.

OTHER REVENUE / INCOME

Other revenue, which can not be classified under the above headings, includes dividends, discounts, rebates etc.

LOSS ON ASSET DISPOSAL

Loss of assets received over the net book value for assets on their disposal.

EXPENSES

EMPLOYEE COSTS

All costs associate with the employment of person such as salaries, wages, allowances, benefits such as vehicle and housing, superannuation, employment expenses, removal expenses, relocation expenses, worker's compensation insurance, training costs, conferences, safety expenses, medical examinations, fringe benefit tax, etc.

MATERIALS AND CONTRACTS

All expenditures on materials, supplies and contracts not classified under other headings. These include supply of goods and materials, legal expenses, consultancy, maintenance agreements, communication expenses, advertising expenses, membership, periodicals, publications, hire expenses, rental, leases, postage and freight etc. Local governments may wish to disclose more detail such as contract services, consultancy, information technology, rental or lease expenditures.

UTILITIES (GAS, ELECTRICITY, WATER, ETC.)

Expenditures made to the respective agencies for the provision of power, gas or water. Exclude expenditures incurred for the reinstatement of roadwork on behalf of these agencies.

INSURANCE

All insurance other than worker's compensation and health benefit insurance included as a cost of employment.

LOSS ON ASSET DISPOSAL

Shortfall between the value of assets received over the net book value for assets on their disposal.

DEPRECIATION ON NON-CURRENT ASSETS

Depreciation expense raised on all classes of assets.

INTEREST EXPENSES

Interest and other costs of finance paid, including costs of finance for loan debentures, overdraft accommodation and refinancing expenses.

OTHER EXPENDITURE

Statutory fees, taxes, allowance for impairment of assets, member's fees or State taxes. Donations and subsidies made to community groups.

**STATEMENT OF FINANCIAL ACTIVITY
FOR THE PERIOD ENDED 31 MARCH 2024**

STATUTORY REPORTING BY BUSINESS UNIT

	Ref Note	Amended Budget	YTD Budget (a)	YTD Actual (b)	Var. \$ (b)-(a)	Var. % (b)-(a)/(a)	Var.
		\$	\$	\$	\$	%	
Opening funding surplus / (deficit)	1(c)	9,786,927	9,786,927	9,786,927	(0)	(0.00%)	
Revenue from operating activities							
Office of the CEO		0	0	238	238	0.00%	
Legal and Compliance		1,653	1,240	3,002	1,762	142.10%	
Finance		139,744,539	136,779,845	136,975,986	196,141	0.14%	
Information & Technology		0	0	21,090	21,090	0.00%	
Library & Cultural Services		181,600	70,135	196,420	126,285	180.06%	
Recreation Infrastructure & Services		15,527,060	11,890,379	12,042,918	152,539	1.28%	
Community Development & Services		8,073,499	5,767,351	6,023,804	256,453	4.45%	
Community Safety & Ranger Services		1,560,960	1,063,575	1,296,697	233,122	21.92%	
Development and Compliance		3,268,485	2,586,295	2,666,519	80,224	3.10%	
Planning		203,200	17,500	6,186	(11,314)	(64.65%)	
Sustainability & Environment		737,053	437,148	453,488	16,340	3.74%	
Operations & Maintenance		16,673,119	13,425,547	13,752,582	327,035	2.44%	▲
Projects		1,211,988	(272,509)	(22,721)	249,788	(91.66%)	
Property & Assets		4,042,513	3,165,791	2,404,544	(761,247)	(24.05%)	▼
Advocacy and Engagement		0	0	76	76	0.00%	
Business and Economic Development		351,801	0	887	887	0.00%	
People Culture and Safety		297,000	222,750	265,479	42,729	19.18%	
		191,874,470	175,155,047	176,087,195	932,148		
Expenditure from operating activities							
Executive Support		(4,347,988)	(3,015,402)	(2,562,637)	452,765	15.02%	▲
ivic Services		(677,370)	(457,481)	(325,668)	131,813	28.81%	
Corporate Strategy		(2,361,883)	(1,783,365)	(1,426,157)	357,208	20.03%	▲
Governance, Risk & Compliance		(6,870,186)	(5,527,957)	(5,442,403)	85,554	1.55%	
Finance		(9,780,294)	(7,675,453)	(7,688,306)	(12,853)	(0.17%)	
Information & Technology		(1,032,909)	(755,196)	(645,923)	109,273	14.47%	
Procurement		(7,844,096)	(5,833,857)	(6,017,409)	(183,552)	(3.15%)	
Library & Cultural Services		(18,278,981)	(13,124,953)	(12,252,144)	872,809	6.65%	▲
Recreation Infrastructure & Services		(13,745,566)	(10,059,444)	(8,787,734)	1,271,710	12.64%	▲
Community Development & Services		(7,350,270)	(5,539,424)	(4,953,678)	585,746	10.57%	▲
Community Safety & Ranger Services		(7,212,823)	(5,228,895)	(4,623,664)	605,231	11.57%	▲
Development Assessment & Compliance		(3,608,293)	(2,398,954)	(2,502,024)	(103,070)	(4.30%)	
Planning		(4,885,932)	(3,247,602)	(2,613,213)	634,389	19.53%	▲
Sustainability & Environment		(88,924,669)	(63,725,040)	(64,301,324)	(576,284)	(0.90%)	▼
Operations & Maintenance		(1,267,477)	(876,552)	(692,379)	184,173	21.01%	
Projects		(13,739,432)	(9,894,610)	(8,844,548)	1,050,062	10.61%	▲
Property & Assets		(1,375,903)	(950,688)	(761,632)	189,056	19.89%	
Stakeholder Management		(1,981,689)	(1,486,593)	(1,398,271)	88,322	5.94%	
Communications & Marketing		(1,506,492)	(1,125,126)	(966,116)	159,010	14.13%	
Customer Experience		(1,335,933)	(726,032)	(706,195)	19,837	2.73%	
Business & Economic Development		(5,030,096)	(3,772,881)	(3,030,785)	742,096	19.67%	▲
Internal Recharging		1,404,560	1,207,758	953,223	(254,535)	(21.08%)	
		(201,753,722)	(145,997,747)	(139,588,987)	6,408,760		
Non-cash amounts excluded from operating activities	1(a)	44,706,106	32,341,531	38,653,751	6,312,220	19.52%	▲
Amount attributable to operating activities		34,826,854	61,498,831	75,151,959	13,653,128		
Investing Activities							
Proceeds from non-operating grants, subsidies and contributions		4,827,053	(2,729,189)	(2,869,593)	(140,404)	5.14%	
Proceeds from disposal of assets	3	2,288,908	482,681	411,937	(70,744)	(14.66%)	
Payments for property, plant and equipment and infrastructure	4	(76,388,424)	(26,927,554)	(23,190,200)	3,737,354	13.88%	▲
Amount attributable to investing activities		(69,272,463)	(29,174,062)	(25,647,856)	3,526,206		
Financing Activities							
Transfer from reserves	6	68,963,005	22,412,948	22,639,991	227,043	1.01%	
Repayment of debentures	5	(2,500,000)	(1,250,000)	(1,250,000)	0	0.00%	
Transfer to reserves	6	(41,465,449)	(21,327,193)	(26,743,455)	(5,416,262)	(25.40%)	▼
Amount attributable to financing activities		24,997,556	(164,245)	(5,353,464)	(5,189,219)		
Closing funding surplus / (deficit)	1(c)	338,877	41,947,451	53,937,569			

KEY INFORMATION

▲ ▼ Indicates a variance between Year to Date (YTD) Actual and YTD Actual data as per the adopted materiality threshold. Refer to threshold. Refer to Note 9 for an explanation of the reasons for the variance.

The material variance adopted by Council for the 2023-24 year is \$300,000 or 0.00% whichever is the greater.

This statement is to be read in conjunction with the accompanying Financial Statements and notes.

CITY OF COCKBURN |

MONTHLY FINANCIAL REPORT
FOR THE PERIOD ENDED 31 MARCH 2024

STATEMENT OF FINANCIAL POSITION

	Year to Date 31 March 2024	Last Year Closing 30 June 2023
	\$	\$
Current Assets		
Cash and cash equivalents	3,740,927	13,592,531
Financial assets	191,500,000	183,000,000
Trade and other receivables	27,632,286	16,386,312
Inventories	-25,489	27,313
Total Current Assets	222,847,724	213,006,156
Non-Current Assets		
Trade and other receivables	1,317,616	1,362,704
Other financial assets	69,452,146	38,512,037
Property, plant and equipment	406,644,860	406,497,056
Infrastructure	1,225,793,156	1,236,775,214
Total Non-Current Assets	1,703,207,778	1,683,147,011
Total Assets	1,926,055,502	1,896,153,167
Current Liabilities		
Trade and other payables	11,012,569	20,009,067
Other liabilities	2,495,450	1,211,129
Lease liabilities	112,342	100,625
Borrowings	1,250,000	2,500,000
Employee related provisions	9,378,272	9,313,188
Total Current Liabilities	24,248,633	33,134,009
Non-Current Liabilities		
Other liabilities	21,247,084	16,764,058
Borrowings	5,000,000	5,000,000
Employee related provisions	2,274,299	1,598,227
Other provisions	37,764,565	37,764,565
Total Non-Current Liabilities	66,285,948	61,126,850
Total Liabilities	90,534,581	94,260,859
Net Assets	1,835,520,925	1,801,892,308
Equity		
Retained surplus	638,345,787	608,820,635
Reserve accounts	213,781,780	209,678,314
Valuation surplus	983,393,358	983,393,355
Total Equity	1,835,520,925	1,801,892,308

This statement is to be read in conjunction with the accompanying notes.

**MONTHLY FINANCIAL REPORT
FOR THE PERIOD ENDED 31 MARCH 2024**

BASIS OF PREPARATION

BASIS OF PREPARATION

REPORT PURPOSE

This report is prepared to meet the requirements of *Local Government (Financial Management) Regulations 1996, Regulation 34*. Note: The statements and accompanying notes are prepared based on all transactions recorded at the time of preparation and may vary due to transactions being processed for the reporting period after the date of preparation.

BASIS OF ACCOUNTING

This statement comprises a special purpose financial report which has been prepared in accordance with Australian Accounting Standards (as they apply to local governments and not-for-profit entities) and Interpretations of the Australian Accounting Standards Board, and the *Local Government Act 1995* and accompanying regulations.

The *Local Government (Financial Management) Regulations 1996* take precedence over Australian Accounting Standards. Regulation 16 prohibits a local government from recognising as assets Crown land that is a public thoroughfare, such as and under roads, and land not owned by but under the control or management of the local government, unless it is a golf course, showground, racecourse or recreational facility of State or regional significance. Consequently, some assets, including land under roads acquired on or after 1 July 2008, have not been recognised in this financial report. This is not in accordance with the requirements of *AASB 1051 Land Under Roads paragraph 15* and *AASB 116 Property, Plant and Equipment paragraph 7*.

Accounting policies which have been adopted in the preparation of this financial report have been consistently applied unless stated otherwise. Except for cash flow and rate setting information, the report has been prepared on the accrual basis and is based on historical costs, modified, where applicable, by the measurement at fair value of selected non-current assets, financial assets and liabilities.

PREPARATION TIMING AND REVIEW

Date prepared: All known transactions up to 31 March 2024

SIGNIFICANT ACCOUNTING POLICES

CRITICAL ACCOUNTING ESTIMATES

The preparation of a financial report in conformity with Australian Accounting Standards requires management to make judgements, estimates and assumptions that effect the application of policies and reported amounts of assets and liabilities, income and expenses. The estimates and associated assumptions are based on historical experience and various other factors that are believed to be reasonable under the circumstances; the results of which form the basis of making the judgements about carrying values of assets and liabilities that are not readily apparent from other sources. Actual results may differ from these estimates.

THE LOCAL GOVERNMENT REPORTING ENTITY

All funds through which the City controls resources to carry on its functions have been included in the financial statements forming part of this financial report.
In the process of reporting on the local government as a single unit, all transactions and balances between those funds (for example, loans and transfers between funds) have been eliminated.
All monies held in the Trust Fund are excluded from the financial statements. A separate statement of those monies

GOODS AND SERVICES TAX

Revenues, expenses and assets are recognised net of the amount of GST, except where the amount of GST incurred is not recoverable from the Australian Taxation Office (ATO). Receivables and payables are stated inclusive of GST receivable or payable. The net amount of GST recoverable from, or payable to, the ATO is included with receivables or payables in the statement of financial position. Cash flows are presented on a gross basis. The GST components of cash flows arising from investing or financing activities which are recoverable from, or payable to, the ATO are presented as operating cash flows.

ROUNDING OFF FIGURES

All figures shown in this statement are rounded to the nearest dollar.

**NOTES TO THE STATEMENT OF FINANCIAL ACTIVITY
FOR THE PERIOD ENDED 31 MARCH 2024**

**NOTE 1
STATEMENT OF FINANCIAL ACTIVITY INFORMATION**

(a) Non-cash items excluded from operating activities

The following non-cash revenue and expenditure has been excluded from operating activities within the Statement of Financial Activity in accordance with Financial Management Regulation 32.

	Notes	Amended Budget	YTD Budget (a)	YTD Actual (b)
Non-cash and non-current items excluded from operating activities				
		\$	\$	\$
Adjustments to operating activities				
Less: (Profit)/loss on asset disposals	3	(1,281,988)	0	985,958
Less: Movement in liabilities associated with restricted cash		1,351,109	0	4,308,358
Less: Financial assets at fair value through profit and loss		(7,372)	0	11,717
Less: Movement in other liabilities (non-current)		0	0	45,088
Movement in employee benefit provisions (non-current)		0	0	676,072
Add: Depreciation on assets		44,644,357	32,341,531	32,626,558
Total non-cash items excluded from operating activities		44,706,106	32,341,531	38,653,751

(b) Adjustments to net current assets in the Statement of Financial Activity

The following current assets and liabilities have been excluded from the net current assets used in the Statement of Financial Activity in accordance with *Financial Management Regulation* 32 to agree to the surplus/(deficit) after imposition of general rates.

		Last Year Closing 30 June 2023	This Time Last Year 31 March 2023	Year to Date 31 March 2024
Adjustments to net current assets				
Less: Reserves - restricted cash	6	(209,678,316)	(179,907,475)	(213,781,779)
Less: Bonds & deposits		(3,840,400)	(3,819,287)	(4,393,112)
Add: Borrowings	5	2,500,000	1,552,149	1,250,000
Add: Lease liabilities		100,625	106,676	112,342
Add: Financial assets at amortised cost - non-current	2	38,349,058	35,860,774	69,289,167
Total adjustments to net current assets		(172,569,033)	(146,207,163)	(147,523,382)
Cash and cash equivalents	2	13,592,531	14,087,240	3,740,927
Financial assets at amortised cost	2	183,000,000	201,500,000	191,500,000
Rates receivables		1,923,204	9,741,512	11,052,766
Receivables		8,823,405	8,029,298	12,573,339
Other current assets		5,667,016	4,332,486	3,980,692
Less: Current liabilities				
Payables		(17,525,249)	(9,041,995)	(8,150,707)
Borrowings	5	(2,500,000)	(1,552,149)	(1,250,000)
Contract liabilities	7	(1,211,129)	(2,585,860)	(2,495,450)
Lease liabilities		(100,625)	(106,676)	(112,342)
Provisions	7	(9,313,188)	(8,680,849)	(9,378,272)
Less: Total adjustments to net current assets	1(b)	(172,569,033)	(146,207,163)	(147,523,384)
Closing funding surplus / (deficit)		9,786,927	69,515,836	53,937,569

CURRENT AND NON-CURRENT CLASSIFICATION

In the determination of whether an asset or liability is current or non-current, consideration is given to the time when each asset or liability is expected to be settled. Unless otherwise stated assets or liabilities are classified as current if expected to be settled within the next 12 months, being the Council's operational cycle.

NOTES TO THE STATEMENT OF FINANCIAL ACTIVITY
FOR THE PERIOD ENDED 31 MARCH 2024

OPERATING ACTIVITIES
NOTE 2
CASH AND FINANCIAL ASSETS

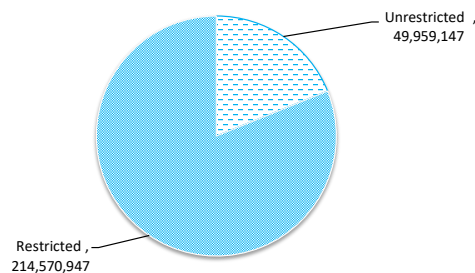
Description	Classification	Unrestricted	Restricted	Total Cash	Institution
		\$	\$	\$	
Cash on hand					
Cash at bank	Cash and cash equivalents	250,929	0	250,929	NATIONAL AUSTRALIA BANK
Cash on hand	Cash and cash equivalents	100,484	0	100,484	
Term deposits - current	Cash and cash equivalents	3,389,514	0	3,389,514	NATIONAL AUSTRALIA BANK
Term deposits - current	Financial assets at amortised cost	0	8,000,000	8,000,000	BANK OF QUEENSLAND
Term deposits - current	Financial assets at amortised cost	46,218,220	22,781,780	69,000,000	COMMONWEALTH BANK
Term deposits - current	Financial assets at amortised cost	0	14,000,000	14,000,000	ING BANK
Term deposits - current	Financial assets at amortised cost	0	7,500,000	7,500,000	AUSWIDE BANK
Term deposits - current	Financial assets at amortised cost	0	9,000,000	9,000,000	WESTPAC
Term deposits - current	Financial assets at amortised cost	0	13,000,000	13,000,000	NATIONAL AUSTRALIA BANK
Term deposits - current	Financial assets at amortised cost	0	25,500,000	25,500,000	SUNCORP
Term deposits - current	Financial assets at amortised cost	0	27,000,000	27,000,000	CREDIT UNION AUSTRALIA
Term deposits - current	Financial assets at amortised cost	0	13,000,000	13,000,000	AMP
Term deposits - current	Financial assets at amortised cost	0	5,500,000	5,500,000	HERITAGE
Other investment - non current	Financial assets at amortised cost	0	789,167	789,167	BARCLAYS BANK
Other investment - non current	Financial assets at amortised cost	0	16,000,000	16,000,000	BANK OF QUEENSLAND
Other investment - non current	Financial assets at amortised cost	0	10,000,000	10,000,000	DEFENCE BANK
Other investment - non current	Financial assets at amortised cost	0	1,500,000	1,500,000	AMP
Other investment - non current	Financial assets at amortised cost	0	41,000,000	41,000,000	ING BANK
Total		49,959,147	214,570,947	264,530,094	
Comprising		Unrestricted	Restricted	Total Cash	
		\$	\$	\$	
Cash and cash equivalents		3,740,927	0	3,740,927	
Financial assets at amortised cost		46,218,220	214,570,947	260,789,167	
		49,959,147	214,570,947	264,530,094	

KEY INFORMATION

Cash and cash equivalents include cash on hand, cash at bank, deposits available on demand with banks and other short term highly liquid investments highly liquid investments with original maturities of three months or less that are readily convertible to known amounts of cash and which are subject to an insignificant risk of changes in value and bank overdrafts. Bank overdrafts are reported as short term borrowings in current liabilities in the statement of net current assets.

The local government classifies financial assets at amortised cost if both of the following criteria are met:
the asset is held within a business model whose objective is to collect the contractual cashflows, and
the contractual terms give rise to cash flows that are solely payments of principal and interest.

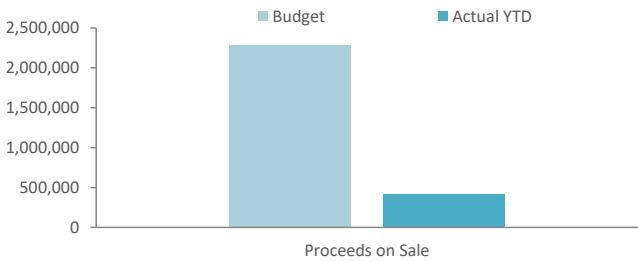
Financial assets at amortised cost held with registered financial institutions are listed in this note other financial assets at amortised cost are provided in Note 4 - Other assets.



NOTES TO THE STATEMENT OF FINANCIAL ACTIVITY
FOR THE PERIOD ENDED 31 MARCH 2024

OPERATING ACTIVITIES
NOTE 3
DISPOSAL OF ASSETS

Asset Ref.	Asset description	Budget				YTD Actual			
		Net Book Value	Proceeds	Profit	(Loss)	Net Book Value	Proceeds	Profit	(Loss)
		\$	\$	\$	\$	\$	\$	\$	\$
	Buildings			0	0	960,916	0	0	(960,916)
	Plant and Machinery	1,006,920	2,288,908	1,281,988	0	436,979	411,937	0	(25,042)
		1,006,920	2,288,908	1,281,988	0	1,397,894	411,937	0	(985,958)



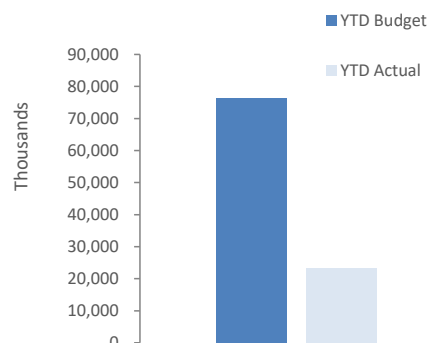
**NOTES TO THE STATEMENT OF FINANCIAL ACTIVITY
FOR THE PERIOD ENDED 31 MARCH 2024**

**INVESTING ACTIVITIES
NOTE 4
CAPITAL ACQUISITIONS**

Capital acquisitions	Amended		YTD Actual	YTD Actual Variance
	Budget	YTD Budget		
	\$	\$	\$	\$
Buildings	19,714,139	6,393,533	5,168,012	(1,225,521)
Furniture and equipment	1,085,000	262,500	227,661	(34,839)
Fleet and equipment	15,092,811	3,134,121	2,541,814	(592,307)
Information technology	4,801,803	1,318,167	976,931	(341,236)
Infrastructure - roads	10,069,797	5,791,656	5,403,786	(387,870)
Infrastructure - drainage	6,556,569	1,155,122	1,010,433	(144,689)
Infrastructure - footpath	2,122,392	1,380,107	1,147,839	(232,268)
Infrastructure - parks hard	7,097,874	3,872,042	3,349,112	(522,930)
Infrastructure - parks landscaping	1,257,799	839,920	813,759	(26,161)
Infrastructure - landfill site	5,087,265	2,024,343	1,972,160	(52,183)
Infrastructure - marina	1,452,102	436,765	393,579	(43,186)
Infrastructure - coastal	2,050,873	319,278	185,114	(134,164)
Payments for Capital Acquisitions	76,388,424	26,927,554	23,190,200	(3,737,354)
Total Capital Acquisitions	76,388,424	26,927,554	23,190,200	(3,737,354)
Capital Acquisitions Funded By:				
	\$	\$	\$	\$
Capital grants and contributions	(4,827,053)	2,729,189	2,869,593	140,404
Other (disposals & C/Fwd)	(2,288,908)	(482,681)	(411,937)	70,744
Cash backed reserves				
Plant & Vehicle Replacement	(10,678,229)	(1,880,978)	(1,724,060)	156,918
Information Technology	(205,000)	0	(2,940)	(2,940)
Waste & Recycling	(5,302,890)	(1,363,020)	(2,315,864)	(952,845)
Land Development and Investment Fund	(1,036,373)	(468,213)	(414,959)	53,254
Roads & Drainage Infrastructure	(3,505,483)	(192,760)	(194,004)	(1,245)
Community Infrastructure	(8,619,056)	(451,207)	(426,406)	24,801
Port Coogee Special Maintenance - SAR	(280,000)	(38,446)	(80,944)	(42,498)
Community Surveillance	(722,889)	(50,250)	(268)	49,982
Waste Collection	(879,704)	(379,704)	0	379,704
CIHCF Building Maintenance	(300,000)	(29,780)	(52,195)	(22,415)
Cockburn ARC Building Maintenance	(1,265,000)	(283,108)	(379,736)	(96,627)
Carry Forward Projects	(14,740,599)	(6,454,596)	(5,955,273)	499,323
Port Coogee Marina Assets Replacement	(578,470)	(137,788)	(137,788)	0
Port Coogee Waterways - WEMP	(344,600)	0	0	0
Contribution - operations	(20,405,298)	(17,365,340)	(13,963,419)	3,401,921
Capital funding total	(76,388,424)	(26,927,554)	(23,190,200)	3,737,354

SIGNIFICANT ACCOUNTING POLICIES

Assets are initially recognised at cost. Cost is determined as the fair value of the assets given as consideration plus costs incidental to the acquisition. For assets acquired at no cost or for nominal consideration, cost is determined as fair value at the date of acquisition. The cost of non-current assets constructed by the local government includes the cost of all materials used in the construction, direct labour on the project and an appropriate proportion of variable and fixed overhead. Certain asset classes may be revalued on a regular basis such that the carrying values are not materially different from fair value. Assets carried at fair value are to be revalued with sufficient regularity to ensure the carrying amount does not differ materially from that determined using fair value at reporting date.



NOTES TO THE STATEMENT OF FINANCIAL ACTIVITY
FOR THE PERIOD ENDED 31 MARCH 2024

FINANCING ACTIVITIES
NOTE 5
BORROWINGS

Repayments - borrowings

Information on borrowings		New Loans			Principal Repayments		Principal Outstanding		Interest Repayments	
Particulars	Loan No.	1 July 2023	Actual	Budget	Actual	Budget	Actual	Budget	Actual	Budget
		\$	\$	\$	\$	\$	\$	\$	\$	\$
Recreation and culture										
to assist fund the Cockburn Central West	8	7,500,000	0	0	1,250,000	2,500,000	6,250,000	5,000,000	137,346	350,000
Development										
Forward Balance		7,500,000	0	0	1,250,000	2,500,000	6,250,000	5,000,000	137,346	350,000
Total		7,500,000	0	0	1,250,000	2,500,000	6,250,000	5,000,000	137,346	350,000
Current borrowings		3,226,983					1,250,000			
Non-current borrowings		4,273,017					5,000,000			
		7,500,000					6,250,000			

All debenture repayments were financed by general purpose revenue.

KEY INFORMATION

All loans and borrowings are initially recognised at the fair value of the consideration received less directly attributable transaction costs. After initial recognition, interest-bearing loans and borrowings are subsequently measured at amortised cost using the effective interest method. Fees paid on the establishment of loan facilities that are yield related are included as part of the carrying amount of the loans and borrowings.



**NOTES TO THE STATEMENT OF FINANCIAL ACTIVITY
FOR THE PERIOD ENDED 31 MARCH 2024**

**OPERATING ACTIVITIES
NOTE
CASH RESERVE**

Reserve name	Opening Balance	Budget Interest Earned	Actual Interest Earned	Budget Transfers In (+)	Actual Transfers In (+)	Budget Transfers Out (-)	Actual Transfers Out (-)	Budget Closing Balance	Actual YTD Closing Balance
	\$	\$	\$	\$	\$	\$	\$	\$	\$
Council Funded									
Aff Payments & Entitlements	1,762,036	0	0	0	0	(41,475)	0	1,720,561	1,762,036
Ant & Vehicle Replacement	12,489,426	0	0	3,085,500	3,083,419	(10,678,229)	(1,724,060)	4,896,697	13,848,786
Formation Technology	3,147,908	0	0	1,500,000	1,500,000	(205,000)	(2,940)	4,442,908	4,644,968
Major Building Refurbishment	20,348,071	0	0	1,500,000	1,500,000	0	0	21,848,071	21,848,071
Waste & Recycling	17,965,167	0	0	6,652,238	0	(5,482,890)	(2,315,875)	19,134,515	15,649,292
Land Development and Investment Fund	4,041,642	0	0	1,584,000	0	(3,902,042)	(2,799,430)	1,723,601	1,242,211
Roads & Drainage Infrastructure	16,796,728	0	0	3,061,211	3,061,211	(7,600,139)	(1,815,987)	12,257,800	18,041,958
Recreational Base Shacks	1,291,186	0	0	150,000	0	0	0	1,441,186	1,291,186
Community Infrastructure	39,902,481	0	0	0	0	(8,708,525)	(444,889)	31,193,957	39,457,596
Insurance	2,109,607	0	0	0	0	0	(67,986)	2,109,607	2,041,621
Greenhouse Action Fund	1,108,938	0	0	200,000	200,000	0	0	1,308,938	1,308,938
MRP Post Closure Management & Contamination	4,871,959	0	0	3,932,535	0	(360,000)	(23,319)	8,444,494	4,848,644
Municipal Elections	301,420	0	0	150,000	150,000	(300,000)	0	151,420	451,420
Community Surveillance	936,514	0	0	300,000	300,000	(1,156,533)	(134,567)	79,981	1,101,944
Waste Collection	9,920,005	0	0	1,258,368	0	(1,209,974)	(49,617)	9,968,399	9,870,386
Environmental Offset	248,759	0	0	0	0	0	0	248,759	248,759
Marine Lake Management Plan	15,267	0	0	0	0	0	0	15,267	15,267
HCF Building Maintenance	12,119,211	0	0	1,000,000	606,189	(335,000)	(52,195)	12,784,211	12,673,200
Blackburn ARC Building Maintenance	8,175,048	0	0	1,500,000	1,500,000	(1,265,000)	(379,736)	8,410,048	9,295,311
Priority Forward Projects	15,701,407	0	0	8,759,609	8,759,609	(16,291,975)	(6,486,063)	8,169,041	17,974,955
Port Coogee Marina Assets Replacement	2,298,541	0	0	300,000	0	(578,470)	(137,788)	2,020,071	2,160,759
Port Coogee Beach Foreshore Management	118,334	0	14,424	1,000,000	673,480	0	0	1,118,334	806,234
Total Council Funded Reserve	175,669,657	0	14,424	35,933,461	21,333,909	(58,115,251)	(16,434,450)	153,487,867	180,583,533
Restricted Funded									
Severely Damaged and Disabled Asset Replacement	476,874	0	12,667	0	0	(330,000)	0	146,874	489,541

NOTES TO THE STATEMENT OF FINANCIAL ACTIVITY
FOR THE PERIOD ENDED 31 MARCH 2024

OPERATING ACTIVITIES
NOTE
CASH RESERVE

Reserve name	Opening Balance	Budget Interest Earned	Actual Interest Earned	Budget Transfers In (+)	Actual Transfers In (+)	Budget Transfers Out (-)	Actual Transfers Out (-)	Budget Closing Balance	Actual YTD Closing Balance
	\$	\$	\$	\$	\$	\$	\$	\$	\$
Welfare Projects Employee Entitlements	858,114	0	13,004	0	0	(20,629)	0	837,485	871,111
Port Coogee Special Maintenance - SAR	2,119,576	0	61,622	430,000	427,964	(531,681)	(314,622)	2,017,895	2,294,541
Port Coogee Waterways - SAR	307,267	0	12,080	110,500	112,342	0	0	417,767	431,688
Family Day Care Accumulation Fund	(0)	0	33	0	0	0	0	(0)	33
Seaview Base Shack Removal	881,216	0	23,406	50,000	0	(20,000)	(1,295)	911,216	903,321
Restricted Grants & Contributions	7,448,742	0	0	0	0	(6,033,617)	(5,831,608)	1,415,126	1,617,133
Public Open Space - Various	5,172,673	0	134,383	114,000	192,872	0	0	5,286,673	5,499,922
Port Coogee Waterways - WEMP	1,042,500	0	28,823	0	0	(473,626)	(45,783)	568,874	1,025,541
Rockburn Coast SAR	124,974	0	4,389	60,500	63,179	(22,323)	(12,233)	163,151	180,300
Total Restricted Funded Reserve	18,431,937	0	290,407	765,000	796,357	(7,431,875)	(6,205,541)	11,765,061	13,313,166
Developer Contribution Plans									
Community Infrastructure (DCA 13)	924,399	0	73,791	3,000,000	2,641,109	(2,962,102)	0	962,297	3,639,299
Developer Contribution Plans - Various	14,652,324	0	364,965	1,766,988	1,228,494	(453,777)	0	15,965,535	16,245,781
Total Developer Contribution Reserve	15,576,723	0	438,755	4,766,988	3,869,603	(3,415,879)	0	16,927,832	19,885,080
Total Cash Reserve	209,678,316	0	743,586	41,465,449	25,999,869	(68,963,005)	(22,639,991)	182,180,760	213,781,777



**NOTES TO THE STATEMENT OF FINANCIAL ACTIVITY
FOR THE PERIOD ENDED 31 MARCH 2024**

**OPERATING ACTIVITIES
NOTE 7
OTHER CURRENT LIABILITIES**

	Note	Opening Balance 1 July 2023	Liability Increase	Liability Reduction	Closing Balance 31 March 2024
Other current liabilities		\$	\$	\$	\$
Contract liabilities					
Unspent grants, contributions and reimbursements - non-operating		1,211,129	2,580,916	(1,296,596)	2,495,450
Total unspent grants, contributions and reimbursements		1,211,129	2,580,916	(1,296,596)	2,495,450
Provisions					
Annual leave		4,643,393	42,581,737	(42,516,652)	4,708,477
Long service leave		4,669,795	0	0	4,669,795
Total Provisions		9,313,188	42,581,737	(42,516,652)	9,378,272
Total other current liabilities		10,524,317	45,162,653	(43,813,248)	11,873,722
Amounts shown above include GST (where applicable)					

KEY INFORMATION

Provisions

Provisions are recognised when the City has a present legal or constructive obligation, as a result of past events, for which it is probable that an outflow of economic benefits will result and that outflow can be reliably measured.

Provisions are measured using the best estimate of the amounts required to settle the obligation at the end of the reporting period.

Employee benefits

Short-term employee benefits

Provision is made for the City's obligations for short-term employee benefits. Short-term employee benefits are benefits (other than termination benefits) that are expected to be settled wholly before 12 months after the end of the annual reporting period in which the employees render the related service, including wages, salaries and sick leave. Short-term employee benefits are measured at the (undiscounted) amounts expected to be paid when the obligation is settled.

The City's obligations for short-term employee benefits such as wages, salaries and sick leave are recognised as a part of current trade and other payables in the calculation of net current assets.

Other long-term employee benefits

The City's obligations for employees' annual leave and long service leave entitlements are recognised as provisions in the statement of financial position.

Long-term employee benefits are measured at the present value of the expected future payments to be made to employees. Expected future payments incorporate anticipated future wage and salary levels, durations of service and employee departures and are discounted at rates determined by reference to market yields at the end of the reporting period on government bonds that have maturity dates that approximate the terms of the obligations. Any remeasurements for changes in assumptions of obligations for other long-term employee benefits are recognised in profit or loss in the periods in which the changes occur. The City's obligations for long-term employee benefits are presented as non-current provisions in its statement of financial position, except where the City does not have an unconditional right to defer settlement for at least 12 months after the end of the reporting period, in which case the obligations are presented as current provisions.

Contract liabilities

An entity's obligation to transfer goods or services to a customer for which the entity has received consideration (or the amount is due) from the customer. Grants to acquire or construct recognisable non-financial assets to identified specifications be constructed to be controlled by the City are recognised as a liability until such time as the City satisfies its obligations under the agreement.

NOTES TO THE STATEMENT OF FINANCIAL ACTIVITY
FOR THE PERIOD ENDED 31 MARCH 2024

NOTE 8
BUDGET AMENDMENTS

Amendments to original budget since budget adoption. Surplus/(Deficit)							
Project/ Activity	Description	Council Resolution	Classification	Non Cash Adjustment	Increase in Available Cash	Decrease in Available Cash	Amended Budget Running Balance
				\$	\$	\$	\$
Budget adoption							
Various	Expenditure Review Committee July 2023	OCM 10/08/2023				(106,226)	262,844
OP4111	Coogee Golf Complex flora and fauna study	OCM 10/08/2023				(125,000)	156,618
CW7768	Increase expenditure to purchase landfill compactor	OCM 14/09/2023	Capital Expenses			(195,000)	31,618
							(163,382)
CW7768	Increase funding from reserve to purchase landfill compactor	OCM 14/09/2023	Transfer from Reserve		195,000		31,618
Various	Expenditure Review Committee September 2023	OCM 05/10/2023			417,092		448,710
	Increase funding from Carry Forward Reserve to fund						
CW4712	Cockburn BMX project at Malabar Park	OCM 10/08/2023	Transfer from Reserve		3,000,000		3,448,710
	Increase external funding from CSRFF to fund Cockburn BMX						
CW4712	project at Malabar Park	OCM 10/08/2023	Capital Revenue		100,000		3,548,710
	Increase funding from Contaminated Sites & HWRP Reserve						
CW4712	to fund Cockburn BMX project at Malabar Park	OCM 10/08/2023	Transfer from Reserve		300,000		3,848,710
CW4712	Increase funding from Community Infrastructure Reserve to fu	OCM 10/08/2023	Transfer from Reserve		1,900,000		5,748,710
	Increase expenditure to construct Cockburn BMX at Malabar						
CW4712	Park	OCM 10/08/2023	Capital Expenses			(5,300,000)	448,710
OP4051	Increase Expense Resident CCTV Rebate Program	OCM 14/12/2023	Operating Expenses			(50,000)	398,710
	Increase Funding from Reserve for Resident CCTV Rebate						
OP4051	Program	OCM 14/12/2023	Transfer from Reserve		50,000		448,710
Various	Expenditure Review Committee November 2023	OCM 14/12/2023	Operating Expenses			(89,244)	359,466
CW6351	Increase expense Stratton Street Upgrade	OCM 12/03/2024	Capital Expenses			(891,478)	(532,012)
CW6351	Increase funding from reserve	OCM 12/03/2024	Transfer from Reserve		891,478		359,466
CW7756	Increase price of sideloader	OCM 12/03/2024	Capital Expenses			(30,758)	328,708
CW7756	Increase funding from reserve	OCM 12/03/2024	Transfer from Reserve		30,758		359,466
CW7769	Increase price of sideloader	OCM 12/03/2024	Capital Expenses			(30,758)	328,708
CW7769	Increase funding from reserve	OCM 12/03/2024	Transfer from Reserve		30,758		359,466
CW7783	Increase price of sideloader	OCM 12/03/2024	Capital Expenses			(30,758)	328,708
CW7783	Increase funding from reserve	OCM 12/03/2024	Transfer from Reserve		30,758		359,466
CW1715	Close CW1715 and consolidate with CW6459	OCM 14/05/2024	Capital Revenue		130,000		489,466
CW1715	Close CW1715 and consolidate with CW6459	OCM 14/05/2024	Transfer to Reserve			(130,000)	359,466
CW6459	Close CW1715 and consolidate with CW6459	OCM 14/05/2024	Capital Expenses			(130,000)	229,466
CW6459	Close CW1715 and consolidate with CW6459	OCM 14/05/2024	Transfer from Reserve		130,000		359,466
CW1714	Close CW1714 and consolidate with CW1687	OCM 14/05/2024	Capital Revenue		151,053		510,519
CW1714	Close CW1714 and consolidate with CW1687	OCM 14/05/2024	Transfer to Reserve			(151,053)	359,466
CW1687	Close CW1714 and consolidate with CW1687	OCM 14/05/2024	Capital Expenses			(151,053)	208,413
CW1687	Close CW1714 and consolidate with CW1687	OCM 14/05/2024	Transfer from Reserve		151,053		359,466
CW1714	Close CW1835 and consolidate with CW6387	OCM 14/05/2024	Capital Revenue		12,826		372,292
CW1714	Close CW1835 and consolidate with CW6387	OCM 14/05/2024	Transfer to Reserve			(12,826)	359,466
CW1687	Close CW1835 and consolidate with CW6387	OCM 14/05/2024	Capital Expenses			(12,826)	346,640
CW1687	Close CW1835 and consolidate with CW6387	OCM 14/05/2024	Transfer from Reserve		12,826		359,466
CW7782	Transfer to CW7782 from CW7783	OCM 14/05/2024	Capital Expenses		40,000		399,466
CW7782	Transfer to CW7782 from CW7783	OCM 14/05/2024	Transfer from Reserve			(40,000)	359,466
CW7783	Transfer to CW7782 from CW7783	OCM 14/05/2024	Capital Revenue			(40,000)	319,466
CW7783	Transfer to CW7782 from CW7783	OCM 14/05/2024	Transfer to Reserve		40,000		359,466
CW6542	Leachate Pond Design expense increase	SCM 19/03/2024	Capital Expenses			(80,000)	279,466
CW6542	Increase funding from reserve	SCM 19/03/2024	Transfer from Reserve		80,000		359,466
CW6543	Transfer Station Relocation	SCM 19/03/2024	Capital Expenses			(500,000)	(140,534)
CW6543	Increase funding from reserve	SCM 19/03/2024	Transfer from Reserve		500,000		359,466
CW5004	EP Act License Document Preparation	SCM 19/03/2024	Capital Expenses			(100,000)	259,466
CW5004	Increase funding from reserve	SCM 19/03/2024	Transfer from Reserve		100,000		359,466
Various	Expenditure Review Committee March 2024	OCM 09/04/2024				(20,590)	338,877
				0	8,293,602	(8,217,570)	

**NOTES TO THE STATEMENT OF FINANCIAL ACTIVITY
FOR THE PERIOD ENDED 31 MARCH 2024**

**NOTE 9
EXPLANATION OF MATERIAL VARIANCES**

The material variance thresholds are adopted annually by Council as an indicator of whether the actual expenditure or revenue varies from the year to date Actual materially.

The material variance adopted by Council for the 2023-24 year is \$300,000 or 0.00% whichever is the greater.

Reporting Program	Var. \$	Var. %	Timing/ Permanent	Explanation of Variance
Revenue from operating activities				
Operations & Maintenance	327,035	2.44%	▲ Timing	Revenue brought forward
Property & Assets	(761,247)	(24.05%)	▼ Timing	Revenue delayed
Expenditure from operating activities				
Executive Support	452,765	15.02%	▲ Timing	Expenditure delayed
Corporate Strategy	357,208	20.03%	▲ Timing	Expenditure delayed
Library & Cultural Services	872,809	6.65%	▲ Timing	Expenditure delayed
Recreation Infrastructure & Services	1,271,710	12.64%	▲ Timing	Expenditure delayed
Community Development & Services	585,746	10.57%	▲ Timing	Expenditure delayed
Community Safety & Ranger Services	605,231	11.57%	▲ Timing	Expenditure delayed
Planning	634,389	19.53%	▲ Timing	Expenditure delayed
Sustainability & Environment	(576,284)	(0.90%)	▼ Timing	Expenditure brought forward
Projects	1,050,062	10.61%	▲ Timing	Expenditure delayed
Business & Economic Development	742,096	19.67%	▲ Timing	Expenditure delayed
Investing activities				
Payments for property, plant and equipment and infrastructure	3,737,354	13.88%	▲ Timing	Expenditure delayed
Financing activities				
Transfer to reserves	(5,416,262)	(25.40%)	▼ Timing	Expenditure brought forward

14.2.2 (2024/MINUTE NO 0083) Payments Made from Municipal Fund and Local Procurement Summary - March 2024

Executive	A/Director Corporate and System Services
Author	A/Head of Finance
Attachments	<ol style="list-style-type: none">1. Payment Listing March 2024 ↓2. Purchase Cards Transactions Report March 2024 ↓3. BP Fuel Card March 2024 ↓4. Credit Card Transactions Report February 2024 ↓

Council Decision

MOVED Cr T Widenbar SECONDED Cr T Dewan
That Council:

- (1) RECEIVES the list of payments from the Municipal Fund during the month of March 2024, as attached to the Agenda; and
- (2) RECEIVES the list of transactions made from purchase cards during the month of March 2024, as attached to the Agenda.

CARRIED 10/0

Background

Council has delegated its power to make payments from the Municipal or Trust Fund to the Chief Executive Officer and other sub-delegates under Delegated Authority 'Local Government Act 1995 - Payment from Municipal and Trust Funds'.

Regulation 13 (1) of the Local Government (Financial Management) Regulations 1996 requires a list of accounts paid under this delegation to be prepared and presented to Council each month.

A new Regulation 13A under the Local Government (Financial Management) Regulations has come into effect on 1 September 2023, requiring a list of payments to be prepared and presented to Council each month for those made by employees using credit, debit, or other purchasing cards.

It should be noted the City has already been reporting in this format since July 2022, following a Council decision at that time to introduce detailed credit card expenditure reporting.

Submission

N/A



Report

Payments made under delegation during the month of March totalled \$21.11 million, and a listing of these is attached to the agenda for review by Council.

These comprise:

- EFT payments (suppliers, sundry creditors) - \$17.17 million (924 payments)
- Cancelled EFT payments - \$613
- Payroll payments - \$3.81 million (2 fortnights)
- Corporate credit cards – total of \$112k (73 cards used)
- Bank transactional fees (BPay and merchant fees) - \$11,969.

The City has several payment runs each month to ensure its trade suppliers are paid on a timely basis, particularly local and small businesses.

Also attached is the monthly credit card payments report, showing February transactions (paid in March) grouped by cardholder position. There were 5 transactions made on the CEO's credit card for \$752.18.

The following table summarises all purchases made by corporate credit cards for the month of February (settled in March), representing 0.60% of the City's monthly expenditure spend:

Description	Amount	Major items
Advertising	8,750.54	Facebook and Google advertisements
Application, Licence, Registration Fees	2,276.50	Planning application, Wester Power design fees
Bank and Other Fees	1,432.19	Bank fees
Conferences and Seminars	4,623.82	UDIA Aboriginal Heritage Legislation, NGA registration
Disputed Transaction	-891.57	Refunded transactions
Equipment Purchases	7,143.89	Chambers scoreboard, stationery
Events and Functions	13,729.76	Seniors' Centre outings
Hire of Equipment and Facilities	1,118.41	SPACETOCO hire
Meeting/Workshop	2,338.25	Stakeholder meetings
Catering		
Motor Vehicle Expenses	3,388.68	Windscreen replacement, EV servicing
Office Supplies	3,551.38	Library cabinet, stationery
Parking Expenses	233.68	Parking
Professional Services	3,224.98	Ambulance for staff member, pamphlets delivery
Program Costs	2,737.06	Neighbourhood Networking, community eats supplies
Subscriptions and Memberships	5,882.54	Library subscriptions, SMS subscription
Supplies and Materials Purchases	26,970.12	Library books, gloves for waste drivers, safety boots, printed mesh
Training & Professional	17,427.24	ICAM training, Mental Health Workshop,

Description	Amount	Major items
Development		presiding members training
Travel and Accommodation	7,573.10	NGA conference, UDIA conference
Grand Total	111,510.57	

The Department of Local Government, Sport and Cultural Industries has provided guidance on the types of purchase cards to be included in monthly reporting to Council, being those using an approved line of credit. These include the following:

- business or corporate credit cards
- debit cards
- store cards
- fuel cards
- taxi cards.

The City has reviewed its purchase cards held across the City and identified the following usage for March 2024:

- Woolworths Group – 6 cards totalling \$3,301
- Bunnings PowerPass - 16 cards totalling \$7,458
- BP Plus fuel card – 91 cards totalling \$31,966.

Local Procurement

Monthly statistics on local and regional procurement spend are summarised below, showing the spend amounts and percentages against total spend:

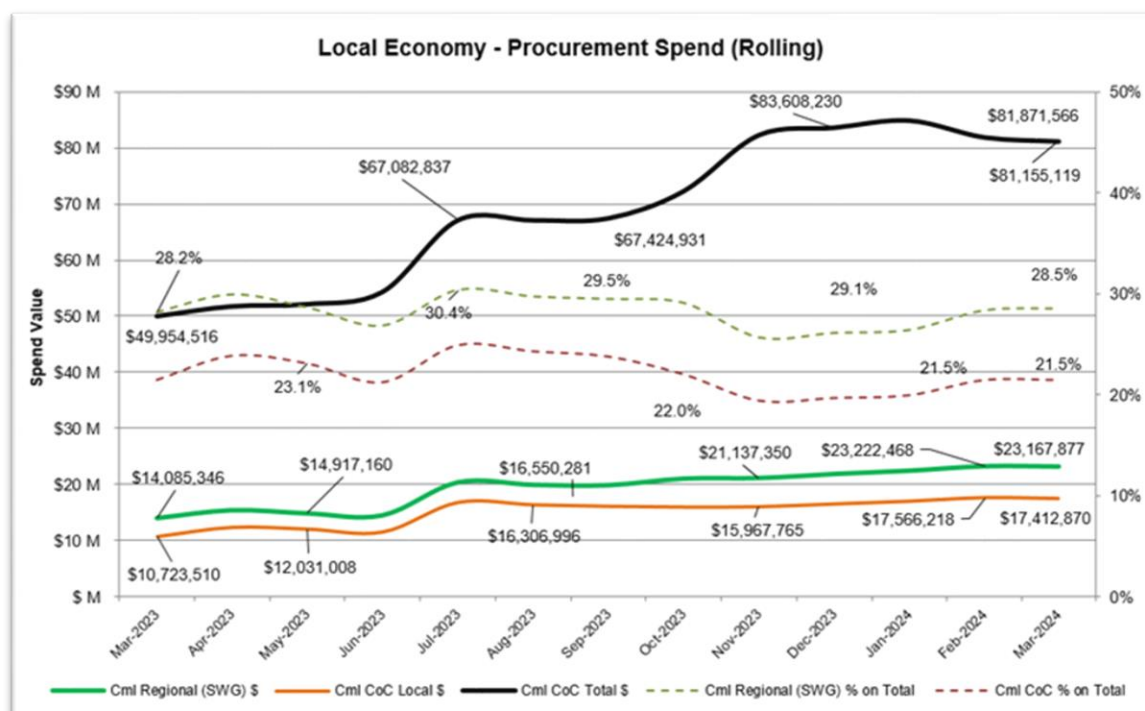
Procurement Report - Local Buy Summary & Trends					March	2024
Monthly Statistics	Local/Regional Spend	\$920,932	CoC Local \$	16.3%	Local/Regional \$	23.9%
	CoC Local Spend	\$627,810	CoC Local %	31.3%	Local/Regional %	38.2%
Aboriginal Engagement	Suppliers used YTD	16	Orders raised	69	Committed spend YTD	\$109,784

In March, local spending within Cockburn made up 16.3 percent of the City’s monthly spend, comprising 31.3 percent of all procurement transactions made for the month.

Within the Perth South West Metropolitan Alliance (PSWMA) region, this increased to 23.9 percent of monthly spend from 38.2 percent of transactions.



The following one year rolling chart to March 2024 tracks the City's procurement spend with businesses located within Cockburn and the PSWMA.



The 12-month rolling local Cockburn spend was \$17.41 million, representing 21.5 percent of the City's total spend, with \$23.17 million or 28.5 percent of total spend within the PSWMA.

These results track the City's performance in achieving Council's "local and regional economy" and the "social" principle contained within its Procurement Policy (i.e. a buy local procurement preference).

Social Procurement

To the end of March, the City had engaged sixteen (16) aboriginal businesses, with a total YTD spend of \$109,784 (11 businesses and \$94,077 in February).

Strategic Plans/Policy Implications

Local Economy

A sustainable and diverse local economy that attracts increased investment and provides local employment.

- Thriving local commercial centres, local businesses and tourism industry.

Listening & Leading

A community focused, sustainable, accountable and progressive organisation.

- Best practice Governance, partnerships and value for money.
- High quality and effective community engagement and customer service experiences.

Budget/Financial Implications

All payments made have been provided for within the City's Annual Budget, as adopted and amended by Council.

Legal Implications

This item ensures compliance with s6.10(d) of the Local Government Act 1995 and Regulations 12, 13, and 13A of the *Local Government (Financial Management) Regulations 1996*.

Community Consultation

N/A

Risk Management Implications

Council is receiving the list of payments already made by the City under delegation in meeting its contractual obligations.

This is a statutory requirement and allows Council to review and clarify any payment that has been made.

Advice to Proponent(s)/Submitters

N/A

Implications of Section 3.18(3) *Local Government Act 1995*

Nil



MARCH 2024 PAYMENT LISTING

MUNICIPAL FUND

PAYMENT No.	ACCOUNT No.	PAYEE	PAYMENT DESCRIPTION	DATE	VALUE \$
EF167061	26987	Cti Risk Management	Security - Cash Collection	5/03/2024	421.45
EF167062	27098	Q2 (Q-Squared)	Digital Data Service	5/03/2024	4,290.00
EF167063	99997	Family Day Care	Fdc Payment W/E 07/03/2024	7/03/2024	45,654.57
EF167064	10747	linet Limited	Internet Services	12/03/2024	1,009.88
EF167065	26987	Cti Risk Management	Security - Cash Collection	12/03/2024	1,376.50
EF167066	27965	Stantec Australia Pty Ltd	Engineering Services	12/03/2024	11,836.00
EF167067	10010	Aac Id Solutions	Security & Promotional Products	15/03/2024	5,956.30
EF167068	10058	Alsco Pty Ltd	Hygiene Services/Supplies	15/03/2024	308.67
EF167069	10082	Armandos Sports	Sporting Goods	15/03/2024	4,920.09
EF167070	10118	Australia Post	Postage Charges	15/03/2024	29,898.66
EF167071	10207	Boc Gases	Gas Supplies	15/03/2024	771.46
EF167072	10221	Bp Australia Pty Ltd	Diesel/Petrol Supplies	15/03/2024	31,676.39
EF167073	10226	Bridgestone Australia Ltd	Tyre Services	15/03/2024	42,899.41
EF167074	10239	Budget Rent A Car - Perth	Motor Vehicle Hire	15/03/2024	4,378.29
EF167075	10246	Bunnings Building Supplies Pty Ltd	Hardware Supplies	15/03/2024	4,458.69
EF167076	10321	City Of Canning	Lost/Damaged Book Fees	15/03/2024	4,784.00
EF167077	10359	Cockburn Painting Service	Painting Supplies/Services	15/03/2024	2,156.00
EF167078	10368	Cockburn Wetlands Education Centre	Community Grant	15/03/2024	396.00
EF167079	10384	Progility Pty Ltd	Communication Services - Subscription	15/03/2024	322,174.27
EF167080	10483	Landgate	Mapping/Land Title Searches	15/03/2024	2,245.83
EF167081	10526	E & Mj Rosher Pty Ltd	Mower Equipment	15/03/2024	453.23
EF167082	10535	Workpower Incorporated	Employment Services - Planting	15/03/2024	8,146.91
EF167083	10589	Fines Enforcement Registry	Fines Enforcement Fees	15/03/2024	5,599.20
EF167084	10609	Forestvale Trees Pty Ltd	Plants - Trees/Shrubs	15/03/2024	9,498.50
EF167085	10683	Gronbek Security	Locksmith Services	15/03/2024	4,168.58
EF167086	10787	Jandakot Accident Repair Centre	Panel Beating Services	15/03/2024	12,645.20
EF167087	10794	Jason Signmakers	Signs	15/03/2024	504.04
EF167088	10827	Kelyn Training Services	Training Services	15/03/2024	1,645.00
EF167089	10879	Les Mills Aerobics	Instruction/Training Services	15/03/2024	1,724.95
EF167090	10892	Local Government Professionals Australia Wa	Subscription	15/03/2024	110.00
EF167091	10923	Major Motors Pty Ltd	Repairs/Maintenance Services	15/03/2024	274.07
EF167092	10944	Mcleods	Legal Services	15/03/2024	4,984.00
EF167093	10991	Beacon Equipment	Mowing Equipment	15/03/2024	9,140.00
EF167094	11036	Northlake Electrical Pty Ltd	Electrical Services	15/03/2024	61,808.00

EF167095	11077	P & G Body Builders Pty Ltd	Plant Body Building Services	15/03/2024	8,563.50
EF167096	11182	Premium Brake & Clutch Services Pty Ltd	Brake Services	15/03/2024	2,968.24
EF167097	11235	Reinforced Concrete Pipes Pty Ltd	Concrete Pipe Supplies	15/03/2024	5,141.31
EF167098	11247	Richgro Wa	Gardening Supplies	15/03/2024	284.58
EF167099	11307	Satellite Security Services Pty Ltd	Security Services	15/03/2024	15,384.77
EF167100	11308	Boss Industrial Formally Sba Supplies	Hardware Supplies	15/03/2024	2,568.23
EF167101	11334	Shenton Pumps	Pool Equipment/Services	15/03/2024	9,152.72
EF167102	11449	Spearwood Florist Ultimate Co Pty Ltd	Floral Arrangements	15/03/2024	125.00
EF167103	11469	Sports Turf Technology Pty Ltd	Turf Consultancy Services	15/03/2024	5,805.80
EF167104	11483	St John Ambulance Aust Wa Operations	First Aid Courses	15/03/2024	2,610.20
EF167105	11512	Statewide Cleaning Supplies Pty Ltd	Cleaning Supplies/Service	15/03/2024	353.30
EF167106	11531	Sunny Industrial Brushware Pty Ltd	Brush/Road Broom Supplies	15/03/2024	319.00
EF167107	11554	Taylor Marine	Marine Equipment	15/03/2024	1,300.20
EF167108	11557	Technology One Ltd	It Consultancy Services	15/03/2024	27,209.45
EF167109	11625	Nutrien Water	Reticulation Supplies	15/03/2024	15,269.91
EF167110	11651	Tree Watering Services	Tree Watering Services	15/03/2024	15,016.00
EF167111	11684	University Of Western Australia	Educational/Research Services	15/03/2024	38,500.00
EF167112	11722	Wa Hino Sales & Service	Purchase Of New Trucks / Maintenance	15/03/2024	705.98
EF167113	11793	Western Irrigation Pty Ltd	Irrigation Services/Supplies	15/03/2024	12,944.84
EF167114	11806	Westrac Pty Ltd	Repairs/Mtnce - Earthmoving Equipment	15/03/2024	36.08
EF167115	11828	Worldwide Online Printing - O'connor	Printing Services	15/03/2024	477.40
EF167116	11873	Wattleup Tractors	Hardware Supplies	15/03/2024	2,549.00
EF167117	12014	Tutt Bryant Equipment Bt Equipment Pty Ltd T/As	Excavating/Earthmoving Equipment	15/03/2024	10,618.31
EF167118	12153	Hays Personnel Services Pty Ltd	Employment Services	15/03/2024	22,009.03
EF167119	12589	Australian Institute Of Management	Training Services	15/03/2024	2,200.00
EF167120	12685	Trcb Taylor Robinson Unit Trust	Architectural Services	15/03/2024	25,360.50
EF167121	12796	Isentia Pty Ltd	Media Monitoring Services	15/03/2024	17,952.00
EF167122	13102	Michael Page International (Australia) Pty Ltd	Employment Services	15/03/2024	3,510.71
EF167123	13779	Porter Consulting Engineers	Engineering Consultancy Services	15/03/2024	11,990.00
EF167124	13825	Jackson Mcdonald	Legal Services	15/03/2024	13,884.75
EF167125	13834	Sulo Mgb Australia Pty Ltd	Mobile Garbage Bins	15/03/2024	14,835.50
EF167126	13998	Air & Power Pty Ltd	Mechanical Parts	15/03/2024	1,118.61
EF167127	14350	Baileys Fertiliser	Fertiliser Supplies	15/03/2024	6,912.82
EF167128	14530	Donald Veal Consultants Pty Ltd	Consultancy Services	15/03/2024	20,344.50
EF167129	15393	Stratagreen	Hardware Supplies	15/03/2024	822.89
EF167130	15550	Apac Aid Inc	Plants & Landscaping Services	15/03/2024	5,000.00
EF167131	15571	Smoke And Mirrors Audio Visual	Pa Repairs	15/03/2024	3,869.50
EF167132	15588	Natural Area Consulting Management Services	Weed Spraying	15/03/2024	36,088.62
EF167133	15746	Western Australia Police Service	Police Clearances	15/03/2024	119.00
EF167134	16064	Cms Engineering	Airconditioning Services	15/03/2024	5,638.09

EF167135	16107	Wren Oil	Waste Disposal Services	15/03/2024	49.50
EF167136	16396	Mayday Rental	Road Construction Machine Hire	15/03/2024	18,150.00
EF167137	16510	Lloyd George Acoustics Pty Ltd	Consultancy Services - Acoustic	15/03/2024	2,112.00
EF167138	16653	Complete Portables Pty Ltd	Supply & Hire Of Modular Buildings	15/03/2024	970.73
EF167139	16894	Treblex Industrial Pty Ltd	Chemicals - Automotive	15/03/2024	7,826.50
EF167140	16914	Element Advisory Pty Ltd	Consultancy Services	15/03/2024	1,699.50
EF167141	16985	Wa Premix	Concrete Supplies	15/03/2024	5,783.36
EF167142	17345	Kennards Hire - Myaree	Equipment Hire	15/03/2024	2,550.00
EF167143	17608	Nu-Trac Rural Contracting	Beach Cleaning/Firebreak Construction	15/03/2024	11,664.40
EF167144	18073	Paramount Security Services	Security Services	15/03/2024	6,814.50
EF167145	18203	Natsync Environmental	Pest Control	15/03/2024	1,733.00
EF167146	18272	Austraclear Limited	Investment Services	15/03/2024	55.97
EF167147	18313	City Of Whittlesea	Seminar	15/03/2024	30,013.50
EF167148	18533	Friends Of The Community Inc.	Donation	15/03/2024	3,950.00
EF167149	18962	Sealanes (1985) P/L	Catering Supplies	15/03/2024	3,249.12
EF167150	19302	Chung Wah Association Inc	Entertainment Services	15/03/2024	770.00
EF167151	19533	Woolworths Group Ltd (Woolworths & Big W)	Groceries	15/03/2024	1,474.77
EF167152	19541	Turf Care Wa Pty Ltd	Turf Services	15/03/2024	968.00
EF167153	19713	Diskbank Pty Ltd	Cd's & Dvd's	15/03/2024	534.05
EF167154	20000	Aust West Auto Electrical Pty Ltd	Auto Electrical Services	15/03/2024	35,058.60
EF167155	20885	Tactile Indicators Perth	Tactiles	15/03/2024	6,884.00
EF167156	21139	Austraffic Wa Pty Ltd	Traffic Surveys	15/03/2024	3,484.80
EF167157	21577	Lavan	Legal Services	15/03/2024	5,894.35
EF167158	21627	Manheim Pty Ltd	Impounded Vehicles	15/03/2024	990.00
EF167159	21744	Jb Hi Fi - Commercial	Electronic Equipment	15/03/2024	1,219.16
EF167160	21798	The Civil Group	Consultancy - Engineering	15/03/2024	3,212.00
EF167161	21946	Ryan's Quality Meats	Meat Supplies	15/03/2024	405.09
EF167162	22553	Brownes Food Operations	Catering Supplies	15/03/2024	1,547.35
EF167163	22569	Sonic Health Plus Pty Ltd	Medical Services	15/03/2024	1,932.07
EF167164	22613	Vicki Royans	Artistic Services	15/03/2024	600.00
EF167165	22639	Shatish Chauhan	Training Services - Yoga	15/03/2024	5,325.00
EF167166	22658	South East Regional Centre For Urban Landcare Inc (Sercul)	Urban Landcare Services	15/03/2024	9,812.00
EF167167	22752	Elgas Limited	Gas Supplies	15/03/2024	1,151.00
EF167168	22806	Chevron Australia Downstream Fuels Pty Ltd	Fuel Supplies	15/03/2024	31,509.07
EF167169	23332	Wrights Heavy Recovery	Towing Services	15/03/2024	3,025.00
EF167170	23351	Cockburn Gp Super Clinic Limited T/A Cockburn Integrated Health	Leasing Fees	15/03/2024	873.16
EF167171	23457	Totally Workwear Fremantle	Clothing - Uniforms	15/03/2024	17,101.72
EF167172	23570	A Proud Landmark Pty Ltd	Landscape Contruction Services	15/03/2024	4,062.85
EF167173	23579	Daimler Trucks Perth	Purchase Of New Truck	15/03/2024	1,625.70
EF167174	23735	Sidra Solutions	Software	15/03/2024	759.00

EF167175	24275	Truck Centre Wa Pty Ltd	Purchase Of New Truck	15/03/2024	604.38
EF167176	24655	Automasters Spearwood	Vehicle Servicing	15/03/2024	4,977.90
EF167177	24736	Zenien	Cctv Camera Licences	15/03/2024	6,287.80
EF167178	24748	Pearmans Electrical & Mechanical Services P/L	Electrical Services	15/03/2024	614.68
EF167179	24949	Bitumen Surfacing The Trustee For Complete Road Services Trust	Bitumen Supplies	15/03/2024	211.20
EF167180	24974	Scott Print	Printing Services	15/03/2024	726.00
EF167181	25102	Fremantle Mobile Welding	Welding Services	15/03/2024	1,155.00
EF167182	25121	Imagesource Digital Solutions	Billboards	15/03/2024	1,276.00
EF167183	25264	Acurix Networks Pty Ltd	Wifi Access Service	15/03/2024	6,470.20
EF167184	25418	Cs Legal	Legal Services	15/03/2024	11,861.45
EF167185	25731	Wheelie Clean	Cleaning Services	15/03/2024	6,917.90
EF167186	25813	Lg Connect Pty Ltd	Erp Systems Development	15/03/2024	12,377.27
EF167187	25822	Fit2work.Com.Au Mercury Search And Selection Pty Ltd	Employee Check	15/03/2024	115.17
EF167188	26114	Grace Records Management	Records Management Services	15/03/2024	1,518.41
EF167189	26195	Play Check	Consulting Services	15/03/2024	770.00
EF167190	26257	Paperbark Technologies Pty Ltd	Arboricultural Consultancy Services	15/03/2024	319.00
EF167191	26303	Gecko Contracting Turf & Landscape Maintenance	Turf & Landscape Maintenance	15/03/2024	287,349.11
EF167192	26403	Ches Power Group Pty Ltd	Engineering Solutions / Back Up Generato	15/03/2024	4,618.45
EF167193	26470	Scp Conservation	Fencing Services	15/03/2024	22,946.00
EF167194	26558	Healthcare Australia Pty Ltd	Temporary Employment Services	15/03/2024	2,254.68
EF167195	26623	Sigma Chemicals Cromag Pty Ltd (Sigma Chemicals)	Chemicals - Pool	15/03/2024	9,785.27
EF167196	26625	Andover Detailers	Car Detailing Services	15/03/2024	1,204.50
EF167197	26651	Faunatrack	Fauna Survey	15/03/2024	17,655.00
EF167198	26709	Talis Consultants Pty Ltd	Waste Consultancy	15/03/2024	38,500.00
EF167199	26735	Shane McMaster Surveys	Survey Services	15/03/2024	5,390.00
EF167200	26739	Kerb Doctor	Kerb Maintenance	15/03/2024	4,229.92
EF167201	26771	Instant Products Hire	Portable Toilet Hire	15/03/2024	5,331.09
EF167202	26782	Soft Landing	Recycling Services	15/03/2024	26,397.50
EF167203	26789	Raeco	Supplier Of Library Shelving And Furnitu	15/03/2024	155.38
EF167204	26813	Buswest	Bus Hire	15/03/2024	540.00
EF167205	26898	Spandex Asia Pacific Pty Ltd	Signage Supplier	15/03/2024	2,054.24
EF167206	26901	Alyka Pty Ltd	Digital Consultancy And Web Development	15/03/2024	1,980.00
EF167207	26923	Woodlands	Rubbish Collection Equipment	15/03/2024	21,885.60
EF167208	26946	Av Truck Services Pty Ltd	Truck Dealership	15/03/2024	5,544.18
EF167209	26985	Access Icon Pty Ltd	Drainage Products	15/03/2024	33,116.60
EF167210	26987	Cti Risk Management	Security - Cash Collection	15/03/2024	1,353.83
EF167211	27002	Cockburn Party Hire	Hire Services	15/03/2024	2,920.35
EF167212	27010	Quantum Building Services Pty Ltd	Building Maintenance	15/03/2024	8,830.75
EF167213	27011	Baileys Marine Fuel Australia	Fuel	15/03/2024	1,157.07
EF167214	27031	Downer Edi Works Pty Ltd	Asphalt Services	15/03/2024	146,265.30

EF167215	27032	Wtp Australia Pty Ltd	Quantity Surveyors	15/03/2024	8,580.00
EF167216	27034	Adelby Pty Ltd	Firebreak Construction	15/03/2024	2,453.00
EF167217	27044	Graffiti Systems Australia	Graffiti Removal & Anti-Graffiti Coating	15/03/2024	25,672.67
EF167218	27054	Vocus Pty Ltd	Telecommunications	15/03/2024	16,118.11
EF167219	27059	Frontline Fire & Rescue Equipment	Manufacture-Fire Vehicles/Equipment	15/03/2024	1,765.16
EF167220	27065	Westbooks	Books	15/03/2024	2,998.94
EF167221	27082	Kulbardi Pty Ltd	Stationery Supplies	15/03/2024	1,324.55
EF167222	27085	Savills Project Management Pty Ltd	Project Management	15/03/2024	3,381.40
EF167223	27115	A Plus Training Solutions Pty Ltd	Small Plant Safety Training	15/03/2024	1,250.00
EF167224	27130	Motio Play Pty Ltd	Digital Marketing & Software Service Pro	15/03/2024	64.53
EF167225	27154	Veolia Recycling & Recovery Pty Ltd	Waste Services	15/03/2024	13,184.66
EF167226	27177	Rentokil Initial Pty Ltd (Initial Hygiene)	Hygiene	15/03/2024	259.09
EF167227	27195	Allflow Industrial	Oil Water Separators	15/03/2024	709.50
EF167228	27198	Green Promotions Pty Ltd	Promotional Supplies	15/03/2024	592.35
EF167229	27210	Urban Design Lab	Landscape Design	15/03/2024	1,853.75
EF167230	27241	Landscape Elements	Landscaping Services	15/03/2024	124,254.04
EF167231	27243	Arjohuntleigh Pty Ltd	Supply, Repairs Health Equipemnt	15/03/2024	549.00
EF167232	27291	Auslan Stage Left	Consultancy - Interpreting	15/03/2024	1,683.00
EF167233	27334	Westcare Print	Printing Services	15/03/2024	126.50
EF167234	27336	Srs Australia Pty Ltd	Pool Products	15/03/2024	16,235.16
EF167235	27348	Message Media	Telecommunications	15/03/2024	1,054.97
EF167236	27351	Programmed Property Services	Property Maintenance	15/03/2024	7,315.00
EF167237	27396	Ankeet Mehta Spearwood Newspaper Round Delivery	Newspaper Delivery	15/03/2024	432.60
EF167238	27401	Emprise Mobility	Mobility Equipment	15/03/2024	1,666.00
EF167239	27402	Messages On Hold Australia Pty Ltd	Telephone Marketing	15/03/2024	4,153.56
EF167240	27404	K2 Audiovisual Pty Ltd	Audio Visual Equipment	15/03/2024	368.50
EF167241	27405	Combat Clothing Australia P/L	Clothing - Protective	15/03/2024	2,225.00
EF167242	27427	Home Chef	Cooking/Food Services	15/03/2024	824.01
EF167243	27437	Pb Reticulation & Maintenance Services Pty Ltd	Irrigation Services	15/03/2024	2,461.80
EF167244	27455	The Trustee For Ssh Group Safety Trust Ocula (Aus)	Cctv Parts	15/03/2024	27,991.80
EF167245	27507	Serco Facilities Management Pty Ltd	Cleaning Services	15/03/2024	115,683.31
EF167246	27522	Schneider Electric It Australia Pty Ltd	Electrical Infrastructure	15/03/2024	1,920.60
EF167247	27539	Jasmin Carpentry & Maintenance	Carpentry	15/03/2024	20,646.02
EF167248	27548	Standing Fork	Catering	15/03/2024	7,049.90
EF167249	27551	Incognito Catering	Catering Services	15/03/2024	462.00
EF167250	27566	Thuroona Services	Asbestos Removal	15/03/2024	2,398.00
EF167251	27575	Shred X Secure Destruction	Document Destruction	15/03/2024	128.74
EF167252	27579	Soco Studios	Photography Services	15/03/2024	1,650.00
EF167253	27587	New Ground Water Services Pty Ltd	Irrigation/Reticulation	15/03/2024	5,760.70
EF167254	27613	Redimed Pty Ltd	Medical & Health Services	15/03/2024	2,147.20

EF167255	27617	Atturra Business Applications	Consultancy - It	15/03/2024	7,480.00
EF167256	27631	Aquatic Services Wa Pty Ltd	Pool Equipment & Maintenance	15/03/2024	18,437.73
EF167257	27635	Mammoth Security	Security	15/03/2024	52.60
EF167258	27650	Datacom Systems (Au) Pty Ltd	It Sales, Consulting & Service	15/03/2024	684.62
EF167259	27657	Positive Balance Massage	Massage Therapy	15/03/2024	200.00
EF167260	27675	Wgawa Pty Ltd	Consultancy Engineering	15/03/2024	10,211.30
EF167261	27676	Blue Force Pty Ltd	Security Services	15/03/2024	19,336.73
EF167262	27684	Jani Murphy Pty Ltd	Training	15/03/2024	3,004.65
EF167263	27695	Qtm Pty Ltd	Traffic Management	15/03/2024	59,592.93
EF167264	27701	Perth Better Homes	Shade Sails	15/03/2024	23,155.00
EF167265	27720	Bj Systems	Security Services	15/03/2024	296.03
EF167266	27722	Metra Australia	Software	15/03/2024	2,539.17
EF167267	27779	Sports Circuit Linemarking	Linemarking	15/03/2024	704.00
EF167268	27780	Big Sky Entertainment (Wa) Pty Ltd	Entertainment - Booking Agent	15/03/2024	2,145.00
EF167269	27797	City Lift Services Pty Ltd	Lift Maintenance	15/03/2024	638.00
EF167270	27803	Born To Sparkle	Entertainment	15/03/2024	235.00
EF167271	27804	Redfish Technologies	Audio Visual Systems	15/03/2024	11,427.90
EF167272	27809	Ra-One Pty Ltd	Software	15/03/2024	23,314.50
EF167273	27850	Dowsing Group Pty Ltd	Concreting Services	15/03/2024	116,313.54
EF167274	27855	Total Landscape Redevelopment Service Pty Ltd	Tree Watering	15/03/2024	26,565.00
EF167275	27856	My Flex Health International	Nursing Services	15/03/2024	124.58
EF167276	27890	Tabec Pty Ltd	Engineering Services	15/03/2024	6,197.40
EF167277	27894	Homecare Physiotherapy	Healthcare	15/03/2024	8,853.53
EF167278	27908	Raubex Construction	Engineering Civil	15/03/2024	16,016.00
EF167279	27916	Body Bike Australia Pty Ltd	Bike Repairs & Servicing	15/03/2024	643.70
EF167280	27917	Go Doors Advanced Automation	Door Maintenance & Repair	15/03/2024	13,982.35
EF167281	27926	Sine Group Pty Ltd	Computer Software	15/03/2024	9,147.70
EF167282	27969	Perfect Gym Solutions	Software For Gym's	15/03/2024	291.94
EF167283	27986	Daily Living Products	Mobility Equip	15/03/2024	320.00
EF167284	27999	Events Industry Association (Wa)	Membership	15/03/2024	175.00
EF167285	28001	Corsign Wa Pty Ltd	Sign Making Material	15/03/2024	1,914.00
EF167286	28047	Mitchell Garlett	Ceremonial Services	15/03/2024	450.00
EF167287	28049	Copy Magic	Printing Services	15/03/2024	1,834.80
EF167288	28058	Sage Consulting Engineers Pty Ltd	Consultancy - Engineering	15/03/2024	1,342.00
EF167289	28090	K Craft Building	Construction	15/03/2024	20,259.36
EF167290	28092	Livepro Australia Pty Ltd	Customer Knowledge Management	15/03/2024	2,200.00
EF167291	28166	Australian Waterslides And Leisure	Welding Services	15/03/2024	788.99
EF167292	28168	Sifting Sands	Sand Cleaning	15/03/2024	8,846.20
EF167293	28179	Ecospill Pty Ltd	Emergency Shower Supply And Service	15/03/2024	1,389.79
EF167294	28181	Seaview Rentals	Aquarium Servicing	15/03/2024	98.00

EF167295	28184	Spearwood Veterinary Hospital	Veterinary Hospital	15/03/2024	423.50
EF167296	28189	Mercury Messengers Pty Ltd	Courier Service	15/03/2024	1,840.74
EF167297	28191	Enviro Sweep	Sweeping Services	15/03/2024	836.00
EF167298	28197	Lite N Easy Pty Ltd	Food Supplies	15/03/2024	1,133.47
EF167299	28201	Select Fresh	Food Supplies	15/03/2024	528.27
EF167300	28211	Nordic Fitness Equipment	Fitness Equipment	15/03/2024	3,270.00
EF167301	28214	Beyond Skateboarding	Skateboarding Clinics	15/03/2024	1,870.00
EF167302	28215	Complete Office Supplies Pty Ltd	Stationery	15/03/2024	568.72
EF167303	28218	Laminar Capital Pty Ltd	Financial Services	15/03/2024	1,452.00
EF167304	28228	Delta Roofing Pty Ltd	Roofing Services	15/03/2024	1,743.31
EF167305	28231	Typeset Pty Ltd	Editorial And Business Communications Se	15/03/2024	4,728.90
EF167306	28241	Swift Flow Pty Ltd	Plumbing	15/03/2024	44,444.14
EF167307	28246	Hendercare	Nursing Services	15/03/2024	6,199.89
EF167308	28248	Tesg Building Surveyors Pty Ltd	Building Survey	15/03/2024	2,420.00
EF167309	28254	Cleantex Pty Ltd	Laundry Service	15/03/2024	782.34
EF167310	28258	Garden Care West	Gardening Services	15/03/2024	536.25
EF167311	28261	Hazed Services Pty Ltd	Safety - Roof	15/03/2024	918.25
EF167312	28265	Tree Care Wa	Vegetation Maintenance Services	15/03/2024	90,552.47
EF167313	28277	Gesha Coffee Co	Coffee Supplies	15/03/2024	1,270.20
EF167314	28287	All Lines	Linemarking	15/03/2024	4,466.00
EF167315	28289	Grafton General Products	Mobility Equipment	15/03/2024	341.00
EF167316	28297	Techbrain	It Consultancy	15/03/2024	470.80
EF167317	28298	Civil Sciences And Engineering	Engineering	15/03/2024	4,180.00
EF167318	28303	Miracle Recreation Equipment	Playground Equipment	15/03/2024	11,658.24
EF167319	28318	Ati-Mirage	Training	15/03/2024	3,850.00
EF167320	28359	P&M Automotive Equipment	Hoist Servicing	15/03/2024	423.50
EF167321	28361	Indoor Gardens Pty Ltd	Hiring Indoor Plants	15/03/2024	765.60
EF167322	28371	Flexi Staff	Employment Services	15/03/2024	41,112.98
EF167323	28377	Cabcharge Payments Pty Ltd	Cab Charge	15/03/2024	34.44
EF167324	28392	Mcs Civil Contracting	Engineering/Earthworks	15/03/2024	22,599.50
EF167325	28403	Flow Water Services Pty Ltd	Irrigation And Engineering	15/03/2024	5,082.00
EF167326	28409	Sanpoint Pty Ltd (Ld Total)	Landscape Services	15/03/2024	33,201.23
EF167327	28410	Wa Temporary Fencing Supplies	Hire Fencing	15/03/2024	130.90
EF167328	28419	Adam Puffler	Scooter Events	15/03/2024	730.00
EF167329	28426	Power Paving Pty Ltd	Paving Services	15/03/2024	13,440.90
EF167330	28437	Building & Industrial Cleaning Services	Clenaing Services	15/03/2024	1,176.09
EF167331	28439	Gambara Pty Ltd	Watering Services	15/03/2024	5,434.00
EF167332	28454	Aussie Natural Spring Water	Water Supplies	15/03/2024	1,364.45
EF167333	28461	Carealert	Entertainment	15/03/2024	6.49
EF167334	28463	Antree Dnh Pty Ltd	Gardening	15/03/2024	858.00

EF167335	28505	Maltia Caffè The Trustee For Caruana Family Trust	Cafe And Catering Services	15/03/2024	315.00
EF167336	28516	Classic Hire	Equipment Hire	15/03/2024	6,804.60
EF167337	28517	Robowash Pty Ltd	Automatic Cleaning System Manufacturer	15/03/2024	990.00
EF167338	28522	Bing Technologies Pty Ltd	Mailing Services	15/03/2024	1,494.76
EF167339	28544	Forpark Australia 4Park Pty Ltd	Fitness Equipment	15/03/2024	18,920.00
EF167340	28546	Swan Event Hire	Event Hire	15/03/2024	4,524.00
EF167341	28569	Choiceone Pty Ltd	Recruitment Services	15/03/2024	35,569.25
EF167342	28579	Project M Group	Building Works, Repairs & Maintenance	15/03/2024	21,429.93
EF167343	28616	Led Signs	Digital Signs And Displays	15/03/2024	24,091.76
EF167344	28618	Tunstall Healthcare	Medical Alarm Equipment & Monitoring	15/03/2024	44.00
EF167345	28622	Hatch Pty Ltd	Engineering Services	15/03/2024	52,247.80
EF167346	28632	Total Connections Pty Ltd	Hose, Hydraulics & Fire Protection Servi	15/03/2024	583.49
EF167347	28638	Hava Hotdog	Mobile Food Trailer	15/03/2024	2,600.00
EF167348	28652	Omnicom Media Group Australia Pty Ltd Omnicom Media Group Australi	Media And Advertising Services	15/03/2024	3,872.66
EF167349	28654	William Buck Buck, William Sri Peter	Photography Services	15/03/2024	649.00
EF167350	28679	Creditor Watch Pty Ltd	Credit Bureau	15/03/2024	721.10
EF167351	28687	Megavision	Event Business	15/03/2024	94,127.77
EF167352	28696	Teamlab Pty Ltd	Team Building And Training	15/03/2024	1,595.00
EF167353	28701	The Trustee For Walker Street Trust Crowd Barriers Wa	Fencing	15/03/2024	4,028.42
EF167354	28714	Perth Geotechnics Pty Ltd	Geotechnical Consultant	15/03/2024	13,585.00
EF167355	28756	Rehbein Consulting Pty Ltd	Engineering Service	15/03/2024	2,750.00
EF167356	28760	Spawtz Pty Ltd	Competition Management And Payments Soft	15/03/2024	2,039.09
EF167357	28763	Gold Security Group (International) Pty Ltd	Security & Emergency Services	15/03/2024	10,098.00
EF167358	28767	The Trustee For Bugbusters Unit Trust Bug Busters	Pest Control	15/03/2024	1,958.00
EF167359	28771	Safety Australia Group Pty Ltd	Training And Recruitment	15/03/2024	19,404.00
EF167360	28776	O2metocean Pty Ltd O2 Metocean	Specialised Marine Oceanographic Consult	15/03/2024	21,532.50
EF167361	28777	Collard, Robyn Lee Robyn Collard Consulting	Cultural Services	15/03/2024	750.00
EF167362	28786	Propel Youth Arts Wa Incorporated	Coogee Live 2024: Metamorphosis	15/03/2024	11,000.00
EF167363	28790	All Flags And Signs Pty Ltd	Large Format Digital Printing	15/03/2024	9,025.50
EF167364	28806	Filament Design Group Pty. Ltd	Design and Theatre Services	15/03/2024	21,967.00
EF167365	28314	Hootsuite Inc	Software As A Service	15/03/2024	22,800.75
EF167366	88888	Ssb Pty Ltd	Bond Refunds	15/03/2024	1,500.00
EF167367	88888	Yangebup Developments Pty Ltd	Bond refunds	15/03/2024	25,390.00
EF167368	88888	Michael Sillcock	Bond Refunds	15/03/2024	500.00
EF167369	88888	Mitchell Howard	Bond refunds	15/03/2024	500.00
EF167370	88888	Paul Willems	Bond refunds	15/03/2024	500.00
EF167371	99997	Sg & A Travia	Police Check Refund	15/03/2024	58.70
EF167372	99997	Christine Hendricks	Reimbursement Of Homes Bird Bath Rebate	15/03/2024	29.99
EF167373	99997	Michelle Zinko	Reimbursement Of Homes Bird Bath Rebate	15/03/2024	50.00
EF167374	99997	Stephen Lee And Anna Lee	Reimbursement Of Fees - A Lee	15/03/2024	99.00

EF167375	99997	Culture Care Wa Inc.	Sundry - Culture Care Wa	15/03/2024	935.00
EF167376	99997	Gloria Mun-Kei Ma	17/02/2024 Cooking Workshop	15/03/2024	250.00
EF167377	99997	Australian Consumers Association	Invoice So879696	15/03/2024	150.00
EF167378	99997	Vj Hartill & GI Maker	Reimbursement For Guide Snorkel & Turtle	15/03/2024	210.29
EF167379	99997	Cultural Learning Centre Mosaica Inc.	Sponsorship - National Slavic Pancake	15/03/2024	2,750.00
EF167380	99997	Gwen Victoria Perry Hills	Nappy And Sanitary Product	15/03/2024	49.80
EF167381	99997	Maureen Taylor	Refund For Seniors Centre Event	15/03/2024	15.00
EF167382	99997	Concettina Reale	Refund - C Reale	15/03/2024	35.00
EF167383	99997	Nami Osaki T/A Namisartroom	Sundry Payment - Nami Osaki	15/03/2024	800.00
EF167384	99997	Nedewka Zoric	Refund Payment - N Zoric	15/03/2024	103.85
EF167385	99997	Merzies Band	Sundry Payment - Merzies Band	15/03/2024	600.00
EF167386	99997	Angela Nikulinsky	Bird Bath Rebate - A Nikulinsky	15/03/2024	36.09
EF167387	99997	Paul & Shirley Humphreys	Bird Bath Rebate - P Humphreys	15/03/2024	22.99
EF167388	99997	Daniel Huberli	Bird Bath Rebate - D Huberli	15/03/2024	50.00
EF167389	99997	Martyn Shepherd	Bird Bath Rebate - M Shepherd	15/03/2024	29.99
EF167390	99997	Rochelle Hasler	Bird Bath Rebate - R Hasler	15/03/2024	29.99
EF167391	99997	Maratos Dd/Am	Bird Bath Rebate - A Maratos	15/03/2024	49.99
EF167392	99997	Rachel Bywaters	Bird Bath Rebate - R Bywaters	15/03/2024	29.99
EF167393	99997	Kellie Marie Pickford	Bird Bath Rebate - K M Pickford	15/03/2024	17.39
EF167394	99997	Jillian Griffiths	Sundry Payment - Jillian Griffiths	15/03/2024	315.00
EF167395	99997	Daniel Thickbroom	Refund Payment - D Thickbroom	15/03/2024	120.00
EF167396	99997	Duziyan Pty Ltd (Zing Arts Group)	Sundry Payment - Zing Arts Group	15/03/2024	660.00
EF167397	99997	Shaun Daniel O'Callaghan And Holly Kate	Leaving Gift And Catering	15/03/2024	341.26
EF167398	99997	Mj & R Di Re	Bird Bath Rebate - Maggie Di Re	15/03/2024	49.99
EF167399	99997	Eden Fletcher	Refund - E Fletcher	15/03/2024	310.00
EF167400	99997	Ryoko Fitch	Refund - R Fitch	15/03/2024	7.70
EF167401	99997	Gloria Murphy	Refund - G Murphy	15/03/2024	170.80
EF167402	99997	John O'brien	Refund - J O'brien	15/03/2024	49.00
EF167403	99997	Nolene Barrett	Refund - N Barrett	15/03/2024	49.00
EF167404	99997	Dianne Hingston	Refund - D Hingston	15/03/2024	49.00
EF167405	99997	J Evans	Nappy And Sanitary Product Rebate	15/03/2024	50.00
EF167406	99997	Joelle Smartt	Nappy And Sanitary Product Rebate	15/03/2024	27.00
EF167407	99997	Shaylene Chase	Nappy/Sanitary Rebate - Shaylene Chase	15/03/2024	50.00
EF167408	99997	Rohan And Lisa Maclean	Nappy And Sanitary Rebate - L Maclean	15/03/2024	13.20
EF167409	99997	Aimee O'Neill-Geary	Nappy & Sanitary Rebate- A O'Neill-Geary	15/03/2024	50.00
EF167410	99997	Tammy Hodges And Hayden Miller	Nappy & Sanitary Rebate - T Hodges	15/03/2024	50.00
EF167411	99997	Phoenix Primary School	Invoice 321 - 6 Cubic Metres Of Sand	15/03/2024	627.73
EF167412	99997	Gracie Beck	Nappy/Sanitary Rebate - Gracie Beck	15/03/2024	50.00
EF167413	99997	Adam Stoker	Cctv Residentail Rebate	15/03/2024	150.00
EF167414	99997	Benny Abraham	Cctv Residentail Rebate	15/03/2024	500.00

EF167415	99997	Graedon Irvine	Cctv Residentail Rebate	15/03/2024	500.00
EF167416	99997	Justin Wong	Cctv Residentail Rebate	15/03/2024	400.00
EF167417	99997	Karen Stephenson	Cctv Residentail Rebate	15/03/2024	500.00
EF167418	99997	Marco Satti	Cctv Residentail Rebate	15/03/2024	500.00
EF167419	99997	Peter Gordon	Cctv Residentail Rebate	15/03/2024	500.00
EF167420	99997	Sascha Buttgereit	Cctv Residentail Rebate	15/03/2024	500.00
EF167421	99997	Shahrooz Jafari	Cctv Residentail Rebate	15/03/2024	500.00
EF167422	99997	Tracey Marsden	Cctv Residentail Rebate	15/03/2024	500.00
EF167423	99997	Noel Brown	Senior Security Rebate	15/03/2024	100.00
EF167424	99997	Patricia Coxon	Senior Security Rebate	15/03/2024	300.00
EF167425	99997	Murray Sorrell	Senior Security Rebate	15/03/2024	300.00
EF167426	99997	Dawn Keast	Senior Security Rebate	15/03/2024	140.00
EF167427	99997	Noel Walkley	Senior Security Rebate	15/03/2024	100.00
EF167428	99997	David Edwards	Senior Security Rebate	15/03/2024	300.00
EF167429	99997	Jane Sanderson	Senior Security Rebate	15/03/2024	300.00
EF167430	99997	A & L Mills, Kijimuna - Sprit Of Okinawa	Sundry Payment - Sprit Of Okinawa	15/03/2024	300.00
EF167431	99997	Australian Association Environment Educa	Sundry Payment - Aaee Wa Membership	15/03/2024	250.00
EF167432	99997	Vj Hartill & Gl Maker	Petty Cash Claim	15/03/2024	21.95
EF167433	99997	Lisinda Johnston	Individual Sponsorship-Team Australia Ju	15/03/2024	600.00
EF167434	99997	Lg And Me Hine	Refund - Bus Hire Lew Hine	15/03/2024	740.00
EF167435	99997	Colleen Crowley	Reimbursement For Chairs	15/03/2024	998.00
EF167436	99997	Chun Yu Lau	Reimbursement - First Aid Training	15/03/2024	135.00
EF167437	99997	Zoe Wilkinson	Reimbursement - First Aid Training	15/03/2024	130.00
EF167438	99997	Chelsea Clegg	Individual Sponsorship-Team Australia Wo	15/03/2024	600.00
EF167439	99997	Mahmoud Khodr Tayba	Reimbursement - First Aid Training	15/03/2024	119.00
EF167440	99997	Antonio Mirco	Senior Security Rebate	15/03/2024	300.00
EF167441	99997	Gregory Baker	Senior Security Rebate	15/03/2024	300.00
EF167442	99997	John Wyatt	Senior Security Rebate	15/03/2024	300.00
EF167443	99997	George Peach	Senior Security Rebate	15/03/2024	200.00
EF167444	11758	Water Corp Utility Account Only - Please Refer To 11760 When Raising	Water Usage / Sundry Charges	15/03/2024	14,134.31
EF167445	99996	Nuria O`Mahony	Rates And Property Related Refunds	15/03/2024	30.00
EF167446	99996	Matt Fleay	Rates And Property Related Refunds	15/03/2024	56.65
EF167447	99996	Laprey Developments Pty Ltd	Rates And Property Related Refunds	15/03/2024	89.07
EF167448	99996	Blueprint Homes (Wa) Pty Ltd	Rates And Property Related Refunds	15/03/2024	1,721.67
EF167449	99996	Ri & Jh Hunter	Rates And Property Related Refunds	15/03/2024	1,000.00
EF167450	99996	Mng Survey	Rates And Property Related Refunds	15/03/2024	925.00
EF167451	99996	Regal Gateway Property	Rates And Property Related Refunds	15/03/2024	472.00
EF167452	99996	Lay Kong	Rates And Property Related Refunds	15/03/2024	608.18
EF167453	99996	Caporn Young Property Management	Rates And Property Related Refunds	15/03/2024	428.00
EF167454	99996	Caporn Young Property Management	Rates And Property Related Refunds	15/03/2024	429.00

EF167455	99996	Rates And Property Related Eft Refunds (Not Bonds)	Rates And Property Related Refunds	15/03/2024	412.50
EF167456	99996	Acton Belle Property Coogee	Rates And Property Related Refunds	15/03/2024	448.00
EF167457	99996	Riaan Uys	Rates And Property Related Refunds	15/03/2024	2,200.00
EF167458	99996	Rockingham Park Pty Ltd	Rates And Property Related Refunds	15/03/2024	254.14
EF167459	99996	Rockingham Park Pty Ltd	Rates And Property Related Refunds	15/03/2024	226.42
EF167460	99996	E J Gallichan	Rates And Property Related Refunds	15/03/2024	30.00
EF167461	99996	Jody Kramar	Rates And Property Related Refunds	15/03/2024	30.00
EF167462	99996	Terri Harry	Rates And Property Related Refunds	15/03/2024	222.00
EF167463	99996	Caporn Young Property Management	Rates And Property Related Refunds	15/03/2024	572.00
EF167464	99996	Rise Network Inc	Rates And Property Related Refunds	15/03/2024	178.95
EF167465	99996	Deanna M Chinnery	Rates And Property Related Refunds	15/03/2024	308.14
EF167466	99996	Michael Smith	Rates And Property Related Refunds	15/03/2024	2,115.04
EF167467	99996	Gweneth Caputi	Rates And Property Related Refunds	15/03/2024	45.00
EF167468	99996	Mauro Caputi	Rates And Property Related Refunds	15/03/2024	75.00
EF167469	99996	Miss H L Jackson	Rates And Property Related Refunds	15/03/2024	30.00
EF167470	99996	Rachel Quinn	Rates And Property Related Refunds	15/03/2024	30.00
EF167471	99996	Candice Cumming And Carl Hester	Rates And Property Related Refunds	15/03/2024	150.00
EF167472	99996	Brad And Danielle Bassett	Rates And Property Related Refunds	15/03/2024	150.00
EF167473	99996	Bgc Residential Pty Ltd	Rates And Property Related Refunds	15/03/2024	526.10
EF167474	99996	Jonathon Buis & Christina Oppitz Ketzer	Rates And Property Related Refunds	15/03/2024	295.00
EF167475	99996	Sarah Moffat	Rates And Property Related Refunds	15/03/2024	531.33
EF167476	99996	Fir Pty Ltd	Rates And Property Related Refunds	15/03/2024	801.39
EF167477	99996	Semple Property Group	Rates And Property Related Refunds	15/03/2024	418.00
EF167478	99996	James Finlay	Rates And Property Related Refunds	15/03/2024	587.00
EF167479	99996	John Kirkland Trimble	Rates And Property Related Refunds	15/03/2024	320.00
EF167480	99996	The Baik Yang Presbyterian Church Inc	Rates And Property Related Refunds	15/03/2024	6,323.13
EF167481	11794	Synergy	Electricity Usage/Supplies	15/03/2024	266,163.19
EF167482	28571	Perth Energy Pty Ltd	Energy Supply	15/03/2024	1,086.56
EF167483	10152	Aust Services Union	Payroll Deductions	18/03/2024	790.25
EF167484	10154	Australian Taxation Office	Payroll Deductions	18/03/2024	629,222.00
EF167485	10305	Child Support Agency	Payroll Deductions	18/03/2024	1,372.89
EF167486	19726	Health Insurance Fund Of Wa	Payroll Deductions	18/03/2024	1,100.25
EF167487	27874	Smartsalary	Salary Packaging/Leasing Administration	18/03/2024	14,305.05
EF167488	28458	Easi Group	Novated Leasing	18/03/2024	10,744.00
EF167489	28741	The Local Government, Racing & Cemeteries Employees Union Wa Lgr	Union	18/03/2024	22.00
EF167490	26752	Mg Group Wa	Construction	15/03/2024	890,055.80
EF167491	10484	Department Of Mines, Industry Regulation And Safety	Building Services Levy	19/03/2024	84,561.83
EF167492	11274	Rottnest Express	Transport Services	19/03/2024	1,841.80
EF167493	19533	Woolworths Group Ltd (Woolworths & Big W)	Groceries	19/03/2024	1,556.61
EF167494	25063	Superior Pak Pty Ltd	Vehicle Maintenance	19/03/2024	1,466.87

EF167495	26623	Sigma Chemicals Cromag Pty Ltd (Sigma Chemicals)	Chemicals - Pool	19/03/2024	6,641.84
EF167496	26987	Cti Risk Management	Security - Cash Collection	19/03/2024	623.40
EF167497	28061	Go2cup	Paper Cups	19/03/2024	20,013.40
EF167498	28546	Swan Event Hire	Event Hire	19/03/2024	3,946.00
EF167499	10590	Department Of Fire And Emergency Services	Esl Levy & Related Costs	21/03/2024	5,929,926.90
EF167500	99997	Family Day Care	Fdc Payment W/E 17/03/2024	21/03/2024	46,437.01
EF167501	27492	Superchoice Services Pty Limited	Payroll Deductions	21/03/2024	783,229.17
EF167502	11773	Nutrien Ag Solutions	Chemical Supplies	26/03/2024	243.65
EF167503	26810	Rmss	Software	26/03/2024	2,558.13
EF167504	26987	Cti Risk Management	Security - Cash Collection	26/03/2024	2,031.80
EF167505	10091	Aslab Pty Ltd	Asphalting Services/Supplies	29/03/2024	10,517.98
EF167506	10097	Blackwoods Atkins	Engineering Supplies	29/03/2024	310.36
EF167507	10118	Australia Post	Postage Charges	29/03/2024	5,347.33
EF167508	10184	Benara Nurseries	Plants	29/03/2024	766.55
EF167509	10207	Boc Gases	Gas Supplies	29/03/2024	380.90
EF167510	10226	Bridgestone Australia Ltd	Tyre Services	29/03/2024	5,214.70
EF167511	10246	Bunnings Building Supplies Pty Ltd	Hardware Supplies	29/03/2024	1,778.56
EF167512	10279	Castrol Australia Pty Ltd	Grease/Lubricants	29/03/2024	7,799.22
EF167513	10329	City Of Rockingham	Tip Fees	29/03/2024	4,024.29
EF167514	10333	Cjd Equipment Pty Ltd	Hardware Supplies	29/03/2024	7,446.62
EF167515	10359	Cockburn Painting Service	Painting Supplies/Services	29/03/2024	3,929.20
EF167516	10368	Cockburn Wetlands Education Centre	Community Grant	29/03/2024	704.00
EF167517	10384	Progilty Pty Ltd	Communication Services	29/03/2024	15,840.00
EF167518	10483	Landgate	Mapping/Land Title Searches	29/03/2024	6,104.00
EF167519	10526	E & Mj Rosher Pty Ltd	Mower Equipment	29/03/2024	12,391.27
EF167520	10535	Workpower Incorporated	Employment Services - Planting	29/03/2024	11,002.11
EF167521	10589	Fines Enforcement Registry	Fines Enforcement Fees	29/03/2024	7,264.50
EF167522	10683	Gronbek Security	Locksmith Services	29/03/2024	527.65
EF167523	10724	Hoffman Architecture	Architects	29/03/2024	13,200.00
EF167524	10787	Jandakot Accident Repair Centre	Panel Beating Services	29/03/2024	2,000.00
EF167525	10913	Bucher Municipal Pty Ltd	Purchase Of New Plant / Repair Services	29/03/2024	4,262.20
EF167526	10923	Major Motors Pty Ltd	Repairs/Maintenance Services	29/03/2024	1,119.56
EF167527	10944	Mcleods	Legal Services	29/03/2024	9,697.17
EF167528	10991	Beacon Equipment	Mowing Equipment	29/03/2024	1,174.90
EF167529	11036	Northlake Electrical Pty Ltd	Electrical Services	29/03/2024	42,787.91
EF167530	11152	Fulton Hogan Industries Pty Ltd	Road Maintenance	29/03/2024	5,699.10
EF167531	11182	Premium Brake & Clutch Services Pty Ltd	Brake Services	29/03/2024	9,191.05
EF167532	11284	The Royal Life Saving Society Wa Inc Pty Ltd	Training Services	29/03/2024	1,540.00
EF167533	11307	Satellite Security Services Pty Ltd	Security Services	29/03/2024	3,179.00
EF167534	11308	Boss Industrial Formally Sba Supplies	Hardware Supplies	29/03/2024	1,616.68

EF167535	11387	Bibra Lake Soils	Soil & Limestone Supplies	29/03/2024	200.00
EF167536	11469	Sports Turf Technology Pty Ltd	Turf Consultancy Services	29/03/2024	4,532.00
EF167537	11483	St John Ambulance Aust Wa Operations	First Aid Courses	29/03/2024	38.00
EF167538	11502	State Law Publisher	Advertising Services	29/03/2024	873.60
EF167539	11625	Nutrien Water	Reticulation Supplies	29/03/2024	13,182.49
EF167540	11635	City Of Kwinana	Contribution To Lsl & Advertising	29/03/2024	1,417.44
EF167541	11642	Trailer Parts Pty Ltd	Trailer Parts	29/03/2024	2,781.59
EF167542	11651	Tree Watering Services	Tree Watering Services	29/03/2024	9,112.00
EF167543	11701	Vibra Industrial Filtration Australasia	Filter Supplies	29/03/2024	771.10
EF167544	11710	Volunteering Wa	Subscriptions	29/03/2024	190.00
EF167545	11722	Wa Hino Sales & Service	Purchase Of New Trucks / Maintenance	29/03/2024	1,331.86
EF167546	11787	Department Of Transport	Vehicle Search Fees	29/03/2024	3,154.80
EF167547	11793	Western Irrigation Pty Ltd	Irrigation Services/Supplies	29/03/2024	44,669.57
EF167548	11806	Westrac Pty Ltd	Repairs/Mtnce - Earthmoving Equipment	29/03/2024	4,327.46
EF167549	11854	Zipform Pty Ltd	Printing Services	29/03/2024	1,647.82
EF167550	12014	Tutt Bryant Equipment Bt Equipment Pty Ltd T/As	Excavating/Earthmoving Equipment	29/03/2024	5,359.88
EF167551	12153	Hays Personnel Services Pty Ltd	Employment Services	29/03/2024	16,628.82
EF167552	12394	Mp Rogers & Associates	Consultancy Services - Marine	29/03/2024	5,715.60
EF167553	12497	Trophy Choice	Trophy Supplies	29/03/2024	1,390.00
EF167554	12620	Mackay Urban Design	Design Workshop	29/03/2024	480.00
EF167555	12685	Trcb Taylor Robinson Unit Trust	Architectural Services	29/03/2024	16,218.40
EF167556	13102	Michael Page International (Australia) Pty Ltd	Employment Services	29/03/2024	1,744.28
EF167557	13475	The Trustee For Burgess Rawson Wa Unit Trust Burgess Rawson (Wa)	Property Management	29/03/2024	22,460.37
EF167558	13558	Etc Solutions	Consultants Services	29/03/2024	1,622.50
EF167559	13825	Jackson Mcdonald	Legal Services	29/03/2024	762.30
EF167560	13834	Sulo Mgb Australia Pty Ltd	Mobile Garbage Bins	29/03/2024	26,149.55
EF167561	13873	Cockburn Ses	Traffic Management Services	29/03/2024	6,600.00
EF167562	13998	Air & Power Pty Ltd	Mechanical Parts	29/03/2024	1,420.72
EF167563	14530	Donald Veal Consultants Pty Ltd	Consultancy Services	29/03/2024	20,693.75
EF167564	15003	Dadaa Ltd	Community Grant	29/03/2024	2,394.32
EF167565	15271	Ple Computers Pty Ltd	Computer Hardware	29/03/2024	137.32
EF167566	15393	Stratagreen	Hardware Supplies	29/03/2024	3,381.31
EF167567	15550	Apace Aid Inc	Plants & Landscaping Services	29/03/2024	1,270.00
EF167568	15588	Natural Area Consulting Management Services	Weed Spraying	29/03/2024	33,025.82
EF167569	15746	Western Australia Police Service	Police Clearances	29/03/2024	17.00
EF167570	15895	Royal Wolf Trading Australia Pty Ltd	Container Hire	29/03/2024	507.78
EF167571	16064	Cms Engineering	Airconditioning Services	29/03/2024	12,915.63
EF167572	16107	Wren Oil	Waste Disposal Services	29/03/2024	33.00
EF167573	16235	Dave Johnson	Entertainment - Music	29/03/2024	500.00
EF167574	16698	Tidy Up	Rubbish Removal	29/03/2024	2,417.50

EF167575	16979	Japanese Truck And Bus Spares Pty Ltd	Spare Parts - Automotive	29/03/2024	2,066.25
EF167576	16985	Wa Premix	Concrete Supplies	29/03/2024	3,086.16
EF167577	17343	Rac Businesswise	Membership Subscription	29/03/2024	417.00
EF167578	17555	Maia Financial	Equipment Lease Payments	29/03/2024	30,236.80
EF167579	18203	Natsync Environmental	Pest Control	29/03/2024	818.50
EF167580	18407	Ripe Art	Catering Services - Edible Art	29/03/2024	550.00
EF167581	18446	Artzplace Inc	Cultural Grant	29/03/2024	950.00
EF167582	18533	Friends Of The Community Inc.	Donation	29/03/2024	495.00
EF167583	18962	Sealanes (1985) P/L	Catering Supplies	29/03/2024	650.95
EF167584	19533	Woolworths Group Ltd (Woolworths & Big W)	Groceries	29/03/2024	1,299.30
EF167585	20000	Aust West Auto Electrical Pty Ltd	Auto Electrical Services	29/03/2024	17,033.33
EF167586	20146	Data#3 Limited	Contract It Personnel & Software	29/03/2024	105,567.63
EF167587	20321	Riverjet Pty Ltd	Educting-Cleaning Services	29/03/2024	19,470.00
EF167588	20549	A1 Carpet, Tile & Grout Cleaning	Cleaning Services - Tiles/Carpet	29/03/2024	3,300.00
EF167589	20885	Tactile Indicators Perth	Tactiles	29/03/2024	11,432.00
EF167590	21294	Cat Haven	Animal Services	29/03/2024	490.05
EF167591	21627	Manheim Pty Ltd	Impounded Vehicles	29/03/2024	984.50
EF167592	21678	Iannello Designs	Graphic Design	29/03/2024	1,386.00
EF167593	21744	Jb Hi Fi - Commercial	Electronic Equipment	29/03/2024	2,612.14
EF167594	21946	Ryan's Quality Meats	Meat Supplies	29/03/2024	1,552.64
EF167595	22106	Intelife Group	Services - Daip	29/03/2024	7,827.44
EF167596	22388	Carrington's Traffic Services	Traffic Management Services	29/03/2024	1,188.00
EF167597	22404	Cleverpatch Pty Ltd	Arts/Craft Supplies	29/03/2024	1,585.26
EF167598	22553	Brownes Food Operations	Catering Supplies	29/03/2024	934.50
EF167599	22569	Sonic Health Plus Pty Ltd	Medical Services	29/03/2024	3,843.61
EF167600	22613	Vicki Royans	Artistic Services	29/03/2024	450.00
EF167601	22639	Shatish Chauhan	Training Services - Yoga	29/03/2024	1,860.00
EF167602	22658	South East Regional Centre For Urban Landcare Inc (Sercul)	Urban Landcare Services	29/03/2024	11,878.51
EF167603	22806	Chevron Australia Downstream Fuels Pty Ltd	Fuel Supplies	29/03/2024	79,815.23
EF167604	22864	Supacool Refrigeration & Air Conditioning	Air Conditioning	29/03/2024	4,959.00
EF167605	22903	Unique International Recoveries Llc	Debt Collectors	29/03/2024	384.00
EF167606	23288	Ariane Roemmele	Amusement - Children's Activities	29/03/2024	200.00
EF167607	23351	Cockburn Gp Super Clinic Limited T/A Cockburn Integrated Health	Leasing Fees	29/03/2024	1,157.94
EF167608	23457	Totally Workwear Fremantle	Clothing - Uniforms	29/03/2024	4,803.24
EF167609	23570	A Proud Landmark Pty Ltd	Landscape Contruction Services	29/03/2024	16,072.10
EF167610	24506	Amaranti's Personal Training	Personal Training Services	29/03/2024	880.00
EF167611	24595	Contemporary Image Photography Pty Ltd	Photography Services	29/03/2024	665.50
EF167612	24655	Automasters Spearwood	Vehicle Servicing	29/03/2024	3,009.45
EF167613	24736	Zenien	Cctv Camera Licences	29/03/2024	13,263.76
EF167614	24748	Pearmans Electrical & Mechanical Services P/L	Electrical Services	29/03/2024	14,472.45

EF167615	24974	Scott Print	Printing Services	29/03/2024	3,388.00
EF167616	25063	Superior Pak Pty Ltd	Vehicle Maintenance	29/03/2024	453.75
EF167617	25102	Fremantle Mobile Welding	Welding Services	29/03/2024	3,630.00
EF167618	25121	Imagesource Digital Solutions	Billboards	29/03/2024	1,846.90
EF167619	25127	Milmar Distributors	Printing Services - Id Cards	29/03/2024	104.50
EF167620	25201	Jtagz Pty Ltd	Wriststraps	29/03/2024	2,082.30
EF167621	25418	Cs Legal	Legal Services	29/03/2024	497.50
EF167622	25586	Envirovap Pty Ltd	Hire Of Leachate Units	29/03/2024	27,610.00
EF167623	25731	Wheelie Clean	Cleaning Services	29/03/2024	617.10
EF167624	25736	Blue Tang (Wa) Pty Ltd T/As Emerge Associates (The Trustee For The F	Consultancy Services	29/03/2024	1,760.00
EF167625	26195	Play Check	Consulting Services	29/03/2024	770.00
EF167626	26257	Paperbark Technologies Pty Ltd	Arboricultural Consultancy Services	29/03/2024	7,664.93
EF167627	26303	Gecko Contracting Turf & Landscape Maintenance	Turf & Landscape Maintenance	29/03/2024	312,317.93
EF167628	26314	Cpe Group	Temporary Employment Services	29/03/2024	2,071.20
EF167629	26399	Paperscout The Trustee For Peters Morrison Family Trust	Graphic Design Services	29/03/2024	4,279.00
EF167630	26449	Eco Shark Barrier Pty Ltd	Leasing Fee For Shark Barrier	29/03/2024	10,569.00
EF167631	26470	Scp Conservation	Fencing Services	29/03/2024	51,205.00
EF167632	26535	Janetia Knapp	Purchase Of Artwork	29/03/2024	2,350.00
EF167633	26558	Healthcare Australia Pty Ltd	Temporary Employment Services	29/03/2024	888.35
EF167634	26574	Eva Bellydance	Entertainment - Belly Dancing	29/03/2024	300.00
EF167635	26623	Sigma Chemicals Cromag Pty Ltd (Sigma Chemicals)	Chemicals - Pool	29/03/2024	3,136.38
EF167636	26625	Andover Detailers	Car Detailing Services	29/03/2024	871.14
EF167637	26677	Australia And New Zealand Recycling Platform Limited	Not- For-Profit Member Services Body	29/03/2024	3,911.02
EF167638	26679	La Mint Events & Catering	Catering	29/03/2024	528.00
EF167639	26705	Creative Adm	Marketing Services	29/03/2024	13,591.60
EF167640	26735	Shane McMaster Surveys	Survey Services	29/03/2024	10,010.00
EF167641	26739	Kerb Doctor	Kerb Maintenance	29/03/2024	2,258.33
EF167642	26754	Connect Call Centre Services	Call Centre Services	29/03/2024	4,213.22
EF167643	26782	Soft Landing	Recycling Services	29/03/2024	6,789.12
EF167644	26800	The Goods	Retail	29/03/2024	141.25
EF167645	26812	Brooks Choice Removals	Removalists	29/03/2024	4,158.00
EF167646	26813	Buswest	Bus Hire	29/03/2024	3,908.00
EF167647	26822	Cse Crosscom Pty Ltd	Communication Equipment	29/03/2024	20,091.50
EF167648	26843	Ergolink	Ergonomic Office Furniture	29/03/2024	648.85
EF167649	26851	Barrett Exhibition Group Pty Ltd	Dsipaly Equipment	29/03/2024	10,303.70
EF167650	26888	Media Engine	Graphic Design, Marketing, Video Product	29/03/2024	270.00
EF167651	26898	Spandex Asia Pacific Pty Ltd	Signage Supplier	29/03/2024	14,819.00
EF167652	26923	Woodlands	Rubbish Collection Equipment	29/03/2024	45,545.45
EF167653	26929	Elan Energy Matrix Pty Ltd	Recycling Services	29/03/2024	2,123.40
EF167654	26932	Central Regional Tafe	Tafe	29/03/2024	211.49

EF167655	26946	Av Truck Services Pty Ltd	Truck Dealership	29/03/2024	642.65
EF167656	26957	Jbs & G Australia Pty Ltd	Consultancy - Enviromental	29/03/2024	23,203.40
EF167657	26964	South Metropolitan Tafe	Education	29/03/2024	240.54
EF167658	26985	Access Icon Pty Ltd	Drainage Products	29/03/2024	15,180.00
EF167659	26988	Bladon Wa Pty Ltd	Promotional Products	29/03/2024	21,284.01
EF167660	27006	Bibra Lake Iga Xpress	Liquor Supplies	29/03/2024	1,411.28
EF167661	27010	Quantum Building Services Pty Ltd	Building Maintenance	29/03/2024	24,799.45
EF167662	27011	Baileys Marine Fuel Australia	Fuel	29/03/2024	433.05
EF167663	27031	Downer Edi Works Pty Ltd	Asphalt Services	29/03/2024	66,172.67
EF167664	27034	Adelby Pty Ltd	Firebreak Construction	29/03/2024	561.00
EF167665	27044	Graffiti Systems Australia	Graffiti Removal & Anti-Graffiti Coating	29/03/2024	18,304.00
EF167666	27059	Frontline Fire & Rescue Equipment	Manufacture-Fire Vehicles/Equipment	29/03/2024	324.50
EF167667	27065	Westbooks	Books	29/03/2024	6,001.07
EF167668	27082	Kulbardi Pty Ltd	Stationery Supplies	29/03/2024	1,243.75
EF167669	27085	Savills Project Management Pty Ltd	Project Management	29/03/2024	5,757.67
EF167670	27093	Magnetic Automation Pty Ltd	Gates/Barriers	29/03/2024	682.00
EF167671	27098	Q2 (Q-Squared)	Digital Data Service	29/03/2024	4,125.00
EF167672	27115	A Plus Training Solutions Pty Ltd	Small Plant Safety Training	29/03/2024	375.00
EF167673	27131	West Coast Commercial Industries	Lockers	29/03/2024	8,096.00
EF167674	27144	Property Valuation & Advisory (Wa) Pty Ltd	Valuation Services	29/03/2024	1,925.00
EF167675	27154	Veolia Recycling & Recovery Pty Ltd	Waste Services	29/03/2024	90,976.27
EF167676	27168	Nightlife Music Pty Ltd	Music Management	29/03/2024	465.53
EF167677	27177	Rentokil Initial Pty Ltd (Initial Hygiene)	Hygiene	29/03/2024	3,524.05
EF167678	27188	Para Mobility	Disability Equipment	29/03/2024	1,463.00
EF167679	27198	Green Promotions Pty Ltd	Promotional Supplies	29/03/2024	6,556.77
EF167680	27222	Ashton Safety Health Environment	Safety, Health, Environment Consulting	29/03/2024	1,968.95
EF167681	27225	Wsp Australia Pty Ltd	Engineering	29/03/2024	17,529.60
EF167682	27241	Landscape Elements	Landscaping Services	29/03/2024	57,867.47
EF167683	27246	Veale Auto Parts	Spare Parts Mechanical	29/03/2024	683.70
EF167684	27348	Message Media	Telecommunications	29/03/2024	256.61
EF167685	27351	Programmed Property Services	Property Maintenance	29/03/2024	7,898.00
EF167686	27374	Southern Cross Cleaning	Commercial Cleaning	29/03/2024	9,576.72
EF167687	27377	Accidental Health And Safety - Perth	First Aid Supplies	29/03/2024	3,921.06
EF167688	27381	Fit For Life Exercise Physiology	Exercise Classes	29/03/2024	2,277.00
EF167689	27396	Ankeet Mehta Spearwood Newspaper Round Delivery	Newspaper Delivery	29/03/2024	35.85
EF167690	27401	Emprise Mobility	Mobility Equipment	29/03/2024	5,363.50
EF167691	27404	K2 Audiovisual Pty Ltd	Audio Visual Equipment	29/03/2024	31,240.00
EF167692	27410	The Kit Bag	Ppe Clothing	29/03/2024	4,469.50
EF167693	27423	Mechanical Project Services Pty Ltd	Airconditioning Services	29/03/2024	14,277.66
EF167694	27427	Home Chef	Cooking/Food Services	29/03/2024	515.90

EF167695	27431	United Diamond Tools	Tools	29/03/2024	1,320.00
EF167696	27432	Lg Solutions Pty Ltd	Financial Services	29/03/2024	8,525.00
EF167697	27437	Pb Reticulation & Maintenance Services Pty Ltd	Irrigation Services	29/03/2024	1,367.30
EF167698	27443	Global Food Safety Auditing	Auditing Services	29/03/2024	742.50
EF167699	27455	The Trustee For Ssh Group Safety Trust Ocula (Aus)	Cctv Parts	29/03/2024	82,078.48
EF167700	27499	Hodge Collard Preston Architects	Architects	29/03/2024	28,199.22
EF167701	27518	Kyocera Document Solutions Australia Pty Ltd	Photocopying Machines	29/03/2024	4,076.69
EF167702	27539	Jasmin Carpentry & Maintenance	Carpentry	29/03/2024	632.50
EF167703	27546	Bpa Engineering	Consultancy - Engineering	29/03/2024	1,152.80
EF167704	27548	Standing Fork	Catering	29/03/2024	11,110.00
EF167705	27560	Artem Design Studio Pty Ltd	Architectural Services	29/03/2024	453.75
EF167706	27566	Thuroona Services	Asbestos Removal	29/03/2024	8,393.00
EF167707	27579	Soco Studios	Photography Services	29/03/2024	3,657.50
EF167708	27596	Allwest Plant Hire Australia Pty Ltd	Plant Hire And Civil Contracting	29/03/2024	16,940.00
EF167709	27622	Trugrade Medical Supplies	Medical Supplies	29/03/2024	104.44
EF167710	27630	K-Line Fencing Group	Fencing	29/03/2024	2,002.00
EF167711	27631	Aquatic Services Wa Pty Ltd	Pool Equipment & Maintenance	29/03/2024	8,723.40
EF167712	27637	Aqua Research And Monitoring Services	Marine Services	29/03/2024	358.00
EF167713	27657	Positive Balance Massage	Massage Therapy	29/03/2024	100.00
EF167714	27664	Disability Awareness Training	Training Disabilities	29/03/2024	1,500.00
EF167715	27676	Blue Force Pty Ltd	Security Services	29/03/2024	1,853.09
EF167716	27684	Jani Murphy Pty Ltd	Training	29/03/2024	3,088.80
EF167717	27695	Qtm Pty Ltd	Traffic Management	29/03/2024	67,348.88
EF167718	27701	Perth Better Homes	Shade Sails	29/03/2024	550.00
EF167719	27720	Bj Systems	Security Services	29/03/2024	670.97
EF167720	27797	City Lift Services Pty Ltd	Lift Maintenance	29/03/2024	2,794.00
EF167721	27807	Jason Latimer	Software	29/03/2024	1,274.35
EF167722	27829	Smec Australia Pty Ltd	Consultancy - Engineering	29/03/2024	36,240.78
EF167723	27850	Dowsing Group Pty Ltd	Concreting Services	29/03/2024	14,712.28
EF167724	27855	Total Landscape Redevelopment Service Pty Ltd	Tree Watering	29/03/2024	58,597.00
EF167725	27873	Playground Safety Inspectors Australia Pty Ltd (Psia)	Training	29/03/2024	2,970.00
EF167726	27886	Bbc Entertainment	Entertainment Agency	29/03/2024	1,100.00
EF167727	27890	Tabec Pty Ltd	Engineering Services	29/03/2024	5,456.00
EF167728	27894	Homecare Physiotherapy	Healthcare	29/03/2024	18,763.73
EF167729	27909	Fe Technologies	Rfid Equipment And Tags	29/03/2024	2,822.60
EF167730	27917	Go Doors Advanced Automation	Door Maintenance & Repair	29/03/2024	24,287.69
EF167731	27926	Sine Group Pty Ltd	Computer Software	29/03/2024	1,834.80
EF167732	27953	Truckline	Spare Parts, Truck/Trailer	29/03/2024	42.53
EF167733	27965	Stantec Australia Pty Ltd	Engineering Services	29/03/2024	63,274.20
EF167734	27984	Sabrina Fenwick	Exercice Classes	29/03/2024	800.00

EF167735	27992	Learning Horizons	Training/Education	29/03/2024	31,350.00
EF167736	28003	Taylor Made Design	Graphic Design	29/03/2024	1,386.00
EF167737	28025	The Nappy Guru	Nappy Workshops	29/03/2024	450.00
EF167738	28049	Copy Magic	Printing Services	29/03/2024	2,994.85
EF167739	28053	Zoic Environmental Pty Ltd	Consultancy - Enviromental	29/03/2024	550.00
EF167740	28058	Sage Consulting Engineers Pty Ltd	Consultancy - Engineering	29/03/2024	7,167.60
EF167741	28080	Yacht Grot 1985 Pty Ltd	Marine	29/03/2024	110.00
EF167742	28082	For Blue Pty Ltd	Consultancy - Economic	29/03/2024	33,000.00
EF167743	28090	K Craft Building	Construction	29/03/2024	22,620.84
EF167744	28136	Shore Water Marine Pty Ltd	Marine Repair & Maintenance Services	29/03/2024	19,997.08
EF167745	28141	Lessen With Peg- Rethink Waste	Waste Education	29/03/2024	900.00
EF167746	28168	Sifting Sands	Sand Cleaning	29/03/2024	8,565.70
EF167747	28176	Meshed Pty Ltd	Lorawan lot Networks, lot Solutions	29/03/2024	484.00
EF167748	28189	Mercury Messengers Pty Ltd	Courier Service	29/03/2024	405.91
EF167749	28191	Enviro Sweep	Sweeping Services	29/03/2024	2,028.97
EF167750	28197	Lite N Easy Pty Ltd	Food Supplies	29/03/2024	1,997.71
EF167751	28201	Select Fresh	Food Supplies	29/03/2024	517.03
EF167752	28211	Nordic Fitness Equipment	Fitness Equipment	29/03/2024	3,689.50
EF167753	28214	Beyond Skateboarding	Skateboarding Clinics	29/03/2024	10,835.00
EF167754	28215	Complete Office Supplies Pty Ltd	Stationery	29/03/2024	17,782.11
EF167755	28228	Delta Roofing Pty Ltd	Roofing Services	29/03/2024	3,492.50
EF167756	28233	Western Maze Wa Pty Ltd	Waste Collection Services	29/03/2024	35,854.50
EF167757	28241	Swift Flow Pty Ltd	Plumbing	29/03/2024	31,207.15
EF167758	28243	Billabong Mobile Accommodation Pty Ltd Event Flooring Wa	Event Flooring And Stage Barriers	29/03/2024	1,342.00
EF167759	28246	Hendercare	Nursing Services	29/03/2024	2,460.79
EF167760	28258	Garden Care West	Gardening Services	29/03/2024	288.75
EF167761	28261	Hazed Services Pty Ltd	Safety - Roof	29/03/2024	16,093.73
EF167762	28264	Garden Organics	Organics Processing	29/03/2024	57,988.63
EF167763	28265	Tree Care Wa	Vegetation Maintenance Services	29/03/2024	46,168.37
EF167764	28270	Volunteer Home Support	Aged Care	29/03/2024	136.40
EF167765	28275	Farrington Dry Cleaners	Dry Cleaning	29/03/2024	140.55
EF167766	28277	Gesha Coffee Co	Coffee Supplies	29/03/2024	1,395.60
EF167767	28289	Grafton General Products	Mobility Equipment	29/03/2024	528.00
EF167768	28292	Emerg Solutions Pty. Ltd.	Emergency Management	29/03/2024	2,560.00
EF167769	28297	Techbrain	It Consultancy	29/03/2024	693.00
EF167770	28301	Bondin All Metals	Marine Welding, Fabrication	29/03/2024	4,928.00
EF167771	28303	Miracle Recreation Equipment	Playground Equipment	29/03/2024	9,467.70
EF167772	28312	Catch Music Inc	Music Lessons	29/03/2024	330.00
EF167773	28371	Flexi Staff	Employment Services	29/03/2024	51,496.14
EF167774	28380	Van Ryt Industries Pty Ltd	Playground Equip	29/03/2024	15,210.80

EF167775	28381	Sandwai Pty Ltd	Software	29/03/2024	1,887.60
EF167776	28392	Mcs Civil Contracting	Engineering/Earthworks	29/03/2024	24,576.75
EF167777	28403	Flow Water Services Pty Ltd	Irrigation And Engineering	29/03/2024	5,027.55
EF167778	28410	Wa Temporary Fencing Supplies	Hire Fencing	29/03/2024	533.50
EF167779	28426	Power Paving Pty Ltd	Paving Services	29/03/2024	10,978.00
EF167780	28428	Wa Bolts Pty Ltd	Fixings & Fasteners	29/03/2024	30.00
EF167781	28437	Building & Industrial Cleaning Services	Clenaing Services	29/03/2024	62,439.89
EF167782	28449	Sheridans	Manufacturing	29/03/2024	1,140.32
EF167783	28454	Aussie Natural Spring Water	Water Supplies	29/03/2024	193.50
EF167784	28461	Carealert	Entertainment	29/03/2024	6.49
EF167785	28463	Antree Dnh Pty Ltd	Gardening	29/03/2024	3,923.70
EF167786	28471	Telstra Limited	Telecommunications	29/03/2024	17,509.38
EF167787	28491	Amc Jakovich Function Centre T/As Development Wa (Amc Jakovich Fu	Function Centre	29/03/2024	2,367.00
EF167788	28511	Pet Stock South Fremantle	Pet Product Supplier	29/03/2024	127.33
EF167789	28516	Classic Hire	Equipment Hire	29/03/2024	157.30
EF167790	28522	Bing Technologies Pty Ltd	Mailing Services	29/03/2024	823.58
EF167791	28532	Oil & Energy Pty. Ltd.	Lubricant Supplier	29/03/2024	2,514.64
EF167792	28547	Eco Faeries	Family Education And Entertainment	29/03/2024	1,860.00
EF167793	28566	Prime Civil Pty Ltd	Civil Construction	29/03/2024	99,704.00
EF167794	28569	Choiceone Pty Ltd	Recruitment Services	29/03/2024	27,975.17
EF167795	28580	Successful Projects	Project Management, Planning &Scheduling	29/03/2024	3,210.28
EF167796	28584	Ausco Modular Pty Ltd	Hire Services	29/03/2024	2,454.61
EF167797	28587	Sos Mechanical Solutions	Mechanical Services (Hvac)	29/03/2024	1,086.25
EF167798	28610	Green Values Australia	Environmental Consultancy	29/03/2024	7,148.90
EF167799	28616	Led Signs	Digital Signs And Displays	29/03/2024	594.00
EF167800	28622	Hatch Pty Ltd	Engineering Services	29/03/2024	14,356.93
EF167801	28632	Total Connections Pty Ltd	Hose, Hydraulics & Fire Protection Servi	29/03/2024	30,834.68
EF167802	28655	Rockingham Glass Reads West Coast Maintenance Pty Ltd	Emergency Glass Repair	29/03/2024	1,525.68
EF167803	28663	Freestyle Now Shaun Travis Jarvis	Skatepark Activation	29/03/2024	3,437.50
EF167804	28671	Horizons West Bus And Coachlines	Transport	29/03/2024	903.50
EF167805	28682	Expandabrand	Event And Promotional Branding	29/03/2024	2,505.80
EF167806	28688	Duratec Australia	Engineering, Construction & Maintenance	29/03/2024	31,887.00
EF167807	28691	Kgo Enterprises Pty Ltd Perth Bouncy Castle Hire	Entertainment - Amusement & Inflatables	29/03/2024	3,536.50
EF167808	28700	Securitech Consultancy Solutions Pty Ltd Full Circle Partners Pty Ltd	It Recruitment And Consultancy Services	29/03/2024	10,302.19
EF167809	28703	Altus Planning Pty Ltd	Altus Planning	29/03/2024	2,750.00
EF167810	28710	Premier Envelopes Australia Pty Ltd	Supply & Printing Of Envelops	29/03/2024	337.81
EF167811	28740	The Trustee For The Carus Thompson Family Trust Carus Thompson Fa	Music	29/03/2024	1,650.00
EF167812	28743	Access Without Barriers Pty Ltd	Construction	29/03/2024	15,818.44
EF167813	28750	Logozzo, Melissa Natalie	Artist And Photographer	29/03/2024	600.00
EF167814	28757	Kee Hire Pty Ltd	Plant And Equipment Hire	29/03/2024	14,993.00

EF167815	28759	Bellingham Marine Australia Pty Ltd	Marina Construction	29/03/2024	1,887.55
EF167816	28765	Event Artillery Pty Ltd	Hire Furniture	29/03/2024	628.00
EF167817	28767	The Trustee For Bugbusters Unit Trust Bug Busters	Pest Control	29/03/2024	5,137.00
EF167818	28771	Safety Australia Group Pty Ltd	Training And Recruitment	29/03/2024	2,910.60
EF167819	28778	Isunsubscribe Pty Limited	Magazine Subscription Company	29/03/2024	2,685.03
EF167820	28783	Shape Urban Pty Ltd	Planning And Stakeholder Engagement	29/03/2024	11,940.50
EF167821	28787	Blue Assist Pty Ltd	Supply And Install Emergency Help Device	29/03/2024	1,923.45
EF167822	28798	Greenshed Pty Ltd Living Turf	Gardening - Horticulture Products	29/03/2024	1,193.50
EF167823	28800	Bolinda Digital Pty Ltd	Audiobook Publishing And Technology	29/03/2024	5,086.62
EF167824	28804	Omada Active Pty Ltd The Hike Collective	Speaking	29/03/2024	550.00
EF167825	28805	Auswest Coatings Pty Ltd	Waterproofing Contracting	29/03/2024	4,631.00
EF167826	28809	Kaizen K9 Pty Ltd	Dog Training	29/03/2024	3,300.00
EF167827	99996	Kimberley Griffiths	Rates And Property Related Refunds	29/03/2024	30.00
EF167828	99996	Skewerz Group Pty Ltd	Rates And Property Related Refunds	29/03/2024	424.00
EF167829	99996	Coconutz Ice Cream	Rates And Property Related Refunds	29/03/2024	46.00
EF167830	99996	M D Tolliday	Rates And Property Related Refunds	29/03/2024	885.00
EF167831	99996	Wanneroo Patios	Rates And Property Related Refunds	29/03/2024	147.00
EF167832	99996	Prime Projects	Rates And Property Related Refunds	29/03/2024	953.60
EF167833	99996	Empower Solar Australia	Rates And Property Related Refunds	29/03/2024	261.68
EF167834	99996	Barbara Del Fante	Rates And Property Related Refunds	29/03/2024	453.21
EF167835	99996	Gavin Dean Cornish	Rates And Property Related Refunds	29/03/2024	1,500.00
EF167836	99996	Aimee Elise	Rates And Property Related Refunds	29/03/2024	56.44
EF167837	99996	Nadia Celesti	Rates And Property Related Refunds	29/03/2024	288.00
EF167838	99996	Phyllis Starr	Rates And Property Related Refunds	29/03/2024	300.00
EF167839	99996	Qube Hammond Link Pty Ltd	Rates And Property Related Refunds	29/03/2024	12,270.87
EF167840	99996	Rosalie Strother	Rates And Property Related Refunds	29/03/2024	432.00
EF167841	99996	Susan Power	Rates And Property Related Refunds	29/03/2024	1,738.78
EF167842	99996	Prudence Taylor	Rates And Property Related Refunds	29/03/2024	808.00
EF167843	99996	Delstrat Pty Ltd	Rates And Property Related Refunds	29/03/2024	220.00
EF167844	99996	Qube Wattleup Development Pty Ltd	Rates And Property Related Refunds	29/03/2024	2,930.21
EF167845	99996	David J Irvine	Rates And Property Related Refunds	29/03/2024	117.00
EF167846	99996	Leander Smith	Rates And Property Related Refunds	29/03/2024	432.00
EF167847	99996	Astrum Investments Pty Ltd	Rates And Property Related Refunds	29/03/2024	1,731.00
EF167848	99996	Prd Perth	Rates And Property Related Refunds	29/03/2024	412.50
EF167849	99996	Vanessa Martins	Rates And Property Related Refunds	29/03/2024	2,221.24
EF167850	99996	Housing Authority	Rates And Property Related Refunds	29/03/2024	13,325.80
EF167851	99996	Tammy Kearns	Rates And Property Related Refunds	29/03/2024	483.00
EF167852	99996	Yvonne R Austin	Rates And Property Related Refunds	29/03/2024	540.26
EF167853	99996	Vivid Property Perth	Rates And Property Related Refunds	29/03/2024	434.00
EF167854	99996	Reginald T Davies	Rates And Property Related Refunds	29/03/2024	695.75

EF167855	99996	Pamela Pearce	Rates And Property Related Refunds	29/03/2024	331.00
EF167856	99996	Gay Atkins	Rates And Property Related Refunds	29/03/2024	2,008.00
EF167857	99996	Israel G Sanchez	Rates And Property Related Refunds	29/03/2024	800.00
EF167858	99996	Beckley Conveyancing	Rates And Property Related Refunds	29/03/2024	1,396.97
EF167859	11867	Kevin John Allen	Elected Member Sitting Fees & Allowances	28/03/2024	2,770.73
EF167860	12740	Logan Howlett	Elected Member Sitting Fees & Allowances	28/03/2024	11,901.26
EF167861	19059	Carol Reeve-Fowkes	Elected Member Sitting Fees & Allowances	28/03/2024	2,848.03
EF167862	25353	Philip Eva	Elected Member Sitting Fees & Allowances	28/03/2024	2,774.86
EF167863	27326	Michael Separovich	Elected Member Sitting Fees & Allowances	28/03/2024	2,757.39
EF167864	27327	Chontelle Stone	Monthly Elected Member Allowance	28/03/2024	4,741.66
EF167865	27871	Tom Widenbar	Elected Member Sitting Fees & Allowances	28/03/2024	2,803.64
EF167866	27872	Phoebe Corke	Elected Member Sitting Fees & Allowances	28/03/2024	2,771.05
EF167867	28238	Tarun Dewan	Elected Member Sitting Fees & Allowances	28/03/2024	2,852.31
EF167868	28717	Carol Lechun Zhang	Elected Member Sitting Fees & Allowances	28/03/2024	2,799.49
EF167869	10747	linet Limited	Internet Services	29/03/2024	1,009.88
EF167870	11758	Water Corp Utility Account Only - Please Refer To 11760 When Raising	Water Usage / Sundry Charges	29/03/2024	80,871.55
EF167871	11760	Water Corporation	Sewer Easement	29/03/2024	768.32
EF167872	11794	Synergy	Electricity Usage/Supplies	29/03/2024	24,201.10
EF167873	28571	Perth Energy Pty Ltd	Energy Supply	29/03/2024	319.75
EF167874	99997	Dawn Cullen	Senior Security Rebate	29/03/2024	200.00
EF167875	99997	Jana Sturis	Bird Bath Rebate - J Sturis	29/03/2024	29.99
EF167876	99997	Brittany Hulme	Nappy & Sanitary Rebate - B Hulme	29/03/2024	50.00
EF167877	99997	Ashlea Fletcher	Nappy & Sanitary Rebate - A Fletcher	29/03/2024	50.00
EF167878	99997	RI Lj Hamilton	Nappy & Sanitary - Rachael Hamilton	29/03/2024	50.00
EF167879	99997	Maeve O'brien (Sheryl Gill)	Nappy & Sanitary Rebate - S Gill	29/03/2024	100.00
EF167880	99997	Tobias Ryan	Nappy & Sanitary Rebate - T Ryan	29/03/2024	100.00
EF167881	99997	Kovieva Fremy	Nappy & Sanitary Rebate - K Fremy	29/03/2024	35.98
EF167882	99997	Allan Raymond Johns	Bird Bath Rebate - A R Johns	29/03/2024	39.99
EF167883	99997	Kovieva Fremy	Nappy And Sanitary Product Rebate	29/03/2024	100.00
EF167884	99997	Cristy Jane Burne	Two Sessions At Coogee Live	29/03/2024	600.00
EF167885	99997	Fun Faces Perth	Easter Fair - Face Painting	29/03/2024	1,350.00
EF167886	99997	Lucy Atkinson	Catering (Subway) For The Change Managem	29/03/2024	248.00
EF167887	99997	Cora Baxter	Refund-Lost Books	29/03/2024	5.50
EF167888	99997	Harrison Coote	Refund-Lost Books	29/03/2024	5.50
EF167889	99997	Kevin Deng	Refund-Lost Books	29/03/2024	13.20
EF167890	99997	Derek Lem	Refund-Lost Books	29/03/2024	12.17
EF167891	99997	Neil Bell	Refund-Lost Books	29/03/2024	8.80
EF167892	99997	Kongkham Pennington	Refund-Lost Books	29/03/2024	9.90
EF167893	99997	Piper Van Wollingen	Refund-Lost Books	29/03/2024	13.48
EF167894	99997	Jacob Mansell	Refund-Lost Books	29/03/2024	28.60

EF167895	99997	Nellie Holohan	Talent Contest Prize	29/03/2024	300.00
EF167896	99997	Zarli Ross	Talent Contest Prize	29/03/2024	200.00
EF167897	99997	Jenelle Russo	Talent Prize - Miles/ Vilolet/ Isla	29/03/2024	100.00
EF167898	99997	Anthony Jacobs	Talent Contest Prize	29/03/2024	300.00
EF167899	99997	Oceana Denniss	Talent Contest Prize	29/03/2024	200.00
EF167900	99997	Isabelle Cammarano	Talent Contest Prize	29/03/2024	100.00
EF167901	99997	Amelie Meneghetti	Talent Contest Prize	29/03/2024	300.00
EF167902	99997	Melissa Martin	Talent Contest Prize	29/03/2024	200.00
EF167903	99997	Ken Bolisli	Talent Contest Prize	29/03/2024	100.00
EF167904	99997	Ethan Beardmore	Junior Sport Travel Assistance Grant	29/03/2024	400.00
EF167905	99997	Thomas Beardmore	Junior Sport Travel Assistance Grant	29/03/2024	400.00
EF167906	99997	Kianah Davey	Junior Sport Travel Assistance Grant	29/03/2024	400.00
EF167907	99997	Ky Hehir	Junior Sport Travel Assistance Grant	29/03/2024	400.00
EF167908	99997	Amalie Vaclavikova	Junior Sport Travel Assistance Grant	29/03/2024	400.00
EF167909	99997	Kade Constantine	Junior Sport Travel Assistance Grant	29/03/2024	400.00
EF167910	99997	Karen Dennett	World Cafe Session Facilitation And Pane	29/03/2024	450.00
EF167911	99997	Mrs Anisha Fernandes Da Rocha	Habitat For Homes Bird Bath Rebate	29/03/2024	50.00
EF167912	99997	J&A Peach	Habitat For Homes Bird Bath Rebate	29/03/2024	29.99
EF167913	99997	Martina Sephton	Habitat For Homes Bird Bath Rebate	29/03/2024	50.00
EF167914	99997	Janelle Rudolph	Habitat For Homes Bird Bath Rebate	29/03/2024	50.00
EF167915	99997	John Cameron	Habitat For Homes Bird Bath Rebate	29/03/2024	22.50
EF167916	99997	High Tea In A Box	Deposit For An Event	29/03/2024	1,651.50
EF167917	99997	Elena Cetrullo	Senior Security Rebate	29/03/2024	100.00
EF167918	99997	Karen Paton	Senior Security Rebate	29/03/2024	200.00
EF167919	99997	Milka Danilovic	Senior Security Rebate	29/03/2024	80.00
EF167920	99997	Kayla Elizabeth Sampson	Nappy And Sanitary Product Rebate	29/03/2024	50.00
EF167921	99997	Noleen Ryan	Nappy And Sanitary Product Rebate	29/03/2024	50.00
EF167922	99997	Holly Stubs	Invoice 0015	29/03/2024	375.00
EF167923	99997	Ashleigh Nelson	Guest Speaker At Jsta Awards November 20	29/03/2024	800.00
EF167924	99997	Internation Bowls Club Of Wa (Inc)	Small Event Sponosrship	29/03/2024	2,000.00
EF167925	99997	Western Knights Soccer Club	Minor Capital Works Grant Cwg2023/24-007	29/03/2024	3,778.50
EF167926	99997	Port School	Donation To Support Low Socio Economic	29/03/2024	200.00
EF167927	99997	Perth Sinhala School	Donation	29/03/2024	200.00
EF167928	99997	Johnson Asset Pty Ltd	Port Coogee Marina – F195 – Electricity	29/03/2024	79.82
EF167929	99997	Daniel M Jones And Brittany E Smith	Crossover Rebates	29/03/2024	500.00
EF167930	99997	Kaushi Hakmanadura	Crossover Rebates	29/03/2024	500.00
EF167931	99997	Sara Green And Darren Airey	Crossover Rebates	29/03/2024	500.00
EF167932	99997	M & S Dropulich	Crossover Rebates	29/03/2024	500.00
EF167933	99997	Na & Nd Armstrong	Crossover Rebates	29/03/2024	500.00
EF167934	99997	Justin Wong	Crossover Claim	29/03/2024	500.00

EF167935	99997	Pineview Community Kindergarten Inc	Small Events Sponsorship	29/03/2024	3,000.00
EF167936	99997	Renew Australia Inc.	Invoice 00085388	29/03/2024	2,200.00
EF167937	99997	Ellena Murdock	Nappy And Sanitary Product Rebate	29/03/2024	50.00
EF167938	99997	Caitlin A Strnadica	Nappy And Sanitary Product Rebate	29/03/2024	27.00
EF167939	99997	Jessica Laura Bell	Compost Bin Rebate	29/03/2024	50.00
EF167940	99997	Tristan Morton Clark	Compost Bin Rebate	29/03/2024	50.00
EF167941	99997	Melissa Martin	Compost Bin Rebate	29/03/2024	50.00
EF167942	99997	Avinash Mallampati	Compost Bin Rebate	29/03/2024	50.00
EF167943	99997	Joanne Bowman	Art Based Workshop	29/03/2024	200.00
EF167944	99997	Catherine Jack	Compost Bin Rebate Form	29/03/2024	50.00
EF167945	99997	Jade Castle	Nappy And Sanitary Product Rebate	29/03/2024	50.00
EF167946	99997	Servau Offcl Departmental Recpts&Payment	Document Number : 180152533	29/03/2024	234.63
EF167947	99997	Jandakot Bushfire Brigade	Invoice 373	29/03/2024	2,352.86
EF167948	99997	Mh & Ma Coxall	Gelli Print Workshop	29/03/2024	792.00
EF167949	99997	Jandakot Bushfire Brigade Reimbursement	Jandakot Vbfb Reimbursement	29/03/2024	4,003.00
EF167950	99997	Jumpx Performance Coaching	Booking Cancelled - Refund Of Credit	29/03/2024	605.00
EF167951	99997	Erin Yench	Cctv Residentail Rebate	29/03/2024	500.00
EF167952	99997	Masoud Dehghan	Cctv Residentail Rebate	29/03/2024	500.00
EF167953	99997	Tim Maccallum	Cctv Residentail Rebate	29/03/2024	500.00
EF167954	99997	Chek Hock Tan	Cctv Residentail Rebate	29/03/2024	500.00
EF167955	99997	Richard Parker	Cctv Residentail Rebate	29/03/2024	500.00
EF167956	99997	Matt Roepen	Cctv Residentail Rebate	29/03/2024	500.00
EF167957	99997	Jeannette Correia	Cctv Residentail Rebate	29/03/2024	500.00
EF167958	99997	Gaurab Sapkota	Cctv Residentail Rebate	29/03/2024	500.00
EF167959	99997	Jeannette Friesen	Cctv Residentail Rebate	29/03/2024	500.00
EF167960	99997	Paul Dennis	Cctv Residentail Rebate	29/03/2024	500.00
EF167961	99997	Jacqueline Mazzer	Cctv Residentail Rebate	29/03/2024	500.00
EF167962	99997	Rebecca Baumgartner	Cctv Residentail Rebate	29/03/2024	500.00
EF167963	99997	Gareth Byrne	Cctv Residentail Rebate	29/03/2024	500.00
EF167964	99997	Steven Dennis	Cctv Residentail Rebate	29/03/2024	500.00
EF167965	99997	Laura-Lea Latimer	Cctv Residentail Rebate	29/03/2024	500.00
EF167966	99997	Abhijit Basu	Cctv Residentail Rebate	29/03/2024	500.00
EF167967	99997	Warren Sexton	Cctv Residentail Rebate	29/03/2024	500.00
EF167968	99997	Bruce Ross	Employee Reimbursment	29/03/2024	450.00
EF167969	99997	Friends Of Woodman Point Recreation Camp	Invoice Fwprc063	29/03/2024	600.00
EF167970	99997	Friends Of Woodman Point Recreation Camp	Invoice Fwprc 065	29/03/2024	60.00
EF167971	99997	Cockburn Hawks Ice Hockey Club Aaron Mij	Sports Equipment Grant	29/03/2024	1,100.00
EF167972	99997	Beeliar Spirit Afc Daniel Gonzalez	Sports Equipment Grant	29/03/2024	1,000.00
EF167973	99997	Timber Tigers Junior Basketball Club Inc	Sports Equipment Grant	29/03/2024	1,000.00
EF167974	99997	Coolbellup Amateur Football Club John Ra	Sports Equipment Grant	29/03/2024	672.00

EF167975	99997	Ms Rosemary Ellen Tingley	A Ribbon Of Rainbows Book	29/03/2024	30.00
EF167976	99997	Di Harnett Art	Fine Line Illustration Workshop	29/03/2024	599.50
EF167977	99997	Margaret Zentner	Foi Withdrawn	29/03/2024	30.00
EF167978	10152	Aust Services Union	Payroll Deductions	28/03/2024	777.00
EF167979	10154	Australian Taxation Office	Payroll Deductions	28/03/2024	622,021.00
EF167980	10305	Child Support Agency	Payroll Deductions	28/03/2024	1,462.35
EF167981	19726	Health Insurance Fund Of Wa	Payroll Deductions	28/03/2024	1,100.25
EF167982	27874	Smartsalary	Salary Packaging/Leasing Administration	28/03/2024	14,986.48
EF167983	28458	Easi Group	Novated Leasing	28/03/2024	9,213.10
EF167984	28741	The Local Government, Racing & Cemeteries Employees Union Wa Lgr	Union	28/03/2024	22.00
EF167054	10152	Aust Services Union	Payroll Deductions	29/02/2024	803.50
EF167055	10154	Australian Taxation Office	Payroll Deductions	29/02/2024	647,571.00
EF167056	10305	Child Support Agency	Payroll Deductions	29/02/2024	1,372.89
EF167057	19726	Health Insurance Fund Of Wa	Payroll Deductions	29/02/2024	1,100.25
EF167058	27874	Smartsalary	Salary Packaging/Leasing Administration	29/02/2024	14,909.32
EF167059	28458	Easi Group	Novated Leasing	29/02/2024	10,562.72
EF167060	28741	The Local Government, Racing & Cemeteries Employees Union Wa Lgr	Union	29/02/2024	22.00
TOTAL OF 924 EFT PAYMENTS					17,170,662.23
LESS: CANCELLED EFT PAYMENTS					
EF166797	99997	Coc Grants, Donations & Refunds	Grants, Donations & Refunds	20/03/2024	-200.00
EF167455	99996	Rates And Property Related Eft Refunds (Not Bonds)	Rates And Property Related Refunds	26/03/2024	-412.50
TOTAL CANCELLED EFT PAYMENT					-612.50
TOTAL EFT PAYMENTS (EXCL. CANCELLED PAYMENTS)					17,170,049.73
<u>ADD: BANK FEES</u>					
BPAY BATCH FEE					17.85
MERCHANT FEES COC					3373.64
MERCHANT FEES MARINA					89.23
MERCHANT FEES ARC					2,243.81
MERCHANT FEES VARIOUS OUT CENTRES					1,357.81
NATIONAL BPAY CHARGE					4,811.00
RTGS/ACLR FEE					
NAB TRANSACT FEE					75.90
MERCHANDISE / OTHER FEES					
					11,969.24

	<u>ADD: CREDIT CARD PAYMENTS</u>		111,510.57
			111,510.57
	<u>ADD: PAYROLL PAYMENTS</u>		
	COC-01/03/24 Pmt 000254204521 City of Cockburn	6/03/2024	14,024.15
	COC-05/03/24 Pmt 000254181100 City of Cockburn	6/03/2024	451.63
	COC-10/03/24 Pmt 000254724812 City of Cockburn	13/03/2024	1,893,769.74
	COC-13/03/24 Pmt 000254758331 City of Cockburn	13/03/2024	386.73
	COC-14/03/24 Pmt 000254869738 City of Cockburn	14/03/2024	2,862.04
	COC-15/03/24 Pmt 000254994230 City of Cockburn	15/03/2024	1,539.11
	COC-18/03/24 Pmt 000255090023 City of Cockburn	18/03/2024	594.34
	COC-15/03/24 Pmt 000255167933 City of Cockburn	19/03/2024	3,221.46
	COC-18/03/24 Pmt 000255168090 City of Cockburn	19/03/2024	973.15
	COC-19/03/24 Pmt 000255168207 City of Cockburn	19/03/2024	235.11
	COC-22/03/24 Pmt 000255809715 City of Cockburn	27/03/2024	10,028.23
	COC-24/03/24 Pmt 000255832325 City of Cockburn	27/03/2024	1,879,675.47
	COC-28/03/24 Pmt 000256029348 City of Cockburn	28/03/2024	5,209.57
			3,812,970.73
	TOTAL PAYMENTS MADE FOR THE MONTH		21,106,500.27

City of Cockburn
Woolworths Group Transactions Report
Transactions Made Between 1 March - 31 March 2024

<i>Reference</i>	<i>Date</i>	<i>Amount</i>	<i>Description</i>
Senior Centre - Cook		916.37	
TI-01EC5-17914C	1/03/2024	27.50	Groceries and Consumables
TI-01EC5-17914D	5/03/2024	174.39	Groceries and Consumables
TI-01EC5-179150	6/03/2024	231.21	Groceries and Consumables
TI-01EC5-179152	7/03/2024	77.82	Groceries and Consumables
TI-01EC5-179154	8/03/2024	151.80	Groceries and Consumables
TI-01EC5-179155	11/03/2024	141.97	Groceries and Consumables
TI-01EC5-179157	12/03/2024	26.70	Groceries and Consumables
TI-01EC5-179158	13/03/2024	73.48	Groceries and Consumables
TI-01EC5-179159	14/03/2024	11.50	Groceries and Consumables
Youth Centre Duty Supervisor		450.87	
TI-01EC5-17914E	5/03/2024	27.40	Groceries and Consumables
TI-01EC5-179153	7/03/2024	86.01	Groceries and Consumables
TI-01EC5-179156	11/03/2024	94.69	Groceries and Consumables
TI-01EC5-17915B	14/03/2024	38.54	Groceries and Consumables
TI-01EC5-17915C	14/03/2024	23.00	Groceries and Consumables
TI-01EC5-179162	19/03/2024	33.40	Groceries and Consumables
TI-01EC5-179164	20/03/2024	17.30	Groceries and Consumables
TI-01EC5-179165	21/03/2024	50.45	Groceries and Consumables
TI-01EC5-17916A	25/03/2024	55.78	Groceries and Consumables
TI-01EC5-17916D	28/03/2024	24.30	Groceries and Consumables
Seniors Centre Coordinator		141.97	
TI-01EC5-17915D	15/03/2024	121.97	Groceries and Consumables
TI-01EC5-179161	19/03/2024	20.00	Groceries and Consumables
Kitchen Hand		1,004.89	
TI-01EC5-17915F	18/03/2024	83.56	Groceries and Consumables
TI-01EC5-179163	20/03/2024	116.23	Groceries and Consumables
TI-01EC5-179166	22/03/2024	433.10	Groceries and Consumables
TI-01EC5-179169	25/03/2024	188.89	Groceries and Consumables
TI-01EC5-17916C	27/03/2024	183.11	Groceries and Consumables
Amenities Officer		721.30	
TI-01EC5-17915A	14/03/2024	539.65	Groceries and Consumables
TI-01EC5-179160	18/03/2024	43.00	Groceries and Consumables
TI-01EC5-179167	22/03/2024	125.65	Groceries and Consumables
TI-01EC5-179168	22/03/2024	13.00	Groceries and Consumables
Marina Manager		65.90	
TI-01EC5-17914F	5/03/2024	7.44	Groceries and Consumables
TI-01EC5-179151	6/03/2024	17.20	Groceries and Consumables
TI-01EC5-17915E	18/03/2024	8.31	Groceries and Consumables
TI-01EC5-17916B	26/03/2024	32.95	Groceries and Consumables
Total Cards - 6		3,301.30	

City of Cockburn
Bunnings PowerPass Transactions Report
 Transactions Made Between 1 March - 31 March 2024

<i>Reference</i>	<i>Date</i>	<i>Amount</i>	<i>Description</i>
Parks Operations Coordinator		1,044.42	
2015/00130924	27/03/2024	63.76	Supplies and Materials
2015/01111218	6/03/2024	412.00	Supplies and Materials
2015/01565739	1/03/2024	136.56	Supplies and Materials
2015/01751977	19/03/2024	36.58	Supplies and Materials
2402/01782507	8/03/2024	395.52	Supplies and Materials
Parks Operations Supervisor		962.89	
2015/01111782	7/03/2024	15.82	Supplies and Materials
2015/01119956	20/03/2024	37.03	Supplies and Materials
2160/01666553	15/03/2024	358.66	Supplies and Materials
2160/01672786	25/03/2024	254.74	Supplies and Materials
2160/01894866	13/03/2024	296.64	Supplies and Materials
City Facilities Coordinator		146.82	
2015/01568667	3/03/2024	44.94	Supplies and Materials
2015/01573286	8/03/2024	101.88	Supplies and Materials
Mechanical Workshop Supervisor		9.33	
2015/01592385	26/03/2024	9.33	Supplies and Materials
Trades Assistant		1,792.95	
2015/01310561	12/03/2024	60.16	Supplies and Materials
2015/01407862	6/03/2024	4.33	Supplies and Materials
2015/01408160	7/03/2024	185.03	Supplies and Materials
2015/01410820	13/03/2024	9.78	Supplies and Materials
2015/01413513	20/03/2024	89.93	Supplies and Materials
2015/01413835	21/03/2024	111.20	Supplies and Materials
2015/01414126	21/03/2024	47.03	Supplies and Materials
2015/01641116	21/03/2024	10.17	Supplies and Materials
2160/01340055	27/03/2024	257.03	Supplies and Materials
2163/01661622	12/03/2024	1,018.29	Supplies and Materials
Fire and Emergency Management Officer		1,135.18	
2015/01571828	6/03/2024	734.53	Supplies and Materials
2015/01587915	22/03/2024	305.49	Supplies and Materials
2015/01593711	27/03/2024	32.82	Supplies and Materials
2015/01595720	30/03/2024	26.83	Supplies and Materials
2015/01636526	12/03/2024	35.51	Supplies and Materials
Marina Operations Coordinator		229.89	
2015/01637576	13/03/2024	199.32	Supplies and Materials
2163/01197051	7/03/2024	30.57	Supplies and Materials
Urban Forest Supervisor		329.29	
2015/01021243	27/03/2024	25.98	Supplies and Materials
2015/01114055	11/03/2024	50.88	Supplies and Materials
2015/01120611	22/03/2024	115.24	Supplies and Materials
2015/01639515	18/03/2024	65.34	Supplies and Materials
2402/01799480	30/03/2024	71.85	Supplies and Materials

City of Cockburn
Bunnings PowerPass Transactions Report
Transactions Made Between 1 March - 31 March 2024

Reference	Date	Amount	Description
Environmental Supervisor		90.12	
2015/01584354	19/03/2024	90.12	Supplies and Materials
Irrigation Supervisor		41.34	
2015/01753644	21/03/2024	41.34	Supplies and Materials
Streetscapes Coordinator		368.16	
2402/01653880	13/03/2024	368.16	Supplies and Materials
Mechanical Trade Assistant		148.34	
2015/01114027	11/03/2024	66.63	Supplies and Materials
2015/01119581	19/03/2024	19.66	Supplies and Materials
2015/01740309	7/03/2024	10.09	Supplies and Materials
2015/01744315	11/03/2024	8.38	Supplies and Materials
2015/01748480	15/03/2024	20.82	Supplies and Materials
2015/01751036	18/03/2024	22.76	Supplies and Materials
Maintenance Supervisor - Works		756.58	
2015/01405698	1/03/2024	126.75	Supplies and Materials
2015/01583988	19/03/2024	68.79	Supplies and Materials
2015/01587832	22/03/2024	311.46	Supplies and Materials
2015/01592123	26/03/2024	163.51	Supplies and Materials
2015/01631283	5/03/2024	39.36	Supplies and Materials
2015/01636600	12/03/2024	58.07	Supplies and Materials
2015/01644891	27/03/2024 -	60.33	Supplies and Materials
2015/01644891	27/03/2024	48.97	Supplies and Materials
Parks Supervisor		19.28	
2015/01577345	13/03/2024	19.28	Supplies and Materials
Marina Manager		364.74	
2402/01799711	30/03/2024	364.74	Supplies and Materials
Civil Infrastructure Operations Coordinator		18.28	
2015/01593334	27/03/2024	18.28	Supplies and Materials
Total Cards - 16		7,457.61	

P Australia Pty Ltd
.B.N. 53 004 085 616
iPO Box 1621
IELBOURNE VIC 3001

BP Plus
Fleet Control Report

Account Enquiries: BP Accounts Receivable Telephone: 1800 225 527



ITY OF COCKBURN
ccounts Payable (Invoice Only) PO
37775
O Box 1215
IBRA LAKE DC PRIVATE BOXES WA
365

CITY OF COCKBURN

Account Number: 0050188034

Customer Number: 0115405338

Period Starting: 01/03/2024

Period Ending: 31/03/2024

Page: 1 of 3

Date: 31/03/202

Card Number Vehicle/Driver	Date	Time	Purchase Location	Site No.	Receipt Number	Customer Reference	Product/Service					Odo meter (km)	KM Span	Litres/ 100km	Cent /km												
							Description	CPL Price	Litres	Total Exc GST (\$)	GST (\$)					Total Inc GST (\$)											
050 15405338 04250 HTF630 2058 WHITE FORD RANGER UTILITY Post Centre 2058	29/02/24 18/03/24	07:27:33 08:20:41	SPEARWOOD SPEARWOOD	WA WA	6443 6443	012922 013481	ULT DSL	195.43	56.85	101.00	10.10	111.10	15000 15384	2000 384	2.8 16.0	5. 30.											
							ULT DSL	189.00	61.62	105.87	10.59	116.46															
							DIESEL		118.47	206.87	20.69	227.56															
							TOTAL	THIS PERIOD	118.47	206.87	20.69	227.56						2384	5.0	9.							
							YEAR TO DATE	236.85	408.28	40.83	449.11						4384	5.4	10.								
							DIESEL		118.47	206.87	20.69	227.56															
							TOTAL	THIS PERIOD	118.47	206.87	20.69	227.56						2384	5.0	9.							
							YEAR TO DATE	236.85	408.28	40.83	449.11						4384	5.4	10.								
							050 15405338 02890 GNC833 2067 WHITE KIA SORENTO WAGON Post Centre 2067	20/03/24	13:06:12	SUCCESS	WA	5992					027975	ULT DSL	189.00	62.15	106.78	10.68	117.46	777			
																		DIESEL		62.15	106.78	10.68	117.46				
TOTAL	THIS PERIOD	62.15	106.78	10.68	117.46																						
YEAR TO DATE	118.11	198.63	19.87	218.50		600							19.7	36.													
DIESEL		62.15	106.78	10.68	117.46																						
TOTAL	THIS PERIOD	62.15	106.78	10.68	117.46																						
YEAR TO DATE	118.11	198.63	19.87	218.50		600							19.7	36.													
050 15405338 03146 GSP764 2077 WHITE HYUNDAI 130 ATCHBACK Post Centre 2077	29/02/24 14/03/24 25/03/24	07:03:23 07:37:51 08:01:20	SPEARWOOD SPEARWOOD SPEARWOOD	WA WA WA	6443 6443 6443	012921 013357 013695							ULT DSL	195.43	39.47	70.13		7.01	77.14	119236 120000 120700	700 764 700	5.6 4.9 5.6	11. 9. 10.				
													ULT DSL	191.02	37.65	65.38		6.54	71.92								
													ULT DSL	190.91	39.43	68.43		6.84	75.27								
							DIESEL		116.55	203.94	20.39	224.33															
							TOTAL	THIS PERIOD	116.55	203.94	20.39	224.33		2164	5.4	10.											
							YEAR TO DATE	286.95	493.56	49.35	542.91		5253	5.5	10.												
							DIESEL		116.55	203.94	20.39	224.33															
							TOTAL	THIS PERIOD	116.55	203.94	20.39	224.33		2164	5.4	10.											
							YEAR TO DATE	286.95	493.56	49.35	542.91		5253	5.5	10.												
							050 15405338 03732 HBQ384 2097	29/02/24 07/03/24	07:54:54 14:12:17	BIBRA LAKE BIBRA LAKE	WA WA	7451 7451	009882 041394	ULT DSL	195.90 P	56.68	100.95	10.09	111.04					130948 131748	911 800	6.2 6.6	12. 12.
ULT DSL	194.07	53.00	93.51	9.35	102.86																						

to paperless and receive your invoices and statements via email. Provide your BP Plus account number along with your email address
o auctscare@bp.com and our team will help you make the switch. If you have paid your account via credit card, your Service Fee will
ppear on your summary Tax Invoice.

Please Note: if you are disputing a transaction, this needs to be lodged in writing within 30 days fr
the date of issue of this Fleet Control Report.



P Australia Pty Ltd
.B.N. 53 004 085 616
iPO Box 1621
IELBOURNE VIC 3001

BP Plus
Fleet Control Report

Account Enquiries: BP Accounts Receivable Telephone: 1800 225 527



ITY OF COCKBURN
ccounts Payable (Invoice Only) PO
37775
O Box 1215
IBRA LAKE DC PRIVATE BOXES WA
365

CITY OF COCKBURN

Account Number: 0050188034 Customer Number: 0115405338 Page: 2 of 3
Period Starting: 01/03/2024 Period Ending: 31/03/2024 Date: 31/03/2024

Card Number Vehicle/Driver	Date	Time	Purchase Location		Site No.	Receipt Number	Customer Reference	Product/Service					Odo meter (km)	KM Span	Litres/ 100km	Cent /km
								Description	CPL Price	Litres	Total Exc GST (\$)	GST (\$)				
WHITE SUBARU OUTBACK 																

P Australia Pty Ltd
.B.N. 53 004 085 616
iPO Box 1621
IELBOURNE VIC 3001

BP Plus
Fleet Control Report

Account Enquiries: BP Accounts Receivable Telephone: 1800 225 527



ITY OF COCKBURN
ccounts Payable (Invoice Only) PO
37775
O Box 1215
IBRA LAKE DC PRIVATE BOXES WA
365

CITY OF COCKBURN

Account Number: 0050188034 Customer Number: 0115405338
Period Starting: 01/03/2024 Period Ending: 31/03/2024
Page: 3 of 3
Date: 31/03/2024

Card Number Vehicle/Driver	Date	Time	Purchase Location	Site No.	Receipt Number	Customer Reference	Product/Service					Odo meter (km)	KM Span	Litres/ 100km	Cent/ /km
							Description	CPL Price	Litres	Total Exc GST (\$)	GST (\$)	Total Inc GST (\$)			
Post Centre 050 15405338 04235 HTW447 2206 WHITE FORD RANGER UTILITY	05/03/24 13/03/24 22/03/24	07:06:21 06:50:45 06:54:55	FREMANTLE FREMANTLE FREMANTLE	WA WA WA	6220 6220 6220	044187 044619 045126	DIESEL		158.62	278.76	27.88	306.64			
							TOTAL		158.62	278.76	27.88	306.64		1671	9.5
							YEAR TO DATE		504.00	869.12	86.92	956.04		5384	9.4
							DIESEL		158.62	278.76	27.88	306.64			
							TOTAL		158.62	278.76	27.88	306.64		1671	9.5
							YEAR TO DATE		504.00	869.12	86.92	956.04		5384	9.4
							ULT DSL	192.07	63.95	111.66	11.17	122.83	29629	742	8.6
							ULT DSL	191.02	59.98	104.15	10.42	114.57	29336	707	8.5
							ULT DSL	189.00	57.98	99.62	9.96	109.58	29995	659	8.8
							DIESEL		181.91	315.43	31.55	346.98			
							TOTAL		181.91	315.43	31.55	346.98		2108	8.6
Post Centre 050 15405338 03443 GYQ281 2235 WHITE FORD RANGER UTILITY	29/02/24 06/03/24 12/03/24	14:07:37 17:11:29 09:13:34	BIBRA LAKE KARNUP COCKBURN CENTRAL	WA WA WA	7451 4088 7395	040918 009737 049538	YEAR TO DATE		458.64	787.34	78.73	866.07		5193	8.8
							DIESEL		181.91	315.43	31.55	346.98			
							TOTAL		181.91	315.43	31.55	346.98		2108	8.6
							YEAR TO DATE		458.64	787.34	78.73	866.07		5193	8.8
							ULSD G10	192.90 P	58.38	102.38	10.24	112.62	138388	491	11.9
							ULT DSL	184.90 P	64.39	108.24	10.82	119.06	138934	546	11.8
							ULT DSL	192.90 P	56.23	98.61	9.86	108.47	139407	473	11.9
							DIESEL		179.00	309.23	30.92	340.15			
							TOTAL		179.00	309.23	30.92	340.15		1510	11.9
							YEAR TO DATE		824.55	1,408.63	140.86	1,549.49		6888	12.0
Post Centre 050 15405338 04532 IDI923 2236 WHITE FORD RANGER	22/03/24 27/03/24	07:29:15 10:45:01	COCKBURN CENTRAL BIBRA LAKE	WA WA	7395 7451	050178 042927	YEAR TO DATE		824.55	1,408.63	140.86	1,549.49		6888	12.0
							DIESEL		179.00	309.23	30.92	340.15			
							TOTAL		179.00	309.23	30.92	340.15		1510	11.9
							YEAR TO DATE		824.55	1,408.63	140.86	1,549.49		6888	12.0
							ULT DSL	191.00	48.83	84.78	8.48	93.26	1373	436	11.1
							ULT DSL	192.90 P	48.34	84.77	8.48	93.25	1809		21.

P Australia Pty Ltd
.B.N. 53 004 085 616
iPO Box 1621
IELBOURNE VIC 3001

BP Plus
Fleet Control Report

Account Enquiries: BP Accounts Receivable Telephone: 1800 225 527



ITY OF COCKBURN
ccounts Payable (Invoice Only) PO
37775
O Box 1215
IBRA LAKE DC PRIVATE BOXES WA
365

CITY OF COCKBURN

Account Number: 0050188034 Customer Number: 0115405338
Period Starting: 01/03/2024 Period Ending: 31/03/2024
Page: 4 of 3
Date: 31/03/2024

Card Number Vehicle/Driver	Date	Time	Purchase Location	Site No.	Receipt Number	Customer Reference	Product/Service					Odo meter (km)	KM Span	Litres/ 100km	Cent/ /km
							Description	CPL Price	Litres	Total Exc GST (\$)	GST (\$)	Total Inc GST (\$)			
Post Centre 050 15405338 04052 GMF052 2246 WHITE SUBARU OUTBACK VAGON	01/03/24 21/03/24	09:07:36 14:58:31	BIBRA LAKE BIBRA LAKE	WA WA	7451 7451	040993 042501	DIESEL		97.17	169.55	16.96	186.51			
							TOTAL		97.17	169.55	16.96	186.51		436	22.3
							YEAR TO DATE		97.17	169.55	16.96	186.51		436	22.3
							DIESEL		97.17	169.55	16.96	186.51			
							TOTAL		97.17	169.55	16.96	186.51		436	22.3
							YEAR TO DATE		97.17	169.55	16.96	186.51		436	22.3
							ULT DSL	195.90 P	24.65	43.90	4.39	48.29	89577	309	8.0
							ULT DSL	191.00	42.79	74.30	7.43	81.73	2589		15.
							DIESEL		67.44	118.20	11.82	130.02			
							TOTAL		67.44	118.20	11.82	130.02		309	21.8
Post Centre 050 15405338 04177 HRY951 2257 WHITE FORD RANGER UTE	02/03/24 11/03/24 19/03/24 25/03/24	15:00:50 17:41:57 17:46:35 17:44:05	MAIDA VALE MAIDA VALE MAIDA VALE MAIDA VALE	WA WA WA WA	6180 6180 6180 6180	001562 001873 002223 002413	YEAR TO DATE		179.01	309.74	30.97	340.71		1588	11.3
							DIESEL		67.44	118.20	11.82	130.02			
							TOTAL		67.44	118.20	11.82	130.02		309	21.8
							YEAR TO DATE		179.01	309.74	30.97	340.71		1588	11.3
							ULT DSL	195.43	66.31	117.81	11.78	129.59	45989	753	8.8
							ULT DSL	191.02	65.18	113.18	11.32	124.50	46733	744	8.8
							ULT DSL	189.00	64.82	111.37	11.14	122.51	47454	721	9.0
							ULT DSL	190.91	61.63	106.96	10.70	117.66	48179	725	8.5
							DIESEL		257.94	449.32	44.94	494.26			
							TOTAL		257.94	449.32	44.94	494.26		2943	8.8
Post Centre 050 15405338 04482 ICB465 2297 ORD RANGER WHITE	29/02/24	12:42:53	BIBRA LAKE	WA	7451	040902	YEAR TO DATE		650.29	1,119.23	111.94	1,231.17		7593	8.6
							DIESEL		257.94	449.32	44.94	494.26			
							TOTAL		257.94	449.32	44.94	494.26		2943	8.8
							YEAR TO DATE		650.29	1,119.23	111.94	1,231.17		7593	8.6
							ULSD G10	192.90 P	69.77	122.35	12.24	134.59	0		

P Australia Pty Ltd
.B.N. 53 004 085 616
iPO Box 1621
IELBOURNE VIC 3001

BP Plus
Fleet Control Report

Account Enquiries: BP Accounts Receivable Telephone: 1800 225 527



ITY OF COCKBURN
ccounts Payable (Invoice Only) PO
37775
O Box 1215
IBRA LAKE DC PRIVATE BOXES WA
365

CITY OF COCKBURN

Account Number: 0050188034 Customer Number: 0115405338 Page: 5 of 3
Period Starting: 01/03/2024 Period Ending: 31/03/2024 Date: 31/03/2024

Card Number Vehicle/Driver	Date	Time	Purchase Location	Site No.	Receipt Number	Customer Reference	Product/Service					Odo meter (km)	KM Span	Litres/ 100km	Cent/ /km		
							Description	CPL Price	Litres	Total Exc GST (\$)	GST (\$)					Total Inc GST (\$)	
Post Centre 050 15405338 02759 GLZ772 2307 WHITE MITSUBISHI TRITON UTE	20/03/24	06:42:17	2297 BIBRA LAKE WA	7451	042359		DIESEL	69.77	122.35	12.24	134.59						
						TOTAL	THIS PERIOD	69.77	122.35	12.24	134.59						
							YEAR TO DATE	142.73	247.64	24.77	272.41						
							DIESEL	69.77	122.35	12.24	134.59						
						TOTAL	THIS PERIOD	69.77	122.35	12.24	134.59						
							YEAR TO DATE	142.73	247.64	24.77	272.41						
Post Centre 050 15405338 04169 HRY950 2308 WHITE FORD RANGER UTE	20/03/24	06:42:17	2307 BIBRA LAKE WA	7451	042359		ULSD G10	189.90 P	57.24	98.82	9.88	108.70	95814	561	10.2	19.	
							DIESEL	57.24	98.82	9.88	108.70						
						TOTAL	THIS PERIOD	57.24	98.82	9.88	108.70		561	10.2	19.		
							YEAR TO DATE	155.48	264.52	26.45	290.97		1557	10.0	18.		
							DIESEL	57.24	98.82	9.88	108.70						
						TOTAL	THIS PERIOD	57.24	98.82	9.88	108.70		561	10.2	19.		
Post Centre 050 15405338 04169 HRY950 2308 WHITE FORD RANGER UTE	07/03/24 18/03/24 27/03/24	10:34:23 12:37:42 13:59:55	BIBRA LAKE BIBRA LAKE BIBRA LAKE	WA WA WA	7451 7451 7451	041366 042205 042954		ULT DSL	194.07	62.46	110.20	11.02	121.22	25110	800	7.8	15.
								ULT DSL	191.00	64.21	111.49	11.15	122.64	25930	820	7.8	15.
								ULT DSL	192.90 P	62.79	110.11	11.01	121.12	26760	830	7.6	14.
								DIESEL	189.46	331.80	33.18	364.98					
							TOTAL	THIS PERIOD	189.46	331.80	33.18	364.98		2450	7.7	14.	
								YEAR TO DATE	530.88	912.86	91.28	1,004.14		5018	10.6	20.	
Post Centre 050 15405338 03831 HFX380 2317 SILVER NISSAN XTRAIL WAGON	05/03/24 16/03/24	10:04:37 21:12:49	BIBRA LAKE CARLISLE	WA WA	7451 6218	009969 010994		DIESEL	189.46	331.80	33.18	364.98					
							TOTAL	THIS PERIOD	189.46	331.80	33.18	364.98		2450	7.7	14.	
								YEAR TO DATE	530.88	912.86	91.28	1,004.14		5018	10.6	20.	
								ULP UNM	173.70 P	56.63	89.43	8.94	98.37	51600	593	9.5	16.
								ULP UNM	177.70 P	55.38	89.46	8.95	98.41	52162	562	9.9	17.

P Australia Pty Ltd
.B.N. 53 004 085 616
iPO Box 1621
IELBOURNE VIC 3001

BP Plus
Fleet Control Report

Account Enquiries: BP Accounts Receivable Telephone: 1800 225 527



ITY OF COCKBURN
ccounts Payable (Invoice Only) PO
37775
O Box 1215
IBRA LAKE DC PRIVATE BOXES WA
365

CITY OF COCKBURN

Account Number: 0050188034 Customer Number: 0115405338
Period Starting: 01/03/2024 Period Ending: 31/03/2024

Page: 6 of 3
Date: 31/03/202

Card Number Vehicle/Driver	Date	Time	Purchase Location	Site No.	Receipt Number	Customer Reference	Product/Service					Odo meter (km)	KM Span	Litres/ 100km	Cent/ /km		
							Description	CPL Price	Litres	Total Exc GST (\$)	GST (\$)					Total Inc GST (\$)	
Cost Centre 050 15405338 04219 HSW321 2329 WHITE FORD RANGER UTE	18/03/24	14:41:53	2317 COCKBURN CENTRAL	WA	7395	049848		M/S	112.01	178.89	17.89	196.78					
							TOTAL	THIS PERIOD	112.01	178.89	17.89	196.78		1155	9.7	17.	
								YEAR TO DATE	470.34	746.50	74.66	821.16		4242	11.1	19.	
								M/S	112.01	178.89	17.89	196.78					
							TOTAL	THIS PERIOD	112.01	178.89	17.89	196.78		1155	9.7	17.	
								YEAR TO DATE	470.34	746.50	74.66	821.16		4242	11.1	19.	
Cost Centre 050 15405338 03963 HLQ161 2336 WHITE FORD RANGER UTILITY	17/03/24	15:29:09	2329 SUCCESS	WA	5992	027847		ULT DSL	191.00	72.49	125.86	12.59	138.45	8484	663	10.9	20.
								DIESEL	72.49	125.86	12.59	138.45		663	10.9	20.	
							TOTAL	THIS PERIOD	72.49	125.86	12.59	138.45		663	10.9	20.	
								YEAR TO DATE	215.98	371.91	37.19	409.10		1918	11.3	21.	
								ULT DSL	191.02	71.02	123.33	12.33	135.66	33640	1652	4.3	8.
								DIESEL	71.02	123.33	12.33	135.66		1652	4.3	8.	
Cost Centre 050 15405338 03948 HJO790 2346 WHITE FORD RANGER UTILITY	29/02/24	08:54:06 16:08:40	2336 BIBRA LAKE BIBRA LAKE	WA WA	7451 7451	009889 042236		ULT DSL	195.90 P	53.09	94.55	9.45	104.00	36346	569	9.3	18.
								ULT DSL	191.00	59.60	103.48	10.35	113.83	36956	610	9.8	18.
							TOTAL	THIS PERIOD	71.02	123.33	12.33	135.66		1652	4.3	8.	
								YEAR TO DATE	253.72	439.46	43.94	483.40		3683	6.9	13.	
								DIESEL	71.02	123.33	12.33	135.66					
								THIS PERIOD	71.02	123.33	12.33	135.66		1652	4.3	8.	

P Australia Pty Ltd
.B.N. 53 004 085 616
iPO Box 1621
IELBOURNE VIC 3001

BP Plus
Fleet Control Report

Account Enquiries: BP Accounts Receivable Telephone: 1800 225 527



ITY OF COCKBURN
ccounts Payable (Invoice Only) PO
37775
O Box 1215
IBRA LAKE DC PRIVATE BOXES WA
365

CITY OF COCKBURN

Account Number: 0050188034 Customer Number: 0115405338 Page: 7 of 3
Period Starting: 01/03/2024 Period Ending: 31/03/2024 Date: 31/03/2024

Card Number Vehicle/Driver	Date	Time	Purchase Location	Site No.	Receipt Number	Customer Reference	Product/Service					Odo meter (km)	KM Span	Litres/ 100km	Cent/ /km
							Description	CPL Price	Litres	Total Exc GST (\$)	GST (\$)	Total Inc GST (\$)			
Post Centre 050 15405338 03526 GY0863 2355 WHITE FORD RANGER UTILITY	20/03/24	18:20:09	MANNING	WA 6227	732520		DIESEL		112.69	198.03	19.80	217.83			
							TOTAL		112.69	198.03	19.80	217.83		1179	9.6
							YEAR TO DATE		398.01	676.69	67.67	744.36		1179	33.8
							DIESEL		112.69	198.03	19.80	217.83			
							TOTAL		112.69	198.03	19.80	217.83		1179	9.6
							YEAR TO DATE		398.01	676.69	67.67	744.36		1179	33.8
							ULT DSL	188.90 P	62.14	106.71	10.67	117.38	50148	566	11.0
							DIESEL		62.14	106.71	10.67	117.38			
							TOTAL		62.14	106.71	10.67	117.38		566	11.0
							YEAR TO DATE		290.04	499.17	49.91	549.08		2649	10.9
Post Centre 050 15405338 03161 GT1472 2376 WHITE MITSUBISHI TRITON UTE	29/02/24 13/03/24	08:43:49 18:18:32	SUCCESS CANNING VALE	WA 5992 9073	026955 014099		ULT DSL	195.43	56.34	100.09	10.01	110.10	47039	532	10.6
							ULT DSL	192.90 P	56.69	99.42	9.94	109.36	47898	859	6.6
							DIESEL		113.03	199.51	19.95	219.46			
							TOTAL		113.03	199.51	19.95	219.46		1391	8.1
							YEAR TO DATE		222.74	383.58	38.35	421.93		1391	16.0
							DIESEL		113.03	199.51	19.95	219.46			
							TOTAL		113.03	199.51	19.95	219.46		1391	8.1
							YEAR TO DATE		222.74	383.58	38.35	421.93		1391	16.0
							ULSD G10	192.02	64.60	112.76	11.28	124.04	19500	646	10.0
							ULSD G10	189.90 P	57.63	99.49	9.95	109.44	20123	623	9.3
Post Centre 050 15405338 04276 IUL718 2388 WHITE FORD RANGER UTE	11/03/24 19/03/24	13:19:31 11:47:46	BIBRA LAKE BIBRA LAKE	WA 7451 7451	041646 042300		ULSD G10	192.02	64.60	112.76	11.28	124.04	19500	646	10.0
							ULSD G10	189.90 P	57.63	99.49	9.95	109.44	20123	623	9.3
							DIESEL		113.03	199.51	19.95	219.46			
							TOTAL		113.03	199.51	19.95	219.46		1391	8.1
							YEAR TO DATE		222.74	383.58	38.35	421.93		1391	16.0
							DIESEL		113.03	199.51	19.95	219.46			
							TOTAL		113.03	199.51	19.95	219.46		1391	8.1
							YEAR TO DATE		222.74	383.58	38.35	421.93		1391	16.0
							ULSD G10	192.02	64.60	112.76	11.28	124.04	19500	646	10.0
							ULSD G10	189.90 P	57.63	99.49	9.95	109.44	20123	623	9.3

P Australia Pty Ltd
.B.N. 53 004 085 616
iPO Box 1621
IELBOURNE VIC 3001

BP Plus
Fleet Control Report

Account Enquiries: BP Accounts Receivable Telephone: 1800 225 527



ITY OF COCKBURN
ccounts Payable (Invoice Only) PO
37775
O Box 1215
IBRA LAKE DC PRIVATE BOXES WA
365

CITY OF COCKBURN

Account Number: 0050188034 Customer Number: 0115405338 Page: 8 of 3
Period Starting: 01/03/2024 Period Ending: 31/03/2024 Date: 31/03/2024

Card Number Vehicle/Driver	Date	Time	Purchase Location	Site No.	Receipt Number	Customer Reference	Product/Service					Odo meter (km)	KM Span	Litres/ 100km	Cent/ /km
							Description	CPL Price	Litres	Total Exc GST (\$)	GST (\$)	Total Inc GST (\$)			
ost Centre 050 15405338 03351 GXF233 2397 WHITE FORD RANGER UTILITY	01/03/24 07/03/24 14/03/24 28/03/24	16:25:21 06:13:33 12:32:14 13:37:22	WEMBLEY BALDIVIS BIBRA LAKE BIBRA LAKE	WA WA WA WA	6211 7374 7451 7451	010674 065194 041938 043062	DIESEL		122.23	212.25	21.23	233.48			
							TOTAL		122.23	212.25	21.23	233.48		1269	9.6
							YEAR TO DATE		478.59	817.46	81.76	899.22		5058	9.5
							DIESEL		122.23	212.25	21.23	233.48			
							TOTAL		122.23	212.25	21.23	233.48		1269	9.6
							YEAR TO DATE		478.59	817.46	81.76	899.22		5058	9.5
							ULT DSL	195.43	75.96	134.95	13.50	148.45	121374		
							ULT DSL	192.07	43.51	75.97	7.60	83.57	131883		
							ULT DSL	193.02	73.71	129.34	12.93	142.27	122730		
							ULSD G10	189.90 P	40.63	70.15	7.01	77.16	123200	470	8.6
ost Centre 050 15405338 04490 ICH248 2398 ORD RANGER WHITE	03/03/24 12/03/24 23/03/24	10:13:41 15:04:30 09:50:18	BIBRA LAKE BIBRA LAKE BIBRA LAKE	WA WA WA	7451 7451 7451	041104 010125 042633	DIESEL		233.81	410.41	41.04	451.45			
							TOTAL		233.81	410.41	41.04	451.45		470	49.7
							YEAR TO DATE		496.38	856.90	85.69	942.59		2583	19.2
							DIESEL		233.81	410.41	41.04	451.45			
							TOTAL		233.81	410.41	41.04	451.45		470	49.7
							YEAR TO DATE		496.38	856.90	85.69	942.59		2583	19.2
							ULT DSL	195.90 P	52.65	93.76	9.38	103.14	2670	562	9.4
							ULT DSL	193.02	64.13	112.53	11.25	123.78	3383	713	9.0
							ULT DSL	191.00	68.18	118.38	11.84	130.22	40113		
							DIESEL		184.96	324.67	32.47	357.14			
ost Centre 050 15405338 04359 GYZ376 2407 WHITE MITSUBISHI TRITON UTE	02/03/24 08/03/24 18/03/24 26/03/24	10:39:11 21:00:02 14:26:51 06:38:45	SPEARWOOD PARMELIA NAVAL BASE NAVAL BASE	WA WA WA WA	6443 6178 7770 7770	012994 023613 011883 019690	DIESEL		184.96	324.67	32.47	357.14			
							TOTAL		184.96	324.67	32.47	357.14		1275	14.5
							YEAR TO DATE		390.65	685.02	68.51	753.53		2625	14.9
							DIESEL		184.96	324.67	32.47	357.14			
							TOTAL		184.96	324.67	32.47	357.14		1275	14.5
							YEAR TO DATE		390.65	685.02	68.51	753.53		2625	14.9
							ULT DSL	195.43	56.78	100.87	10.09	110.96	70391	471	12.1
							ULT DSL	192.07	62.90	109.83	10.98	120.81	70950	559	11.3
							ULT DSL	186.90 P	54.72	92.97	9.30	102.27	71485	535	10.2
							ULT DSL	185.90 P	59.03	99.76	9.98	109.74	71979	494	11.9

P Australia Pty Ltd
.B.N. 53 004 085 616
iPO Box 1621
IELBOURNE VIC 3001

BP Plus
Fleet Control Report

Account Enquiries: BP Accounts Receivable Telephone: 1800 225 527



ITY OF COCKBURN
ccounts Payable (Invoice Only) PO
37775
O Box 1215
IBRA LAKE DC PRIVATE BOXES WA
365

CITY OF COCKBURN

Account Number: 0050188034 Customer Number: 0115405338 Page: 9 of 3
Period Starting: 01/03/2024 Period Ending: 31/03/2024 Date: 31/03/2024

Card Number Vehicle/Driver	Date	Time	Purchase Location	Site No.	Receipt Number	Customer Reference	Product/Service					Odo meter (km)	KM Span	Litres/ 100km	Cent /km		
							Description	CPL Price	Litres	Total Exc GST (\$)	GST (\$)					Total Inc GST (\$)	
Post Centre 050 15405338 03781 HEJ525 2418 WHITE FORD RANGER UTILITY	01/03/24 15/03/24 25/03/24	11:53:25 09:27:50 08:00:05	SPEARWOOD BIBRA LAKE BIBRA LAKE	WA WA WA	6443 7451 7451	012969 042024 042703		DIESEL	233.43	403.43	40.35	443.78					
							TOTAL	THIS PERIOD	233.43	403.43	40.35	443.78		2059	11.3	21.	
								YEAR TO DATE	665.82	1,143.23	114.34	1,257.57		4205	15.8	29.	
								DIESEL	233.43	403.43	40.35	443.78					
							TOTAL	THIS PERIOD	233.43	403.43	40.35	443.78		2059	11.3	21.	
								YEAR TO DATE	665.82	1,143.23	114.34	1,257.57		4205	15.8	29.	
								ULT DSL	195.43	48.88	86.85	8.68	95.53	100395	472	10.4	20.
								ULT DSL	192.90 P	66.30	116.26	11.63	127.89	101119	724	9.2	17.
								ULT DSL	192.90 P	74.18	130.08	13.01	143.09	10198			
								DIESEL	189.36	333.19	33.32	366.51					
Post Centre 050 15405338 03898 HIN859 2438 WHITE FORD RANGER UTILITY	29/02/24 10/03/24 22/03/24	13:19:31 07:55:44 14:12:47	BIBRA LAKE SPEARWOOD BIBRA LAKE	WA WA WA	7451 6443 7451	040909 013219 042592		DIESEL	189.36	333.19	33.32	366.51					
							TOTAL	THIS PERIOD	189.36	333.19	33.32	366.51		1196	15.8	30.	
								YEAR TO DATE	526.18	905.60	90.56	996.16		4975	10.6	20.	
								DIESEL	189.36	333.19	33.32	366.51					
							TOTAL	THIS PERIOD	189.36	333.19	33.32	366.51		1196	15.8	30.	
								YEAR TO DATE	526.18	905.60	90.56	996.16		4975	10.6	20.	
								ULT DSL	195.90 P	48.27	85.96	8.60	94.56	61987	467	10.3	20.
								ULT DSL	192.07	65.63	114.59	11.46	126.05	62662	675	9.7	18.
								ULT DSL	191.00	67.81	117.74	11.77	129.51	777			
								DIESEL	181.71	318.29	31.83	350.12					
Post Centre 050 15405338 03054 GRH938 2457 WHITE FORD RANGER UTILITY	21/03/24	07:14:56	COCKBURN CENTRAL	WA	7395	050053		DIESEL	181.71	318.29	31.83	350.12					
							TOTAL	THIS PERIOD	181.71	318.29	31.83	350.12		1142	15.9	30.	
								YEAR TO DATE	441.24	759.84	75.99	835.83		3625	12.2	23.	
								DIESEL	181.71	318.29	31.83	350.12					
							TOTAL	THIS PERIOD	181.71	318.29	31.83	350.12		1142	15.9	30.	
								YEAR TO DATE	441.24	759.84	75.99	835.83		3625	12.2	23.	
								ULT DSL	191.00	54.48	94.59	9.46	104.05	44296	14	389.1	743.

P Australia Pty Ltd
.B.N. 53 004 085 616
iPO Box 1621
IELBOURNE VIC 3001

BP Plus
Fleet Control Report

Account Enquiries: BP Accounts Receivable Telephone: 1800 225 527



ITY OF COCKBURN
ccounts Payable (Invoice Only) PO
37775
O Box 1215
IBRA LAKE DC PRIVATE BOXES WA
365

CITY OF COCKBURN

Account Number: 0050188034 Customer Number: 0115405338 Page: 10 of 3
Period Starting: 01/03/2024 Period Ending: 31/03/2024 Date: 31/03/2024

Card Number Vehicle/Driver	Date	Time	Purchase Location	Site No.	Receipt Number	Customer Reference	Product/Service					Odo meter (km)	KM Span	Litres/ 100km	Cent/ /km
							Description	CPL Price	Litres	Total Exc GST (\$)	GST (\$)	Total Inc GST (\$)			
Post Centre 050 15405338 03120 GTE408 2467 WHITE FORD RANGER UTE	06/03/24 16/03/24 26/03/24	06:52:07 08:32:10 16:46:41	COCKBURN CENTRAL COCKBURN CENTRAL COCKBURN CENTRAL	WA WA WA	7395 7395 7395	049187 049725 050571	DIESEL		54.48	94.59	9.46	104.05			
							TOTAL		54.48	94.59	9.46	104.05		14	743.
							YEAR TO DATE		244.75	420.99	42.10	463.09		2701	17.
							DIESEL		54.48	94.59	9.46	104.05			
							TOTAL		54.48	94.59	9.46	104.05		14	743.
							YEAR TO DATE		244.75	420.99	42.10	463.09		2701	17.
							ULT DSL	194.07	72.81	128.45	12.85	141.30	60197	624	11.7
							ULT DSL	192.90 P	70.04	122.83	12.28	135.11	60915	618	11.3
							ULT DSL	192.90 P	75.04	131.59	13.16	144.75	61436	621	12.1
							DIESEL		217.89	382.87	38.29	421.16			
Post Centre 050 15405338 04375 GRS168 2477 WHITE MITSUBISHI SINGLE CAB	01/03/24	13:46:22	BIBRA LAKE	WA	7451	041034	TOTAL		217.89	382.87	38.29	421.16		1863	22.
							YEAR TO DATE		496.77	857.25	85.74	942.99		4128	22.
							DIESEL		217.89	382.87	38.29	421.16			
							TOTAL		217.89	382.87	38.29	421.16		1863	22.
							YEAR TO DATE		496.77	857.25	85.74	942.99		4128	22.
							ULT DSL	195.90 P	39.39	70.15	7.02	77.17	82620		
							DIESEL		39.39	70.15	7.02	77.17			
							TOTAL		39.39	70.15	7.02	77.17			
							YEAR TO DATE		416.58	713.90	71.41	785.31		4161	18.
							DIESEL		39.39	70.15	7.02	77.17			
Post Centre 050 15405338 03971 HMI124 2497 WHITE FORD RANGER UTE	12/03/24 21/03/24 28/03/24	09:36:35 08:41:01 09:48:53	BIBRA LAKE BIBRA LAKE BIBRA LAKE	WA WA WA	7451 7451 7451	010122 042453 010479	TOTAL		39.39	70.15	7.02	77.17			
							YEAR TO DATE		416.58	713.90	71.41	785.31		4161	18.
							ULSD G10	192.02	64.43	112.47	11.25	123.72	777		
							ULSD G10	189.90 P	66.87	115.45	11.54	126.99	777		
							ULT DSL	192.90 P	60.85	106.71	10.67	117.38	35026		

P Australia Pty Ltd
.B.N. 53 004 085 616
iPO Box 1621
IELBOURNE VIC 3001

BP Plus
Fleet Control Report

Account Enquiries: BP Accounts Receivable Telephone: 1800 225 527



ITY OF COCKBURN
ccounts Payable (Invoice Only) PO
37775
O Box 1215
IBRA LAKE DC PRIVATE BOXES WA
365

CITY OF COCKBURN

Account Number: 0050188034 Customer Number: 0115405338 Page: 11 of 3
Period Starting: 01/03/2024 Period Ending: 31/03/2024 Date: 31/03/2024

Card Number Vehicle/Driver	Date	Time	Purchase Location	Site No.	Receipt Number	Customer Reference	Product/Service					Odo meter (km)	KM Span	Litres/ 100km	Cent/ /km
							Description	CPL Price	Litres	Total Exc GST (\$)	GST (\$)	Total Inc GST (\$)			
Post Centre 050 15405338 02494 GGH334 2507 WHITE MAZDA 6 SEDAN	07/03/24 13/03/24 26/03/24	11:10:07 07:41:26 08:51:50	BALDIVIS BALDIVIS SPEARWOOD	WA WA WA	7375 7375 6443	031807 032344 013733	DIESEL		192.15	334.63	33.46	368.09			
							TOTAL		192.15	334.63	33.46	368.09			
							THIS PERIOD		460.31	794.47	79.45	873.92		1345	65.
							YEAR TO DATE		460.31	794.47	79.45	873.92		34.2	
							DIESEL		192.15	334.63	33.46	368.09			
							TOTAL		192.15	334.63	33.46	368.09			
							THIS PERIOD		460.31	794.47	79.45	873.92		1345	65.
							YEAR TO DATE		460.31	794.47	79.45	873.92		34.2	
							ULP UNM	183.13	43.61	72.60	7.26	79.86	121376	691	6.3
							ULP UNM	183.21	42.55	70.87	7.09	77.96	122035	659	11.
Post Centre 050 15405338 03708 HCC815 2515 WHITE FORD RANGER UTILITY	08/03/24 25/03/24	12:06:02 19:51:26	KARDINYA SUCCESS	WA WA	6207 5992	043612 028265	ULP UNM	170.70	49.83	77.33	7.73	85.06	122706	671	12.
							ULP UNM								
							M/S		135.99	220.80	22.08	242.88			
							TOTAL		135.99	220.80	22.08	242.88		2021	12.
							THIS PERIOD		492.21	774.36	77.42	851.78		6130	13.
							YEAR TO DATE		492.21	774.36	77.42	851.78		8.0	
							M/S		135.99	220.80	22.08	242.88			
							TOTAL		135.99	220.80	22.08	242.88		2021	12.
							THIS PERIOD		492.21	774.36	77.42	851.78		6130	13.
							YEAR TO DATE		492.21	774.36	77.42	851.78		8.0	
Post Centre 050 15405338 04110 HPF979 2523 SUZU D-MAX UTILITY	19/03/24 26/03/24	18:57:43 20:03:30	COCKBURN CENTRAL COCKBURN CENTRAL	WA WA	7395 7395	049952 050588	ULT DSL	192.07	23.58	41.17	4.12	45.29	19800	123	36.
							ULT DSL	190.91	41.68	72.34	7.23	79.57	2164		
							DIESEL		65.26	113.51	11.35	124.86			
							TOTAL		65.26	113.51	11.35	124.86		123	101.
							THIS PERIOD		254.37	437.01	43.71	480.72		1075	44.
							YEAR TO DATE		254.37	437.01	43.71	480.72		23.7	
							DIESEL		65.26	113.51	11.35	124.86			
							TOTAL		65.26	113.51	11.35	124.86		123	101.
							THIS PERIOD		254.37	437.01	43.71	480.72		1075	44.
							YEAR TO DATE		254.37	437.01	43.71	480.72		23.7	
							ULT DSL	191.00	39.57	68.71	6.87	75.58	43438		
							ULT DSL	192.90	35.58	62.39	6.24	68.63	4651		

P Australia Pty Ltd
.B.N. 53 004 085 616
iPO Box 1621
IELBOURNE VIC 3001

BP Plus
Fleet Control Report

Account Enquiries: BP Accounts Receivable Telephone: 1800 225 527



ITY OF COCKBURN
ccounts Payable (Invoice Only) PO
37775
O Box 1215
IBRA LAKE DC PRIVATE BOXES WA
365

CITY OF COCKBURN

Account Number: 0050188034 Customer Number: 0115405338
Period Starting: 01/03/2024 Period Ending: 31/03/2024
Page: 12 of 3
Date: 31/03/2024

Card Number Vehicle/Driver	Date	Time	Purchase Location	Site No.	Receipt Number	Customer Reference	Product/Service					Odo meter (km)	KM Span	Litres/ 100km	Cent/ /km
							Description	CPL Price	Litres	Total Exc GST (\$)	GST (\$)	Total Inc GST (\$)			
Post Centre 050 15405338 03849 HHB989 2537 WHITE FORD RANGER UTILITY	14/03/24	18:03:04	COCKBURN CENTRAL	WA 7395	049647		DIESEL		75.15	131.10	13.11	144.21			
							TOTAL		75.15	131.10	13.11	144.21			
							YEAR TO DATE		116.97	199.75	19.97	219.72		302	72.
							DIESEL		75.15	131.10	13.11	144.21			
							TOTAL		75.15	131.10	13.11	144.21			
							YEAR TO DATE		116.97	199.75	19.97	219.72		302	72.
							ULT DSL	192.90 P	60.03	105.27	10.53	115.80	57717	533	21.
							DIESEL		60.03	105.27	10.53	115.80			
							TOTAL		60.03	105.27	10.53	115.80		533	21.
							YEAR TO DATE		112.30	192.18	19.22	211.40		533	39.
Post Centre 050 15405338 03344 GXB734 2555 WHITE SUBARU OUTBACK VAGON	08/03/24	07:18:52 15:14:05	BALDIVIS EMBLETON	WA 7374 8394	065345 027325		ULT DSL	192.07	52.65	91.93	9.19	101.12	142380	2210	4.7.
							ULT DSL	189.00	58.42	100.37	10.04	110.41	143850	1470	4.0
							DIESEL		111.07	192.30	19.23	211.53			
							TOTAL		111.07	192.30	19.23	211.53		3680	5.8.
							YEAR TO DATE		287.07	496.07	49.61	545.68		6150	4.7
							DIESEL		111.07	192.30	19.23	211.53			
							TOTAL		111.07	192.30	19.23	211.53		3680	5.8.
							YEAR TO DATE		287.07	496.07	49.61	545.68		6150	4.7
							ULT DSL	191.00	71.71	124.51	12.45	136.96	80358	829	8.7
							ULT DSL	192.90 P	73.26	128.47	12.85	141.32	81272	914	8.0
Post Centre 050 15405338 03591 GXV149 2565 WHITE FORD RANGER UTILITY	19/03/24	10:23:32 12:06:56	BIBRA LAKE BIBRA LAKE	WA 7451 7451	010284 042938		ULT DSL	191.00	71.71	124.51	12.45	136.96	80358	829	8.7
							ULT DSL	192.90 P	73.26	128.47	12.85	141.32	81272	914	8.0
							DIESEL		111.07	192.30	19.23	211.53			
							TOTAL		111.07	192.30	19.23	211.53		3680	5.8.
							YEAR TO DATE		287.07	496.07	49.61	545.68		6150	4.7
							DIESEL		111.07	192.30	19.23	211.53			
							TOTAL		111.07	192.30	19.23	211.53		3680	5.8.
							YEAR TO DATE		287.07	496.07	49.61	545.68		6150	4.7
							ULT DSL	191.00	71.71	124.51	12.45	136.96	80358	829	8.7
							ULT DSL	192.90 P	73.26	128.47	12.85	141.32	81272	914	8.0

P Australia Pty Ltd
.B.N. 53 004 085 616
iPO Box 1621
IELBOURNE VIC 3001

BP Plus
Fleet Control Report

Account Enquiries: BP Accounts Receivable Telephone: 1800 225 527



ITY OF COCKBURN
ccounts Payable (Invoice Only) PO
37775
O Box 1215
IBRA LAKE DC PRIVATE BOXES WA
365

CITY OF COCKBURN

Account Number: 0050188034 Customer Number: 0115405338 Page: 13 of 3
Period Starting: 01/03/2024 Period Ending: 31/03/2024 Date: 31/03/2024

Card Number Vehicle/Driver	Date	Time	Purchase Location	Site No.	Receipt Number	Customer Reference	Product/Service					Odo meter (km)	KM Span	Litres/ 100km	Cent /km		
							Description	CPL Price	Litres	Total Exc GST (\$)	GST (\$)					Total Inc GST (\$)	
Post Centre 050 15405338 04094 HPP327 2575 WHITE ISUZU D-MAX UTE	05/03/24 13/03/24 23/03/24	14:26:53 14:04:51 12:52:39	BIBRA LAKE BIBRA LAKE BIBRA LAKE	WA WA WA	7451 7451 7451	041214 041868 010358		DIESEL	144.97	252.98	25.30	278.28					
							TOTAL	THIS PERIOD	144.97	252.98	25.30	278.28		1743	8.3	16.7	
								YEAR TO DATE	506.51	861.99	86.21	948.20		5761	8.8	16.7	
								DIESEL	144.97	252.98	25.30	278.28					
							TOTAL	THIS PERIOD	144.97	252.98	25.30	278.28		1743	8.3	16.7	
								YEAR TO DATE	506.51	861.99	86.21	948.20		5761	8.8	16.7	
Post Centre 050 15405338 04086 HOK035 2606 WHITE FORD RANGER UTILITY	05/03/24 20/03/24	09:25:12 08:57:59	BIBRA LAKE BIBRA LAKE	WA WA	7451 7451	009959 042374		ULT DSL	194.07	61.52	108.54	10.85	119.39	32553	837	7.4	14.7
								ULT DSL	193.02	65.31	114.60	11.46	126.06	32804	251	26.0	50.0
								ULT DSL	191.00	61.30	106.44	10.64	117.08	33323	519	11.8	22.2
								DIESEL	188.13	329.58	32.95	362.53					
							TOTAL	THIS PERIOD	188.13	329.58	32.95	362.53		1607	11.7	22.2	
								YEAR TO DATE	546.67	943.68	94.35	1,038.03		3160	17.3	32.2	
Post Centre 050 15405338 04086 HOK035 2606 WHITE FORD RANGER UTILITY	05/03/24 20/03/24	09:25:12 08:57:59	BIBRA LAKE BIBRA LAKE	WA WA	7451 7451	009959 042374		DIESEL	188.13	329.58	32.95	362.53					
							TOTAL	THIS PERIOD	188.13	329.58	32.95	362.53		1607	11.7	22.2	
								YEAR TO DATE	546.67	943.68	94.35	1,038.03		3160	17.3	32.2	
								ULT DSL	194.07	61.03	107.67	10.77	118.44	15908	371	16.5	31.1
								ULT DSL	191.00	63.83	110.83	11.08	121.91	16283	375	17.0	32.2
								DIESEL	124.86	218.50	21.85	240.35					
Post Centre 050 15405338 04292 HVF574 2618 WHITE VOLKSWAGEN CADDY 'AN	11/03/24 26/03/24 28/03/24	09:06:51 09:44:49 14:08:45	COCKBURN CENTRAL BIBRA LAKE BIBRA LAKE	WA WA WA	7395 7451 7451	011566 010409 043067		DIESEL	124.86	218.50	21.85	240.35					
							TOTAL	THIS PERIOD	124.86	218.50	21.85	240.35		746	16.7	32.2	
								YEAR TO DATE	378.95	650.81	65.08	715.89		2264	16.7	31.1	
								DIESEL	124.86	218.50	21.85	240.35					
							TOTAL	THIS PERIOD	124.86	218.50	21.85	240.35		746	16.7	32.2	
								YEAR TO DATE	378.95	650.81	65.08	715.89		2264	16.7	31.1	
Post Centre 050 15405338 04292 HVF574 2618 WHITE VOLKSWAGEN CADDY 'AN	11/03/24 26/03/24 28/03/24	09:06:51 09:44:49 14:08:45	COCKBURN CENTRAL BIBRA LAKE BIBRA LAKE	WA WA WA	7395 7451 7451	011566 010409 043067		ULT DSL	192.90 P	54.10	94.87	9.49	104.36	13623	873	6.2	12.0
								ULT DSL	192.90 P	14.74	25.85	2.58	28.43	14485	862	1.7	3.3
								ULT DSL	192.90 P	49.70	87.15	8.72	95.87	14690	205	24.2	46.6

P Australia Pty Ltd
.B.N. 53 004 085 616
iPO Box 1621
IELBOURNE VIC 3001

BP Plus
Fleet Control Report

Account Enquiries: BP Accounts Receivable Telephone: 1800 225 527



ITY OF COCKBURN
ccounts Payable (Invoice Only) PO
37775
O Box 1215
IBRA LAKE DC PRIVATE BOXES WA
365

CITY OF COCKBURN

Account Number: 0050188034 Customer Number: 0115405338 Page: 14 of 3
Period Starting: 01/03/2024 Period Ending: 31/03/2024 Date: 31/03/2024

Card Number Vehicle/Driver	Date	Time	Purchase Location	Site No.	Receipt Number	Customer Reference	Product/Service					Odo meter (km)	KM Span	Litres/ 100km	Cent /km		
							Description	CPL Price	Litres	Total Exc GST (\$)	GST (\$)					Total Inc GST (\$)	
Post Centre 050 15405338 04417 GRB219 2626 WHITE MITSUBISHI TRITON UTE	11/03/24 22/03/24	06:48:49 06:18:26	2618 COCKBURN CENTRAL BIBRA LAKE	WA WA	7395 7451	011558 042529		DIESEL	118.54	207.87	20.79	228.66					
							TOTAL	THIS PERIOD	118.54	207.87	20.79	228.66		1940	6.1	11.	
								YEAR TO DATE	290.57	509.60	50.96	560.56		3601	8.1	15.	
								DIESEL	118.54	207.87	20.79	228.66					
							TOTAL	THIS PERIOD	118.54	207.87	20.79	228.66		1940	6.1	11.	
								YEAR TO DATE	290.57	509.60	50.96	560.56		3601	8.1	15.	
Post Centre 050 15405338 04029 HOA671 2646 WHITE MITSUBISHI TRITON	05/03/24 19/03/24	16:11:16 12:17:15	2626 BIBRA LAKE BIBRA LAKE	WA WA	7451 7451	041233 042304		ULT DSL	192.90 P	49.90	87.51	8.75	96.26	41300	300	16.6	32.
								ULT DSL	191.00	52.83	91.73	9.17	100.90	41600	300	17.6	33.
								DIESEL	102.73	179.24	17.92	197.16					
							TOTAL	THIS PERIOD	102.73	179.24	17.92	197.16		600	17.1	32.	
								YEAR TO DATE	353.10	613.36	61.34	674.70		1600	22.1	42.	
								DIESEL	102.73	179.24	17.92	197.16					
Post Centre 050 15405338 04037 HOQ717 2656 ORD RANGER XL SC	06/03/24 14/03/24 21/03/24	09:58:00 08:41:35 07:44:18	2646 COCKBURN CENTRAL COCKBURN CENTRAL COCKBURN CENTRAL	WA WA WA	7395 7395 7395	049210 011783 050063		ULSD G10	192.90 P	63.88	112.02	11.20	123.22	37307	694	9.2	17.
								ULSD G10	189.90 P	61.96	106.96	10.70	117.66	37959	652	9.5	18.
								DIESEL	125.84	218.98	21.90	240.88					
							TOTAL	THIS PERIOD	125.84	218.98	21.90	240.88		1346	9.3	17.	
								YEAR TO DATE	382.84	650.89	65.10	715.99		4082	9.4	17.	
								DIESEL	125.84	218.98	21.90	240.88					
	TOTAL	THIS PERIOD	125.84	218.98	21.90	240.88		1346	9.3	17.							
		YEAR TO DATE	382.84	650.89	65.10	715.99		4082	9.4	17.							
		ULT DSL	194.07	72.68	128.23	12.82	141.05	36769	534	13.6	26.						
		ULT DSL	192.90 P	74.92	131.38	13.14	144.52	37329	560	13.4	25.						
		ULT DSL	191.00	72.90	126.58	12.66	139.24	37869	540	13.5	25.						

P Australia Pty Ltd
.B.N. 53 004 085 616
iPO Box 1621
IELBOURNE VIC 3001

BP Plus
Fleet Control Report

Account Enquiries: BP Accounts Receivable Telephone: 1800 225 527



ITY OF COCKBURN
ccounts Payable (Invoice Only) PO
37775
O Box 1215
IBRA LAKE DC PRIVATE BOXES WA
365

CITY OF COCKBURN

Account Number: 0050188034 Customer Number: 0115405338 Page: 15 of 3
Period Starting: 01/03/2024 Period Ending: 31/03/2024 Date: 31/03/2024

Card Number Vehicle/Driver	Date	Time	Purchase Location	Site No.	Receipt Number	Customer Reference	Product/Service					Odo meter (km)	KM Span	Litres/ 100km	Cent/ /km
							Description	CPL Price	Litres	Total Exc GST (\$)	GST (\$)	Total Inc GST (\$)			
Post Centre 050 15405338 03914 HIN742 2667 WHITE MITSUBISHI TRITON UTE	06/03/24 14/03/24 25/03/24	14:34:40 15:28:45 07:35:37	SPEARWOOD WEMBLEY SPEARWOOD	WA WA WA	6443 6211 6443	013117 011261 013693	DIESEL		220.50	386.19	38.62	424.81			
							TOTAL		220.50	386.19	38.62	424.81		1634	26.
							YEAR TO DATE		660.88	1,140.41	114.04	1,254.45		3840	32.
							DIESEL		220.50	386.19	38.62	424.81			
							TOTAL		220.50	386.19	38.62	424.81		1634	26.
							YEAR TO DATE		660.88	1,140.41	114.04	1,254.45		3840	32.
							ULT DSL	192.07	57.87	101.05	10.10	111.15	53225	449	24.
							ULT DSL	191.02	61.63	107.02	10.70	117.72	253715		
							ULT DSL	190.91	59.69	103.59	10.36	113.95	54196		
							DIESEL		179.19	311.66	31.16	342.82			
							TOTAL		179.19	311.66	31.16	342.82		449	76.
Post Centre 050 15405338 03823 HGH898 2677 WHITE MITSUBISHI TRITON UTE	06/03/24 12/03/24 18/03/24 26/03/24 30/03/24	05:55:05 14:34:15 14:39:05 06:46:14 13:11:07	FORRESTDALE COCKBURN CENTRAL COCKBURN CENTRAL COCKBURN CENTRAL COCKBURN CENTRAL	WA WA WA WA WA	8609 7395 7395 7395 7395	107228 011647 049847 050516 050882	DIESEL		179.19	311.66	31.16	342.82			
							TOTAL		179.19	311.66	31.16	342.82		449	76.
							YEAR TO DATE		609.69	1,042.72	104.28	1,147.00		2386	48.
							DIESEL		179.19	311.66	31.16	342.82			
							TOTAL		179.19	311.66	31.16	342.82		449	76.
							YEAR TO DATE		609.69	1,042.72	104.28	1,147.00		2386	48.
							ULT DSL	194.07	59.76	105.44	10.54	115.98	58393	419	27.
							ULT DSL	192.90 P	51.94	91.08	9.11	100.19	58789	396	25.
							ULT DSL	191.00	51.18	88.86	8.89	97.75	59191	402	24.
							ULT DSL	192.90 P	57.35	100.57	10.06	110.63	59632	441	25.
							ULT DSL	192.90 P	53.59	93.98	9.40	103.38	60057	425	24.
Post Centre 050 15405338 03765 HEI019 2687 WHITE ISUZU D-MAX UTE	02/03/24 08/03/24 10/03/24 19/03/24 24/03/24	11:41:16 09:46:26 10:46:47 09:35:10 10:30:09	BIBRA LAKE BIBRA LAKE BIBRA LAKE BIBRA LAKE BIBRA LAKE	WA WA WA WA WA	7451 7451 7451 7451 7451	041101 041462 041570 042290 010374	DIESEL		273.82	479.93	48.00	527.93			
							TOTAL		273.82	479.93	48.00	527.93		2083	25.
							YEAR TO DATE		672.27	1,171.58	117.16	1,288.74		4983	25.
							DIESEL		273.82	479.93	48.00	527.93			
							TOTAL		273.82	479.93	48.00	527.93		2083	25.
							YEAR TO DATE		672.27	1,171.58	117.16	1,288.74		4983	25.
							ULT DSL	195.90 P	21.56	38.40	3.84	42.24	65135	2582	1.
							ULT DSL	194.07	31.87	56.23	5.62	61.85	63302		
							ULSD G10	192.90 P	50.35	88.30	8.83	97.13	63444	142	68.
							ULSD G10	189.90 P	55.91	96.52	9.65	106.17	63929	485	21.
							ULSD G10	189.90 P	52.90	91.33	9.13	100.46	64395	466	21.

P Australia Pty Ltd
.B.N. 53 004 085 616
iPO Box 1621
IELBOURNE VIC 3001

BP Plus
Fleet Control Report

Account Enquiries: BP Accounts Receivable Telephone: 1800 225 527



ITY OF COCKBURN
ccounts Payable (Invoice Only) PO
37775
O Box 1215
IBRA LAKE DC PRIVATE BOXES WA
365

CITY OF COCKBURN

Account Number: 0050188034 Customer Number: 0115405338 Page: 16 of 3
Period Starting: 01/03/2024 Period Ending: 31/03/2024 Date: 31/03/2024

Card Number Vehicle/Driver	Date	Time	Purchase Location	Site No.	Receipt Number	Customer Reference	Product/Service					Odo meter (km)	KM Span	Litres/ 100km	Cent/ /km
							Description	CPL Price	Litres	Total Exc GST (\$)	GST (\$)	Total Inc GST (\$)			
ost Centre 050 15405338 04425 HJA763 2706 WHITE FORD RANGER UTILITY	29/02/24 13/03/24 20/03/24 26/03/24	08:03:12 07:17:39 08:40:17 07:32:20	BIBRA LAKE BIBRA LAKE BIBRA LAKE BIBRA LAKE	WA WA WA WA	7451 7451 7451 7451	040869 041818 042371 042805	DIESEL		212.59	370.78	37.07	407.85			
							TOTAL		212.59	370.78	37.07	407.85		3675	5.8
							YEAR TO DATE		407.65	712.32	71.22	783.54		4728	8.6
							DIESEL		212.59	370.78	37.07	407.85			
							TOTAL		212.59	370.78	37.07	407.85		3675	5.8
							YEAR TO DATE		407.65	712.32	71.22	783.54		4728	8.6
							ULSD G10	192.90 P	46.04	80.74	8.07	88.81	51495	415	11.1
							ULSD G10	192.02	55.09	96.16	9.62	105.78	51952	467	11.8
							ULT DSL	191.00	65.83	114.30	11.43	125.73	52566	614	10.7
							ULSD G10	189.90 P	58.13	100.35	10.04	110.39	53088	522	11.1
ost Centre 050 15405338 03336 GVU053 2723 WHITE ISUZU FIRE TRUCK	01/03/24 02/03/24 03/03/24 08/03/24 09/03/24 10/03/24 21/03/24 23/03/24	08:34:05 00:53:35 18:24:41 22:12:42 14:11:54 22:17:20 07:38:13 23:26:17	COCKBURN CENTRAL COCKBURN CENTRAL SUCCESS COCKBURN CENTRAL COCKBURN CENTRAL SUCCESS SUCCESS SUCCESS	WA WA WA WA WA WA WA WA	7395 7395 5992 7395 7395 5992 5992 5992	048937 011218 027097 011505 049412 027509 028023 028170	DIESEL		225.09	391.55	39.16	430.71			
							TOTAL		225.09	391.55	39.16	430.71		2018	11.2
							YEAR TO DATE		654.54	1,116.78	111.70	1,228.48		5732	11.4
							DIESEL		225.09	391.55	39.16	430.71			
							TOTAL		225.09	391.55	39.16	430.71		2018	11.2
							YEAR TO DATE		654.54	1,116.78	111.70	1,228.48		5732	11.4
							ULSD G10	196.43	33.08	59.07	5.91	64.98	35345	46	71.9
							ULSD G10	196.43	23.67	42.26	4.23	46.49	111		
							ULT DSL	192.90 P	97.97	171.80	17.18	188.98	777		
							ULSD G10	193.07	33.68	59.12	5.91	65.03	11		
ost Centre 050 15405338 04458	01/03/24	13:52:22	BIBRA LAKE	WA	7451	041035	ULSD G10	192.90 P	11.48	20.13	2.01	22.14	35653		
							ULT DSL	192.07	33.23	58.02	5.80	63.82	36800	1147	2.9
							ULT DSL	189.00	92.00	158.07	15.81	173.88	35858		
							ULT DSL	189.00	78.09	134.17	13.42	147.59	777		
							DIESEL		403.20	702.64	70.27	772.91			
							TOTAL		403.20	702.64	70.27	772.91		1193	33.8
							YEAR TO DATE		1,099.33	1,918.66	191.86	2,110.52		1546	71.1
							DIESEL		403.20	702.64	70.27	772.91			
							TOTAL		403.20	702.64	70.27	772.91		1193	33.8
							YEAR TO DATE		1,099.33	1,918.66	191.86	2,110.52		1546	71.1

P Australia Pty Ltd
.B.N. 53 004 085 616
iPO Box 1621
IELBOURNE VIC 3001

BP Plus
Fleet Control Report

Account Enquiries: BP Accounts Receivable Telephone: 1800 225 527



ITY OF COCKBURN
ccounts Payable (Invoice Only) PO
37775
O Box 1215
IBRA LAKE DC PRIVATE BOXES WA
365

CITY OF COCKBURN

Account Number: 0050188034 Customer Number: 0115405338
Period Starting: 01/03/2024 Period Ending: 31/03/2024
Page: 17 of 3
Date: 31/03/202

Card Number Vehicle/Driver	Date	Time	Purchase Location	Site No.	Receipt Number	Customer Reference	Product/Service					Odo meter (km)	KM Span	Litres/ 100km	Cent /km
							Description	CPL Price	Litres	Total Exc GST (\$)	GST (\$)	Total Inc GST (\$)			
IAN072 2737 WHITE FORD RANGER	15/03/24 28/03/24	09:51:34 10:39:58	BIBRA LAKE BIBRA LAKE	WA WA	7451 7451	010206 043037	ULSD G10	189.90 P	72.63	125.38	12.54	137.92	6700	1200	6.1
							ULSD G10	189.90 P	72.80	125.68	12.57	138.25	7500	800	9.1
							DIESEL		222.00	387.42	38.75	426.17			11.
							TOTAL		222.00	387.42	38.75	426.17		2000	11.1
							THIS PERIOD		222.00	387.42	38.75	426.17		2000	11.1
							YEAR TO DATE		507.06	865.11	86.53	951.64		3410	14.9
															27.
							DIESEL		222.00	387.42	38.75	426.17			
							TOTAL		222.00	387.42	38.75	426.17		2000	11.1
							THIS PERIOD		222.00	387.42	38.75	426.17		2000	11.1
							YEAR TO DATE		507.06	865.11	86.53	951.64		3410	14.9
050 15405338 01454 EZY791 2753 TOYOTA LANDCRUISER UTILITY	02/03/24 03/03/24 08/03/24 21/03/24 23/03/24	00:51:42 18:26:55 22:42:44 02:59:57 23:30:03	COCKBURN CENTRAL SUCCESS COCKBURN CENTRAL SUCCESS SUCCESS	WA WA WA WA WA	7395 5992 7395 5992 5992	011217 027098 011506 028010 028171	ULT DSL	196.90 P	17.76	31.79	3.18	34.97	27508	73	24.3
							ULP UNM	186.15	3.81	6.45	0.64	7.09			47.
							ULT DSL	192.90 P	32.62	57.20	5.72	62.92	27709	201	16.2
							ULP UNM	181.70 P	1.76	2.91	0.29	3.20			31.
							ULT DSL	194.07	15.30	26.99	2.70	29.69	27743	34	45.0
							ULP UNM	185.13	2.97	5.00	0.50	5.50			87.
							ULT DSL	189.00	32.69	56.16	5.62	61.78	777		
							ULP UNM	180.34	0.45	0.74	0.07	0.81			
							ULT DSL	189.00	28.98	49.79	4.98	54.77	777		
							ULP UNM	180.34	2.57	4.21	0.42	4.63			
050 15405338 03492 GYK722 2777 WHITE ISUZU D-MAX UTILITY	03/03/24	15:00:50	BIBRA LAKE	WA	7451	041113	DIESEL		127.35	221.93	22.20	244.13			
							M/S		11.56	19.31	1.92	21.23			
							TOTAL		138.91	241.24	24.12	265.36		308	45.1
							THIS PERIOD		138.91	241.24	24.12	265.36		308	45.1
							YEAR TO DATE		435.36	754.12	75.42	829.54		919	47.4
															90.
							DIESEL		127.35	221.93	22.20	244.13			
							M/S		11.56	19.31	1.92	21.23			
							TOTAL		138.91	241.24	24.12	265.36		308	45.1
							THIS PERIOD		138.91	241.24	24.12	265.36		308	45.1
							YEAR TO DATE		435.36	754.12	75.42	829.54		919	47.4
							ULSD G10	192.90 P	59.27	103.94	10.39	114.33	71796		

P Australia Pty Ltd
.B.N. 53 004 085 616
iPO Box 1621
IELBOURNE VIC 3001

BP Plus
Fleet Control Report

Account Enquiries: BP Accounts Receivable Telephone: 1800 225 527



ITY OF COCKBURN
ccounts Payable (Invoice Only) PO
37775
O Box 1215
IBRA LAKE DC PRIVATE BOXES WA
365

CITY OF COCKBURN

Account Number: 0050188034 Customer Number: 0115405338
Period Starting: 01/03/2024 Period Ending: 31/03/2024
Page: 18 of 3
Date: 31/03/202

Card Number Vehicle/Driver	Date	Time	Purchase Location	Site No.	Receipt Number	Customer Reference	Product/Service					Odo meter (km)	KM Span	Litres/ 100km	Cent /km	
							Description	CPL Price	Litres	Total Exc GST (\$)	GST (\$)					Total Inc GST (\$)
Cost Centre 050 15405338 04193 HRS629 2784 OYOTA LCRUSR - WHITE	29/02/24 02/03/24 03/03/24 10/03/24 21/03/24 22/03/24 28/03/24	11:38:35 00:55:48 18:02:26 20:32:11 14:32:14 06:52:56 17:27:21	PIARA WATERS COCKBURN CENTRAL BALDIVIS SUCCESS MIDVALE PIARA WATERS BALDIVIS	WA WA WA WA WA WA WA	1110 7395 7375 5992 6092 1110 7375	008402 011219 004330 027507 102246 009349 033830		DIESEL	59.27	103.94	10.39	114.33				
							TOTAL	THIS PERIOD	59.27	103.94	10.39	114.33				
								YEAR TO DATE	177.35	300.74	30.07	330.81				
								DIESEL	59.27	103.94	10.39	114.33				
							TOTAL	THIS PERIOD	59.27	103.94	10.39	114.33				
								YEAR TO DATE	177.35	300.74	30.07	330.81				
							ULT DSL	194.90 P	29.88	52.95	5.29	58.24	6352	209	14.3	27.
							ULT DSL	196.90 P	19.94	35.69	3.57	39.26	6421	69	28.9	56.
							ULT DSL	195.43	43.31	76.95	7.69	84.64	6641	220	19.7	38.
							ULT DSL	192.07	24.04	41.97	4.20	46.17	777			
Cost Centre 050 15405338 03872 HIN860 2797 WHITE FORD RANGER UTE	29/02/24 08/03/24 20/03/24 27/03/24	13:49:17 06:14:02 16:49:57 17:23:32	COCKBURN CENTRAL BIBRA LAKE BALDIVIS BALDIVIS	WA WA WA WA	7395 7451 7374 7374	048881 041434 003125 067520	ULT DSL	196.90 P	71.61	128.18	12.82	141.00	52833	810	8.8	17.
							ULT DSL	194.07	72.95	128.70	12.87	141.57	53650	817	8.9	17.
							ULT DSL	189.00	68.33	117.40	11.74	129.14	54317	667	10.2	19.
							ULT DSL	190.91	73.21	127.05	12.71	139.76	55185	868	8.4	16.
							DIESEL	286.10	501.33	50.14	551.47					
							TOTAL	THIS PERIOD	286.10	501.33	50.14	551.47		3162	9.0	17.
								YEAR TO DATE	573.62	995.84	99.58	1,095.42		6183	9.3	17.
								DIESEL	286.10	501.33	50.14	551.47				
							TOTAL	THIS PERIOD	286.10	501.33	50.14	551.47		3162	9.0	17.
								YEAR TO DATE	573.62	995.84	99.58	1,095.42		6183	9.3	17.
Cost Centre 050 15405338 03864 HFX818 2808	14/03/24 28/03/24	10:09:47 13:05:25	COCKBURN CENTRAL BIBRA LAKE	WA WA	7395 7451	011794 043060	ULP UNM	185.21	58.00	97.65	9.77	107.42	53458	629	9.2	17.
							ULP UNM	185.19	54.24	91.31	9.13	100.44	54084	626	8.7	16.

P Australia Pty Ltd
.B.N. 53 004 085 616
iPO Box 1621
IELBOURNE VIC 3001

BP Plus
Fleet Control Report

Account Enquiries: BP Accounts Receivable Telephone: 1800 225 527



ITY OF COCKBURN
ccounts Payable (Invoice Only) PO
37775
O Box 1215
IBRA LAKE DC PRIVATE BOXES WA
365

CITY OF COCKBURN

Account Number: 0050188034 Customer Number: 0115405338 Page: 19 of 3
Period Starting: 01/03/2024 Period Ending: 31/03/2024 Date: 31/03/202

Card Number Vehicle/Driver	Date	Time	Purchase Location	Site No.	Receipt Number	Customer Reference	Product/Service					Odo meter (km)	KM Span	Litres/ 100km	Cent /km
							Description	CPL Price	Litres	Total Exc GST (\$)	GST (\$)				
BLUE NISSAN X-TRAIL							M/S		112.24	188.96	18.90	207.86			
							TOTAL		112.24	188.96	18.90	207.86		1255	16.
							YEAR TO DATE		402.24	651.06	65.11	716.17		3290	21.
							M/S		112.24	188.96	18.90	207.86			
							TOTAL		112.24	188.96	18.90	207.86		1255	16.
							YEAR TO DATE		402.24	651.06	65.11	716.17		3290	21.
							BP ULT UNM	198.75	36.76	66.42	6.64	73.06	70572	745	4.9
							BP ULT UNM	194.26	38.15	67.37	6.74	74.11	71935	1363	2.8
							M/S		74.91	133.79	13.38	147.17			
							TOTAL		74.91	133.79	13.38	147.17		2108	7.
Post Centre	29/02/24 20/03/24	17:01:41 17:17:36	BIBRA LAKE BIBRA LAKE	WA WA	7451 7451	040939 010315	YEAR TO DATE		263.46	459.68	45.96	505.64		4925	10.
							M/S		74.91	133.79	13.38	147.17			
							TOTAL		74.91	133.79	13.38	147.17		2108	7.
							YEAR TO DATE		263.46	459.68	45.96	505.64		4925	10.
							ULT DSL	189.00	65.24	112.09	11.21	123.30	22938		
							DIESEL		65.24	112.09	11.21	123.30			
							TOTAL		65.24	112.09	11.21	123.30			
							YEAR TO DATE		241.85	414.33	41.43	455.76		1984	23.
							DIESEL		65.24	112.09	11.21	123.30			
							TOTAL		65.24	112.09	11.21	123.30		1984	23.
Post Centre	20/03/24	11:13:16	SPEARWOOD	WA	6443	013561	YEAR TO DATE		241.85	414.33	41.43	455.76		1984	23.
							ULT DSL	195.90 P	68.90	122.71	12.27	134.98	11254	657	10.5
							ULT DSL	194.07	36.55	64.48	6.45	70.93	11619	365	10.0
							ULT DSL	194.07	59.77	105.45	10.54	115.99	777		
							ULT DSL	193.02	48.11	84.42	8.44	92.86	12640		
							ULT DSL	192.90 P	40.99	71.88	7.19	79.07	777		
							ULT DSL								
							TOTAL								
							YEAR TO DATE								
							ULT DSL								
Post Centre	01/03/24 04/03/24 09/03/24 13/03/24 16/03/24	15:32:19 08:26:05 14:13:46 15:28:07 17:05:44	BIBRA LAKE BIBRA LAKE BIBRA LAKE BIBRA LAKE BIBRA LAKE	WA WA WA WA WA	7451 7451 7451 7451 7451	041049 041123 010079 041872 010235	ULT DSL								
							ULT DSL								
							ULT DSL								
							ULT DSL								
							ULT DSL								
							ULT DSL								
							ULT DSL								
							ULT DSL								
							ULT DSL								
							ULT DSL								

P Australia Pty Ltd
.B.N. 53 004 085 616
iPO Box 1621
IELBOURNE VIC 3001

BP Plus
Fleet Control Report

Account Enquiries: BP Accounts Receivable Telephone: 1800 225 527



ITY OF COCKBURN
ccounts Payable (Invoice Only) PO
37775
O Box 1215
IBRA LAKE DC PRIVATE BOXES WA
365

CITY OF COCKBURN

Account Number: 0050188034 Customer Number: 0115405338
Period Starting: 01/03/2024 Period Ending: 31/03/2024
Page: 20 of 3
Date: 31/03/2024

Card Number Vehicle/Driver	Date	Time	Purchase Location	Site No.	Receipt Number	Customer Reference	Product/Service					Odo meter (km)	KM Span	Litres/ 100km	Cent: /km
							Description	CPL Price	Litres	Total Exc GST (\$)	GST (\$)	Total Inc GST (\$)			
Jost Centre 050 15405338 04011 HJU694 2877 WHITE ISUZU D-MAX UTILITY	21/03/24	09:37:23	BIBRA LAKE	WA	7451	042460	ULT DSL	191.00	43.71	75.89	7.59	83.48	13416		
	24/03/24	07:58:08	BIBRA LAKE	WA	7451	042652	ULT DSL	191.00	40.39	70.13	7.01	77.14	13812	396	19.
	29/03/24	16:00:46	BIBRA LAKE	WA	7451	043116	ULT DSL	192.90 P	42.66	74.81	7.48	82.29	14211	399	20.
							DIESEL		381.08	669.77	66.97	736.74			
							TOTAL		381.08	669.77	66.97	736.74		1817	21.0
							YEAR TO DATE		895.24	1,544.19	154.41	1,698.60		4566	19.6
							DIESEL		381.08	669.77	66.97	736.74			
							TOTAL		381.08	669.77	66.97	736.74		1817	21.0
							YEAR TO DATE		895.24	1,544.19	154.41	1,698.60		4566	19.6
Jost Centre 050 15405338 02486 GEH032 2883 WHITE ISUZU FIRE TRUCK	01/03/24	09:36:14	SPEARWOOD	WA	6443	012962	ULT DSL	195.43	65.37	116.14	11.61	127.75	8830		
	13/03/24	11:17:44	BIBRA LAKE	WA	7451	041852	ULSD G10	192.02	27.67	48.30	4.83	53.13	39939		
	16/03/24	15:06:11	BIBRA LAKE	WA	7451	010228	ULSD G10	189.90 P	50.74	87.60	8.76	96.36	40240	301	32.
	23/03/24	13:31:01	BIBRA LAKE	WA	7451	010362	ULSD G10	189.90 P	38.92	67.19	6.72	73.91	777		
	30/03/24	17:18:34	BIBRA LAKE	WA	7451	010498	ULT DSL	192.90 P	43.97	77.11	7.71	84.82	777		
							DIESEL		226.67	396.34	39.63	435.97			
							TOTAL		226.67	396.34	39.63	435.97		301	75.3
							YEAR TO DATE		596.74	1,019.38	101.93	1,121.31		2826	21.1
							DIESEL		226.67	396.34	39.63	435.97			
							TOTAL		226.67	396.34	39.63	435.97		301	75.3
Jost Centre 050 15405338 02486 GEH032 2883 WHITE ISUZU FIRE TRUCK	01/03/24	07:37:15	COCKBURN CENTRAL	WA	7395	048932	ULSD G10	196.43	34.08	60.85	6.09	66.94	23167		
	04/03/24	20:55:29	PIARA WATERS	WA	1110	008583	ULT DSL	192.90 P	33.08	58.01	5.80	63.81	2322		
	10/03/24	01:28:10	COCKBURN CENTRAL	WA	7395	011531	ULSD G10	192.90 P	78.74	138.08	13.81	151.89	23333		
	10/03/24	23:13:50	SUCCESS	WA	5992	027510	ULT DSL	192.07	45.45	79.36	7.94	87.30	23372	39	223.
	15/03/24	17:13:57	COCKBURN CENTRAL	WA	7395	011872	ULSD G10	192.02	14.94	26.08	2.61	28.69	23397	25	114.
	25/03/24	05:18:53	SUCCESS	WA	5992	009432	ULT DSL	190.91	39.07	67.81	6.78	74.59	33458		
							DIESEL		245.36	430.19	43.03	473.22			
							TOTAL		245.36	430.19	43.03	473.22		64	383.4
							YEAR TO DATE		833.34	1,441.24	144.14	1,585.38		419	198.9

P Australia Pty Ltd
.B.N. 53 004 085 616
iPO Box 1621
IELBOURNE VIC 3001

BP Plus
Fleet Control Report

Account Enquiries: BP Accounts Receivable Telephone: 1800 225 527



ITY OF COCKBURN
ccounts Payable (Invoice Only) PO
37775
O Box 1215
IBRA LAKE DC PRIVATE BOXES WA
365

CITY OF COCKBURN

Account Number: 0050188034
Period Starting: 01/03/2024

Customer Number: 0115405338
Period Ending: 31/03/2024

Page: 21 of 3
Date: 31/03/202

Card Number Vehicle/Driver	Date	Time	Purchase Location	Site No.	Receipt Number	Customer Reference	Product/Service					Odo meter (km)	KM Span	Litres/ 100km	Cent /km									
							Description	CPL Price	Litres	Total Exc GST (\$)	GST (\$)					Total Inc GST (\$)								
Cost Centre 050 15405338 03096 GSG891 2896 WHITE FORD RANGER UTE	05/03/24 11/03/24 18/03/24 21/03/24 27/03/24 28/03/24	07:53:00 07:52:32 08:13:10 17:39:47 06:48:22 08:31:40	2883 BALDIVIS BALDIVIS BALDIVIS BALDIVIS BALDIVIS	WA WA WA WA WA WA	7375 7375 7375 7374 7374 7375	031549 004742 032744 066805 067426 033746		DIESEL	245.36	430.19	43.03	473.22												
							TOTAL	THIS PERIOD YEAR TO DATE	245.36 833.34	430.19 1,441.24	43.03 144.14	473.22 1,585.38		64 419	383.4 198.9	739. 378.								
								ULT DSL	192.07	60.14	105.01	10.50	115.51	111340	340	17.7	34.							
								ULT DSL	191.02	36.25	62.95	6.29	69.24	111601	261	13.9	26.							
								ULT DSL	189.00	54.51	93.65	9.37	103.02	112000	399	13.7	25.							
								ULT DSL	189.00	41.28	70.93	7.09	78.02	112400	400	10.3	19.							
								ULT DSL	190.91	24.20	42.00	4.20	46.20	112841	441	5.5	10.							
								ULT DSL	190.91	47.14	81.81	8.18	89.99	113840	999	4.7	9.							
								DIESEL		263.52	456.35	45.63	501.98											
							TOTAL	THIS PERIOD YEAR TO DATE	263.52 725.70	456.35 1,246.47	45.63 124.65	501.98 1,371.12		2840 5708	9.3 12.7	17. 24.								
Cost Centre 050 15405338 03658 HAO880 2913 WHITE MERCEDES SPRINTER BUS	14/03/24	13:23:13	2896 SPEARWOOD	WA	6443	013363		DIESEL	263.52	456.35	45.63	501.98												
							TOTAL	THIS PERIOD YEAR TO DATE	263.52 725.70	456.35 1,246.47	45.63 124.65	501.98 1,371.12		2840 5708	9.3 12.7	17. 24.								
								ULT DSL	191.02	50.47	87.65	8.76	96.41	35732										
								DIESEL		50.47	87.65	8.76	96.41											
							TOTAL	THIS PERIOD YEAR TO DATE	50.47 223.42	87.65 381.00	8.76 38.09	96.41 419.09		1579	14.1	26.								
								DIESEL		50.47	87.65	8.76	96.41											
							TOTAL	THIS PERIOD YEAR TO DATE	50.47 223.42	87.65 381.00	8.76 38.09	96.41 419.09		1579	14.1	26.								
							Cost Centre 050 15405338 03666 GCX392 2943 WHITE MITSUBISHI ROSA BUS	05/03/24 12/03/24 14/03/24 18/03/24 19/03/24 26/03/24	07:53:07 08:47:03 13:37:25 07:37:23 08:42:28 08:46:16	2913 BIBRA LAKE BIBRA LAKE BIBRA LAKE BIBRA LAKE EAST ROCKINGHAM BIBRA LAKE	WA WA WA WA WA WA	7451 7451 7451 7451 9080 7451	041165 010117 041950 042159 032493 042818		ULSD G10	192.90 P	35.99	63.11	6.31	69.42	121259	124	29.0	56.
															ULSD G10	192.02	30.79	53.75	5.37	59.12	121405	146	21.1	40.
															ULSD G10	192.02	37.67	65.75	6.58	72.33	121600	195	19.3	37.
	ULT DSL	191.00	27.20	47.23	4.72	51.95								121743	143	19.0	36.							
	ULT DSL	191.00	31.44	54.59	5.46	60.05								121994	251	12.5	23.							
	ULT DSL	192.90 P	44.37	77.81	7.78	85.59								122156	162	27.4	52.							

P Australia Pty Ltd
.B.N. 53 004 085 616
iPO Box 1621
IELBOURNE VIC 3001

BP Plus
Fleet Control Report

Account Enquiries: BP Accounts Receivable Telephone: 1800 225 527



ITY OF COCKBURN
ccounts Payable (Invoice Only) PO
37775
O Box 1215
IBRA LAKE DC PRIVATE BOXES WA
365

CITY OF COCKBURN

Account Number: 0050188034 Customer Number: 0115405338
Period Starting: 01/03/2024 Period Ending: 31/03/2024
Page: 22 of 3
Date: 31/03/2024

Card Number Vehicle/Driver	Date	Time	Purchase Location	Site No.	Receipt Number	Customer Reference	Product/Service					Odo meter (km)	KM Span	Litres/ 100km	Cent /km
							Description	CPL Price	Litres	Total Exc GST (\$)	GST (\$)	Total Inc GST (\$)			
Post Centre 050 15405338 03930 GWT630 2965 WHITE MITSUBISHI TRITON UTE	05/03/24	11:15:33	MANDURAH	WA	7778	002020	DIESEL		207.46	362.24	36.22	398.46			
							TOTAL		207.46	362.24	36.22	398.46		1021	39.
							YEAR TO DATE		568.14	979.28	97.93	1,077.21		2576	41.
							DIESEL		207.46	362.24	36.22	398.46			
							TOTAL		207.46	362.24	36.22	398.46		1021	39.
							YEAR TO DATE		568.14	979.28	97.93	1,077.21		2576	41.
							ULT DSL	192.07	64.21	112.12	11.21	123.33	140964	915	7.0
							DIESEL		64.21	112.12	11.21	123.33			
							TOTAL		64.21	112.12	11.21	123.33		915	13.
							YEAR TO DATE		733.19	1,249.77	124.98	1,374.75		5763	23.
Post Centre 050 15405338 03674 EVR786 2993 WHITE MITSUBISHI ROSA BUS	05/03/24	08:03:19 08:51:47 13/03/24 15:42:00 14/03/24 08:54:23 20/03/24 09:49:47 22/03/24 14:53:24 27/03/24	BIBRA LAKE BIBRA LAKE BIBRA LAKE BIBRA LAKE SPEARWOOD SUCCESS	WA	7451	009951 041835 041970 010300 013620 028377	ULT DSL	194.07	57.33	101.15	10.11	111.26	130813	306	18.7
							ULT DSL	193.02	56.75	99.58	9.96	109.54	1311107		
							ULT DSL	193.02	34.31	60.20	6.02	66.22	13164		
							ULSD G10	189.90 P	36.62	63.22	6.32	69.54	131445		
							ULT DSL	189.00	48.00	82.47	8.25	90.72	131670	225	21.3
							ULT DSL	190.91	47.89	83.11	8.31	91.42	131891	221	21.7
							DIESEL		280.90	489.73	48.97	538.70			
							TOTAL		280.90	489.73	48.97	538.70		752	71.
							YEAR TO DATE		615.54	1,064.18	106.40	1,170.58		2315	50.
							DIESEL		280.90	489.73	48.97	538.70			
							TOTAL		280.90	489.73	48.97	538.70		752	71.
Post Centre 050 15405338 03740 HCL935 4255 WHITE FORD RANGER UTILITY	01/03/24	11:51:27 14/03/24 16:00:53 28/03/24 14:10:58	COCKBURN CENTRAL BIBRA LAKE NAVAL BASE	WA	7395	048960 041972 012701	ULT DSL	196.90 P	71.33	127.68	12.77	140.45	56910	538	13.3
							ULT DSL	193.02	75.21	131.97	13.20	145.17	57601	691	10.9
							ULT DSL	186.90 P	70.93	120.52	12.05	132.57	58282	681	10.4
							DIESEL		280.90	489.73	48.97	538.70			
							TOTAL		280.90	489.73	48.97	538.70		752	71.
							YEAR TO DATE		615.54	1,064.18	106.40	1,170.58		2315	50.
							DIESEL		280.90	489.73	48.97	538.70			
							TOTAL		280.90	489.73	48.97	538.70		752	71.
							YEAR TO DATE		615.54	1,064.18	106.40	1,170.58		2315	50.
							DIESEL		280.90	489.73	48.97	538.70			
							TOTAL		280.90	489.73	48.97	538.70		752	71.

P Australia Pty Ltd
.B.N. 53 004 085 616
iPO Box 1621
IELBOURNE VIC 3001

BP Plus
Fleet Control Report

Account Enquiries: BP Accounts Receivable Telephone: 1800 225 527



ITY OF COCKBURN
ccounts Payable (Invoice Only) PO
37775
O Box 1215
IBRA LAKE DC PRIVATE BOXES WA
365

CITY OF COCKBURN

Account Number: 0050188034 Customer Number: 0115405338 Page: 23 of 3
Period Starting: 01/03/2024 Period Ending: 31/03/2024 Date: 31/03/2024

Card Number Vehicle/Driver	Date	Time	Purchase Location	Site No.	Receipt Number	Customer Reference	Product/Service					Odo meter (km)	KM Span	Litres/100km	Cent /km
							Description	CPL Price	Litres	Total Exc GST (\$)	GST (\$)				
Post Centre 050 15405338 04367 GLP881 4264 SILVER FORD FOCUS HATCH	04/03/24 17/03/24	14:38:52 18:11:44	SOUTH FREMANTLE SOUTH FREMANTLE	WA WA	9802 9802	019923 012005	DIESEL		217.47	380.17	38.02	418.19			
							TOTAL		217.47	380.17	38.02	418.19		1910	21.
							YEAR TO DATE		477.40	817.64	81.77	899.41		4428	20.
							DIESEL		217.47	380.17	38.02	418.19			
							TOTAL		217.47	380.17	38.02	418.19		1910	21.
							YEAR TO DATE		477.40	817.64	81.77	899.41		4428	20.
							ULP UNM	179.70 P	43.04	70.31	7.03	77.34	146527		
							ULP UNM	175.70 P	46.18	73.76	7.38	81.14	116988		
							M/S		89.22	144.07	14.41	158.48			
							TOTAL		89.22	144.07	14.41	158.48			
							YEAR TO DATE		228.62	370.09	37.01	407.10		2434	16.
Post Centre 050 15405338 03906 HGI138 4294 WHITE MITSUBISHI TRITON UTE	07/03/24 22/03/24	09:51:18 15:42:35	BIBRA LAKE BIBRA LAKE	WA WA	7451 7451	010046 042605	ULT DSL	194.07	53.26	93.96	9.40	103.36	95324	594	17.
							ULT DSL	191.00	52.24	90.71	9.07	99.78	95759	435	22.
							DIESEL		105.50	184.67	18.47	203.14			
							TOTAL		105.50	184.67	18.47	203.14		1029	19.
							YEAR TO DATE		264.43	459.85	45.98	505.83		2577	19.
							DIESEL		105.50	184.67	18.47	203.14			
							TOTAL		105.50	184.67	18.47	203.14		1029	19.
							YEAR TO DATE		264.43	459.85	45.98	505.83		2577	19.
							ULT DSL	191.00	52.67	91.45	9.15	100.60	114907	640	15.
							ULT DSL	192.90 P	49.74	87.23	8.72	95.95	115550	643	14.
Post Centre 050 15405338 02866 GNL074 5043 WHITE KIA SPORTAGE WAGON	18/03/24 27/03/24	07:22:59 07:53:01	BIBRA LAKE BIBRA LAKE	WA WA	7451 7451	042154 042909	ULT DSL	191.00	52.67	91.45	9.15	100.60	114907	640	15.
							ULT DSL	192.90 P	49.74	87.23	8.72	95.95	115550	643	14.
							DIESEL		105.50	184.67	18.47	203.14			
							TOTAL		105.50	184.67	18.47	203.14		1029	19.
							YEAR TO DATE		264.43	459.85	45.98	505.83		2577	19.
							DIESEL		105.50	184.67	18.47	203.14			
							TOTAL		105.50	184.67	18.47	203.14		1029	19.
							YEAR TO DATE		264.43	459.85	45.98	505.83		2577	19.
							ULT DSL	191.00	52.67	91.45	9.15	100.60	114907	640	15.
							ULT DSL	192.90 P	49.74	87.23	8.72	95.95	115550	643	14.

P Australia Pty Ltd
.B.N. 53 004 085 616
iPO Box 1621
IELBOURNE VIC 3001

BP Plus
Fleet Control Report

Account Enquiries: BP Accounts Receivable Telephone: 1800 225 527



ITY OF COCKBURN
ccounts Payable (Invoice Only) PO
37775
O Box 1215
IBRA LAKE DC PRIVATE BOXES WA
365

CITY OF COCKBURN

Account Number: 0050188034 Customer Number: 0115405338 Page: 24 of 3
Period Starting: 01/03/2024 Period Ending: 31/03/2024 Date: 31/03/2024

Card Number Vehicle/Driver	Date	Time	Purchase Location	Site No.	Receipt Number	Customer Reference	Product/Service					Odo meter (km)	KM Span	Litres/ 100km	Cent/ /km
							Description	CPL Price	Litres	Total Exc GST (\$)	GST (\$)	Total Inc GST (\$)			
Post Centre 050 15405338 03534 GYO868 5251 WHITE FORD TRANSIT VAN	14/03/24 28/03/24	14:55:37 16:48:26	PIARA WATERS BIBRA LAKE	WA 7451	009027 043089		DIESEL		102.41	178.68	17.87	196.55			
							TOTAL		102.41	178.68	17.87	196.55		1283	8.0
							YEAR TO DATE		342.30	590.60	59.06	649.66		4239	8.1
							DIESEL		102.41	178.68	17.87	196.55			
							TOTAL		102.41	178.68	17.87	196.55		1283	8.0
							YEAR TO DATE		342.30	590.60	59.06	649.66		4239	8.1
							ULT DSL	192.90 P	38.62	67.73	6.77	74.50	57740	337	11.5
							ULT DSL	192.90 P	56.95	99.87	9.99	109.86	58239	499	11.4
							DIESEL		95.57	167.60	16.76	184.36			
							TOTAL		95.57	167.60	16.76	184.36		836	11.4
Post Centre 050 15405338 02569 GHO226 5282 WHITE HYUNDAI I30 HATCH	15/03/24	14:10:25	SUCCESS	WA 5992	027798		ULT DSL	191.02	46.39	80.55	8.06	88.61	40464	744	6.2
							DIESEL		46.39	80.55	8.06	88.61			
							TOTAL		46.39	80.55	8.06	88.61		744	6.2
							YEAR TO DATE		132.24	229.04	22.91	251.95		2073	6.4
							DIESEL		46.39	80.55	8.06	88.61			
							TOTAL		46.39	80.55	8.06	88.61		744	6.2
							YEAR TO DATE		132.24	229.04	22.91	251.95		2073	6.4
							ULP UNM	184.15	43.08	72.12	7.21	79.33	50978	66	11.4
							ULP UNM	173.70 P	7.53	11.89	1.19	13.08	51044		
Post Centre 050 15405338 04045 GMJ053 5313 WHITE MAZDA 6 SEDAN	01/03/24 18/03/24	10:45:20 10:59:27	SUCCESS BIBRA LAKE	WA 5992 7451	009005 042190		ULP UNM	184.15	43.08	72.12	7.21	79.33	50978	66	11.4
							ULP UNM	173.70 P	7.53	11.89	1.19	13.08	51044		

P Australia Pty Ltd
.B.N. 53 004 085 616
iPO Box 1621
IELBOURNE VIC 3001

BP Plus
Fleet Control Report

Account Enquiries: BP Accounts Receivable Telephone: 1800 225 527



ITY OF COCKBURN
ccounts Payable (Invoice Only) PO
37775
O Box 1215
IBRA LAKE DC PRIVATE BOXES WA
365

CITY OF COCKBURN

Account Number: 0050188034 Customer Number: 0115405338 Page: 25 of 3
Period Starting: 01/03/2024 Period Ending: 31/03/2024 Date: 31/03/2024

Card Number Vehicle/Driver	Date	Time	Purchase Location	Site No.	Receipt Number	Customer Reference	Product/Service					Odo meter (km)	KM Span	Litres/ 100km	Cent/ km
							Description	CPL Price	Litres	Total Exc GST (\$)	GST (\$)	Total Inc GST (\$)			
Post Centre 050 15405338 03880 HGQ065 5404 WHITE VW TIGUAN WAGON	01/03/24	13:59:50	SPEARWOOD	WA	6443	012972	M/S		50.61	84.01	8.40	92.41			
							TOTAL		50.61	84.01	8.40	92.41		66	140.
							YEAR TO DATE		50.61	84.01	8.40	92.41		66	140.
							M/S		50.61	84.01	8.40	92.41			
							TOTAL		50.61	84.01	8.40	92.41		66	140.
							YEAR TO DATE		50.61	84.01	8.40	92.41		66	140.
							ULP 95 UNM	192.74	48.37	84.75	8.48	93.23	21942	465	20.
							M/S		48.37	84.75	8.48	93.23			
							TOTAL		48.37	84.75	8.48	93.23		465	20.
							YEAR TO DATE		97.70	170.80	17.09	187.89		977	19.
Post Centre 050 15405338 04318 HXX969 5424 WHITE VOLKSWAGEN T-ROC	05/03/24	15:42:42 09:55:59	SPEARWOOD SPEARWOOD	WA WA	6443 6443	013075 013485	ULP 95 UNM	189.70 P	50.00	86.23	8.62	94.85	7692	1482	5.
							ULP 95 UNM	188.26	43.00	73.59	7.36	80.95	9174		
							M/S		93.00	159.82	15.98	175.80			
							TOTAL		93.00	159.82	15.98	175.80		1482	11.
							YEAR TO DATE		232.03	390.88	39.08	429.96		3047	14.
							M/S		93.00	159.82	15.98	175.80			
							TOTAL		93.00	159.82	15.98	175.80		1482	11.
							YEAR TO DATE		232.03	390.88	39.08	429.96		3047	14.
							BP ULT UNM	196.95	45.28	81.07	8.11	89.18	95189	532	16.
Post Centre 050 15405338 03559 GZB377 5473 WHITE TOYOTA CAMRY SEDAN	25/03/24	13:06:33	COCKBURN CENTRAL	WA	7395	050453									



P Australia Pty Ltd
.B.N. 53 004 085 616
iPO Box 1621
IELBOURNE VIC 3001

BP Plus
Fleet Control Report

Account Enquiries: BP Accounts Receivable Telephone: 1800 225 527



ITY OF COCKBURN
ccounts Payable (Invoice Only) PO
37775
O Box 1215
IBRA LAKE DC PRIVATE BOXES WA
365

CITY OF COCKBURN

Account Number: 0050188034 Customer Number: 0115405338
Period Starting: 01/03/2024 Period Ending: 31/03/2024
Page: 26 of 3
Date: 31/03/2024

Card Number Vehicle/Driver	Date	Time	Purchase Location	Site No.	Receipt Number	Customer Reference	Product/Service					Odo meter (km)	KM Span	Litres/ 100km	Cent/ /km
							Description	CPL Price	Litres	Total Exc GST (\$)	GST (\$)	Total Inc GST (\$)			
Post Centre 050 15405338 04185 HSD237 5494 WHITE MITSUBISHI TRITON UTE	29/02/24 08/03/24 15/03/24	11:11:39 08:07:53 14:46:25	SUCCESS SPEARWOOD SPEARWOOD	WA WA WA	5992 6443 6443	008964 013170 013399	M/S		45.28	81.07	8.11	89.18			
							TOTAL		45.28	81.07	8.11	89.18		532	8.5
							YEAR TO DATE		440.34	718.50	71.85	790.35		3907	11.3
							M/S		45.28	81.07	8.11	89.18			
							TOTAL		45.28	81.07	8.11	89.18		532	8.5
							YEAR TO DATE		440.34	718.50	71.85	790.35		3907	11.3
							ULT DSL	195.43	63.46	112.75	11.27	124.02	32793	624	10.2
							ULT DSL	192.07	65.15	113.75	11.38	125.13	33412	619	10.5
							ULT DSL	191.02	57.51	99.86	9.99	109.85	33990	578	9.9
							DIESEL		186.12	326.36	32.64	359.00			
Post Centre 050 15405338 04268 HUL717 5504 WHITE FORD RANGER UTE	15/03/24	09:37:06	SUCCESS	WA	5992	027787	TOTAL		186.12	326.36	32.64	359.00		1821	10.2
							YEAR TO DATE		629.28	1,079.89	107.99	1,187.88		3044	20.7
							DIESEL		186.12	326.36	32.64	359.00			
							TOTAL		186.12	326.36	32.64	359.00		1821	10.2
							YEAR TO DATE		629.28	1,079.89	107.99	1,187.88		3044	20.7
							ULT DSL	191.02	76.43	132.72	13.27	145.99	20540	851	9.0
							DIESEL		76.43	132.72	13.27	145.99			
							TOTAL		76.43	132.72	13.27	145.99		851	9.0
							YEAR TO DATE		384.85	663.16	66.32	729.48		4180	9.2
							DIESEL		76.43	132.72	13.27	145.99			
Post Centre 050 15405338 04466 HHE012 5523 WHITE FORD RANGER UTILITY	15/03/24	14:33:30	BIBRA LAKE	WA	7451	042059	TOTAL		76.43	132.72	13.27	145.99		851	9.0
							YEAR TO DATE		384.85	663.16	66.32	729.48		4180	9.2
							ULSD G10	189.90 P	72.52	125.20	12.52	137.72	32107	673	10.8

P Australia Pty Ltd
.B.N. 53 004 085 616
iPO Box 1621
IELBOURNE VIC 3001

BP Plus
Fleet Control Report

Account Enquiries: BP Accounts Receivable Telephone: 1800 225 527



ITY OF COCKBURN
ccounts Payable (Invoice Only) PO
37775
O Box 1215
IBRA LAKE DC PRIVATE BOXES WA
365

CITY OF COCKBURN

Account Number: 0050188034 Customer Number: 0115405338 Page: 27 of 3
Period Starting: 01/03/2024 Period Ending: 31/03/2024 Date: 31/03/2024

Card Number Vehicle/Driver	Date	Time	Purchase Location	Site No.	Receipt Number	Customer Reference	Product/Service					Odo meter (km)	KM Span	Litres/ 100km	Cent/ /km
							Description	CPL Price	Litres	Total Exc GST (\$)	GST (\$)	Total Inc GST (\$)			
Post Centre 050 15405338 03542 GYZ082 5542 WHITE SUBARU FORESTER VAGON	29/02/24	15:01:09	BIBRA LAKE	WA	7451	040925	DIESEL		72.52	125.20	12.52	137.72			
							TOTAL		72.52	125.20	12.52	137.72		673	20.
							YEAR TO DATE		283.67	482.08	48.21	530.29		2042	26.
							DIESEL		72.52	125.20	12.52	137.72			
							TOTAL		72.52	125.20	12.52	137.72		673	20.
							YEAR TO DATE		283.67	482.08	48.21	530.29		2042	26.
							BP ULT UNM	198.75	33.00	59.63	5.96	65.59	44757	338	9.8
							M/S		33.00	59.63	5.96	65.59			
							TOTAL		33.00	59.63	5.96	65.59		338	19.
							YEAR TO DATE		148.06	256.05	25.60	281.65		1000	28.
Post Centre 050 15405338 03773 HDY134 5552 WHITE ISUZU MUX WAGON	01/03/24 18/03/24	14:41:14 15:15:20	BIBRA LAKE BIBRA LAKE	WA WA	7451 7451	041041 042230	ULT DSL	195.90 P	45.37	80.80	8.08	88.88	24503	365	12.4
							ULT DSL	191.00	38.18	66.29	6.63	72.92	24843	340	11.2
							DIESEL		83.55	147.09	14.71	161.80			24.
							TOTAL		83.55	147.09	14.71	161.80		705	23.
							YEAR TO DATE		280.21	483.25	48.32	531.57		2245	23.
							DIESEL		83.55	147.09	14.71	161.80			
							TOTAL		83.55	147.09	14.71	161.80		705	23.
							YEAR TO DATE		280.21	483.25	48.32	531.57		2245	23.
							ULT DSL	194.07	39.85	70.31	7.03	77.34	159596	231	17.3
							ULT DSL	192.07	22.91	40.00	4.00	44.00	159892	296	7.7
Post Centre 050 15405338 03690 HBD279 5701 WHITE ISUZU D-MAX UTILITY	07/03/24 08/03/24 09/03/24 10/03/24 11/03/24 12/03/24	05:41:00 04:52:27 05:16:45 04:31:40 05:38:54 05:43:43	BIBRA LAKE SUCCESS BIBRA LAKE SPEARWOOD BIBRA LAKE BIBRA LAKE	WA WA WA WA WA WA	7451 5992 7451 6443 7451 7451	041337 027354 041549 013216 041586 041695	ULT DSL	192.07	19.69	34.74	3.47	38.21	160056	164	12.0
							ULT DSL	194.07	19.69	34.74	3.47	38.21	160056	164	12.0
							ULT DSL	192.07	18.57	32.43	3.24	35.67	160199	143	13.0
							ULT DSL	193.02	28.12	49.35	4.93	54.28	160441	242	11.6
							ULT DSL	193.02	38.74	67.97	6.80	74.77	160790	349	11.1
							ULT DSL	192.07	19.69	34.74	3.47	38.21	160056	164	12.0
							ULT DSL	192.07	18.57	32.43	3.24	35.67	160199	143	13.0
							ULT DSL	193.02	28.12	49.35	4.93	54.28	160441	242	11.6
							ULT DSL	193.02	38.74	67.97	6.80	74.77	160790	349	11.1
							ULT DSL	192.07	19.69	34.74	3.47	38.21	160056	164	12.0

P Australia Pty Ltd
.B.N. 53 004 085 616
iPO Box 1621
IELBOURNE VIC 3001

BP Plus
Fleet Control Report



Account Enquiries: BP Accounts Receivable Telephone: 1800 225 527

ITY OF COCKBURN
ccounts Payable (Invoice Only) PO
37775
O Box 1215
IBRA LAKE DC PRIVATE BOXES WA
365

CITY OF COCKBURN

Account Number: 0050188034 Customer Number: 0115405338
Period Starting: 01/03/2024 Period Ending: 31/03/2024

Page: 28 of 3
Date: 31/03/202

Card Number Vehicle/Driver	Date	Time	Purchase Location	Site No.	Receipt Number	Customer Reference	Product/Service					Odo meter (km)	KM Span	Litres/ 100km	Cent/ /km
							Description	CPL Price	Litres	Total Exc GST (\$)	GST (\$)	Total Inc GST (\$)			
ost Centre 050 15405338 03609 GZL076 5711 WHITE NISSAN QASHQAI SUV	12/03/24	16:24:28	BIBRA LAKE	WA	7451	041772	ULT DSL	193.02	19.21	33.71	3.37	37.08	160591		
	17/03/24	02:34:06	COCKBURN CENTRAL	WA	7395	011909	ULT DSL	192.90 P	59.40	104.16	10.42	114.58	161518	927	6.4
	20/03/24	17:38:20	BIBRA LAKE	WA	7451	010319	ULT DSL	191.00	48.51	84.23	8.42	92.65	161903	385	12.6
	21/03/24	04:49:16	SPEARWOOD	WA	6443	013577	ULT DSL	189.00	15.41	26.47	2.65	29.12	162020	117	13.2
	21/03/24	17:36:00	BIBRA LAKE	WA	7451	042512	ULT DSL	191.00	17.30	30.04	3.00	33.04	162239	219	7.9
	22/03/24	17:39:13	BIBRA LAKE	WA	7451	042613	ULT DSL	191.00	21.11	36.65	3.67	40.32	162308	69	30.6
	24/03/24	17:40:59	BIBRA LAKE	WA	7451	042667	ULT DSL	191.00	48.92	84.95	8.49	93.44	162724	416	11.8
	25/03/24	17:37:17	BIBRA LAKE	WA	7451	042774	ULT DSL	192.90 P	23.79	41.72	4.17	45.89	162907	183	13.0
	26/03/24	17:38:27	BIBRA LAKE	WA	7451	042881	ULT DSL	192.90 P	24.23	42.49	4.25	46.74	163079	172	14.1
							DIESEL		445.76	779.22	77.91	857.13			
						TOTAL	THIS PERIOD		445.76	779.22	77.91	857.13		3913	11.4
							YEAR TO DATE		1,781.75	3,059.28	305.94	3,365.22		12483	14.3
							DIESEL		445.76	779.22	77.91	857.13			
						TOTAL	THIS PERIOD		445.76	779.22	77.91	857.13		3913	11.4
							YEAR TO DATE		1,781.75	3,059.28	305.94	3,365.22		12483	14.3
	02/03/24	05:23:07	COCKBURN CENTRAL	WA	7395	048979	ULP UNM	186.15	31.93	54.04	5.40	59.44	1		
	03/03/24	05:40:44	SPEARWOOD	WA	6443	013011	ULP UNM	177.70 P	23.57	38.07	3.81	41.88	777		
	04/03/24	05:26:57	COCKBURN CENTRAL	WA	7395	049040	ULP UNM	185.13	19.83	33.37	3.34	36.71	777		
	08/03/24	05:35:28	BIBRA LAKE	WA	7451	041430	ULP UNM	185.13	28.02	47.15	4.72	51.87	777		
	09/03/24	17:26:43	SUCCESS	WA	5992	027459	ULP UNM	177.70 P	22.36	36.12	3.61	39.73	194368		
	14/03/24	17:30:03	BIBRA LAKE	WA	7451	041979	ULP UNM	185.21	51.79	87.20	8.72	95.92	194798	430	12.0
	15/03/24	05:26:39	BIBRA LAKE	WA	7451	041988	ULP UNM	185.21	19.32	32.53	3.25	35.78	194976	178	10.9
	15/03/24	17:26:47	BIBRA LAKE	WA	7451	042080	ULP UNM	185.21	20.01	33.69	3.37	37.06	195137	161	12.4
	17/03/24	05:17:08	SPEARWOOD	WA	6443	013439	ULP UNM	175.70 P	10.04	16.04	1.60	17.64	195243	106	9.5
	18/03/24	05:11:37	BIBRA LAKE	WA	7451	042130	ULP UNM	177.70 P	21.73	35.10	3.51	38.61	195495	252	8.6
	18/03/24	17:34:45	BIBRA LAKE	WA	7451	010265	ULP UNM	173.70 P	13.56	21.41	2.14	23.55	195577	82	16.5
	19/03/24	05:31:45	BIBRA LAKE	WA	7451	042255	ULP UNM	173.70 P	22.47	35.48	3.55	39.03	777		
	21/03/24	17:34:24	BIBRA LAKE	WA	7451	042511	ULP UNM	182.34	33.37	55.32	5.53	60.85	19067		
	22/03/24	17:26:43	BIBRA LAKE	WA	7451	042611	ULP UNM	182.34	15.13	25.08	2.51	27.59	196176		
	23/03/24	05:09:45	BIBRA LAKE	WA	7451	042620	ULP UNM	182.34	17.48	28.97	2.90	31.87	196336	160	10.9
	23/03/24	17:17:50	BIBRA LAKE	WA	7451	042647	ULP UNM	182.34	22.04	36.54	3.65	40.19	196447	111	19.9
	24/03/24	05:17:51	SPEARWOOD	WA	6443	013667	ULP UNM	179.70 P	14.26	23.30	2.33	25.63	777		
	25/03/24	05:38:55	BIBRA LAKE	WA	7451	042674	ULP UNM	181.70 P	23.40	38.65	3.87	42.52	777		
	26/03/24	05:37:59	BIBRA LAKE	WA	7451	042784	ULP UNM	177.70 P	21.60	34.89	3.49	38.38	777		
	27/03/24	05:34:16	BIBRA LAKE	WA	7451	042900	ULP UNM	173.70 P	11.86	18.73	1.87	20.60	777		
	30/03/24	17:13:55	BIBRA LAKE	WA	7451	010496	ULP UNM	183.70 P	39.52	66.00	6.60	72.60	197575		

P Australia Pty Ltd
.B.N. 53 004 085 616
iPO Box 1621
IELBOURNE VIC 3001

BP Plus
Fleet Control Report

Account Enquiries: BP Accounts Receivable Telephone: 1800 225 527



ITY OF COCKBURN
ccounts Payable (Invoice Only) PO
37775
O Box 1215
IBRA LAKE DC PRIVATE BOXES WA
365

CITY OF COCKBURN

Account Number: 0050188034 Customer Number: 0115405338
Period Starting: 01/03/2024 Period Ending: 31/03/2024

Page: 29 of 3
Date: 31/03/2020

Card Number Vehicle/Driver	Date	Time	Purchase Location	Site No.	Receipt Number	Customer Reference	Product/Service					Odo meter (km)	KM Span	Litres/ 100km	Cent /km			
							Description	CPL Price	Litres	Total Exc GST (\$)	GST (\$)					Total Inc GST (\$)		
Cost Centre 050 15405338 03617 GZL077 5721 WHITE NISSAN QASHQAI SUV	01/03/24 18/03/24	05:23:11 17:44:22	BIBRA LAKE BIBRA LAKE	WA WA	7451 7451	040955 042250		M/S	483.29	797.68	79.77	877.45						
							TOTAL	THIS PERIOD	483.29	797.68	79.77	877.45		1480	32.7	59.		
								YEAR TO DATE	1,307.39	2,097.28	209.76	2,307.04		4966	26.3	46.		
								M/S	483.29	797.68	79.77	877.45						
							TOTAL	THIS PERIOD	483.29	797.68	79.77	877.45		1480	32.7	59.		
								YEAR TO DATE	1,307.39	2,097.28	209.76	2,307.04		4966	26.3	46.		
Cost Centre 050 15405338 04474 IBU371 5732 ORD RANGER WHITE	29/02/24 01/03/24 02/03/24 03/03/24 04/03/24 05/03/24 05/03/24 06/03/24 06/03/24 07/03/24 07/03/24 08/03/24 08/03/24 09/03/24 11/03/24 11/03/24 12/03/24 13/03/24 19/03/24 20/03/24 20/03/24	05:35:25 05:32:19 05:02:00 04:56:35 18:45:06 04:59:36 17:45:58 05:33:14 17:41:18 05:29:03 17:26:20 05:31:52 17:26:01 05:32:11 05:30:07 17:33:27 17:28:16 05:35:22 17:30:53 05:12:25 17:20:14	BIBRA LAKE BIBRA LAKE SPEARWOOD KARDINYA SPEARWOOD SPEARWOOD BIBRA LAKE BIBRA LAKE BIBRA LAKE BIBRA LAKE BIBRA LAKE BIBRA LAKE BIBRA LAKE BIBRA LAKE SUCCESS BIBRA LAKE BIBRA LAKE BIBRA LAKE BIBRA LAKE BIBRA LAKE BIBRA LAKE	WA WA	7451 7451 6443 6207 6443 6443 7451 7451 7451 7451 7451 7451 7451 7451 5992 7451 7451 7451 7451 7451 7451	040857 040958 012990 000589 013043 013047 041244 041256 010024 041335 041416 041429 041536 041550 041581 027576 041786 041802 042336 042350 010316		ULP UNM	186.15	18.18	30.76	3.08	33.84	216891	122	14.9	27.	
								ULP UNM	173.70	25.11	39.65	3.97	43.62	21780				
								M/S	43.29	70.41	7.05	77.46						
							TOTAL	THIS PERIOD	43.29	70.41	7.05	77.46		122	35.5	63.		
								YEAR TO DATE	1,167.19	1,822.33	182.23	2,004.56		5914	19.7	33.		
								M/S	43.29	70.41	7.05	77.46						
								ULSD G10	192.90	P	31.18	54.68	5.47	60.15	2500	485	6.4	12.
								ULSD G10	192.90	P	30.58	53.63	5.36	58.99	2665	165	18.5	35.
								ULT DSL	195.43		30.80	54.72	5.47	60.19	2992	327	9.4	18.
								ULT DSL	195.43		28.08	49.89	4.99	54.88	3194	202	13.9	27.
								ULT DSL	192.07		48.50	84.68	8.47	93.15	2670			
								ULT DSL	192.07		17.28	30.17	3.02	33.19	3851	1181	1.5	2.
								ULT DSL	194.07		17.25	30.44	3.04	33.48	4036	185	9.3	18.
								ULT DSL	194.07		19.40	34.23	3.42	37.65	4237	201	9.7	18.
								ULT DSL	194.07		25.03	44.16	4.42	48.58	4469	232	10.8	20.
								ULSD G10	192.90	P	15.09	26.46	2.65	29.11	4615	146	10.3	19.
								ULT DSL	194.07		12.42	21.91	2.19	24.10	4768	153	8.1	15.

P Australia Pty Ltd
.B.N. 53 004 085 616
iPO Box 1621
IELBOURNE VIC 3001

BP Plus
Fleet Control Report

Account Enquiries: BP Accounts Receivable Telephone: 1800 225 527



ITY OF COCKBURN
ccounts Payable (Invoice Only) PO
37775
O Box 1215
IBRA LAKE DC PRIVATE BOXES WA
365

CITY OF COCKBURN

Account Number: 0050188034 Customer Number: 0115405338
Period Starting: 01/03/2024 Period Ending: 31/03/2024

Page: 30 of 3
Date: 31/03/2024

Card Number Vehicle/Driver	Date	Time	Purchase Location		Site No.	Receipt Number	Customer Reference	Product/Service					Odo meter (km)	KM Span	Litres/ 100km	Cent /km		
								Description	CPL Price	Litres	Total Exc GST (\$)	GST (\$)					Total Inc GST (\$)	
Cost Centre	21/03/24	05:08:07	BIBRA LAKE	WA	7451	042425		ULT DSL	191.00	19.64	34.10	3.41	37.51	7289				
	22/03/24	05:10:35	BIBRA LAKE	WA	7451	042520		ULT DSL	191.00	21.33	37.04	3.70	40.74	7510	221	9.7	18.	
	23/03/24	05:21:57	SUCCESS	WA	5992	009391		ULT DSL	189.00	20.14	34.60	3.46	38.06	7686	176	11.4	21.	
	26/03/24	17:35:22	BIBRA LAKE	WA	7451	042880		ULT DSL	192.90 P	38.32	67.20	6.72	73.92	8103	417	9.2	17.	
	27/03/24	05:30:26	BIBRA LAKE	WA	7451	042899		ULT DSL	192.90 P	14.29	25.06	2.51	27.57	8229	126	11.3	21.	
	28/03/24	17:28:46	BIBRA LAKE	WA	7451	043092		ULT DSL	192.90 P	29.18	51.17	5.12	56.29	8525	296	9.9	19.	
	30/03/24	03:36:48	SPEARWOOD	WA	6443	013874		ULT DSL	190.91	33.81	58.68	5.87	64.55	8804	279	12.1	23.	
								DIESEL		675.90	1182.95	118.29	1301.24					
							TOTAL	THIS PERIOD YEAR TO DATE		675.90	1,182.95	118.29	1,301.24		6935	9.7	18.	
									873.37	1,533.99	153.37	1,687.36		8369	10.4	20.		
Cost Centre			5732					DIESEL		675.90	1182.95	118.29	1301.24					
							TOTAL	THIS PERIOD YEAR TO DATE		675.90	1,182.95	118.29	1,301.24		6935	9.7	18.	
									873.37	1,533.99	153.37	1,687.36		8369	10.4	20.		
	050 15405338 04334	29/02/24	05:20:58	SPEARWOOD	WA	6443	012917		ULT DSL	195.43	14.00	24.87	2.49	27.36	54783			
	HWC304 5742	29/02/24	17:32:17	BIBRA LAKE	WA	7451	040942		ULT DSL	195.90 P	22.18	39.50	3.95	43.45	55016	233	9.5	18.
	VHTE FORD RANGER	01/03/24	17:38:34	BIBRA LAKE	WA	7451	041062		ULT DSL	195.90 P	39.22	69.85	6.98	76.83	555430			
		02/03/24	17:38:47	BIBRA LAKE	WA	7451	009930		ULT DSL	195.90 P	39.47	70.29	7.03	77.32	55839			
		03/03/24	17:12:10	BIBRA LAKE	WA	7451	041115		ULT DSL	195.90 P	32.62	58.09	5.81	63.90	51964			
		05/03/24	03:42:36	COCKBURN CENTRAL	WA	7395	011304		ULT DSL	194.07	28.79	50.79	5.08	55.87	56490			
		05/03/24	17:35:06	BIBRA LAKE	WA	7451	041242		ULT DSL	194.07	22.09	38.97	3.90	42.87	56730	240	9.2	17.
		06/03/24	05:38:24	BIBRA LAKE	WA	7451	041258		ULT DSL	194.07	21.97	38.76	3.88	42.64	56993	263	8.4	16.
		07/03/24	16:53:58	BIBRA LAKE	WA	7451	041415		ULT DSL	194.07	33.02	58.25	5.83	64.08	57342	349	9.5	18.
		08/03/24	16:50:56	BIBRA LAKE	WA	7451	041533		ULT DSL	194.07	13.04	23.01	2.30	25.31	57476	134	9.7	18.
		10/03/24	03:28:56	SPEARWOOD	WA	6443	013215		ULT DSL	192.07	24.76	43.24	4.32	47.56	57708	232	10.7	20.
		10/03/24	17:29:37	BIBRA LAKE	WA	7451	041576		ULT DSL	194.07	14.03	24.75	2.48	27.23	57870	162	8.7	16.
		11/03/24	17:30:00	BIBRA LAKE	WA	7451	041681		ULT DSL	193.02	33.90	59.48	5.95	65.43	58229	359	9.4	18.
		12/03/24	17:40:04	BIBRA LAKE	WA	7451	010127		ULT DSL	193.02	26.63	46.73	4.67	51.40	58496	267	10.0	19.
		13/03/24	17:38:43	BIBRA LAKE	WA	7451	041883		ULT DSL	193.02	32.04	56.22	5.62	61.84	58867	371	8.6	16.
		14/03/24	05:38:13	BIBRA LAKE	WA	7451	041894		ULT DSL	193.02	19.85	34.83	3.48	38.31	59072	205	9.7	18.
		15/03/24	05:40:13	BIBRA LAKE	WA	7451	041991		ULT DSL	193.02	26.26	46.08	4.61	50.69	59368	296	8.9	17.
		15/03/24	17:28:11	SPEARWOOD	WA	6443	013406		ULT DSL	191.02	27.01	46.90	4.69	51.59	59630	262	10.3	19.
		16/03/24	05:34:25	BIBRA LAKE	WA	7451	042091		ULT DSL	192.90 P	22.75	39.89	3.99	43.88	59883	253	9.0	17.
		16/03/24	17:28:11	BIBRA LAKE	WA	7451	010237		ULT DSL	192.90 P	25.79	45.23	4.52	49.75	60165	282	9.1	17.
		17/03/24	05:18:06	SPEARWOOD	WA	6443	013440		ULT DSL	191.02	18.83	32.70	3.27	35.97	60316	151	12.5	23.
		17/03/24	17:38:48	BIBRA LAKE	WA	7451	042128		ULT DSL	192.90 P	18.90	33.15	3.31	36.46	60545	229	8.3	15.
		18/03/24	17:34:14	BIBRA LAKE	WA	7451	010264		ULT DSL	191.00	33.74	58.58	5.86	64.44	60871	326	10.3	19.
		19/03/24	17:43:26	BIBRA LAKE	WA	7451	042338		ULT DSL	191.00	34.19	59.36	5.94	65.30	61231	360	9.5	18.
		21/03/24	05:41:44	BIBRA LAKE	WA	7451	042427		ULT DSL	191.00	36.36	63.14	6.31	69.45	61599	368	9.9	18.
		22/03/24	05:40:22	BIBRA LAKE	WA	7451	042523		ULT DSL	191.00	24.30	42.19	4.22	46.41	61843	244	10.0	19.
		23/03/24	05:41:10	BIBRA LAKE	WA	7451	042621		ULT DSL	191.00	26.68	46.33	4.63	50.96	62221	378	7.1	13.

P Australia Pty Ltd
.B.N. 53 004 085 616
iPO Box 1621
IELBOURNE VIC 3001

BP Plus
Fleet Control Report

Account Enquiries: BP Accounts Receivable Telephone: 1800 225 527



ITY OF COCKBURN
ccounts Payable (Invoice Only) PO
37775
O Box 1215
IBRA LAKE DC PRIVATE BOXES WA
365

CITY OF COCKBURN

Account Number: 0050188034 Customer Number: 0115405338
Period Starting: 01/03/2024 Period Ending: 31/03/2024

Page: 31 of 3
Date: 31/03/202

Card Number Vehicle/Driver	Date	Time	Purchase Location		Site No.	Receipt Number	Customer Reference	Product/Service						Odo meter (km)	KM Span	Litres/ 100km	Cent/ /km
								Description	CPL Price	Litres	Total Exc GST (\$)	GST (\$)	Total Inc GST (\$)				
Cost Centre	24/03/24	05:27:32	COCKBURN CENTRAL	WA	7395	050309		ULT DSL	191.00	31.41	54.54	5.45	59.99	62545	324	9.7	18.
	25/03/24	05:27:02	BIBRA LAKE	WA	7451	042671		ULT DSL	192.90 P	13.53	23.73	2.37	26.10	62686	141	9.6	18.
	26/03/24	05:03:46	BIBRA LAKE	WA	7451	042782		ULT DSL	192.90 P	18.59	32.60	3.26	35.86	629720			
	27/03/24	17:11:13	COCKBURN CENTRAL	WA	7395	050671		ULT DSL	192.90 P	38.59	67.67	6.77	74.44	63297			
	29/03/24	17:40:32	COCKBURN CENTRAL	WA	7395	050858		ULT DSL	192.90 P	44.70	78.39	7.84	86.23	63772	475	9.4	18.
	30/03/24	17:39:05	BIBRA LAKE	WA	7451	010499		ULT DSL	192.90 P	37.39	65.57	6.56	72.13	777			
							DIESEL		896.63	1573.68	157.37	1731.05					
							TOTAL	THIS PERIOD		896.63	1,573.68	157.37	1,731.05		6904	13.0	25.
								YEAR TO DATE		2,454.59	4,229.92	422.99	4,652.91		23123	10.6	20.
								DIESEL		896.63	1573.68	157.37	1731.05				
							TOTAL	THIS PERIOD		896.63	1,573.68	157.37	1,731.05		6904	13.0	25.
								YEAR TO DATE		2,454.59	4,229.92	422.99	4,652.91		23123	10.6	20.
050 15405338 04326	29/02/24	17:38:57	BIBRA LAKE	WA	7451	040944		ULT DSL	195.90 P	30.02	53.46	5.35	58.81	45147	315	9.5	18.
HWC303 5752	01/03/24	17:39:07	BIBRA LAKE	WA	7451	041063		ULT DSL	195.90 P	17.52	31.20	3.12	34.32	45333	186	9.4	18.
WHITE FORD RANGER	02/03/24	17:48:06	BIBRA LAKE	WA	7451	009931		ULT DSL	195.90 P	25.16	44.81	4.48	49.29	45595	262	9.6	18.
	04/03/24	03:54:44	COCKBURN CENTRAL	WA	7395	011272		ULT DSL	194.07	31.44	55.47	5.55	61.02	45925	330	9.5	18.
	05/03/24	05:10:38	SUCCESS	WA	5992	027146		ULT DSL	192.07	38.43	67.10	6.71	73.81	46345	420	9.2	17.
	05/03/24	17:38:39	BIBRA LAKE	WA	7451	041243		ULT DSL	194.07	18.27	32.24	3.22	35.46	46524	179	10.2	19.
	06/03/24	17:43:20	BIBRA LAKE	WA	7451	010025		ULSD G10	192.90 P	18.33	32.15	3.21	35.36	46677	153	12.0	23.
	07/03/24	05:40:24	BIBRA LAKE	WA	7451	041336		ULSD G10	192.90 P	16.81	29.48	2.95	32.43	46868	191	8.8	17.
	07/03/24	16:23:07	SPEARWOOD	WA	6443	013155		ULT DSL	192.07	16.64	29.05	2.91	31.96	46999	131	12.7	24.
	08/03/24	17:25:30	BIBRA LAKE	WA	7451	041535		ULSD G10	192.90 P	15.63	27.41	2.74	30.15	47160	161	9.7	18.
	09/03/24	05:09:19	BIBRA LAKE	WA	7451	041547		ULSD G10	192.90 P	16.17	28.35	2.84	31.19	47324	164	9.9	19.
	10/03/24	16:13:29	SPEARWOOD	WA	6443	013235		ULT DSL	192.07	27.25	47.58	4.76	52.34	47613	289	9.4	18.
	11/03/24	05:33:35	BIBRA LAKE	WA	7451	041583		ULT DSL	193.02	15.11	26.51	2.65	29.16	47757	144	10.5	20.
	12/03/24	05:26:51	BIBRA LAKE	WA	7451	041692		ULSD G10	192.02	21.09	36.82	3.68	40.50	47998	241	8.8	16.
	15/03/24	05:39:42	BIBRA LAKE	WA	7451	041990		ULT DSL	193.02	22.29	39.11	3.91	43.02	48193	195	11.4	22.
	16/03/24	05:40:13	BIBRA LAKE	WA	7451	042092		ULT DSL	192.90 P	32.12	56.33	5.63	61.96	48529	336	9.6	18.
	16/03/24	17:29:28	BIBRA LAKE	WA	7451	010238		ULT DSL	192.90 P	19.26	33.77	3.38	37.15	777			
	17/03/24	17:38:24	BIBRA LAKE	WA	7451	042127		ULT DSL	192.90 P	37.68	66.07	6.61	72.68	49113			
	18/03/24	05:30:35	BIBRA LAKE	WA	7451	042133		ULT DSL	191.00	19.05	33.07	3.31	36.38	9332			
	19/03/24	05:41:26	BIBRA LAKE	WA	7451	042259		ULT DSL	191.00	26.18	45.45	4.55	50.00	49593			
	19/03/24	17:43:59	BIBRA LAKE	WA	7451	042339		ULT DSL	191.00	15.96	27.71	2.77	30.48	49929	336	4.8	9.
	20/03/24	17:20:37	BIBRA LAKE	WA	7451	010317		ULSD G10	189.90 P	34.53	59.61	5.96	65.57	10543			
	21/03/24	05:46:40	BIBRA LAKE	WA	7451	042429		ULT DSL	191.00	13.77	23.91	2.39	26.30	50208			
	21/03/24	17:47:15	BIBRA LAKE	WA	7451	042513		ULSD G10	189.90 P	17.73	30.61	3.06	33.67	50458	250	7.1	13.
	22/03/24	17:37:17	BIBRA LAKE	WA	7451	042612		ULSD G10	189.90 P	27.15	46.87	4.69	51.56	50736	278	9.8	18.
	24/03/24	05:20:06	COCKBURN CENTRAL	WA	7395	050308		ULT DSL	191.00	49.84	86.54	8.65	95.19	51212	476	10.5	20.
	25/03/24	05:26:14	BIBRA LAKE	WA	7451	042670		ULT DSL	192.90 P	24.63	43.19	4.32	47.51	51456	244	10.1	19.
	25/03/24	17:26:35	BIBRA LAKE	WA	7451	042773		ULSD G10	189.90 P	14.53	25.08	2.51	27.59	51613	157	9.3	17.

P Australia Pty Ltd
.B.N. 53 004 085 616
iPO Box 1621
IELBOURNE VIC 3001

BP Plus
Fleet Control Report



Account Enquiries: BP Accounts Receivable Telephone: 1800 225 527

ITY OF COCKBURN
ccounts Payable (Invoice Only) PO
37775
O Box 1215
IBRA LAKE DC PRIVATE BOXES WA
365

CITY OF COCKBURN

Account Number: 0050188034 Customer Number: 0115405338
Period Starting: 01/03/2024 Period Ending: 31/03/2024
Page: 32 of 3
Date: 31/03/2024

Card Number Vehicle/Driver	Date	Time	Purchase Location		Site No.	Receipt Number	Customer Reference	Product/Service					Odo meter (km)	KM Span	Litres/ 100km	Cent /km	
								Description	CPL Price	Litres	Total Exc GST (\$)	GST (\$)					Total Inc GST (\$)
Post Centre	26/03/24	05:28:28	BIBRA LAKE	WA	7451	042783		ULT DSL	192.90 P	18.43	32.32	3.23	35.55	51776	163	11.3	21.5
	26/03/24	17:27:06	BIBRA LAKE	WA	7451	042878		ULSD G10	189.90 P	13.61	23.50	2.35	25.85	51946	170	8.0	15.5
	27/03/24	05:27:32	BIBRA LAKE	WA	7451	042897		ULT DSL	192.90 P	12.55	22.01	2.20	24.21	52102	156	8.0	15.5
	28/03/24	05:57:32	BIBRA LAKE	WA	7451	042990		ULT DSL	192.90 P	27.25	47.79	4.78	52.57	52297	195	14.0	27.5
	28/03/24	17:47:56	BIBRA LAKE	WA	7451	043095		ULT DSL	192.90 P	20.30	35.60	3.56	39.16	52590	293	6.9	13.5
								DIESEL		754.73	1320.17	132.03	1452.20				
							TOTAL	THIS PERIOD		754.73	1,320.17	132.03	1,452.20		6415	11.8	22.5
								YEAR TO DATE		2,174.92	3,749.72	375.03	4,124.75		18977	11.5	21.5
								DIESEL		754.73	1320.17	132.03	1452.20				
							TOTAL	THIS PERIOD		754.73	1,320.17	132.03	1,452.20		6415	11.8	22.5
								YEAR TO DATE		2,174.92	3,749.72	375.03	4,124.75		18977	11.5	21.5
050 15405338 04508	01/03/24	18:46:13	BIBRA LAKE	WA	7451	041068		ULT DSL	195.90 P	48.74	86.80	8.68	95.48	1157			
ICB466 5762	03/03/24	05:14:51	COCKBURN CENTRAL	WA	7395	049014		ULT DSL	196.90 P	37.08	66.37	6.64	73.01	1484	327	11.3	22.5
WHITE FORD RANGER	05/03/24	05:36:18	BIBRA LAKE	WA	7451	041152		ULT DSL	194.07	43.52	76.78	7.68	84.46	1920	436	10.0	19.5
	06/03/24	05:36:51	BIBRA LAKE	WA	7451	041257		ULT DSL	194.07	19.61	34.60	3.46	38.06	2107	187	10.5	20.5
	08/03/24	01:03:03	SPEARWOOD	WA	6443	013164		ULT DSL	192.07	36.63	63.95	6.40	70.35	2469	362	10.1	19.5
	08/03/24	17:28:14	BIBRA LAKE	WA	7451	041537		ULT DSL	194.07	18.30	32.28	3.23	35.51	2650	181	10.1	19.5
	09/03/24	15:22:55	BIBRA LAKE	WA	7451	010082		ULT DSL	194.07	13.01	22.95	2.30	25.25	777			
	11/03/24	17:31:25	BIBRA LAKE	WA	7451	041682		ULT DSL	193.02	30.55	53.61	5.36	58.97	6031			
	13/03/24	05:35:00	BIBRA LAKE	WA	7451	041801		ULSD G10	192.02	20.36	35.54	3.55	39.09	3257			
	13/03/24	17:10:40	BIBRA LAKE	WA	7451	041880		ULT DSL	193.02	19.61	34.41	3.44	37.85	3452	195	10.1	19.5
	14/03/24	05:44:51	BIBRA LAKE	WA	7451	041895		ULT DSL	193.02	20.47	35.92	3.59	39.51	3653	201	10.2	19.5
	14/03/24	17:08:52	SUCCESS	WA	5992	009178		ULT DSL	191.02	22.18	38.52	3.85	42.37	3866	213	10.4	19.5
	15/03/24	05:25:04	BIBRA LAKE	WA	7451	041987		ULT DSL	193.02	18.73	32.86	3.29	36.15	4075	209	9.0	17.5
	16/03/24	17:37:44	BIBRA LAKE	WA	7451	010239		ULT DSL	192.90 P	42.68	74.85	7.48	82.33	4471	396	10.8	20.5
	17/03/24	05:10:45	COCKBURN CENTRAL	WA	7395	049749		ULT DSL	192.90 P	12.51	21.94	2.19	24.13	4612	141	8.9	17.5
	17/03/24	17:37:37	BIBRA LAKE	WA	7451	042126		ULT DSL	192.90 P	15.86	27.81	2.78	30.59	4752	140	11.3	21.5
	20/03/24	05:12:26	COCKBURN CENTRAL	WA	7395	049963		ULT DSL	191.00	35.03	60.83	6.08	66.91	5155	403	8.7	16.5
	22/03/24	05:28:49	BIBRA LAKE	WA	7451	042522		ULT DSL	191.00	27.06	46.98	4.70	51.68	5525	370	7.3	14.5
	25/03/24	05:05:01	SPEARWOOD	WA	6443	013690		ULT DSL	190.91	38.80	67.34	6.73	74.07	5816	291	13.3	25.5
	27/03/24	05:30:05	BIBRA LAKE	WA	7451	042898		ULT DSL	192.90 P	16.29	28.56	2.86	31.42	6062	246	6.6	12.5
	27/03/24	17:46:32	BIBRA LAKE	WA	7451	042975		ULT DSL	192.90 P	20.31	35.62	3.56	39.18	6252	190	10.7	20.5
	30/03/24	00:51:44	COCKBURN CENTRAL	WA	7395	000129		ULT DSL	192.90 P	67.88	119.04	11.90	130.94	6908	656	10.3	20.5
	30/03/24	16:52:46	SPEARWOOD	WA	6443	013890		ULT DSL	190.91	18.33	31.81	3.18	34.99	7075	167	11.0	21.5

P Australia Pty Ltd
.B.N. 53 004 085 616
iPO Box 1621
IELBOURNE VIC 3001

BP Plus
Fleet Control Report

Account Enquiries: BP Accounts Receivable Telephone: 1800 225 527



ITY OF COCKBURN
ccounts Payable (Invoice Only) PO
37775
O Box 1215
IBRA LAKE DC PRIVATE BOXES WA
365

CITY OF COCKBURN

Account Number: 0050188034 Customer Number: 0115405338 Page: 33 of 3
Period Starting: 01/03/2024 Period Ending: 31/03/2024 Date: 31/03/2024

Card Number Vehicle/Driver	Date	Time	Purchase Location	Site No.	Receipt Number	Customer Reference	Product/Service					Odo meter (km)	KM Span	Litres/ 100km	Cent/ /km
							Description	CPL Price	Litres	Total Exc GST (\$)	GST (\$)	Total Inc GST (\$)			
Post Centre 050 15405338 03807 HFK120 5971 WHITE FORD RANGER UTILITY	19/03/24	09:00:49	BIBRA LAKE	WA	7451	010274	DIESEL		643.54	1129.37	112.93	1242.30			
							TOTAL		643.54	1,129.37	112.93	1,242.30		5311	23.
							YEAR TO DATE		643.54	1,129.37	112.93	1,242.30		5311	23.
							DIESEL		643.54	1129.37	112.93	1242.30			
							TOTAL		643.54	1,129.37	112.93	1,242.30		5311	23.
							YEAR TO DATE		643.54	1,129.37	112.93	1,242.30		5311	23.
							ULSD G10	189.90 P	67.20	116.01	11.60	127.61	39244	820	15.
							DIESEL		67.20	116.01	11.60	127.61			
							TOTAL		67.20	116.01	11.60	127.61		820	15.
							YEAR TO DATE		133.58	227.59	22.76	250.35		1553	16.
Post Centre 050 15405338 01223 DPZ703 6181 WHITE TOYOTA HIACE COMMUTER	26/03/24 27/03/24 27/03/24 28/03/24	08:37:40 09:00:19 20:11:56 08:42:11	COCKBURN CENTRAL	WA	7395	050536 000088 050684 050735	ULT DSL	192.90 P	39.34	68.99	6.90	75.89	53465	553	21.
							ULT DSL	192.90 P	61.29	107.48	10.75	118.23	54018	183	5.
							ULT DSL	192.90 P	5.53	9.70	0.97	10.67	54201	3.0	
							ULT DSL	192.90 P	54.73	95.97	9.60	105.57	777		
							DIESEL		160.89	282.14	28.22	310.36			
							TOTAL		160.89	282.14	28.22	310.36		736	42.
							YEAR TO DATE		313.62	535.73	53.58	589.31		736	80.
							DIESEL		160.89	282.14	28.22	310.36			
							TOTAL		160.89	282.14	28.22	310.36		736	42.
							YEAR TO DATE		313.62	535.73	53.58	589.31		736	80.
Post Centre 050 15405338 04136 GGP946 6911 SILVER HYUNDAI I30 HATCH	15/03/24	12:50:57	COCKBURN CENTRAL	WA	7395	011859	ULP UNM	185.21	35.58	59.91	5.99	65.90	49582	462	14.

P Australia Pty Ltd
.B.N. 53 004 085 616
iPO Box 1621
IELBOURNE VIC 3001

BP Plus
Fleet Control Report

Account Enquiries: BP Accounts Receivable Telephone: 1800 225 527



ITY OF COCKBURN
ccounts Payable (Invoice Only) PO
37775
O Box 1215
IBRA LAKE DC PRIVATE BOXES WA
365

CITY OF COCKBURN

Account Number: 0050188034 Customer Number: 0115405338
Period Starting: 01/03/2024 Period Ending: 31/03/2024
Page: 34 of 3
Date: 31/03/2024

Card Number Vehicle/Driver	Date	Time	Purchase Location	Site No.	Receipt Number	Customer Reference	Product/Service					Odo meter (km)	KM Span	Litres/ 100km	Cent: /km
							Description	CPL Price	Litres	Total Exc GST (\$)	GST (\$)	Total Inc GST (\$)			
Post Centre 050 15405338 04441 IAN776 6931 WHITE FORD RANGER	18/03/24	10:59:57	BIBRA LAKE	WA	7451	042191	M/S		35.58	59.91	5.99	65.90			
							TOTAL		35.58	59.91	5.99	65.90		462	7.7
							YEAR TO DATE		109.22	187.04	18.70	205.74		1346	8.1
							M/S		35.58	59.91	5.99	65.90			
							TOTAL		35.58	59.91	5.99	65.90		462	7.7
							YEAR TO DATE		109.22	187.04	18.70	205.74		1346	8.1
							ULSD G10	189.90 P	69.63	120.21	12.02	132.23	3388	578	12.0
							DIESEL		69.63	120.21	12.02	132.23			
							TOTAL		69.63	120.21	12.02	132.23		578	12.0
							YEAR TO DATE		261.09	446.26	44.62	490.88		1678	15.6
Post Centre 050 15405338 04433 IAN778 6941 WHITE FORD RANGER	12/03/24	08:57:37	BIBRA LAKE	WA	7451	041711	ULSD G10	189.90 P	69.63	120.21	12.02	132.23	3388	578	12.0
							DIESEL		69.63	120.21	12.02	132.23			
							TOTAL		69.63	120.21	12.02	132.23		578	12.0
							YEAR TO DATE		261.09	446.26	44.62	490.88		1678	15.6
							ULSD G10	193.02	73.51	128.99	12.90	141.89	3620	754	9.7
							DIESEL		73.51	128.99	12.90	141.89			
							TOTAL		73.51	128.99	12.90	141.89		754	9.7
							YEAR TO DATE		224.22	386.82	38.68	425.50		2217	10.1
							DIESEL		73.51	128.99	12.90	141.89			
							TOTAL		73.51	128.99	12.90	141.89		754	9.7
Post Centre 050 15405338 00787 DMM606 7602 WHITE ISUZU TRUCK	14/03/24 16/03/24 22/03/24 23/03/24	14:16:50 00:12:04 22:49:32 23:43:07	COCKBURN CENTRAL PIARA WATERS ARMADALE KELMSCOTT	WA WA WA WA	7395 1110 1803 5496	049624 000586 029320 001888	ULSD G10	192.02	50.19	87.61	8.76	96.37	56496	114	44.0
							ULSD G10	192.90 P	28.88	50.65	5.06	55.71	56551	55	52.5
							ULSD G10	188.90 P	84.44	145.01	14.50	159.51	56684	133	63.5
							ULSD G10	188.70 P	130.45	223.78	22.38	246.16	777		119.
							ULSD G10	192.02	50.19	87.61	8.76	96.37	56496	114	44.0
							ULSD G10	192.90 P	28.88	50.65	5.06	55.71	56551	55	52.5
							ULSD G10	188.90 P	84.44	145.01	14.50	159.51	56684	133	63.5
							ULSD G10	188.70 P	130.45	223.78	22.38	246.16	777		119.
							ULSD G10	192.02	50.19	87.61	8.76	96.37	56496	114	44.0
							ULSD G10	192.90 P	28.88	50.65	5.06	55.71	56551	55	52.5
							ULSD G10	188.90 P	84.44	145.01	14.50	159.51	56684	133	63.5

P Australia Pty Ltd
.B.N. 53 004 085 616
iPO Box 1621
IELBOURNE VIC 3001

BP Plus
Fleet Control Report

Account Enquiries: BP Accounts Receivable Telephone: 1800 225 527



ITY OF COCKBURN
ccounts Payable (Invoice Only) PO
37775
O Box 1215
IBRA LAKE DC PRIVATE BOXES WA
365

CITY OF COCKBURN

Account Number: 0050188034

Customer Number: 0115405338

Period Starting: 01/03/2024

Period Ending: 31/03/2024

Page: 35 of 3

Date: 31/03/2024

Card Number Vehicle/Driver	Date	Time	Purchase Location	Site No.	Receipt Number	Customer Reference	Product/Service					Odo meter (km)	KM Span	Litres/ 100km	Cent /km		
							Description	CPL Price	Litres	Total Exc GST (\$)	GST (\$)					Total Inc GST (\$)	
Post Centre 050 15405338 03757 HDS430 7922 WHITE FORD RANGER UTILITY	01/03/24 17/03/24	11:02:33 08:29:45	7602 BIBRA LAKE BIBRA LAKE	WA WA	7451 7451	041011 042115		DIESEL	293.96	507.05	50.70	557.75					
							TOTAL	THIS PERIOD	293.96	507.05	50.70	557.75		302	97.3	184.	
								YEAR TO DATE	1,163.78	2,013.45	201.36	2,214.81		672	173.2	329.	
								DIESEL	293.96	507.05	50.70	557.75					
							TOTAL	THIS PERIOD	293.96	507.05	50.70	557.75		302	97.3	184.	
								YEAR TO DATE	1,163.78	2,013.45	201.36	2,214.81		672	173.2	329.	
								ULT DSL	195.90 P	66.90	119.15	11.91	131.06	62860	699	9.6	18.
								ULT DSL	192.90 P	68.58	120.26	12.03	132.29	63612	752	9.1	17.
								DIESEL	135.48	239.41	23.94	263.35					
							TOTAL	THIS PERIOD	135.48	239.41	23.94	263.35		1451	9.3	18.	
	YEAR TO DATE	329.38	570.23	57.03	627.26		3491	9.4	18.								
Post Centre 050 15405338 02692 GJT235 7951 WHITE HYUNDAI I30 HATCH	07/03/24 22/03/24	07:21:42 13:25:31	7922 SUCCESS COCKBURN CENTRAL	WA WA	5992 7395	027299 050211		DIESEL	135.48	239.41	23.94	263.35					
							TOTAL	THIS PERIOD	135.48	239.41	23.94	263.35		1451	9.3	18.	
								YEAR TO DATE	329.38	570.23	57.03	627.26		3491	9.4	18.	
								ULT DSL	192.07	42.95	74.99	7.50	82.49	9722			
								ULT DSL	191.00	44.79	77.77	7.78	85.55	97797			
								DIESEL	87.74	152.76	15.28	168.04					
							TOTAL	THIS PERIOD	87.74	152.76	15.28	168.04		1923	11.5	21.	
								YEAR TO DATE	220.73	379.26	37.93	417.19					
								DIESEL	87.74	152.76	15.28	168.04					
							TOTAL	THIS PERIOD	87.74	152.76	15.28	168.04					
	YEAR TO DATE	220.73	379.26	37.93	417.19		1923	11.5	21.								
Post Centre 050 15405338 04243 HTF631 7952 WHITE FORD RANGER UTILITY	15/03/24	09:39:18	COCKBURN CENTRAL	WA	7395	011831		ULT DSL	192.90 P	67.58	118.51	11.85	130.36	11338			

P Australia Pty Ltd
.B.N. 53 004 085 616
iPO Box 1621
IELBOURNE VIC 3001

BP Plus
Fleet Control Report

Account Enquiries: BP Accounts Receivable Telephone: 1800 225 527



ITY OF COCKBURN
ccounts Payable (Invoice Only) PO
37775
O Box 1215
IBRA LAKE DC PRIVATE BOXES WA
365

CITY OF COCKBURN

Account Number: 0050188034 Customer Number: 0115405338 Page: 36 of 3
Period Starting: 01/03/2024 Period Ending: 31/03/2024 Date: 31/03/2024

Card Number Vehicle/Driver	Date	Time	Purchase Location	Site No.	Receipt Number	Customer Reference	Product/Service					Odo meter (km)	KM Span	Litres/ 100km	Cent/ /km
							Description	CPL Price	Litres	Total Exc GST (\$)	GST (\$)	Total Inc GST (\$)			
Post Centre 050 15405338 02601 GIR690 7961 WHITE MITSUBISHI TRITON UTE	06/03/24 24/03/24	10:42:34 12:19:45	BIBRA LAKE BIBRA LAKE	WA WA	7451 7451	010002 010378	DIESEL		67.58	118.51	11.85	130.36			
							TOTAL		67.58	118.51	11.85	130.36			
							THIS PERIOD		193.94	334.36	33.43	367.79		607	32.0
							YEAR TO DATE								60.
							DIESEL		67.58	118.51	11.85	130.36			
							TOTAL		67.58	118.51	11.85	130.36			
							THIS PERIOD		193.94	334.36	33.43	367.79		607	32.0
							YEAR TO DATE								60.
							ULSD G10	192.90 P	55.74	97.75	9.77	107.52	144159		
							ULSD G10	189.90 P	45.72	78.93	7.89	86.82	44760		
Post Centre 050 15405338 02635 GJF670 7981 WHITE HYUNDAI I30 HATCH	22/03/24	11:12:19	SUCCESS	WA	5992	028079	DIESEL		101.46	176.68	17.66	194.34			
							TOTAL		101.46	176.68	17.66	194.34			
							THIS PERIOD		192.89	329.97	32.99	362.96		1066	18.1
							YEAR TO DATE								34.
							DIESEL		101.46	176.68	17.66	194.34			
							TOTAL		101.46	176.68	17.66	194.34			
							THIS PERIOD		192.89	329.97	32.99	362.96		1066	18.1
							YEAR TO DATE								34.
							ULT DSL	189.00	42.52	73.05	7.31	80.36	56202	1157	3.7
							DIESEL		42.52	73.05	7.31	80.36			
Post Centre 050 15405338 04284 HGW537 8206886 WHITE MITSUBISHI OUTLANDER	06/03/24	08:08:36	PIARA WATERS	WA	1110	008645	TOTAL		42.52	73.05	7.31	80.36			
							THIS PERIOD		129.16	220.72	22.07	242.79		1157	3.7
							YEAR TO DATE								6.
							DIESEL		42.52	73.05	7.31	80.36			
							TOTAL		42.52	73.05	7.31	80.36			
							THIS PERIOD		129.16	220.72	22.07	242.79		1157	3.7
							YEAR TO DATE								6.
							ULP UNM	185.13	55.01	92.58	9.26	101.84	55134	523	10.5
							DIESEL		42.52	73.05	7.31	80.36			
							TOTAL		42.52	73.05	7.31	80.36			

P Australia Pty Ltd
.B.N. 53 004 085 616
iPO Box 1621
IELBOURNE VIC 3001

BP Plus
Fleet Control Report

Account Enquiries: BP Accounts Receivable Telephone: 1800 225 527



ITY OF COCKBURN
ccounts Payable (Invoice Only) PO
37775
O Box 1215
IBRA LAKE DC PRIVATE BOXES WA
365

CITY OF COCKBURN

Account Number: 0050188034 Customer Number: 0115405338 Page: 37 of 3
Period Starting: 01/03/2024 Period Ending: 31/03/2024 Date: 31/03/2024

Card Number Vehicle/Driver	Date	Time	Purchase Location	Site No.	Receipt Number	Customer Reference	Product/Service					Odo meter (km)	KM Span	Litres/ 100km	Cent. /km
							Description	CPL Price	Litres	Total Exc GST (\$)	GST (\$)	Total Inc GST (\$)			
Post Centre 050 15405338 04540 HIRE 82096200 VASTE EDUCATION	27/03/24	15:36:23	BIBRA LAKE	WA 7451	042965		M/S		55.01	92.58	9.26	101.84			
							TOTAL		55.01	92.58	9.26	101.84		523	10.5
							YEAR TO DATE		245.82	403.34	40.35	443.69		3974	6.2
							M/S		55.01	92.58	9.26	101.84			
							TOTAL		55.01	92.58	9.26	101.84		523	10.5
							YEAR TO DATE		245.82	403.34	40.35	443.69		3974	6.2
							ULT DSL	192.90 P	11.74	20.59	2.06	22.65	38564		
							DIESEL		11.74	20.59	2.06	22.65			
							TOTAL		11.74	20.59	2.06	22.65			
							YEAR TO DATE		11.74	20.59	2.06	22.65			
Post Centre 050 15405338 01165 PARKS PARKS	15/03/24 18/03/24	12:40:29 09:29:39	MANDURAH BIBRA LAKE	WA WA 7451	029739 010257		ULT DSL	191.02	37.41	64.96	6.50	71.46	372		
							ULT DSL	191.00	60.14	104.43	10.44	114.87	948	576	10.4
							DIESEL		97.55	169.39	16.94	186.33			
							TOTAL		97.55	169.39	16.94	186.33		576	16.9
							YEAR TO DATE		275.98	479.21	47.92	527.13		576	47.9
							DIESEL		97.55	169.39	16.94	186.33			
							TOTAL		97.55	169.39	16.94	186.33		576	16.9
							YEAR TO DATE		275.98	479.21	47.92	527.13		576	47.9
							ULT DSL	191.02	56.83	98.68	9.87	108.55	572		
							ULT DSL	189.00	64.91	111.53	11.15	122.68	1158	586	11.1
Post Centre 050 15405338 04102 VASTE Waste VASTE	12/03/24 18/03/24	14:41:02 10:38:11	MANDURAH MANDURAH	WA WA 1993	006061 006166		ULT DSL	191.02	56.83	98.68	9.87	108.55	572		
							ULT DSL	189.00	64.91	111.53	11.15	122.68	1158	586	11.1
							DIESEL		97.55	169.39	16.94	186.33			
							TOTAL		97.55	169.39	16.94	186.33		576	16.9
							YEAR TO DATE		275.98	479.21	47.92	527.13		576	47.9
							DIESEL		97.55	169.39	16.94	186.33			
							TOTAL		97.55	169.39	16.94	186.33		576	16.9
							YEAR TO DATE		275.98	479.21	47.92	527.13		576	47.9
							ULT DSL	191.02	56.83	98.68	9.87	108.55	572		
							ULT DSL	189.00	64.91	111.53	11.15	122.68	1158	586	11.1

P Australia Pty Ltd
.B.N. 53 004 085 616
iPO Box 1621
IELBOURNE VIC 3001

BP Plus
Fleet Control Report

Account Enquiries: BP Accounts Receivable Telephone: 1800 225 527



ITY OF COCKBURN
ccounts Payable (Invoice Only) PO
37775
O Box 1215
IBRA LAKE DC PRIVATE BOXES WA
365

CITY OF COCKBURN

Account Number: 0050188034 Customer Number: 0115405338 Page: 38 of 3
Period Starting: 01/03/2024 Period Ending: 31/03/2024 Date: 31/03/202

Card Number Vehicle/Driver	Date	Time	Purchase Location	Site No.	Receipt Number	Customer Reference	Product/Service					Odo meter (km)	KM Span	Litres/ 100km	Cent: /km
							Description	CPL Price	Litres	Total Exc GST (\$)	GST (\$)	Total Inc GST (\$)			
ost Centre			Waste				DIESEL		121.74	210.21	21.02	231.23			
							TOTAL		121.74	210.21	21.02	231.23		586	39.
							YEAR TO DATE		168.12	288.17	28.82	316.99		586	54.
							DIESEL		121.74	210.21	21.02	231.23			
							TOTAL		121.74	210.21	21.02	231.23		586	39.
							YEAR TO DATE		168.12	288.17	28.82	316.99		586	54.
USTOMER TOTAL							DIESEL		15275.29	26684.65	2668.49	29353.14			
							M/S		1423.36	2375.68	237.58	2613.26			
							GRAND TOTAL		16,696.65	29,060.33	2,906.07	31,966.40		134409	23.
							YEAR TO DATE		49,356.28	84,167.79	8,416.91	92,584.70		373923	24.



City of Cockburn

Credit Card Transactions Report

Transactions Post Date Between 31-Jan-2024 and 28-Feb-2024

Date	Service Provider	Card Liability	Description
CEO		752.18	
22/02/2024	SWAN TAXIS PTY LTD	65.10	Travel and Accommodation
23/02/2024	Sage Hotel Ringwood FB	478.06	Travel and Accommodation
26/02/2024	COLES EXPRESS 6741	9.30	Travel and Accommodation
26/02/2024	BUDGET RENT-A-CAR	132.66	Travel and Accommodation
26/02/2024	LIV*Live Payments	67.06	Travel and Accommodation
Acting Chief of Community Services		1,561.08	
31/01/2024	WANEWSDTI	28.00	Subscriptions and Memberships
26/02/2024	QANTAS	752.54	Travel and Accommodation
26/02/2024	QANTAS	752.54	Travel and Accommodation
28/02/2024	WANEWSDTI	28.00	Subscriptions and Memberships
Acting CFO		2,460.00	
15/02/2024	MOORE AUSTRALIA WA PL	1,320.00	Training & Professional Development
28/02/2024	MOORE AUSTRALIA WA PL	1,140.00	Training & Professional Development
Chief of Built and Natural Environment		863.89	
31/01/2024	LGPA	100.00	Subscriptions and Memberships
1/02/2024	OFFICEWORKS LTD	56.76	Office Supplies
13/02/2024	PLANNING INSTITUTE OF	35.00	Conferences and Seminars
14/02/2024	QANTAS	756.70	Travel and Accommodation
22/02/2024	WILSON PARKING P082	21.26	Parking Expenses
26/02/2024	WILSON PARKING P082	7.69	Parking Expenses
Waste Collection Supervisor		991.56	
2/02/2024	BOSS INDUSTRIAL	149.60	Supplies and Materials Purchases
2/02/2024	BUNNINGS 303000	181.70	Supplies and Materials Purchases
9/02/2024	BOSS INDUSTRIAL	431.75	Supplies and Materials Purchases
15/02/2024	BUNNINGS 729000	110.82	Supplies and Materials Purchases
15/02/2024	OFFICEWORKS 0620	88.95	Supplies and Materials Purchases
26/02/2024	BUNNINGS 303000	28.74	Supplies and Materials Purchases
Library Technology Coordinator		1,679.84	
21/02/2024	Windcave	391.89	Subscriptions and Memberships
19/02/2024	INTNL TRANSACTION FEE	2.19	Subscriptions and Memberships
19/02/2024	THE REJECT SHOP	10.00	Supplies and Materials Purchases
19/02/2024	UPDRAFTPLUS 2043419	87.76	Subscriptions and Memberships
14/02/2024	DREAMITHOS* DREAMIT HO	234.70	Subscriptions and Memberships
15/02/2024	CRAZYDOMAINSHOSTING	49.75	Subscriptions and Memberships
16/02/2024	CHATGPT SUBSCRIPTION	34.16	Subscriptions and Memberships
16/02/2024	INTNL TRANSACTION FEE	0.85	Subscriptions and Memberships
2/02/2024	DREAMITHOS* DREAMIT HO	234.70	Subscriptions and Memberships
6/02/2024	MAILCHIMP *MISC	633.84	Subscriptions and Memberships
Senior Library Manager		930.36	
22/02/2024	RED DOT STORES	12.00	Supplies and Materials Purchases
12/02/2024	MYO*GREEN WORLD INDOOR	346.50	Hire of Equipment and Facilities
26/02/2024	OFFICEWORKS	88.36	Supplies and Materials Purchases

City of Cockburn

Credit Card Transactions Report

Transactions Post Date Between 31-Jan-2024 and 28-Feb-2024

Date	Service Provider	Card Liability	Description
26/02/2024	YELLOW RAVEN CAFE	3.50	Supplies and Materials Purchases
23/02/2024	EZI*ALIA	480.00	Training & Professional Development

Marketing and Customer Experience Lead

1,634.49

14/02/2024	BIG W 0455	32.95	Supplies and Materials Purchases
14/02/2024	PRICELESS DISCOUNTS PH	19.00	Supplies and Materials Purchases
5/02/2024	BIG W 0444	18.00	Supplies and Materials Purchases
5/02/2024	BUNNINGS 303000	17.22	Supplies and Materials Purchases
5/02/2024	KMART	20.00	Supplies and Materials Purchases
5/02/2024	PAYPAL *TEMU COM	194.04	Supplies and Materials Purchases
16/02/2024	BIG W 0444	99.00	Supplies and Materials Purchases
16/02/2024	BUNNINGS 729000	42.30	Supplies and Materials Purchases
16/02/2024	KMART	80.00	Supplies and Materials Purchases
2/02/2024	M & M MASCOT RETAIL	120.69	Supplies and Materials Purchases
2/02/2024	RED DOT STORES	5.00	Supplies and Materials Purchases
6/02/2024	KMART	80.00	Supplies and Materials Purchases
1/02/2024	FACEBK *WD7TRY3JE2	64.87	Advertising
1/02/2024	RED DOT STORES	44.99	Supplies and Materials Purchases
8/02/2024	RED DOT STORES	125.60	Supplies and Materials Purchases
9/02/2024	ZEN*Promo Experts Grou	670.83	Supplies and Materials Purchases

Organisational Development Coordinator

3,587.00

7/02/2024	ST JOHN AMBULANCE AUST	- 65.00	Training & Professional Development
2/02/2024	PINNACLE HEIGHT SAFETY	1,295.00	Training & Professional Development
16/02/2024	AUST WIDE FIRST AID	135.00	Training & Professional Development
16/02/2024	ST JOHN AMBULANCE AUST	510.00	Training & Professional Development
15/02/2024	ESPERANCE PHYSIOTHERAP	250.00	Professional Services
15/02/2024	Recherche Medical	187.00	Professional Services
15/02/2024	Recherche Medical	50.00	Professional Services
22/02/2024	KELYN TRAINING SRVC	295.00	Training & Professional Development
22/02/2024	MENTAL HEALTH FIRST	250.00	Training & Professional Development
26/02/2024	ST JOHN AMBULANCE AUST	170.00	Training & Professional Development
20/02/2024	ST JOHN AMBULANCE AUST	510.00	Training & Professional Development

Waste Services Coordinator

13.17

2/02/2024	TRUCKLINE SPEARWOOD	13.17	Supplies and Materials Purchases
-----------	---------------------	-------	----------------------------------

Parks Operations Coordinator

1,362.86

2/02/2024	FORESTRY TOOLS	609.00	Supplies and Materials Purchases
6/02/2024	eBay O*23-11133-66010	80.90	Supplies and Materials Purchases
31/01/2024	SPUD SHED	35.94	Meeting/Workshop Catering
8/02/2024	DOT - LICENSING	31.10	Motor Vehicle Expenses
16/02/2024	DIRECTCOMMSUPPLIES	500.00	Program Costs
16/02/2024	SPUD SHED	35.94	Meeting/Workshop Catering
21/02/2024	OPP SOUTH LAKE	34.99	Supplies and Materials Purchases
20/02/2024	OPP SOUTH LAKE	34.99	Supplies and Materials Purchases

Head of Library and Cultural Services

51.58

31/01/2024	SERTORIO ENTERPRISES P	43.50	Meeting/Workshop Catering
------------	------------------------	-------	---------------------------

City of Cockburn

Credit Card Transactions Report

Transactions Post Date Between 31-Jan-2024 and 28-Feb-2024

Date	Service Provider	Card Liability	Description
1/02/2024	CITY OF PERTH PARKING-	8.08	Parking Expenses

Head of Information & Technology

3,015.94

21/02/2024	Tickets*Perth Web	127.46	Conferences and Seminars
8/02/2024	EZI*BLUE VANE SCOREBO	1,618.93	Equipment Purchases
7/02/2024	PADDLE.NET* GOODNOTESL	94.41	Supplies and Materials Purchases
9/02/2024	APPLE.COM/AU	149.00	Subscriptions and Memberships
9/02/2024	CLOUDFLARE	368.55	Subscriptions and Memberships
9/02/2024	INTNL TRANSACTION FEE	9.21	Subscriptions and Memberships
2/02/2024	NEXACU	395.00	Training & Professional Development
20/02/2024	4Cabling	108.39	Supplies and Materials Purchases
26/02/2024	APPLE.COM/BILL	144.99	Subscriptions and Memberships

Head of Planning

2,073.90

9/02/2024	PLANNING INSTITUTE OF	35.00	Training & Professional Development
9/02/2024	SPACETOCO VENUE HIRE	172.00	Hire of Equipment and Facilities
12/02/2024	ARTEIL WA PTY LTD	407.00	Office Supplies
8/02/2024	PLANNING INSTITUTE OF	460.00	Training & Professional Development
21/02/2024	MHFA REFRESHER	214.50	Training & Professional Development
27/02/2024	UDIAWA	785.40	Conferences and Seminars

Art and Culture Coordinator

1,110.47

21/02/2024	OFFICEWORKS 0620	95.81	Supplies and Materials Purchases
15/02/2024	THE FINISHING TOUCH	80.00	Professional Services
13/02/2024	IKEA PTY LTD	919.00	Supplies and Materials Purchases
1/02/2024	OFFICEWORKS 0620	15.66	Supplies and Materials Purchases

City Facilities Coordinator

2,927.68

19/02/2024	SEC*CITY OF COCKBURN	147.00	Bank and Other Fees
15/02/2024	FRANZ BUILDING SUPPL	376.45	Supplies and Materials Purchases
16/02/2024	COSTCO WHOLESALE AUSTR	341.21	Supplies and Materials Purchases
16/02/2024	DAN MURPHYS ONLINE	239.95	Events and Functions
16/02/2024	JASONL.COM.AU	842.00	Supplies and Materials Purchases
16/02/2024	WOOLWORTHS 4372	257.95	Events and Functions
13/02/2024	OFFICEWORKS	59.83	Supplies and Materials Purchases
2/02/2024	TENNIS WAREHOUSE AUS	498.00	Supplies and Materials Purchases
9/02/2024	MODDEX	165.29	Supplies and Materials Purchases

BRANCH MANAGER - SPEARWOOD

254.10

9/02/2024	MYO*GREEN WORLD INDOOR	207.90	Professional Services
8/02/2024	NEVERFAIL SPRINGWTR	46.20	Supplies and Materials Purchases

Civil Infrastructure Manager

135.99

15/02/2024	BUNNINGS 303000	99.97	Supplies and Materials Purchases
15/02/2024	BUNNINGS 303000	0.03	Supplies and Materials Purchases
16/02/2024	SUPER CHEAP AUTO	35.99	Supplies and Materials Purchases

Fleet Manager

3,395.68

27/02/2024	DOT - LICENSING	31.10	Motor Vehicle Expenses
------------	-----------------	-------	------------------------

City of Cockburn

Credit Card Transactions Report

Transactions Post Date Between 31-Jan-2024 and 28-Feb-2024

Date	Service Provider	Card Liability	Description
27/02/2024	WA BOLTS PTY LTD	105.45	Motor Vehicle Expenses
23/02/2024	AAA WINDSCREENS AND TI	1,055.00	Motor Vehicle Expenses
20/02/2024	OFFICEWORKS	44.95	Office Supplies
14/02/2024	DAYNITE TOWING SERVICE	825.00	Motor Vehicle Expenses
12/02/2024	IDOM MELVILLE PTY LT	354.00	Motor Vehicle Expenses
9/02/2024	IDOM MELVILLE PTY LT	864.00	Motor Vehicle Expenses
1/02/2024	BP BIBRA LAKE 7451	38.68	Motor Vehicle Expenses
31/01/2024	WA BOLTS PTY LTD	25.03	Motor Vehicle Expenses
2/02/2024	OFFICEWORKS	52.47	Office Supplies

Fire and Emergency Management Manager

285.00

22/02/2024	SEC* CITY OF COCKBURN	147.00	Application, Licence, Registration Fees
9/02/2024	FREMANTLE CAMERA HOUSE	69.00	Supplies and Materials Purchases
9/02/2024	FREMANTLE CAMERA HOUSE	69.00	Supplies and Materials Purchases

Recycling Supervisor

1,887.15

8/02/2024	BUNNINGS 303000	109.80	Supplies and Materials Purchases
8/02/2024	WOOLWORTHS 4367	195.80	Supplies and Materials Purchases
31/01/2024	WOOLWORTHS 4367	238.00	Supplies and Materials Purchases
19/02/2024	COLES 0494	52.40	Supplies and Materials Purchases
5/02/2024	BOSS INDUSTRIAL	440.00	Supplies and Materials Purchases
14/02/2024	SAFETY ZONE	851.15	Supplies and Materials Purchases

Manager Advocacy and Engagement

18.26

14/02/2024	OFFICEWORKS	13.72	Supplies and Materials Purchases
16/02/2024	CPP Terrace Road	4.54	Parking Expenses

Adult Services Coordinator

1,848.17

6/02/2024	Dick Smith HCHCNX7E	428.00	Supplies and Materials Purchases
6/02/2024	Games World Cockburn	100.00	Supplies and Materials Purchases
6/02/2024	Games World Cockburn	100.00	Supplies and Materials Purchases
6/02/2024	Games World Cockburn	99.96	Supplies and Materials Purchases
2/02/2024	Typeface Books	100.00	Supplies and Materials Purchases
2/02/2024	Typeface Books	100.00	Supplies and Materials Purchases
2/02/2024	Typeface Books	100.00	Supplies and Materials Purchases
2/02/2024	Typeface Books	29.90	Supplies and Materials Purchases
5/02/2024	FARMER JACKS SPEARWO	36.81	Meeting/Workshop Catering
13/02/2024	WOOLWORTHS 4394	17.00	Events and Functions
22/02/2024	WOOLWORTHS 4367	10.50	Meeting/Workshop Catering
20/02/2024	DRAGON PALACE RESTAU	726.00	Events and Functions

Senior Home Care Package Coordinator

106.38

21/02/2024	BUNNINGS GROUP LTD	40.47	Supplies and Materials Purchases
31/01/2024	CHEMISTWAREHOUSE ONLIN	65.91	Supplies and Materials Purchases

Events Coordinator

936.74

28/02/2024	SPACETOCO VENUE HIRE	-	38.00	Hire of Equipment and Facilities
28/02/2024	SPACETOCO VENUE HIRE	-	117.50	Hire of Equipment and Facilities
14/02/2024	SQ *IMO CARWASH		45.86	Motor Vehicle Expenses

City of Cockburn

Credit Card Transactions Report

Transactions Post Date Between 31-Jan-2024 and 28-Feb-2024

Date	Service Provider	Card Liability	Description
15/02/2024	7-ELEVEN 3010	148.90	Travel and Accommodation
15/02/2024	BUNNINGS 303000	212.89	Supplies and Materials Purchases
15/02/2024	COLES EXPRESS 2723	13.46	Motor Vehicle Expenses
15/02/2024	SPACETOCO VENUE HIRE	150.00	Events and Functions
19/02/2024	AK FOOD SERVICES WA PT	143.50	Events and Functions
19/02/2024	BUNNINGS 729000	241.75	Supplies and Materials Purchases
19/02/2024	Lombard The Paper Peop	135.88	Events and Functions

COMMUNITY DEVELOPMENT MANAGER

381.93

9/02/2024	SPACETOCO VENUE HIRE	76.50	Hire of Equipment and Facilities
31/01/2024	Dominos Estore Spearwo	99.00	Meeting/Workshop Catering
2/02/2024	OFFICEWORKS 0616	125.72	Equipment Purchases
6/02/2024	SPACETOCO VENUE HIRE	76.50	Hire of Equipment and Facilities
6/02/2024	WOOLWORTHS 4367	78.80	Meeting/Workshop Catering
28/02/2024	SPACETOCO VENUE HIRE	- 74.59	Hire of Equipment and Facilities

Library Technician

1,132.24

23/02/2024	MIGHTY APE LIMITED	27.99	Supplies and Materials Purchases
26/02/2024	JB HI-FI ONLINE	241.78	Supplies and Materials Purchases
9/02/2024	Booktopia Pty Ltd	252.34	Supplies and Materials Purchases
8/02/2024	SANITY WEB STORE	22.94	Supplies and Materials Purchases
1/02/2024	Booktopia Pty Ltd	265.45	Supplies and Materials Purchases
22/02/2024	BIGW ONLINE	118.00	Supplies and Materials Purchases
22/02/2024	MIGHTY APE LIMITED	67.97	Supplies and Materials Purchases
15/02/2024	JB HI-FI ONLINE	115.78	Supplies and Materials Purchases
14/02/2024	SANITY WEB STORE	19.99	Supplies and Materials Purchases

Collection Development Librarian

830.39

21/02/2024	UWA PUBLISHING	123.22	Supplies and Materials Purchases
12/02/2024	BOLINDA PUBLISHING	601.20	Supplies and Materials Purchases
12/02/2024	BOLINDA PUBLISHING	85.97	Supplies and Materials Purchases
26/02/2024	BIG W 0455	20.00	Supplies and Materials Purchases

Strategic Procurement Manager

6,989.00

16/02/2024	DIRECT IMAGE DIGITAL P	3,578.08	Supplies and Materials Purchases
23/02/2024	METRO DISPLAY	1,941.50	Office Supplies
28/02/2024	REGISTRATION FEE	2,417.80	Training & Professional Development
1/02/2024	INTNL TRANS FEE REFUND	- 0.21	Disputed Transaction
1/02/2024	INTNL TRANS FEE REFUND	- 22.92	Supplies and Materials Purchases
1/02/2024	MISCELLANEOUS CREDIT	- 8.40	Disputed Transaction
1/02/2024	MISCELLANEOUS CREDIT	- 916.85	Supplies and Materials Purchases

Health Promotion Officer

136.07

12/02/2024	REBEL MELVILLE	39.98	Equipment Purchases
23/02/2024	ALDI STORES - SPEARWOO	96.09	Supplies and Materials Purchases

Head of Sustainability and Environmen

1,350.64

9/02/2024	OFFICEWORKS	30.91	Supplies and Materials Purchases
13/02/2024	SURVEYMONK* T 45288393	752.73	Subscriptions and Memberships

City of Cockburn

Credit Card Transactions Report

Transactions Post Date Between 31-Jan-2024 and 28-Feb-2024

Date	Service Provider	Card Liability	Description
19/02/2024	MED*ALDIMobile	17.00	Supplies and Materials Purchases
21/02/2024	PERTH SCUBA	550.00	Events and Functions

Customer Experience Coordinator

1,618.25

1/02/2024	HELLOFRESH	98.53	Disputed Transaction
1/02/2024	INTNL TRANSACTION FEE	2.46	Disputed Transaction
7/02/2024	EASYFLOWERS	126.90	Supplies and Materials Purchases
19/02/2024	Tickets*Dealing wi	220.36	Training & Professional Development
22/02/2024	Tickets*Dealing wi	220.36	Training & Professional Development
22/02/2024	Tickets*Dealing wi	220.36	Training & Professional Development
21/02/2024	Dominos Estore Spearwo	68.20	Meeting/Workshop Catering
21/02/2024	Tickets*Dealing wi	220.36	Training & Professional Development
21/02/2024	Tickets*Dealing wi	220.36	Training & Professional Development
16/02/2024	Tickets*Dealing wi	220.36	Training & Professional Development

EXECUTIVE CORPORATE AFFAIRS

21.26

31/01/2024	WILSON PARKING AUSTRAL	21.26	Parking Expenses
------------	------------------------	-------	------------------

Coordinator Work Health and Safety

107.90

26/02/2024	OFFICEWORKS 0620	95.90	Office Supplies
12/02/2024	SP 166 Railway Parade	12.00	Parking Expenses

YOUNG PEOPLES SERVICES COORDINATOR

1,974.19

13/02/2024	EZI*Permaculture Prin	156.89	Supplies and Materials Purchases
13/02/2024	Woolworths Online	277.10	Supplies and Materials Purchases
8/02/2024	Booktopia Pty Ltd	831.66	Supplies and Materials Purchases
12/02/2024	EZI*ALIA	397.80	Supplies and Materials Purchases
12/02/2024	OFFICEWORKS	100.78	Supplies and Materials Purchases
14/02/2024	KIDZINC PTY LTD	209.96	Supplies and Materials Purchases

Head of Property and Assets

17.00

22/02/2024	WILSON PARKING AUSTRAL	17.00	Travel and Accommodation
------------	------------------------	-------	--------------------------

Ranger Services Manager

1,426.65

23/02/2024	WOOLWORTHS 4703	14.40	Supplies and Materials Purchases
20/02/2024	OFFICEWORKS	805.30	Office Supplies
28/02/2024	CITY OF FREMANTLE	3.00	Parking Expenses
28/02/2024	CITY OF PERTH PARKING-	4.04	Parking Expenses
28/02/2024	PERTH MAG COURT-DOJ	26.90	Professional Services
19/02/2024	WILSON PARKING PER113	20.25	Parking Expenses
19/02/2024	WILSON PARKING PER113	20.25	Parking Expenses
15/02/2024	SQ *SPEEDY HOLDINGS PT	300.00	Professional Services
15/02/2024	WILSON PARKING PER113	20.25	Parking Expenses
14/02/2024	CITY OF PERTH PARKING-	11.11	Parking Expenses
2/02/2024	APOLLO HEALTH COBURN	87.30	Professional Services
8/02/2024	SMP*Visual Workwear	113.85	Equipment Purchases

Seniors Centre Coordinator

1,871.75

28/02/2024	TONY AVELING & ASSOCIA	100.00	Travel and Accommodation
------------	------------------------	--------	--------------------------

City of Cockburn

Credit Card Transactions Report

Transactions Post Date Between 31-Jan-2024 and 28-Feb-2024

Date	Service Provider	Card Liability	Description
8/02/2024	ALH VENUES 8557	648.00	Events and Functions
7/02/2024	CITY OF KALAMUNDA	468.00	Events and Functions
21/02/2024	SQ *COCKBURN COMMUNITY	400.00	Supplies and Materials Purchases
5/02/2024	PAPERWARE	255.75	Supplies and Materials Purchases

Parking Operations Manager 1,746.53

16/02/2024	OFFICEWORKS	1,746.53	Equipment Purchases
------------	-------------	----------	---------------------

Young Peoples Services Librarian 1,164.60

19/02/2024	BIGW ONLINE	202.00	Supplies and Materials Purchases
19/02/2024	BIGW ONLINE	100.00	Events and Functions
22/02/2024	Booktopia Pty Ltd	765.78	Supplies and Materials Purchases
12/02/2024	Booktopia Pty Ltd	- 13.18	Supplies and Materials Purchases
28/02/2024	BIGW ONLINE	110.00	Supplies and Materials Purchases

Executive Officer - 428.00

22/02/2024	AUSTRALIAN LOCAL GOV	1,120.00	Conferences and Seminars
7/02/2024	Bad Backs - Nedlands	- 1,548.00	Supplies and Materials Purchases

SENIOR CENTRE PROGRAMS BOOKING OFFICER 7,806.32

7/02/2024	170517CH PTY LTD	140.66	Supplies and Materials Purchases
7/02/2024	ZOOLOGICAL PARKS AUTHO	777.00	Events and Functions
1/02/2024	AP KWINANA POST SHOP	195.00	Training & Professional Development
1/02/2024	KMART	115.50	Events and Functions
31/01/2024	OFFICEWORKS 0616	85.48	Supplies and Materials Purchases
31/01/2024	OFFICEWORKS	223.26	Supplies and Materials Purchases
22/02/2024	SPOTLIGHT PTY LTD	- 15.00	Events and Functions
22/02/2024	SPOTLIGHT PTY LTD	- 54.99	Events and Functions
19/02/2024	KMART	200.00	Events and Functions
16/02/2024	MISCELLANEOUS CREDIT	- 983.95	Disputed Transaction
15/02/2024	Bailey Brewing Co	882.00	Events and Functions
15/02/2024	SPACETOCO VENUE HIRE	247.00	Hire of Equipment and Facilities
5/02/2024	JAYCAR PTY LTD	134.85	Supplies and Materials Purchases
5/02/2024	OFFICEWORKS	75.00	Equipment Purchases
14/02/2024	OFFICEWORKS	35.89	Supplies and Materials Purchases
20/02/2024	APR*DiscPartySupp	959.68	Events and Functions
20/02/2024	SPOTLIGHT PTY LTD	69.99	Events and Functions
23/02/2024	Arts And Culture Trust	3,665.95	Events and Functions
26/02/2024	CITY OF PERTH	63.00	Events and Functions
28/02/2024	PINJARRA HARNESS RAC	990.00	Events and Functions

Chief of Community Services 66.55

31/01/2024	LS Kerry St Pear Tree	18.15	Meeting/Workshop Catering
12/02/2024	WOOLWORTHS 4367	48.40	Meeting/Workshop Catering

Executive Governance and Strategy 1,964.00

14/02/2024	LAW SOCIETY OF WA	200.00	Training & Professional Development
14/02/2024	LAW SOCIETY OF WA	200.00	Training & Professional Development
14/02/2024	LAW SOCIETY OF WA	200.00	Training & Professional Development

City of Cockburn

Credit Card Transactions Report

Transactions Post Date Between 31-Jan-2024 and 28-Feb-2024

Date	Service Provider	Card Liability	Description
8/02/2024	LAW SOCIETY OF WA	200.00	Training & Professional Development
8/02/2024	LAW SOCIETY OF WA	200.00	Training & Professional Development
8/02/2024	LAW SOCIETY OF WA	200.00	Training & Professional Development
8/02/2024	LAW SOCIETY OF WA	200.00	Training & Professional Development
27/02/2024	LEGALWISE SEMINARS	505.00	Training & Professional Development
27/02/2024	THE PIDDINGTON SOCIETY	59.00	Training & Professional Development

Waste Services Manager 1,752.48

23/02/2024	WOOLWORTHS 4703	32.73	Meeting/Workshop Catering
20/02/2024	BIG W 0455	30.00	Supplies and Materials Purchases
26/02/2024	SHOP FOR SHOPS	1,013.50	Supplies and Materials Purchases
12/02/2024	CLEAN UP AUSTRALIA LTD	255.31	Subscriptions and Memberships
12/02/2024	KMART 1024	14.00	Supplies and Materials Purchases
12/02/2024	UNDER THE SUN	31.50	Supplies and Materials Purchases
8/02/2024	BOSS INDUSTRIAL	13.10	Supplies and Materials Purchases
22/02/2024	BUNNINGS GROUP LTD	362.34	Supplies and Materials Purchases

ACTING MANAGER OF DEVELOPMENT SERVICES 28.50

16/02/2024	WOOLWORTHS 4367	28.50	Events and Functions
------------	-----------------	-------	----------------------

Support Services Lead 1,124.87

22/02/2024	WILSON PARKING AUSTRAL	16.20	Parking Expenses
14/02/2024	Prof Psych Services	242.00	Professional Services
15/02/2024	SPACETOCO VENUE HIRE	137.50	Hire of Equipment and Facilities
26/02/2024	FINANCIAL COUNSELLIN	555.50	Conferences and Seminars
28/02/2024	OFFICEWORKS 0620	10.47	Supplies and Materials Purchases
28/02/2024	WOOLWORTHS 4394	163.20	Meeting/Workshop Catering

Cockburn ARC Manager 474.75

8/02/2024	KMART	62.00	Supplies and Materials Purchases
8/02/2024	OFFICEWORKS	140.50	Office Supplies
13/02/2024	WOOLWORTHS 4394	19.89	Supplies and Materials Purchases
16/02/2024	WCOMP	23.99	Equipment Purchases
21/02/2024	COLES 0490	57.09	Meeting/Workshop Catering
23/02/2024	Express Online Trainin	44.60	Training & Professional Development
23/02/2024	Express Online Trainin	44.59	Training & Professional Development
27/02/2024	OFFICEWORKS 0620	37.50	Supplies and Materials Purchases
28/02/2024	Express Online Trainin	44.59	Training & Professional Development

Customer Experience Coordinator - ARC 2,076.52

28/02/2024	INTNL TRANSACTION FEE	4.89	Bank and Other Fees
28/02/2024	QUICKTAPSURVEY	195.72	Subscriptions and Memberships
5/02/2024	Canva* 04049-10848135	17.99	Subscriptions and Memberships
5/02/2024	INTNL TRANSACTION FEE	13.72	Bank and Other Fees
5/02/2024	KEEPME LTD	548.72	Subscriptions and Memberships
8/02/2024	FITNESS.EDU.AU	179.40	Subscriptions and Memberships
8/02/2024	FITNESS.EDU.AU	179.40	Subscriptions and Memberships
8/02/2024	FITNESS.EDU.AU	179.40	Subscriptions and Memberships
7/02/2024	FACEBK *U3QLJWKA32	98.95	Advertising

City of Cockburn

Credit Card Transactions Report

Transactions Post Date Between 31-Jan-2024 and 28-Feb-2024

Date	Service Provider	Card Liability	Description
7/02/2024	INTNL TRANSACTION FEE	4.45	Bank and Other Fees
7/02/2024	OUTGROW	177.83	Subscriptions and Memberships
12/02/2024	iStock.com	93.50	Subscriptions and Memberships
2/02/2024	Google ADS7377651407	382.55	Advertising

Branch Support Librarian

787.21

2/02/2024	OFFICEWORKS	10.85	Office Supplies
9/02/2024	AMAZON AU RETAIL	18.69	Supplies and Materials Purchases
12/02/2024	NEWS PTY LIMITED	72.00	Supplies and Materials Purchases
8/02/2024	AMAZON AU RETAIL	62.77	Supplies and Materials Purchases
8/02/2024	Booktopia Pty Ltd	186.15	Supplies and Materials Purchases
14/02/2024	Booktopia Pty Ltd	198.25	Supplies and Materials Purchases
16/02/2024	FAIRFAX SUBSCRIPTIONS	99.00	Supplies and Materials Purchases
27/02/2024	SEC*THE SEED COLLECTIO	65.00	Supplies and Materials Purchases
28/02/2024	66FITAUSTRALIA	74.50	Supplies and Materials Purchases

Executive officer to the Mayor and Counc

10,357.09

26/02/2024	VIRGIN AU7952195623011	428.38	Travel and Accommodation
20/02/2024	OFFICEWORKS 0620	15.00	Supplies and Materials Purchases
1/02/2024	COMPANY DIRECTOR	850.00	Training & Professional Development
12/02/2024	BIG W 0455	11.98	Supplies and Materials Purchases
7/02/2024	GIFTBASKET.COM.AU	103.00	Supplies and Materials Purchases
22/02/2024	AUSTRALIAN LOCAL GOV	1,625.00	Conferences and Seminars
22/02/2024	QANTAS	1,623.43	Travel and Accommodation
22/02/2024	QANTAS	1,623.43	Travel and Accommodation
19/02/2024	LEEMING IGA	19.99	Meeting/Workshop Catering
19/02/2024	Pullman Bunker Bay OPI	618.00	Travel and Accommodation
16/02/2024	Rumbles Cafe	80.00	Meeting/Workshop Catering
14/02/2024	DAVID PRICE CONSULTING	3,300.00	Training & Professional Development
14/02/2024	OFFICEWORKS	- 15.00	Supplies and Materials Purchases
13/02/2024	OFFICEWORKS	73.88	Supplies and Materials Purchases

Manager Business & Economic Development

552.10

21/02/2024	WILSON PARKING P042	13.16	Parking Expenses
19/02/2024	SQ *GRAZIE GIFT BASKET	99.00	Events and Functions
19/02/2024	Star Phones Joondalup	74.00	Bank and Other Fees
19/02/2024	TELSTRA PLUS REWARDS	336.00	Bank and Other Fees
19/02/2024	TELSTRA PLUS REWARDS	336.00	Bank and Other Fees
19/02/2024	TELSTRA PLUS REWARDS	- 336.00	Bank and Other Fees
15/02/2024	Tickets*Blue Growt	- 231.00	Conferences and Seminars
13/02/2024	BIG W 0455	18.02	Office Supplies
7/02/2024	BIGW ONLINE	23.00	Supplies and Materials Purchases
12/02/2024	OFFICEWORKS 0620	6.95	Office Supplies
31/01/2024	YELLOW RAVEN CAFE	20.10	Meeting/Workshop Catering
6/02/2024	KMART	69.00	Supplies and Materials Purchases
6/02/2024	City of Joondalup	5.20	Parking Expenses
2/02/2024	OFFICEWORKS	118.67	Supplies and Materials Purchases

Head of Community Safety and Ranger Serv

1,398.93

City of Cockburn

Credit Card Transactions Report

Transactions Post Date Between 31-Jan-2024 and 28-Feb-2024

Date	Service Provider	Card Liability	Description
21/02/2024	DYENAMIC SUBLIMATION W	1,398.93	Equipment Purchases

Streetscapes Coordinator 589.00

16/02/2024	DIRECTCOMMSUPPLIES	589.00	Supplies and Materials Purchases
------------	--------------------	--------	----------------------------------

MANAGER LIBRARIES AND ACTIVATION - COOLB 7.86

21/02/2024	WOOLWORTHS 4703 MR OSMAN M	4.76	Supplies and Materials Purchases
21/02/2024	WOOLWORTHS 4703 MR OSMAN M	3.10	Supplies and Materials Purchases

Social Club Coordinator 1,031.75

12/02/2024	Woolworths Online	177.30	Supplies and Materials Purchases
31/01/2024	OFFICEWORKS 0616	17.50	Equipment Purchases
5/02/2024	Woolworths Online	206.95	Supplies and Materials Purchases
16/02/2024	HAMILTON HILL IGA	89.68	Supplies and Materials Purchases
21/02/2024	FOOD SAFETY	100.00	Training & Professional Development
28/02/2024	HAMILTON HILL IGA	99.00	Supplies and Materials Purchases
28/02/2024	HAMILTON HILL IGA	7.06	Supplies and Materials Purchases
26/02/2024	Woolworths Online	334.26	Supplies and Materials Purchases

Acting Manager Public Health and Buildin 695.75

26/02/2024	FILDES FOOD SAFETY PTY	695.75	Equipment Purchases
------------	------------------------	--------	---------------------

Communications and Marketing Manager 9,189.32

12/02/2024	FACEBK *NCGC3Y3MT2	1,250.00	Advertising
12/02/2024	FACEBK *YJDWB2Q8H2	1,375.00	Advertising
9/02/2024	ADVENTUREWORLD WA PTY	500.00	Events and Functions
9/02/2024	COOGEECOMMON240208NB	250.00	Program Costs
2/02/2024	FACEBK *5WWKUXFMT2	542.90	Advertising
2/02/2024	Google ADS5683592141	896.26	Advertising
2/02/2024	SP BLUEBOLT CHARGERS	87.72	Equipment Purchases
6/02/2024	CREATIVE MARKET	26.99	Equipment Purchases
6/02/2024	INTNL TRANSACTION FEE	0.67	Bank and Other Fees
13/02/2024	INTNL TRANSACTION FEE	0.08	Bank and Other Fees
13/02/2024	PIXLR - pixlr.com	3.07	Subscriptions and Memberships
22/02/2024	FACEBK *2AECLYFMT2	1,250.00	Advertising
21/02/2024	NETREGISTRY	20.75	Subscriptions and Memberships
21/02/2024	Tickets*Perth Web	127.46	Conferences and Seminars
26/02/2024	FACEBK *ACZLU2Q8H2	1,375.00	Advertising
26/02/2024	Google ADS5683592141	1,000.00	Advertising
26/02/2024	INTNL TRANSACTION FEE	0.04	Bank and Other Fees
26/02/2024	LNK.BIO	1.51	Subscriptions and Memberships
20/02/2024	FACEBK *34HTLYK8H2	427.01	Advertising
27/02/2024	BITLY.COM	53.52	Subscriptions and Memberships
27/02/2024	INTNL TRANSACTION FEE	1.34	Bank and Other Fees

Cockburn Resource Recovery Park Manager 57.21

28/02/2024	CPP His Majestys	22.21	Parking Expenses
31/01/2024	STATEWIDE BEARINGS	35.00	Supplies and Materials Purchases

City of Cockburn

Credit Card Transactions Report

Transactions Post Date Between 31-Jan-2024 and 28-Feb-2024

Date	Service Provider	Card Liability	Description
Youth Development Officer		1,866.66	
26/02/2024	BUNNINGS 729000	27.10	Supplies and Materials Purchases
26/02/2024	OFFICEWORKS 0620	32.84	Supplies and Materials Purchases
28/02/2024	MISS MAUD	95.60	Meeting/Workshop Catering
28/02/2024	Woolworths Online	94.00	Meeting/Workshop Catering
8/02/2024	BOUNCE HOLDINGS AUSTRA	810.00	Program Costs
7/02/2024	Games World Cockburn	149.98	Supplies and Materials Purchases
7/02/2024	WOOLWORTHS 4394	12.80	Supplies and Materials Purchases
7/02/2024	Woolworths Online	71.77	Supplies and Materials Purchases
1/02/2024	BIG W 0444	43.30	Supplies and Materials Purchases
1/02/2024	OFFICEWORKS 0620	78.20	Supplies and Materials Purchases
2/02/2024	BCF AUSTRALIA	32.95	Supplies and Materials Purchases
2/02/2024	Hart Sport	333.00	Equipment Purchases
21/02/2024	SQ *LANPA PTY LTD	34.92	Supplies and Materials Purchases
14/02/2024	Woolworths Online	50.20	Supplies and Materials Purchases
Events Officer		1,989.31	
20/02/2024	SPOTLIGHT MELVILLE	147.40	Events and Functions
20/02/2024	WOOLWORTHS 4367	90.00	Events and Functions
23/02/2024	WOOLWORTHS 4330	593.57	Events and Functions
26/02/2024	BP BIBRA LAKE 7451	166.38	Events and Functions
16/02/2024	BUNNINGS 303000	101.82	Events and Functions
16/02/2024	THE GATE BAR & BISTRO	33.00	Events and Functions
19/02/2024	BUNNINGS 303000	70.19	Events and Functions
19/02/2024	BUNNINGS 729000	114.85	Events and Functions
19/02/2024	MILD BITE	200.00	Events and Functions
19/02/2024	WOOLWORTHS 4367	115.10	Events and Functions
31/01/2024	SQ *BOOGIE WOOGIE	357.00	Events and Functions
Head of Community Development		1,133.00	
26/02/2024	ST JOHN AMBULANCE AUST	1,133.00	Professional Services
Manager Recreation Services		429.00	
27/02/2024	WWW.MOJOCROWE.COM	400.00	Conferences and Seminars
22/02/2024	JB HI FI COCKBURN	29.00	Supplies and Materials Purchases
Head of Recreation Infrastructure & Svcs		84.70	
27/02/2024	AP SPEARWOOD LPO	84.70	Office Supplies
Citizenship and Civic Services Superviso		46.35	
22/02/2024	BUNNINGS 303000	46.35	Supplies and Materials Purchases
City Facilities Manager		2,439.28	
28/02/2024	PARKER BLACK FORREST	533.28	Supplies and Materials Purchases
28/02/2024	SHAKESPEARE SOLUTIONS	1,308.00	Supplies and Materials Purchases
15/02/2024	ELECTRICAL HOME AIDS	598.00	Equipment Purchases
Community Development Coordinator		3,567.98	
2/02/2024	BIG LOAF PTY LTD	70.00	Meeting/Workshop Catering

City of Cockburn

Credit Card Transactions Report

Transactions Post Date Between 31-Jan-2024 and 28-Feb-2024

Date	Service Provider	Card Liability	Description
2/02/2024	WOOLWORTHS 4367	32.00	Meeting/Workshop Catering
6/02/2024	COPY MAGIC	242.00	Equipment Purchases
6/02/2024	FILDES FOOD SAFETY PTY	102.30	Program Costs
6/02/2024	GILBERTS FRESH HILTON	89.99	Meeting/Workshop Catering
9/02/2024	AUSPOST PO BOX	174.00	Bank and Other Fees
9/02/2024	AUSPOST PO BOX	174.00	Bank and Other Fees
12/02/2024	AUSPOST PO BOX	174.00	Bank and Other Fees
12/02/2024	GILBERTS FRESH HILTON	44.99	Meeting/Workshop Catering
7/02/2024	MBL FOOD SERVICES	486.87	Program Costs
7/02/2024	Vistaprint Australia P	337.89	Program Costs
8/02/2024	AUSPOST PO BOX	174.00	Bank and Other Fees
8/02/2024	AUSPOST PO BOX	154.00	Bank and Other Fees
8/02/2024	SPACETOCO VENUE HIRE	100.00	Hire of Equipment and Facilities
5/02/2024	SPACETOCO VENUE HIRE	192.50	Hire of Equipment and Facilities
15/02/2024	WOOLWORTHS 4367	250.00	Program Costs
15/02/2024	WOOLWORTHS 4367	20.56	Meeting/Workshop Catering
19/02/2024	THE PAMPHLETEERS	301.75	Professional Services
19/02/2024	THE PAMPHLETEERS	189.13	Professional Services
19/02/2024	THE PAMPHLETEERS	170.00	Professional Services
23/02/2024	CURTIN UNIVERSITY	88.00	Advertising

Marina Manager

14.18

28/02/2024	WILSON PARKING PER112	14.18	Parking Expenses
------------	-----------------------	-------	------------------

Library Technician

1,590.94

26/02/2024	AMAZON AU RETAIL	80.90	Supplies and Materials Purchases
26/02/2024	Booktopia Pty Ltd	109.02	Supplies and Materials Purchases
23/02/2024	BIGW ONLINE	89.00	Supplies and Materials Purchases
23/02/2024	JB HI-FI ONLINE	325.73	Supplies and Materials Purchases
15/02/2024	BIGW ONLINE	114.00	Supplies and Materials Purchases
15/02/2024	JB HI-FI ONLINE	179.85	Supplies and Materials Purchases
16/02/2024	Booktopia Pty Ltd	256.67	Supplies and Materials Purchases
19/02/2024	Booktopia Pty Ltd	102.66	Supplies and Materials Purchases
6/02/2024	BIG W 0455	10.00	Supplies and Materials Purchases
31/01/2024	Booktopia Pty Ltd	- 35.10	Supplies and Materials Purchases
31/01/2024	Booktopia Pty Ltd	- 45.56	Supplies and Materials Purchases
1/02/2024	BIGW ONLINE	181.00	Supplies and Materials Purchases
1/02/2024	JB HI-FI ONLINE	222.77	Supplies and Materials Purchases

Child Care Services Manager

726.10

9/02/2024	MYO*Harmony Kids	726.10	Subscriptions and Memberships
-----------	------------------	--------	-------------------------------

Head of Projects

2,129.50

7/02/2024	SEC*CITY OF COCKBURN	800.00	Application, Licence, Registration Fees
26/02/2024	WESTERN POWER	1,329.50	Application, Licence, Registration Fees

Economic Development Officer

157.80

2/02/2024	SP 166 Railway Parade	9.00	Parking Expenses
9/02/2024	UBER *TRIP	23.54	Events and Functions

City of Cockburn

Credit Card Transactions Report

Transactions Post Date Between 31-Jan-2024 and 28-Feb-2024

Date	Service Provider	Card Liability	Description
19/02/2024	BURSWOOD NOMINEES LTD	30.00	Conferences and Seminars
19/02/2024	UBER *EATS	59.55	Meeting/Workshop Catering
19/02/2024	UBER *EATS	- 59.55	Meeting/Workshop Catering
22/02/2024	SQ *THE GRIND REAPER	10.44	Meeting/Workshop Catering
22/02/2024	SQ *THE GRIND REAPER	5.88	Meeting/Workshop Catering
21/02/2024	DOME PORT COOGEE	11.80	Meeting/Workshop Catering
20/02/2024	SQ *THE GRIND REAPER	18.14	Meeting/Workshop Catering
26/02/2024	TOURISMCOUN	49.00	Conferences and Seminars

Community Safety Manager

1,151.69

16/02/2024	AROMA CAFE/ COURTSIDE	996.50	Meeting/Workshop Catering
12/02/2024	AMAZON AU MARKETPLACE	155.19	Supplies and Materials Purchases

Total Cards - 73	\$ 111,510.57
------------------	---------------

14.2.3 (2024/MINUTE NO 0084) Proposal for Levying Differential Rates 2024/25

Executive A/Director Corporate and System Services
Author Rates and Revenue Manager
Attachments N/A

Council Decision

MOVED Cr T Widenbar SECONDED Cr T Dewan
 That Council:

- (1) APPROVES the application of differential general rates and minimum payments for the Draft Budget for the 2024/25 Financial Year; and
- (2) APPROVES advertising in accordance with Section 6.36 of the *Local Government Act 1995* for public submissions on the proposed differential general rates as set out in the table below:

Rate Category Proposed for 2024-25	Rate in \$	Min payment \$
Differential rates		
Residential Improved (GRV)	8.103c	1,537
Vacant Land (GRV)	9.960c	815
Commercial & Industrial Improved (GRV)	9.231c	910
Commercial Caravan Park (GRV)	8.764c	910
Rural General Improved (UV)	0.307c	1,098
Rural Vacant Land (UV)	0.473c	1,098

CARRIED 10/0

Background

The City imposes differential rates based on the purpose for which land is zoned or for which the land is held or used.

In accordance with section 6.36 of the *Local Government Act 1995*, the City is required to give local public notice of its intention to impose differential general rates prior to adopting its 2024/25 budget.

Submission

N/A



Report

The City proposes the following differential rates be advertised for public comment:

Rate Category Proposed for 2024-25	Rate in \$	Min payment \$
Differential rates		
Residential Improved (GRV)	8.103c	1,537
Vacant Land (GRV)	9.960c	815
Commercial & Industrial Improved (GRV)	9.231c	910
Commercial Caravan Park (GRV)	8.764c	910
Rural General Improved (UV)	0.307c	1,098
Rural Vacant Land (UV)	0.473c	1,098

In preparing the above differential rates and minimum payments for 2024/25, the City has used following rates modelling assumptions:

- Residential Improved properties – 4.0% increase in the rate-in-the-dollar and minimum payment
- Vacant – 4.5% increase in the rate-in-the-dollar and minimum payment.
- UV rated properties – 4.5% increase in the rate-in-the-dollar and minimum payment
- Commercial & Industrial properties (including caravan parks) – 5.5% increase in the rate-in-the-dollar and minimum payment.

Objects and Reasons for Differential Rates 2024/25

The objective of the proposed differential rates is to provide for the net funding shortfall in Council's draft operational and capital budget for 2024/25.

Residential Improved (GRV)

The objective of this proposed rate is to apply a base differential general rate to land zoned and used for residential purposes and to act as the City's benchmark differential rate by which all other GRV rated properties are assessed.

This rate ensures that all ratepayers make a reasonable contribution towards the ongoing maintenance and provision of works, services, and facilities throughout Cockburn. It is lower than the vacant land differential rate as the City is encouraging landowners to develop land rather than land banking.

Vacant Land (GRV)

This rate category imposes a differential general rate on land valued on a gross rental value basis, which is zoned under the Town Planning Scheme No.3 for the purpose of residential, commercial, or industrial purposes and being vacant land.



The objective of this rate is to promote the development of vacant land within Cockburn.

Vacant land has a higher differential general rate which provides a disincentive to owners for land banking and not developing their vacant land.

Commercial & Industrial Improved (GRV)

This rate category imposes a differential general rate on land valued on a gross rental value basis, which is zoned under the Town Planning Scheme No.3 for non-residential, commercial, or industrial purposes and having improvements erected on it.

The objective of this differential rate category is to raise sufficient revenue to offset the costs associated with increased maintenance of infrastructure, particularly transport related infrastructure, and higher levels of services associated with properties in this category.

Commercial Caravan Park (GRV)

This rate category imposes a differential general rate on land valued on a gross rental value basis, which is zoned under the Town Planning Scheme No.3 for the purpose of a commercial caravan park and catering for permanent trailer homes and non-permanent caravans.

The objective of this rate is to ensure that the City's caravan parks, predominantly permanent trailer homes, make an equitable contribution to the City's services and facilities like any other residential landowner. It is also to maintain rating equity with other small unit dwellings in the City.

Rural General Improved (UV)

This rate category imposes a differential general rate on land valued on an unimproved value basis, which is zoned under the Town Planning Scheme No.3 for rural general or rural general urban farmland purposes and having relevant buildings erected on it including those being used for commercial or industrial purposes.

The objective of the rate is to impose a differential rate commensurate with the rural use of the land and to ensure that all ratepayers make a reasonable contribution towards the provision of works, services and facilities throughout the City and their ongoing maintenance.

It is also the City's benchmark differential UV rate and the base rate by which all other UV rated properties are assessed.

Rural Vacant Land (UV)

This rate category imposes a differential general rate on land valued on an unimproved value basis, which is zoned under the Town Planning Scheme No.3 for rural purposes and being vacant land.



The objective of this rate is to promote the development of vacant land within Cockburn, effectively providing a disincentive to owners for land banking and not actively developing their vacant rural land for its intended purpose.

Strategic Plans/Policy Implications

Listening and Leading

A community focused, sustainable, accountable, and progressive organisation.

- Best practice Governance, partnerships and value for money.
- High quality and effective community engagement and customer service experiences.

Budget/Financial Implications

Advertising the proposed differential rates and minimum payments is pivotal during the annual budgeting process. The revenue generated from rates directly influences service delivery, funding for capital projects and the allocation of reserve funds.

Legal Implications

In accordance with section 6.36 of the *Local Government Act 1995*, Council is required to give local public notice of its intention to levy differential general rates.

“S6.36. Local government to give notice of certain rates

- (1) Before imposing any differential general rates or a minimum payment applying to a differential rate category under section 6.35(6)(c) a local government is to give local public notice of its intention to do so.*
- (2) A local government is required to ensure that a notice referred to in subsection (1) is published in sufficient time to allow compliance with the requirements specified in this section and section 6.2(1).*
- (3) A notice referred to in subsection (1) —*
 - (a) may be published within the period of 2 months preceding the commencement of the financial year to which the proposed rates are to apply on the basis of the local government’s estimate of the budget deficiency;*
 - (b) is to contain —*
 - (i) details of each rate or minimum payment the local government intends to impose;*
 - (ii) an invitation for submissions to be made by an elector or a ratepayer in respect of the proposed rate or minimum payment and any related matters within 21 days (or such longer period as is specified in the notice) of the notice; and*
 - (iii) any further information in relation to the matters specified in subparagraphs (i) and (ii) which may be prescribed; and*

- (c) *is to advise electors and ratepayers of the time and place where a document describing the objects of, and reasons for, each proposed rate and minimum payment may be inspected.*
- (4) *The local government is required to consider any submissions received before imposing the proposed rate or minimum payment with or without modification.*
- (5) *Where a local government —*
 - (a) *in an emergency, proposes to impose a supplementary general rate or specified area rate under section 6.32(3)(a); or*
 - (b) *proposes to modify the proposed rates or minimum payments after considering any submissions under subsection (4),**it is not required to give local public notice of that proposed supplementary general rate, specified area rate, modified rate or minimum payment."*

Community Consultation

The proposed differential rates and minimum payments have been calculated based on the directions received from elected members during the series of budget workshops held in preparing the 2024/25 Annual Budget.

In accordance with Section 6.36 of the *Local Government Act 1995*, the proposed differential rates and minimum payments will be advertised for public submissions.

Any submissions received are to be considered as part of the 2024/25 Annual Budget adoption.

Risk Management Implications

Reputational risk if the City does not advertise its intention to levy differential rates and minimum payments.

Advice to Proponent(s)/Submitters

N/A

Implications of Section 3.18(3) *Local Government Act 1995*

Nil



14.3 Community and Place

14.3.1 (2024/MINUTE NO 0085) Multiple Dog Application - Property Number 55318370

Executive	A/Director Community and Place
Author	Ranger Services Manager and Head of Community Safety and Ranger Services
Attachments	<ol style="list-style-type: none">1. Community Feedback - Initial Consultation (Confidential)2. Community Feedback - Provided by Applicant (Confidential)

Council Decision

MOVED Cr T Widenbar SECONDED Cr T Dewan
That Council:

- (1) APPROVES the Multiple Dog Application dated 23 January 2024, for Property Number 55318370 to keep three dogs at the property.

CARRIED 10/0

Background

The City has received an application for retrospective approval to keep three (3) dogs at Property Number 55318370.

Pursuant to the City's Consolidated Local Law 2000, Division 3, part 2.9, owners or occupants within the City of Cockburn require approval to keep more than two dogs over the age of three months.

Applicants must be able to demonstrate there are no bona fide objections prior to an approval being granted.

According to the Council's Delegated Authority, Application to Keep More Than Two Dogs at a residential property, if any bona fide objections are received, an applicant may not keep more than two dogs without the approval of Council.

As a result of the application's mandatory public consultation, two submissions were received, two which were objecting to the application.

The application to keep more than two dogs at Property Number 55318370, is presented to Council for consideration.

Submission

N/A

Report

The applicant sought retrospective approval after Rangers were alerted to three dogs residing at the address after conducting an inspection for her Cat Breeding Licence.

During the investigation by the City's Rangers, three Papillion breed dogs were confirmed to be residing at the applicant's address.

Dog	Breed	Age	Gender	De-sexed Status
1	Papillion	9 Years 5 Months	Male	Not De-sexed
2	Papillion	11 Years 6 Months	Female	De-Sexed
3	Papillion	7 years 6 Months	Female	Not-Desexed

Historically, the applicant's address has no recorded complaints in relation to dogs at the property.

It should be noted that the application has had a cat breeder application renewal approved, and there are currently nine (9) cats at the property. Being a cat breeder does not prohibit the applicant from owning further animals.

As part of the process outlined within the City's Consolidated Local Laws 2000, neighbouring properties within a 50-metre radius of the applicant's property were notified of the application.

During the public consultation phase, the City received two submissions (refer Attachment 1), two of which objected to the multiple-dog application.

Rangers completed further investigation, and additional consultation occurred with other bordering properties that had not submitted a response in the initial consultation. One property was vacant, and the other expressed no concerns about the applicant having more than two (2) dogs.

The applicant conducted her own consultation and provided written feedback from three (3) properties that did not submit feedback during the initial consultation (Attachment 2), all of which support the application.

Given the bona-fide objection received, the City's delegated officers do not have the authority to approve this application.

The applicant has also provided two letters of support from other residents within the 50m radius of her home.

Based upon the following grounds, it is recommended that this application be approved:

1. Objections received and concerns raised by two nearby residents. Only one objection was bona fide and related directly to the applicant.
2. Majority of the community within the 50m radius are in support of the application.

If the application is refused, the applicant may refer the matter to the State Administrative Tribunal.



Strategic Plans/Policy ImplicationsCommunity, Lifestyle & Security

A vibrant healthy, safe, inclusive and connected community.

- A safe and healthy community that is socially connected.

Listening & Leading

A community focused, sustainable, accountable and progressive organisation.

- High quality and effective community engagement and customer service experiences.

Budget/Financial Implications

N/A

Legal Implications

City of Cockburn Consolidated Local Law 2000, Division 3, part 2.9.

Community Consultation

As part of the application process, the City wrote to neighbouring homes within 50 metres of the applicant's address.

The City received two submissions, two objections, in relation to the application to keep three dogs at the subject property.

The City conducted further investigation, and identified three properties that were in support of the application. Two of which have provided a written submission of support.

Risk Management Implications

If approval is given, there may be an isolated adverse community reaction for all instances of nuisance dog behaviour from the property.

Accordingly, this item has a "low" level of localised possible "Brand/Reputation" risk.

Advice to Proponent(s)/Submitters

The Proponent(s) and those who lodged a submission on the proposal have been advised that this matter is to be considered at the 14 May 2024 Ordinary Council Meeting.

Implications of Section 3.18(3) *Local Government Act 1995*

Nil



15. Reports-Standing Committee

15.1 Governance Committee Meeting – 16/04/2024

15.1.1 (2024/MINUTE NO 0086) Permission to Advertise - Draft Local Planning Policy 5.21 Temporary Events

Executive	Director Planning and Sustainability
Author	Manager Development Services
Attachments	1. Draft Local Planning Policy 5.21 - Temporary Events ↓

Officer Recommendation/Committee Recommendation/Council Decision

MOVED Cr T Widenbar SECONDED Cr T Dewan

That Council:

- (1) ADOPTS the *Draft Local Planning Policy 5.21 Temporary Events* for the purposes of advertising, as shown in Attachment 1 of the Agenda; and
- (2) ADVERTISES the *Draft Local Planning Policy 5.21 Temporary Events*, as per Recommendation 1 above, in accordance with Clause 4 of the *Planning and Development (Local Planning Schemes) Regulations 2015; Procedure for making local planning policy*; and
- (3) NOTES the City will request to rescind Council Policy ‘*Establishment of Markets on Land Owned and Controlled by the City*’ following approval of the new Local Planning Policy at a future meeting.

CARRIED 10/0

Background

At the Ordinary Council Meeting held on the 12 March 2024, the Council resolved to request the City review the ‘*Establishment of Markets on Land Owned and Controlled by the City*’ and present the findings of this review to the next Governance Committee meeting scheduled for 16 April 2024.

The review was triggered by a notice of motion to improve the ability of market operators to establish regular market events efficiently, reducing ‘red tape’. Further, the Council resolved to support preparation of a Local Planning Policy (in lieu of maintaining the existing Council Policy).

The City has concluded its review of the policy, and provides recommendations as detailed in the Report section below.

Submission

N/A



Report

Findings

The City undertook a comprehensive review of Council Policy '*Establishment of Markets on Land Owned and Controlled by the City*', which resulted in the following findings:

1. The policy is out of date with the latest version dated 16 December 2020 and therefore may not reflect current best practice.
2. Local Planning Policies are preferred as they are managed by Development Services and subject to review every two years.
3. The policy is too specific, relating solely to a single land use (markets) rather than taking a holistic approach to the matter of temporary events and their regulation by the City.
4. The policy is not clear with regard to the differences between low and high frequency events, and what information would be required by the City for each class of frequency.
5. The policy content can be improved to avoid confusion relating to policy requirements and improve communication to the wider public, which would ideally lead to reduced assessment timeframes / reduction of 'red tape'.

The following general feedback was received from internal stakeholders in relation to the operation of events on Council owned land:

1. Events often result in the degradation of City managed reserves, such as damage to turf surfaces. This damage impacts use of a reserve for other purposes, including leasing arrangements for various sporting clubs or general use of the reserve by residents.
2. The rectification of damages should be borne by the event holder, and provisions around bonding of damages should be considered as a policy provision.
3. Should provisions relating to bonding not be preferred, implications to the City's budget will occur, particularly where damages are significant and require the City's intervention.
4. Events can trigger amenity considerations relating to traffic, noise and waste. Appropriate provisions should be included in a policy to manage these issues.
5. Events often conflict with sporting clubs where undertaken on an active reserve. Provisions should be included to guide this issue.



In light of the above, the City recommends the following steps are undertaken, subject to endorsement by Governance Committee:

1. Adopt a Draft Local Planning Policy 5.21 - Temporary Events under the Planning and Development Act, which provides general guidance on temporary events (not solely markets) and stipulates a suitable level of detail dependent on the nature and frequency of the event.
2. Permit the advertising of the draft policy in accordance with the requirements of the Planning and Development (Local Planning Scheme) Regulations 2015, to ensure a robust consultation process occurs, which considers any required modifications.
3. That Governance Committee acknowledge that the existing policy '*Establishment of Markets on Land Owned and Controlled by the City*' is insufficient in its current form but will be rescinded at a future date (following approval of a new local planning policy).

Strategic Plans/Policy Implications

Local Economy

A sustainable and diverse local economy that attracts increased investment and provides local employment.

- Increased Investment, economic growth and local employment.
- A City that is 'easy to do business with'.

Community, Lifestyle & Security

A vibrant healthy, safe, inclusive and connected community.

- A safe and healthy community that is socially connected.
- Accessible and inclusive community, recreation and cultural services and facilities that enrich our community.

Budget/Financial Implications

Costs involved with advertising the proposed LPP will be met by the Development Services advertising budget.

Legal Implications

Events undertaken on City managed land presents a potential low risk of personal injury to visitors of these events. The LPP has acknowledged this risk by including provisions around public liability insurance of event operators.

Community Consultation

Consultation will be undertaken in accordance with the requirements of the *Planning and Development (Local Planning Schemes) Regulations 2015*.



Risk Management Implications

The risk of not adopting the Draft LPP for the purpose of advertising will result in a continued uncertain framework around the operation of privately run events within the City of Cockburn.

Advice to Proponent(s)/Submitters

N/A

Implications of Section 3.18(3) *Local Government Act 1995*

Nil



Title	Temporary Events
Policy Number (Governance Purpose)	LPP 5.21



Policy Type

Local Planning Policy

Policy Purpose

The purpose of this policy is to:

1. Provide development standards for proponents seeking to establish temporary events on both public and private land.
2. Provide guidance to event operators and not for profit entities on the requirements of the City in issuing approvals for events.
3. Ensure that events held within the City do not adversely impact on local businesses, are successful, sustainable and appropriately accessible to the public.

Policy Statement

Low frequency Events

- (1) Events of between one (1) and five (5) occasions per calendar year are classed as **low frequency events** and are subject to the following provisions:
 1. Low Frequency Events are exempt from requiring Development Approval under the Town Planning Scheme No. 3.
 2. Low Frequency Events will require a *public building approval* in accordance with the Health Act 1911 from the City's Public Health Services.
 3. Low Frequency Events held on City-owned reserves will require a booking to be made with the City's Recreation Services, to ensure the event space is available.

High Frequency Events

- (2) Events of six (6) or more occasions per calendar year are classed as **High Frequency Events** and are subject to the following provisions:
 1. High Frequency Events require Development Approval under the Town Planning Scheme No. 3.
 2. High Frequency Events are solely permitted to operate for a maximum term of twelve (12) months. Following expiry, additional Development Approval will be required.
 3. A *public building approval* from the City's Public Health Services is also required and may be undertaken concurrently to the Development Approval process.

[1]

Title	Temporary Events
Policy Number (Governance Purpose)	LPP 5.21



4. Notwithstanding Clause 2.1 above, a development approval will not be required if the proposed event is held on privately owned zoned land and that is otherwise exempt pursuant within the planning framework.
 5. High Frequency Events will generally only be supported on passive reserves, with priority given to community sporting clubs over private commercial ventures.
 6. High Frequency Events on City-owned reserves will require a booking to be made with the City's Recreation Services, to ensure the event space is available.
 7. High Frequency Events will be advertised in accordance with the Planning and Development (Local Planning Schemes) Regulations 2015 as part of assessment of the development application.
 8. The granting of a development approval does not exempt the proponent from any other planning, building or health requirement.
- (3) The following General Provisions apply to both High and Low Frequency Events:
1. The City may require the proponent to submit additional information in support of the event. This may include the following:
 - a. A traffic management plan/parking management plan that demonstrates access to the site and sufficient parking to meet anticipated demands.
 - b. A waste management plan to demonstrate that waste generated on site shall be disposed of appropriately.
 - c. Details of sufficient ablution, power and water facilities.
 - d. A noise management plan demonstrating that the potential impacts on neighbouring sensitive land uses can be appropriately managed.
 - e. An operation management plan that governs the operations, behaviours and actions of vendors and operators.
 - f. Any other information as deemed necessary by the City.
 2. The City encourages event organisers to seek the use of more 'passive reserves', wherever possible, to limit impacts to existing activities scheduled on highly active City managed reserves.
 3. In relation to Markets, the City will require the event operator to notify residents within 100m and compatible businesses within 1km of the event details as per the City's notification template.

[2]

Title	Temporary Events
Policy Number (Governance Purpose)	LPP 5.21



4. Events proposed on City managed reserves may attract a bond to cover the costs of land degradation as a result of privately operated events. The bond shall be charged at a rate determined by the City and shall be calculated on a case-by-case basis in consultation with the applicant.
5. The City will require event organisers to hold and maintain for the duration of the event valid public liability insurance (including product) to the value of 20 million dollars, imposed as a condition of development approval or licence.
6. In making a determination on a low or high frequency event proposal, the City shall have regard to the following factors:
 - a. Community expectations and amenity impacts.
 - b. Economic competition with existing nearby 'brick and mortar' businesses and the viability of established commercial centres.
 - c. Environmental Impacts.
 - d. Financial implications for the City.
 - e. Size and scale of the event and impacts to the broader locality.
 - f. Any other matter as outlined in Clause 67 of the *Planning and Development (Local Planning Scheme) Regulations 2015*.

(4) Definitions

Active Reserve: public open space that is used for organised sports, generally hired by sporting clubs.

Booking: single date of an event or series of events.

Compatible Businesses: Businesses which are similar in function to a market or market stall holder (e.g. shop).

Event: is a gathering of people brought together for a common purpose by a pre-arrangement and includes but is not limited to, sporting events, fairs, festivals, craft shows, open days, celebrations, cultural performances, concerts, exhibitions, street parties and car boot sales.

Event Space: a local or regional reserve managed by the City or public authority, or zoned land privately owned by the City or a private entity. Does not include events held within Community Halls, City Facilities or Recreation Centres where the building is already approved for event hire.

High Frequency Event: Events of six (6) or more occasions per calendar year.

Low Frequency Event: Events of between one (1) and five (5) occasions per calendar year.

Market: premises used for the display and sale of goods or provisions of services from stalls by independent vendors.

[3]

Title	Temporary Events
Policy Number (Governance Purpose)	LPP 5.21



Passive Reserve: public open space not used for organised sports.

Strategic Link:	Town Planning Scheme No.3
Category	Planning – Town Planning & Development
Lead Business Unit:	Development Services
Public Consultation: (Yes or No)	Yes
Adoption Date: (Governance Purpose Only)	
Next Review Due: (Governance Purpose Only)	
ECM Doc Set ID: (Governance Purpose Only)	

DRAFT



Type of Interest	Nature of Interest
Cr Eva submitted an Impartiality Interest, pursuant to Regulation 22 of the <i>Local Government (Model Code of Conduct) Regulations 2021</i> for Item 15.1.2.	Cr Eva is currently training with the Safe Coogee Bush Fires Brigade.

15.1.2 **(2024/MINUTE NO 0087) Bushfire Risk Management Plan 2023-2028 Update**

Executive	A/Director Community and Place
Author	Head of Community Safety and Ranger Services and Fire and Emergency Management Manager
Attachments	1. Office of Bushfire Risk Management Feedback ↓ 2. Bushfire Risk Management Plan (As Amended) ↓

Officer Recommendation/Committee Recommendation/Council Decision

MOVED Cr T Widenbar SECONDED Cr T Dewan
That Council:

- (1) NOTES the feedback received by the Office of Bushfire Risk Management dated 23 February 2024;
- (2) ADOPTS the Cockburn Bushfire Risk Management Plan 2023-2028 (as amended).

CARRIED 10/0

Background

Under the State Hazard Plan – Fire, local governments identified as having high or extreme bushfire risk are required to develop an integrated Bushfire Risk Management Plan (BRMP) outlining a strategy to treat or reduce bushfire risk across all land tenures.

The City of Cockburn is identified in the State Emergency Management Procedure as a local government required to have a BRMP.

Over the past three years, the City's officers and consultants have completed numerous on-ground assessments to validate the new risk profiles and required treatment works. The draft BRMP prepared was then released for six weeks for community consultation in July and August of 2023.

The final drafted BRMP was presented to the Audit, Risk and Compliance Committee at their 7 December meeting. The BRMP was subsequently adopted by Council at its 14 December 2023 Ordinary Council Meeting.



Subsequent to the above adoption of the plan by Council, the Department of Fire and Emergency Services (DFES) requested some additional minor changes that were not provided in their initial round of feedback.

Submission

N/A

Report

Following Council's approval of the draft BRMP, the State Hazard Plan - Fire requires plans to be peer-reviewed for quality assurance and endorsed by the Office of Bushfire Risk Management (OBRM) in the Department of Fire and Emergency Services.

As part of the final external review of the BRMP, the City's officers received advice that the document was consistent with their guidelines, however the following recommendations were requested:

- Include more information on vegetation structure and distribution in proximity to assets
- Show the vegetation structure and distribution of vegetation fuels and fire behaviour
- Minor changes to Table 4 Asset Categories and Subcategories to align with the Guidelines.

Given that the OBRM is the State's leading expert in bushfire management, the City believes it is appropriate to formally amend the BRMP to include all recommendations presented by OBRM.

Attached to this report is an amended version of the BRMP. The yellow highlights show the text that has been changed and inserted.

The adoption of the BRMP makes the City eligible for the Mitigation Activity Fund Grant Program and City officers are currently preparing an application for the first round of the Grant Program for FY 2024/25.

Strategic Plans/Policy Implications

Environmental Responsibility

A leader in environmental management that enhances and sustainably manages our local natural areas and resources.

- Protection and enhancement of our natural areas, bushland, parks and open spaces.

Community, Lifestyle & Security

A vibrant healthy, safe, inclusive and connected community.

- A safe and healthy community that is socially connected.

Budget/Financial Implications

N/A

Legal Implications

N/A

Community Consultation

Community consultation was undertaken as part of the BRMP's development. The material changes presented within the amended BRMP are at the request of the Office of Bushfire Risk Management and have no community impact.

Risk Management Implications

Failure to adopt the officer's recommendation will increase the risk of the City being deemed ineligible for State government bushfire mitigation funding by the Department of Fire and Emergency Services.

The City's officers understand that the State government funding will be released shortly, and the timeframe between Governance Committee meetings will result in the City missing the upcoming round of funding if this item is delayed.

Advice to Proponent(s)/Submitters

N/A

Implications of Section 3.18(3) *Local Government Act 1995*

Nil





Government of Western Australia
Department of Fire & Emergency Services



Our Ref: 24/048232
Your Ref: 172/004 and 061/007

Daniel Simms
Chief Executive Officer
City of Cockburn
PO Box 1215
Bibra Lake WA 6965

Dear Mr Simms

ENDORSEMENT OF BUSHFIRE RISK MANAGEMENT PLAN

Thank you for providing the City of Cockburn Bushfire Risk Management (BRM) Plan, received by the Office of Bushfire Risk Management (OBRM) on 20 February 2023.

I am pleased to inform you that the City of Cockburn BRM Plan has been endorsed by OBRM. This signifies the BRM Plan meets the standard required by the Guidelines for Preparing a Bushfire Risk Management Plan (the Guidelines).

The BRM Plan should now be presented to Council for approval. It would be appreciated if you would advise OBRM when this occurs.

As described in the Guidelines, the City of Cockburn will be required to submit a report to OBRM detailing progress against the BRM Plan at the end of each financial year. The annual report is generated within the Bushfire Risk Management System, but comments may be added should you wish to provide further context. You will receive a reminder and further instructions for the submission of the report nearer to its due date.

I thank you for your City's commitment to managing bushfire risk and wish you well in implementing the Plan.

Yours sincerely

Glen Daniel
DIRECTOR OBRM
23 February 2024

PO Box P1174 Perth WA 6844
Cockburn Emergency Services Complex
20 Stockton Bend, Cockburn Central WA 6164

Local Government Bushfire Risk Management Plan Assessment Criteria

Local Government (LG):	Cockburn Central
Date received:	20/12/2023

DRAFT BRM PLAN SUBMISSION TO OBRM	SELECT RESPONSE
Has a cover letter from the local government CEO been attached to the submission?	Yes
Has an electronic and/or hardcopy version of the submission been provided? <ul style="list-style-type: none">Electronic (<i>MS word or PDF</i>)Hardcopy	Yes No

BRM PLAN – OVERALL PREPARATION		SELECT RESPONSE
Has the OBRM BRM Plan template been used? (<i>preferred</i>)		Yes
Is the contents page up to date and page numbers correct?		Yes
Is the document control, document endorsements and publication information section complete?		Yes
Have all sections/headings been addressed per the BRM Plan template?		Yes
Is the section numbering and order of headings consistent to the BRM Plan?		Yes
Has the information in all sections been properly sourced and referenced as outlined in the BRM Plan template for each heading title?		Yes
Have all required Appendices been attached to the BRM Plan and follow the BRM Plan template?	Appendix – A – Communications Strategy	Yes
	Appendix – B – Planning Area Map (<i>optional</i>)	No
	Appendix – C – Asset Risk Register (<i>optional</i>)	No
	Appendix – D – Treatment Schedule	Yes
	Appendix – E – Local Government Wide Controls Table	Yes
OBRM Comments: .		

BRM PLAN – CONTENT		
1. INTRODUCTION		SELECT RESPONSE
Has the Introduction section been filled in correctly and following the BRM Plan template? (1.1 to 1.3.2)		Yes
Has the local government added appropriate local documents (1.3.2)?		Yes
2. RISK MANAGEMENT PROCESS		SELECT RESPONSE
Has the Risk Management Process been filled in correctly and following template?? (2.1 to 2.2)		Yes
3. ESTABLISHING THE CONTEXT		SELECT RESPONSE
Does the BRM Plan describe the context in which the BRM plan is being developed within the LG? Does it describe the local factors and conditions influencing bushfire risk and impacting on risk treatments?		Yes
3.1 Description of the Local Government and Community Context		SELECT RESPONSE
Strategic and Corporate Framework		
3.1.1	Has the LG referred to their documents and provided an outline of the relationship between their LG corporate, strategic or planning framework to the BRM Plan?	Yes
	Does the BRM Plan address the key points in the LG's strategic and corporate framework?	Yes
	Has information been provided on how the BRM Plan will be embedded into current local government functions, including which areas of the local government will be responsible for each element of the BRM Plan?	Yes
	Has the LG provided and described information on the roles, functions and responsibilities of various agencies/stakeholders? These details can be added into the Introduction or Establishing the context section (see 2.5.1 of the Guidelines).	Yes
Location, Boundaries and Tenure		
3.1.2	Has a brief description of the local government location and boundaries been provided?	Yes
	Have the key points been addressed?	Yes
	• Has a breakdown of land tenure (by percentage) been provided in table format or described in text? (must equal 100%)	Yes
	• Have key land owner groups been identified and does the BRM Plan state their involvement in the development and implementation of the BRM Plan?	Yes

BRM Plan -

2



	<ul style="list-style-type: none"> Is the impact and challenges of land tenure on bushfire risk and management identified? 	Yes
	<ul style="list-style-type: none"> Has a map of the location and boundaries been provided (optional)? 	Yes
Population and Demographics		
3.1.3	<p>Has a brief description of the population and demographics been provided? (including where and how people live, the location of communities and general trends with implications for bushfire risk management).</p> <ul style="list-style-type: none"> Does the plan identify areas undergoing significant change or that is planned for development? Does the plan provide an outline of the general population of demographics? From the population demographics have the vulnerable groups been identified? Have activities been identified where LG are supporting community and vulnerable groups? Does the BRM Plan address the community engagement in bushfire preparedness and the general perceptions? 	<p>Yes</p> <p>Yes</p> <p>Yes</p> <p>Yes</p> <p>Yes</p> <p>Yes</p>
Economic Activities and Industry		
3.1.4	<p>Has an overview of any significant economic and industrial activities based within the local government been provided?</p> <ul style="list-style-type: none"> Have any industries of regional or state significance been identified in an economic capacity? Have major industries been identified which are at bushfire risk or impacted by bushfire and mitigation activities? Have major transport routes been identified and discussed in relation to their impacts from bushfire? Have key tourism features and risks been identified and discussed in relation to their impacts from bushfire? 	<p>Yes</p> <p>Yes</p> <p>Yes</p> <p>Yes</p> <p>Yes</p>
OBRM Comments: <ul style="list-style-type: none"> 3.1.1. Strong links to Cockburn strategic framework. Areas of LG that will be responsible for implementing different elements of the BRMP in additional section titled (3.1.4 Resourcing the Bushfire Risk Management Plan). 3.1.2. Key land managers within LGA identified, challenges of BRM in context of tenure inferred. 3.1.3 Evidence of Cockburn supporting community and vulnerable groups in Local Government Wide Controls. Indication of community groups being engaged in communications plan. 		
3.2 Description of the Environment and Bushfire Context		SELECT RESPONSE
Topography and Landscape Features		

3.2.1	Has an overview of the topography of the local government area been provided?	Yes
	• Are the major landscape features highlighted and does the BRM plan state how they influence fire behaviour?	Yes
	• Does the LG provide information of the landscape features being close to any high-risk locations or towns?	Yes
Climate and Bushfire Season		
3.2.2	Does the BRM Plan provide an overview of the climate in the area?	Yes
	• Is there a general description of the seasonal conditions provided for the full year? (e.g. length & period of all seasons, annual temperature etc).	Yes
	• Does the BRM plan provide FDI, GDI and FDR information within the LG? (e.g. average days per year, is the FDR above severe).	Yes
	• Are the local seasonal conditions identified with the influence of fire behaviour? (E.g. coastal breeze or winds off the scarp).	Yes
Vegetation		
3.2.3	Has a broad overview of the vegetation categories been provided in the BRM Plan?	Choose an item.
	• Have vegetation types, vegetation distribution and closeness to townships and assets been addressed?	Yes
	• Does the BRM Plan show the vegetation structure and the distribution of vegetation fuels their influences with fire behaviour?	Yes
	• Has a list of vegetation categories been provided in the appendices? (<i>optional</i>)	No
Threatened Species and Communities		
3.2.4	Does the BRM Plan provide an overview of threatened flora, fauna and threatened ecological communities (TEC) been identified and how bushfires or BRM will impact them?	Yes
	• Have fire sensitivities or the negative impacts of unplanned fire regimes been identified in the TEC's or other ecological communities?	Yes
	• Have any TEC's been identified that are likely to be impacted by bushfire mitigation activities? (e.g. planned burning in spring impact on small animals and breeding season).	Yes
	• Has any highly restricted species been identified, area of where they occur (not specific location) and how are they considered in fire management.	Yes
	• Does the BRM Plan identify the processes in place with the impact of mitigation activities on TEC's and communities?	Yes
	• Does the BRM Plan state how the environmental approval processes are managed and recorded within the LG?	Yes

BRM Plan -

4

Bushfire Frequency and Causes of Ignition		
3.2.5	Has an overview of the frequency of bushfires in the local government area been provided?	Yes
	<ul style="list-style-type: none">Has a history of fire in the local area been provided and <i>if any</i> significant landscape fires occurred? Does the BRM Plan state how they were started, where the path was and what the impacts were.	Yes
	<ul style="list-style-type: none">Have the areas of frequent ignition been identified, with the known sources or activities and a map of the ignitions. If possible patterns and how the ignitions are managed should be discussed in the BRM Plan.	Yes
	<ul style="list-style-type: none">If natural events have been the cause of ignitions are they discussed and their impact on the LG area?	Yes
	<ul style="list-style-type: none">Have potential fire paths been identified on the landscape and what is the worst-case scenario of bushfire for this landscape?	Yes
Current Bushfire Risk Management Activities		
3.2.6	Does the BRM Plan address what the local government areas are doing to address bushfire risk?	Yes
	<ul style="list-style-type: none">Map of Bushfire Prone Areas?	No
	<ul style="list-style-type: none">Volunteer Fire Brigades?	Yes
	<ul style="list-style-type: none">Burning Restrictions?	Yes
	<ul style="list-style-type: none">Bush Fires Act 1954 section 33 Fire Management Notices?	Yes
	<ul style="list-style-type: none">Community engagement activities?	Yes
	<ul style="list-style-type: none">Other Current Local Government Wide Controls?	Yes
OBRM Comments:		
3.2.5 Areas susceptible to bushfire (i.e potential fire paths) identified in section "People and the Economy".		
3.2.4 Meets criteria supported by Cockburn Natural Area Management Strategy.		
3.2.6 Burn restriction identified in section titled "Climate and Bushfire season". Volunteer brigades, Section 33, Community engagement mentioned in Appendix 2.		
4. ASSET IDENTIFICATION AND RISK ASSESSMENT		SELECT RESPONSE
4.1 Planning Areas		
Does the local government have a single planning area or is the LG divided into a number of planning areas?		Multiple planning areas

If more than one planning area, have these areas been summarised and highlighted, with a map providing boundaries of the planning area?		Yes
4.2 Asset Identification		
Is the asset category and sub category table included in the BRM Plan?		Yes
4.3 Assessment of Bushfire Risk		
4.3	Location of Asset Risk Register Identified?	BRMS
	Is the asset category table updated with the percentage of assets proportioned for the LG? <i>(must equal 100%)</i>	Yes
4.3.1 to 4.3.3	Depending on the risk assessment methodology provided, does the BRM Plan provide the information required (4.3.1 to 4.3.3)?	Yes
4.3.4	Has a local government asset risk summary table been provided? <i>(must equal 100%)</i>	Yes
	Has the BRM Plan been locked in BRMS?	Choose an item.
	Were the following key points addressed in the BRM Plan? <ul style="list-style-type: none"> • <i>Have assets been appropriately identified in the map (use of polygon, marker, line).</i> • <i>Have assets been grouped appropriately (where necessary).</i> • <i>Have assets been named appropriately (unique name assigned).</i> • <i>Have P&W assisted with the identification and assessment of environmental assets? (Evidence of P & W consultation for asset identification in Communication Strategy).</i> • <i>Have risk assessments been completed and recorded for all assets identified (including cost information).</i> 	Yes
OBRM Comments: Asset category and asset risk summary tables combined. Reads succinctly and provides required content. 4.3.1 – 4.3.3. Has changed prescribed text, content and intent of Guidelines has been retained.		
5. RISK EVALUATION		SELECT RESPONSE
5.2 Risk Acceptability		
Does the BRM Plan identify the risks with a rating and a completed course of action table? <i>(refer to section 4.2 of the Guidelines)</i>		Yes
5.3 Treatment priorities		
Does the BRM Plan have a treatment priority table?		Yes

BRM Plan -

F



OBRM Comments	
5.2 Addition of text "City's approach with this element of the BRMP has been supported by DFES and the Guidelines" noted.	
Course of action table discussed, omitted areas have been addressed verbally. Consideration for content provided in a public facing BRM Plan discussed.	
6. RISK TREATMENT	SELECT RESPONSE
6.1 Local Government Wide Controls	
Have wide controls been identified for bushfire risk management planning and are they attached in the Appendix?	Yes
Has the BRM planning process helped to identify any improvements for bushfire risk management?	Yes
6.3 Development of the Treatment Schedule	
Has the first year of treatment schedule developed and provided?	Yes
OBRM Comments	
7. MONITORING & REVIEW	
7.2 Monitoring	
Does the BRM Plan described the risk ratings in the Table of Criteria for Acceptance of Risk and Course of Action (<i>see section 5.2 of the BRM Plan</i>)	No
7.3 Reporting	
Does the BRM Plan provide details of LG specific reporting requirements? (<i>e.g. reporting to council, LEMC or Bushfire Advisory Committee</i>)	Yes
APPENDICES	
Communication Strategy	
Have communication roles and responsibilities been identified?	Yes
Have key stakeholders been identified and their interest in the BRMP on them and the level or engagement required?	Yes
Is a communications log provided, identifying all communications for the development stage of the BRM Plan?	Yes
Have proposed activities for the treatment development and implementation stages been identified?	Yes

Have monitoring and evaluation methods been identified for each communication?	Yes
Local Government Wide Controls	
Has a LG Wide Controls program and activities template been provided	Yes
OBRM Comments: Some title changes. 7.1. Monitoring subsection intent met Communication Strategy: Will be a public facing document, Cockburn provided communications log and monitoring evaluation when requested.	
GENERAL COMMENTS	
<ul style="list-style-type: none">	

Checklist and comments completed by the Office of Bushfire Risk Management (reviewed by Insert Name)

Date: 20/02/2024





DRAFT

Bushfire Risk Management Plan 2023–2028



www.cockburn.wa.gov.au

Contents

Foreword	3
1. Introduction	4
1.1 Background	4
1.2 Aim & Objective	4
1.3 Legislation, Policy and Standards	5
2. The Risk Management Process.....	6
2.1 Roles and Responsibilities.....	7
2.2 Communication and Consultation	9
3. Establishing the Context	9
3.1 Local Government and Community Context	9
3.1.1 Related Plans and Strategies	9
3.1.2 Location, Boundaries and Tenure	11
3.1.3 People and the Economy	12
3.1.4 Resourcing the Bushfire Risk Management Plan.....	14
3.2 Environment and Bushfire Context.....	15
3.2.1 Climate and Bushfire Season.....	15
3.2.2 Vegetation and Biodiversity	16
3.2.3 Threatened Species and Communities.....	19
3.2.4 Bushfire Frequency and Causes of Ignition	20
3.2.5 Topography and Landscape	22
4. Asset Identification and Risk Assessment	22
4.1 Planning Areas	23
4.2 Asset Identification.....	23
4.3 Assessment of Bushfire Risk.....	25
4.3.1 Likelihood Assessment	25
4.3.2 Consequence Assessment	26
5. Evaluating Bushfire Risk	26
5.1 Treatment Priorities	26
5.2 Risk Acceptability	27
6. Risk Treatment	28
6.1 Local Government-Wide Controls	29
6.2 Asset-Specific Treatment Strategies	29
6.3 Determining the Treatment Schedule.....	31
7. Review and Reporting	31
7.1 Review	32

7.2 Reporting 32

8. Glossary 33

9. Common Abbreviations 36

10. Appendices 37

Foreword

Fire has been inherently a part of Australia’s natural landscape for thousands of years through Aboriginal people caring for Country and maintaining cultural and spiritual connections. Fire continues to play a role in land management and managing bushfire risk with coordinated multi-agency treatments conducted to address identified bushfire risks and enhancing community resilience.

Ensuring the City of Cockburn (City) is **The Best Place to Be** includes enshrining the safety of our communities and natural environment by taking action to prevent and prepare for bushfires.

Under the State Hazard Plan - Fire, an integrated Bushfire Risk Management Plan (BRMP) is to be developed for local government areas with significant bushfire risk. This BRMP is a strategic document that facilitates a coordinated approach towards the identification, assessment and treatment of assets exposed to bushfire risk to reduce the impact of severe bushfires on the community. The BRMP supports and underpins the Strategic Community Plan 2020–2030 (SCP) and forms part of the City’s Local Emergency Management Arrangements.



1. Introduction

Bushfires cannot be eliminated from the landscape, and there are circumstances when fire cannot be controlled. However, planning and preparedness activities can reduce bushfire events' frequency, spread, and impact.

1.1 Background

Under the State Hazard Plan - Fire, an integrated BRMP is to be developed for local government areas with significant bushfire risk. This BRMP has been prepared for the City in accordance with the requirements of the Guidelines for Preparing a Bushfire Risk Management Plan (the Guidelines) (Office of Bushfire Risk Management 2020) from the Office of Bushfire Risk Management (OBRM) within the Department of Fire and Emergency Services (DFES). The risk management processes used to develop this BRMP are aligned to the key principles of *ISO 31000:2018 Risk Management* and those described in the *National Emergency Risk Assessment Guidelines*. This approach is consistent with State Emergency Management (SEM) Policy and SEM Prevention and Mitigation Procedure 1.

Government agencies and other land managers responsible for implementing treatments participate in developing the BRMP and Treatment Schedule to ensure treatment strategies are collaborative and efficient, regardless of land tenure.

1.2 Aim & Objective

For the purpose of protecting people, the environment and infrastructure, the BRMP aims to document a shared coordinated and efficient approach towards identifying, assessing, and treating assets exposed to bushfire risk within the City.

The objectives of this BRMP are to:

- Guide and coordinate a tenure-blind, multi-agency bushfire risk management program over five years
- Document the process used to identify, analyse and evaluate risk, determine priorities and develop a plan to systematically treat risk
- Facilitate the effective use of the financial and physical resources available for bushfire risk management activities
- Integrate bushfire risk management into the business processes of local government, landowners and other agencies
- Ensure there is integration between landowners and bushfire risk management programs and activities
- Document processes used to monitor and review the implementation of treatments to ensure treatment plans are adaptable and risk is managed at an acceptable level.

1.3 Legislation, Policy and Standards

This BRMP has been prepared by the City in accordance with the requirements of the Guidelines. The risk management processes used to develop this BRMP are aligned to the key principles of *ISO 31000:2018 Risk Management*, as described in the Second Edition of the *National Emergency Risk Assessment Guidelines* (NERAG). This approach is consistent with *State Emergency Management Policy (State EM Policy) 3.2 - Emergency Risk Management Planning*.

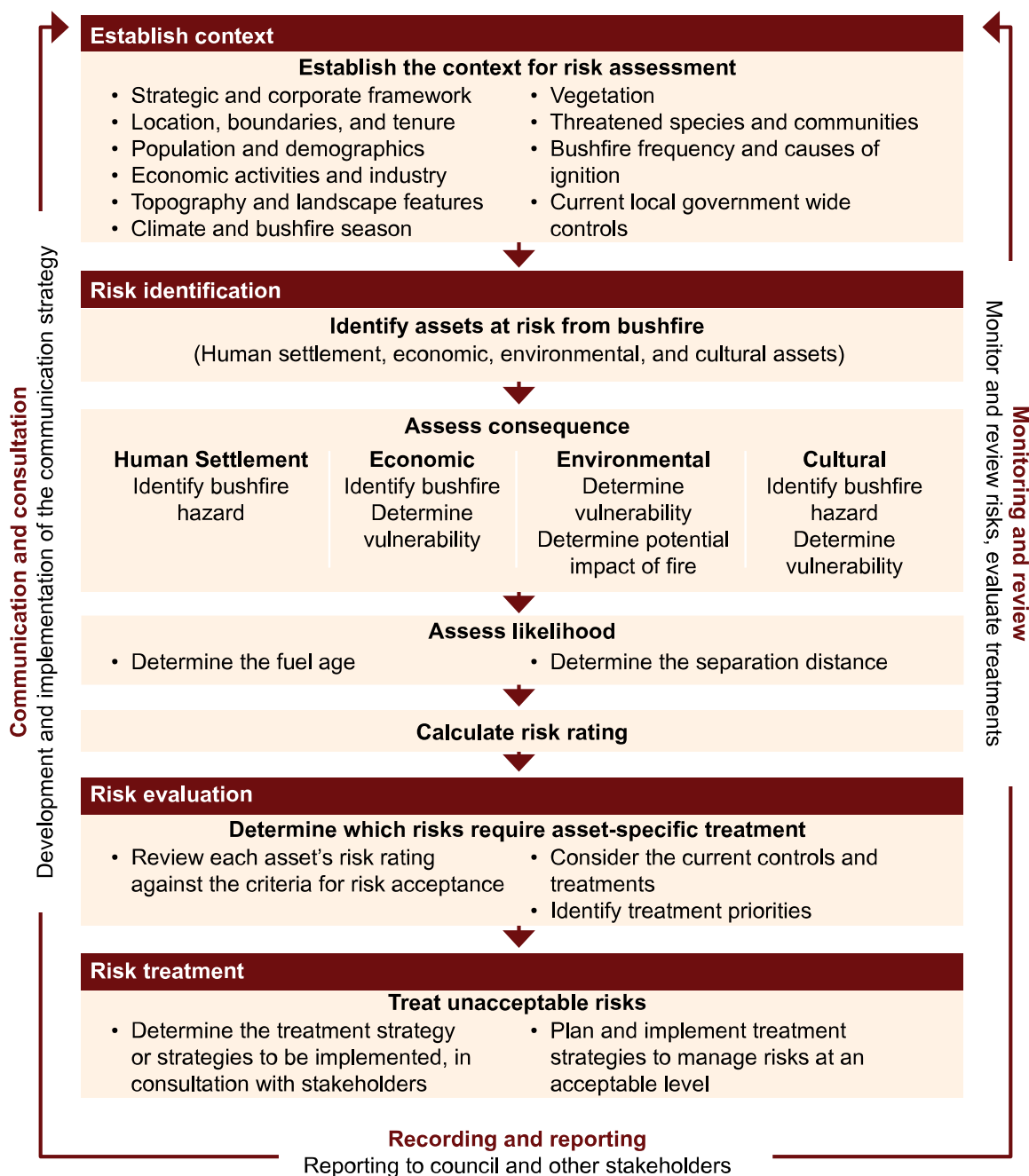
The following legislation, policy and standards were considered to be applicable in the development and implementation of the BRMP.

- | | |
|---|---|
| • <i>Aboriginal Heritage Act 1972</i> | • <i>Planning and Development (Local Planning Scheme) Regulations 2015</i> |
| • <i>Biodiversity Conservation Act 2016</i> | • <i>City (Local Government Act) Local Laws 2000</i> |
| • <i>Building Act 2011</i> | • <i>SEM Policy (SEMC 2019)</i> |
| • <i>Bush Fires Act 1954</i> | • <i>SEM Plan (State Emergency Management Committee (SEMC 2019))</i> |
| • <i>Conservation and Land Management Act 1984</i> | • <i>SEM Prevention and Mitigation Procedure 1 (SEMC 2019)</i> |
| • <i>Country Areas Water Supply Act 1947</i> | • <i>State Hazard Plan - Fire (SEMC 2019)</i> |
| • <i>Emergency Management Act 2005</i> | • <i>State Planning Policy 3.4: Natural Hazards and Disasters (Western Australian Planning Commission (WAPC) 2006) (SPP 3.4)</i> |
| • <i>Environmental Protection Act 1986</i> | • <i>State Planning Policy 3.7: Planning in Bushfire Prone Areas (WAPC 2015, as amended) (SPP 3.7)</i> |
| • <i>Environmental Protection and Biodiversity Conservation Act 1999 (Cth)</i> | |
| • <i>Fire Brigades Act 1942</i> | |
| • <i>Fire and Emergency Service Act 1998</i> | |
| • <i>Metropolitan Water Supply, Sewerage and Drainage Act 1909</i> | |
| • <i>Rottnest Island Authority Act 1987</i> | |
| • <i>Bush Fires Regulations 1954</i> | |
| • <i>Emergency Management Regulations 2006</i> | |

2. The Risk Management Process

The risk management processes used to identify and address risk in this BRMP are aligned with the international standard for risk management, *ISO 31000:2018 Risk Management*, as described in NERAG. This process is outlined in Figure 1.

Figure 1 – An overview of the risk management process adapted from *ISO 31000:2018 Risk Management*.



2.1 Roles and Responsibilities

The roles and responsibilities of the key stakeholders involved in the development of the BRMP are outlined in Table 1.

Table 1 – Roles and Responsibilities

Stakeholder Name	Roles and Responsibilities
All Landowners (State and Local Govt, Private etc)	<ul style="list-style-type: none"> • Implement treatment strategies. • Comply with the City's Fire Control Order if applicable.
City of Cockburn	<ul style="list-style-type: none"> • As custodian of the BRMP, coordinate the development and ongoing review of the integrated BRMP • Negotiate a commitment from landowners to treat risks identified in the BRMP, with the appropriate compliance requirements and protecting environmental assets • As treatment manager, implementation of treatment strategies, in consultation with land managers and environmental policy and planning staff and groups, and appropriate compliance requirements and protecting environmental assets • Submit the draft BRMP to OBRM for review and endorsement • Enforce compliance with the City's Fire Control Order as per the <i>Bush Fires Act 1954</i>.
Department of Fire and Emergency Services (DFES)	<ul style="list-style-type: none"> • Participation in and contribution to the development and implementation of BRMPs, as per their agency responsibilities as the Hazard Management Agency for bushfire • Support to local government through expert knowledge and advice in relation to the identification, prevention and treatment of bushfire risk • Undertake treatment strategies, including prescribed burning on behalf of the Department of Planning, Lands and Heritage (DPLH) for Unmanaged Reserves and Unallocated Crown Land within gazetted town site boundaries • In accordance with Memorandums of Understanding and other agreements, implementation of treatment strategies for other landholders

Stakeholder Name	Roles and Responsibilities
	<ul style="list-style-type: none"> Administer and coordinate the Mitigation Activity Fund Grants Program.
Office of Bushfire Risk Management (OBRM)	<ul style="list-style-type: none"> Ensure bushfire risk is managed in accordance with ISO 31000 and reporting on the state of bushfire risk across Western Australia. Review BRMP's for consistency with the Guidelines prior to final approval by Council.
Public Utilities	<ul style="list-style-type: none"> Assist the local government by providing information about their assets and current risk treatment programs. Participation in and contribution to the development and implementation of BRMP's. Implementation of treatment strategies.
Department of Biodiversity, Conservation and Attractions (DBCA) - Parks and Wildlife Service	<ul style="list-style-type: none"> Participation in and contribute to the development and implementation of BRMP. Providing advice for the identification of environmental assets that are vulnerable to fire and planning appropriate treatment strategies for their protection. Implementation of treatment strategies on Department managed land and for Unmanaged Reserves and Unallocated Crown Land outside gazetted town site boundaries. In accordance with Memorandums of Understanding and other agreements, implementation of treatment strategies for other landholders.
Other State and Federal Government Agencies	<ul style="list-style-type: none"> Assist the local government by providing information about their assets and current risk treatment programs. Participation in and contribution to the development and implementation of BRMP. As treatment manager, implementation of treatment strategies.
Bushfire Advisory Reference Group (BFARG) and Local Emergency Management Committee (LEMC)	<ul style="list-style-type: none"> Provide advice and feedback. Monitor the effectiveness of the currency and implementation of BRMP.
Corporations and Private Landowners	<ul style="list-style-type: none"> Implementation of treatment strategies. Comply with the City's Fire Control order.

2.2 Communication and Consultation

Communication and consultation throughout the risk management process are fundamental to preparing an effective BRMP.

As part of the development of the BRMP the City engaged an external consultant to assess the City's bushfire risk according to State methodology before commencing community consultation. Once a draft BRMP was prepared with an indicative treatment schedule, the City invited community feedback and targeted key local stakeholders to provide input.

A **Communication Strategy (appendix one)** has been prepared to ensure appropriate and effective communication occurs with relevant stakeholders in the development, implementation and evaluation of this BRMP.

3. Establishing the Context

This section outlines the context in which the BRMP is developed and local factors that should be considered throughout the risk management process.

3.1 Local Government and Community Context

3.1.1 Related Plans and Strategies

All superseded version of related plans and strategies should be adopted into practices and considered in the context of the BRMP.

Strategic Community Plan 2020-2030

The City's SCP is a roadmap to ensure we focus on achieving the highest desirable outcome and maintain the City's vision of being The Best Place To Be. It reflects the priorities of our community and builds on our history and the previous plans we have to shape our community. The SCP provides a brief description and projections of the population and demographics of the local government area

The BRMP supports the SCP by facilitating and advocating for increased community safety and resilience by outlining the framework by which the City will identify, analyse and evaluate bushfire risks and integrating these practices into business processes. The objectives of the BRMP align with the City's objective to promote a vibrant, healthy, safe, inclusive and connected community (Outcome 3: Community, Lifestyle and Security).

Local Emergency Management Arrangements

The BRMP forms part of the City's Local Emergency Management Arrangements (LEMA) which aim to enhance the community's resilience and preparedness for emergencies through strategies that apply prevention/mitigation, preparedness, response and recovery measures.

Climate Change Strategy 2020-2030

The City's Climate Change Strategy 2020-2030 (CCS) is a roadmap with 14 objectives to mitigate and adapt to the impacts of climate change. Damage to or loss of biodiversity, natural habitat, infrastructure, and public health caused by the impacts of climate change is identified in the CCS as having the potential to impact the City's service delivery, natural environmental, local community and infrastructure.

The BRMP facilitates outcomes for objective's 10 Conserve Biodiversity, 13 Protect Community Infrastructure, and 14 Enhance Health and Wellbeing in reducing the impact of bushfires.

Natural Area Management Strategy 2012-2022

The City's Natural Area Management Strategy 2012-2022 (NAMS) outlines the City's approach to managing its vested natural areas and builds its capacity to maintain them for the conservation of biodiversity. The purpose of the NAMS is to protect and enhance the City's natural environment by monitoring environmental changes and managing key threats.

The BRMP supports the NAMS by embedding the objectives of the Strategy into the risk assessment process by understanding the values of the natural environment to be considered in bushfire risk management planning.

The NAMS also outlines the City's approach to limiting unauthorised access into reserves and undertaking fuel load reduction.

Other related City plans and strategies

- Community Safety and Crime Prevention Plan 2022-2027
- Urban Forest Plan 2018-2028
- Local Government Inventory Heritage List Significant Tree List
- Economic Development Framework

3.1.2 Location, Boundaries and Tenure

The City is located just south of Perth, approximately 15 kilometres from the Perth CBD. The Cities of Fremantle and Melville bound the City to the north. The Cities of Canning and Armadale to the east, the City of Kwinana to the south. Figure 2 shows the locations of the City within Perth, WA.

Figure 2 – Map of the City



The City of Cockburn local government boundaries include Rottnest Island and Carnac Island, located 18 and 10 kilometres respectively, offshore to the west.

The Rottnest Island Authority is a statutory non-Government agency established by the Western Australian State Government to maintain the day-to-day operation of Rottnest Island. As Rottnest Island falls under the control of DBCA, the Island has not been assessed as part of the BRMP.

Carnac Island is an uninhabited island and is principally managed by the Department of Biodiversity, Conservation and Attractions (DBCA).

Table 2 provides an overview of the land tenure within the City and thus the land managers the City works with to prepare and implement the BRMP.

Table 2 – Overview of Land Tenure and Management within the City.

Land Manager/Agency	Local Government Area (approximate) %
Private	21
City	45
State of WA (Mgt order: DBCA)	10
WA Land Authority	9
Department of Planning, Lands and Heritage	3
Other (State Government, Federal Government)	12
Total	100

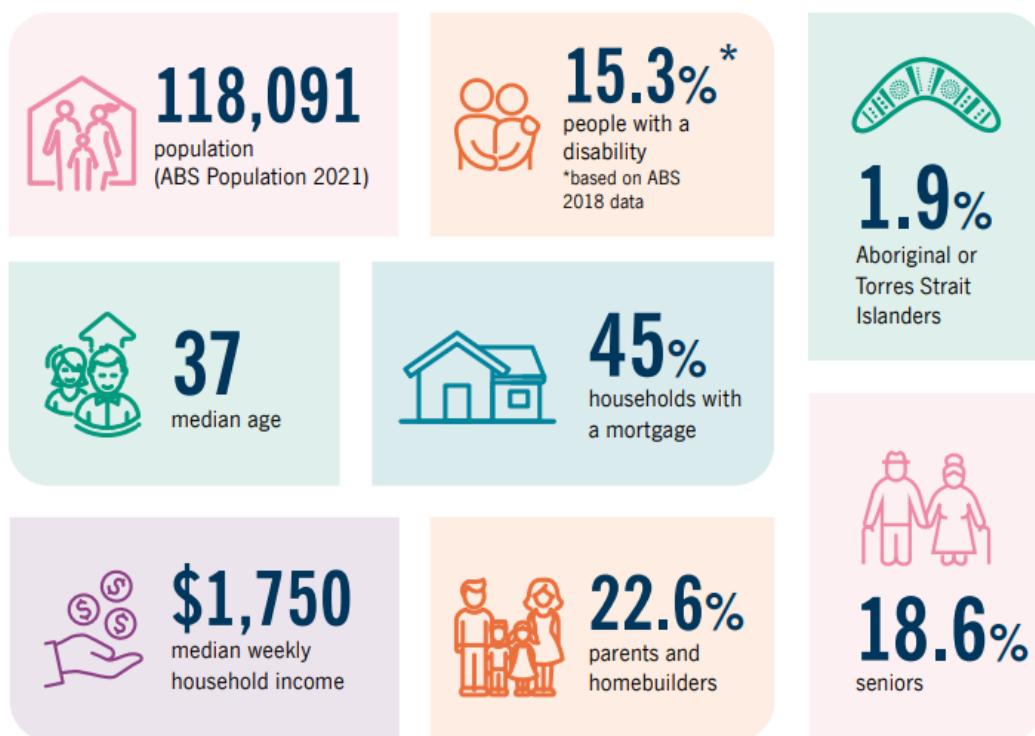
3.1.3 People and the Economy

The City has a diverse community with a mix of residential, light and heavy industry. The City is home to 125,123 people and has a median age of 37 years (City REMPLAN, 2023). Figure 3 provides a snapshot of the population in City

Figure 3: Overview of the City Population from the City Annual Report 2021-2022.

A Snapshot of our City

Based on Australian Bureau of Statistics 2021 Census data



The City LEMA has provisions to ensure identified vulnerable communities have been considered in how the City prepares, prevents, responds and recovers from emergencies.

The eastern side of Cockburn is characterised by rural zoned blocks in Jandakot, Banjup and Treeby. Many of these blocks contain remnant bushland. Wattleup, and parts of Munster and Beeliar also contain remnant bushland and are characterised as market gardens and private businesses. These areas are more susceptible to the impacts of a bushfire.

The manufacturing industry sector makes the greatest contribution to economic output in the region, which at \$8 Billion accounts for 28.87% of total output. With 7,766 jobs representing 14.95% of total employment, it is the construction industry sector that is the region's largest employer (City REMPLAN, 2023). The City is home to the [Australian Marine Complex](#), Western Australia's leading shipbuilding and sustainment industrial precinct, and [Jandakot Airport](#), Western Australia's busiest general aviation airport and home to a large range of businesses and tenants. Jandakot Airport supports statewide emergency services and bushfire activities, including the Department of Biodiversity and

Conservation Aviation Operations for aerial fire surveillance and suppression, DFES emergency rescue helicopter service, and the Royal Flying Doctor Service of Australia.

These sectors could be impacted should a significant bushfire occur as the City has several major traffic routes connecting industry to Fremantle port (City of Fremantle), the largest and busiest general cargo port in Western Australia and Western Trade Coast (partially in the City).

A comprehensive breakdown of information, trends and forecasts about the City population and economy can be viewed on the City's [online interactive demographic, economic and community tools](#).

3.1.4 Resourcing the Bushfire Risk Management Plan

Bushfire risk management is currently managed through several areas within the City, including the:

- Environment, Parks and Streetscapes Team (responsible for maintenance of reserve firebreaks, fuel load reduction activities on City land, fire response plans)
- Environment Management, Planning and Policy (provide advice and technical expertise on natural area management and advise on impact of fuel management treatment strategies)
- Fire and Emergency Management team (enforcement of bushfire legislation, issuing of burning approval and section 33 notices and provide advice on bushfire risk management, owner of the Bush Fire Risk Management Plan)
- Planning and Development Services (responsible for enforcement of State Planning Strategy 3.7).

The City does not have a role dedicated to bushfire risk management or implementing asset-specific treatments.

3.2 Environment and Bushfire Context

3.2.1 Climate and Bushfire Season

The City is characterised as having a Mediterranean climate as it experiences warm, dry summers and cool, wet winters. The bushfire season is typically from late spring through to early autumn, peaking in summer, when the moisture content in vegetation is low. These characteristics, as well as evidence indicating an increase in extreme fire weather days (State of Climate Report 2022, Bureau of Meteorology; Sixth Assessment Report of the Intergovernmental Panel on Climate Change 2022) will mean that treatment strategies to bushfire risk management are required to be dynamic and timely, and multiple treatments applied to comprehensively mitigate risks.

Weather conditions, including humidity, wind, rainfall, lightning and temperature, influence fire weather behaviour such as the size, intensity, and speed of bushfires. The State of Climate 2022 report indicates anthropogenic (human-caused) climate change is increasing weather and climate extremes resulting in an increase in the number of dangerous fire weather days and a longer fire season for southern and eastern Australia. Adverse weather and climate change also have large impacts on vegetation and therefore their capacity as fuel for fire.

Summer days with high temperatures, low humidity and strong winds are especially conducive to the spread of fires. This risk of bushfires is enhanced if thunderstorms develop, accompanied by lightning with little or no rain.

As part of the development of the CCS, the City engaged Ernst and Young to undertake a risk assessment and update the climate change risk register. The final report concluded that the loss or damage to properties, buildings and infrastructure, and community safety, health and wellbeing due to bushfire are extreme risks.

The Bureau of Meteorology (BoM) states that extreme fire weather conditions in the Perth region typically occur with strong easterly or north easterly winds associated with a strong high to the south of the state and a trough offshore. Easterly winds represent about 60% of extreme fire weather days compared to less than 5% associated with southerly winds.

The City, along with the majority of the Metropolitan local governments, follows the seasonal patterns detailed above when implementing their prohibited and restricted burning times, the City on average will maintain the following seasonal restrictions:

Prohibited burning is declared during the periods from December 1 through until March 31, restricted burning period April 1 through till May 31 and October 1 through until November 30, and the City maintains an unrestricted period of June 1 through till September 30 where the conditions support a decreased risk to the spread of fire. These are subject to change on seasonal conditions.

3.2.2 Vegetation and Biodiversity

The City is located within the South West Botanical Province of Western Australia, which is recognised as one of the world's top 25 biodiversity hotspots (Natural Heritage Trust, 2003). Biodiversity hotspots are recognised as globally significant due to a high diversity and endemism (occur nowhere else) of species. These hotspots are also under threat as a result of significant habitat loss through clearing and urban development (NAMS, 2012-22).

There is a range of vegetation types and floristics communities within the City's boundaries as depicted in Figure 4. Within the City, six different vegetation complexes are represented. The most western section supports coastal vegetation and coastal heath underlain by limestone outcrops.

Across the City, vegetation condition has been subject to degradation due to past land uses causing invasion by non-native species. The majority of the non-native species are grasses which significantly increases bushfire risk. These grasses increase the risk of fast-moving and intense bushfires that threaten life, property and the environment.

In managing bushfire risks, treatments should aim to protect natural areas and biodiversity, and any impacts of fuel management treatments should thoroughly be considered. The City's NAMS objectives to consider in undertaking the bushfire risk management include;

- Threatened Ecological Communities (TEC)
- threatened fauna species habitat, such as Black Cockatoo species
- maintaining ecological corridors
- weed and disease management
- minimise illegal access and dumping
- reducing the likelihood of unplanned fires
- rehabilitation of degraded natural areas.

Bushland reserves contain large amounts and continuous vegetation in large areas. They are at risk of damage by bushfire and provide risks to nearby property if a large and out of control bushfire occurs. They are the largest fuel loads that occur and can aggravate any bushfire situation. All reserves within the City of Cockburn are listed in the Asset Risk Register and risk ratings have been assigned in accordance with the risk assessment process. Courses of action and the hierarchy of treatments are found at Table 7 and Figure 8 of this Plan.

Figure 4 – Vegetation Mapping within the City of Cockburn

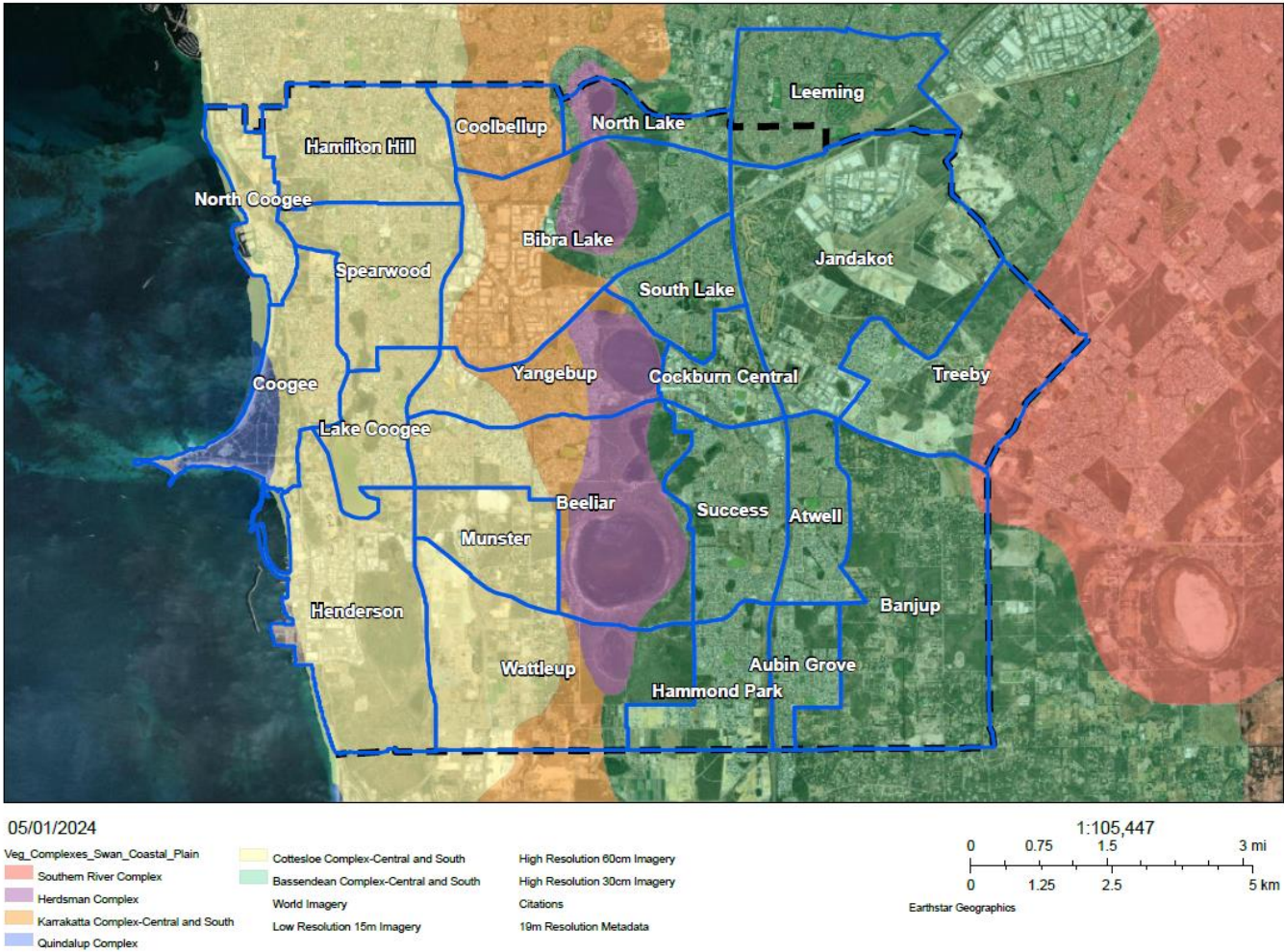
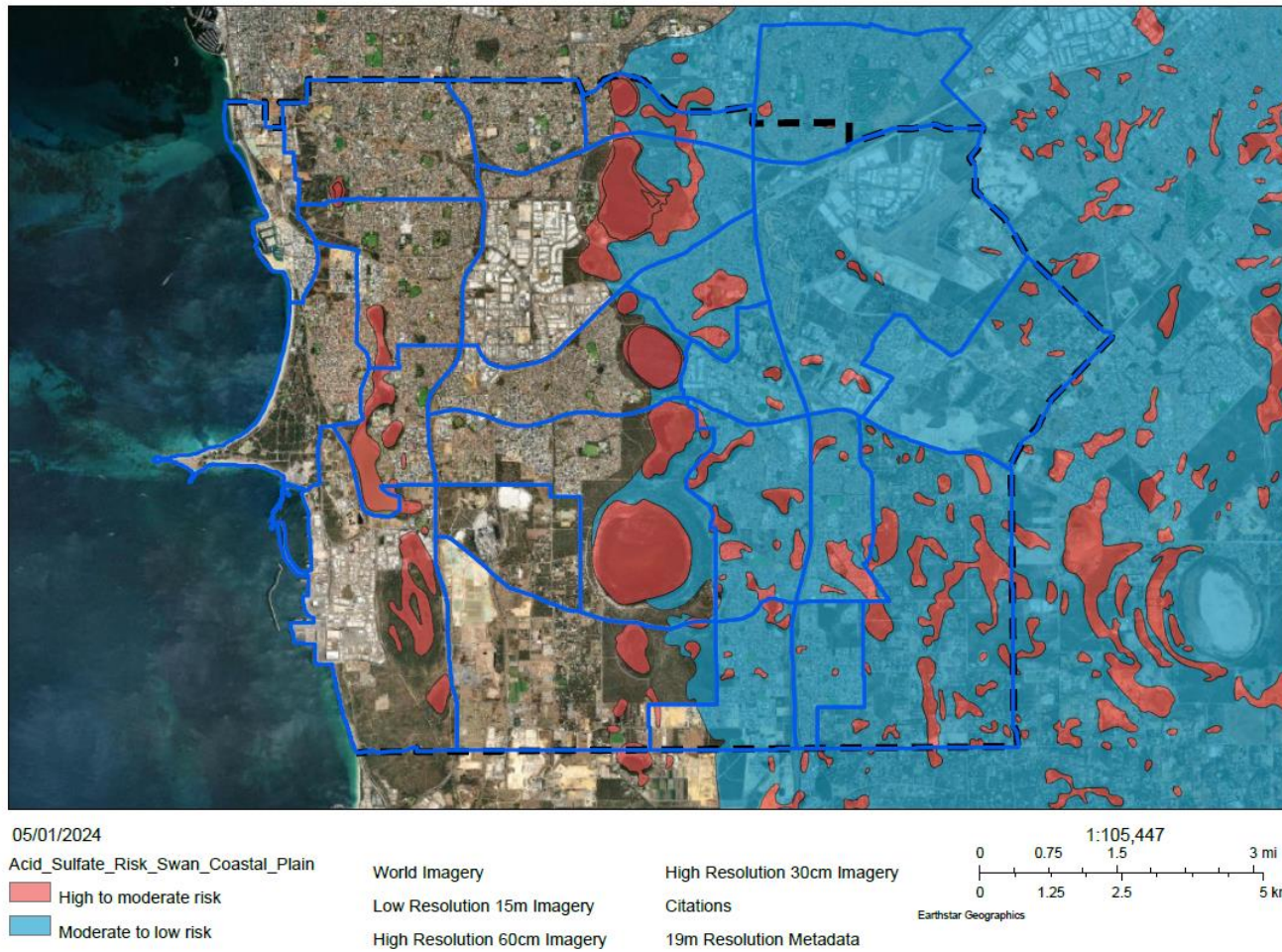


Figure 5 – Acid Sulphate soil risk within the City of Cockburn

3.2.3 Threatened Species and Communities

The City contains a variety of native vegetation types as depicted in Figure 4. Much of which is representative of the Banksia Woodlands of the Swan Coastal Plain, a TEC.

Banksia woodlands was listed as endangered under the *Environment Protection and Biodiversity Conservation Act 1999* (EPBC Act), on 16 September 2016. The threatened community predominantly occur within on the Bassendean soil complex, which is widespread on the eastern half of the City of Cockburn. Banksia woodlands are a fire-managed eco-system and low intensity burning can be used to stimulate regeneration with appropriate planning and post-fire weed control. Intervals between fire is recommended to be a minimum of 8 to 16 years and a maximum of 40 years (DBCA, Fire Information Note - Banksia Woodlands of the Swan Coastal Plain).

Tuart woodlands and forests of the Swan Coastal Plain are listed as critically endangered under the EPBC Act and are predominantly found on the Quindalup and Spearwood dunes. There are parcels of Tuart woodlands present in Manning Park, Woodman Point Regional Park and reserves in Henderson, as well as reserves along the Beeliar wetlands chain. Extensive weed management post-fire and fauna conservation for should be planned for when conducting prescribed burns as Tuart woodlands are vulnerable to invasive weeds and fauna sensitivity in mature trees (EPBC Act, Approved Conservation Advice, 2019). Intervals between burning may be required to be more than 10 years to allow regeneration and maturity of seedlings (EPBC Act, Approved Conservation Advice, 2019, C.5).

Some areas of the City contain a population of *Caledonia Huegelii* (a rare orchid), in addition of nine species considered to be 'conservation significant flora' by DBCA. Significant flora is defined as species at varying risks of extinction, depending on their classification.

Numerous wetlands are found throughout the City which support *Melaleuca* (Paperbark) and native sedge vegetation communities. The eastern parts of the City support the abovementioned Banksia Woodland TEC which is highly diverse in the floristic makeup. Vegetation which supports several threatened flora and fauna species, such as Black Cockatoos and Quendas, is also located within most of the City's reserves.

Dieback (*Phytophthora cinnamomi*) has been listed as a key threatened process and is one of the major threats to Banksia Woodland TEC. Whilst Banksia Woodland is fire dependent (over long time intervals), it is highly susceptible to dieback. Dieback has been identified in a number of bushland reserves and can be easily spread through the movement of infected soil on car tyres, boots and equipment (City 2018). Wash down of vehicles, including those involved in fire suppression and prescribed burns, is recommended where operating in dieback infested reserves to limit the spread (Department of the Environment and Energy 2018).

The presence of weeds and invasive grasses within bushland areas, road reserves and public open spaces also adds to the likelihood of fires being started by accidental, deliberate or natural causes. There is an ongoing need to effectively manage grass fuels to help minimise fire risk (Attorney-General's Department, 2014).

The City undertakes fuel load reduction works in City managed reserves including:

- Control of illegal vehicle access to reduce instances of arson
- Control of environmental weeds, particularly Perennial Veldt Grass
- Fire retardant species selection for revegetation projects in proximity to dwellings
- Asset specific treatments in selected reserves, such as
 - Mechanical works
 - Removal of vegetation
 - Hazard reduction burns

More information on threatened species and communities is available in the City's NAMS.

3.2.4 Bushfire Frequency and Causes of Ignition

Ignition frequency of unplanned fires can vary on seasonal conditions and location. Table 3 demonstrates that human causes, such as arson, have contributed to most bushfires within the City. Most occurrences of arson within the City are believed to be carried out within or close to residential areas. However, the frequency of arson in rural areas may be higher than expected due to the difficulty in identifying fire ignition causes within these areas.

The City's Community Safety and Crime Prevention Plan 2022-2027 (CSCP Plan) outlines initiatives the City will implement to deter criminal activity and ensure the community feel safe. The CSCP Plan aims to reduce the opportunity for crime through technology, namely CCTV, and facilitate early intervention initiatives to improve the wellbeing of our community.

Table 3 - Summary of Ignition Causes 2018-2023 By Highest Average Ignition Cause
(as of July 2023 Department of Fire and Emergency Services, City of Cockburn Local Government Report Package)

Year	2018-19	2019-20	2020-21	2021-22	2022-23
<i>Total no. of bushfires</i>	133	150	133	159	184
Suspicious/Deliberate	86	89	71	107	89
Cigarette	23	22	25	23	36

Year	2018-19	2019-20	2020-21	2021-22	2022-23
Reignition of previous fire	5	4	6	8	24
Burn off fires	3	8	5	4	3
Power lines	6	4	4	5	4
Hot works (grinding, cutting, drilling etc..)	1	5	3	2	3
Other open flames or fire	1	2	5	2	3
Improper Fuelling/Cleaning/Storage /Use of material ignited	2	1	5	2	1
Campfires/bonfires/outdo or cooking	2	4	1	1	2
Unreported (incomplete report)	-	0	0	0	8
Vehicles (incl. Farming Equipment/Activities)	1	2	3	1	1
Weather Conditions (High winds, natural combustion etc. Excludes Lightning)	-	1	2	1	2
Electrical distribution (excl. power lines)	-	2	1	1	1
Undetermined	1	2	0	2	0
Weather Conditions - Lightning	1	1	0	0	3
Children misadventure	1	2	0	0	0
Fireworks/flares	0	0	0	0	2
Construction, installation, design deficiency	-	0	0	0	1
Equipment - Mechanical or electrical fault	-	0	1	0	0
Human Error (Left on, knock over, unattended etc.)	-	0	1	0	0
Sleeping/Alcohol/Drugs/P hysical-Mental impairment	0	1	0	0	0
Yard maintenance, hand held equipment	-	0	0	0	1

Planned fires, utilising the City's Fire Control Order and permit system, account for most planned/controlled burning activities undertaken within the City's rural landholdings. The permit system is heavily utilised by many residents, with 686 permits being issued between 2017-2022.

Historical evidence indicates the City has experienced multiple fires that required a significant multi-agency response, including the 2014 Banjup bushfire, which burnt through several reserves and rural residential properties before impacting urban areas in Atwell. This fire resulted in community evacuations, minor damage to several homes and the loss of outbuildings, sheds and fencing. The 2020/21 bushfire season saw an increase in multiagency incidents compared to previous years of note Aubin Grove bushfires which resulted in the community being impacted by severe ember attacks and sheltering in place.

3.2.5 Topography and Landscape

The City is relatively flat and low lying. Ground elevation across the City varies between 0.09 m and 78.9 m above sea level. Some areas with the highest elevation in bushfire prone areas include Manning Park, areas of Munster, and parks and businesses immediately west of Bibra Lake. Steep slopes and prevailing winds can increase fire intensity.

The Beelihar wetlands chain pass through the centre of the City, creating a series of wetlands and seasonal damplands. Controlled burns should not be undertaken in wetland areas because the organic-rich soils have the potential to smoulder underground for weeks or months (Fire Facts DBCA, 2023). Peatlands store more carbon than any other ecosystem and burning would result in large carbon emissions (Pemberton 2005) as well as potentially trigger the presence of acid sulphates that could pollute groundwater and waterways, killing flora and fauna (Fire Facts DBCA, 2023). **Figure 5 depicts acid sulphate soil risks within the City of Cockburn which is taken into consideration when planning controlled burns.**

4. Asset Identification and Risk Assessment

Risk assessment uses a combination of consequence and likelihood to determine the level of bushfire risk. Once the City has identified, mapped and categorised an asset, a risk assessment can be conducted to determine an asset's exposure to bushfire risk. The level of exposure to bushfire risk is called the risk rating.

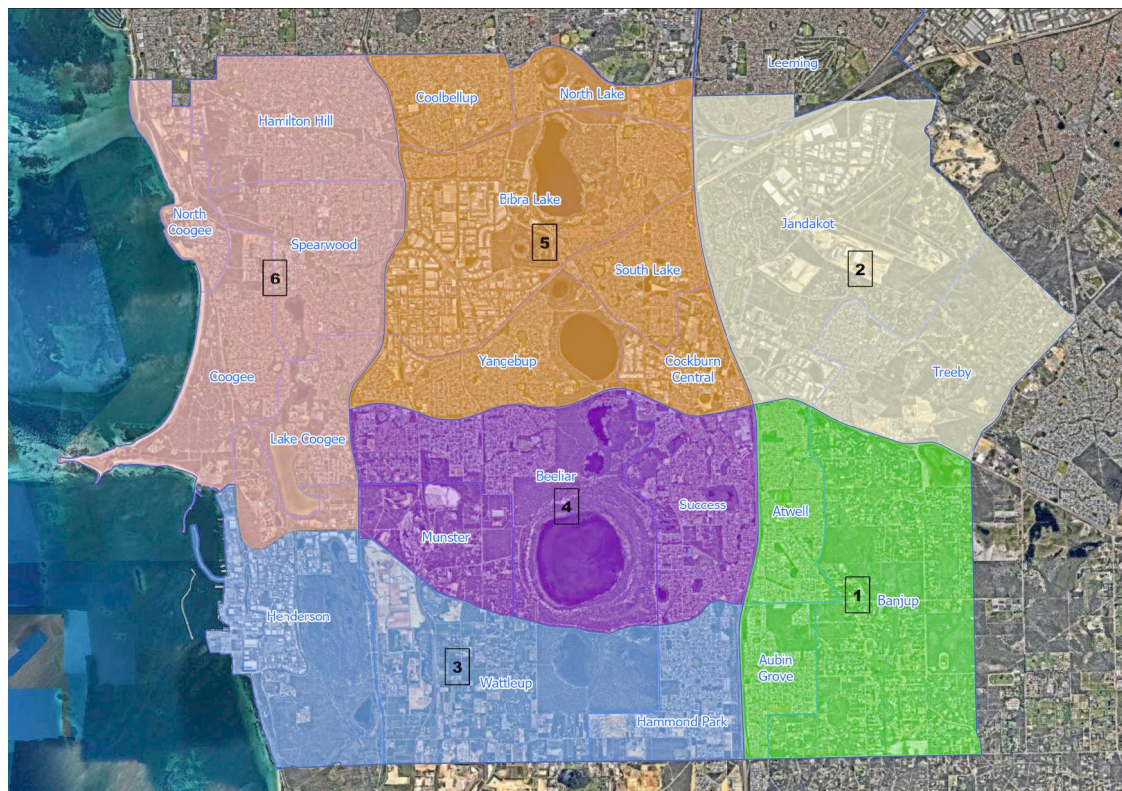
Detailed information about asset identification and risk assessments are available for viewing and recorded in the City's on-line Cockburn Mapping Hub, within the "Fire Management" web maps under the "BRMS Assets" layer. Cockburn Mapping Hub can be viewed here: <https://maps-cockburn.hub.arcgis.com/>

4.1 Planning Areas

The City is divided into six bushfire risk planning areas. The planning areas were determined using existing geographical features.

1. Banjup / Atwell / Aubin Grove
2. Jandakot / Treeby
3. Southern Coast to Hammond Park
4. Beeliar Regional Park
5. North Lake / Yangebup Lake
6. Northern Coastal Strip

Figure 6 Map of Planning Areas



4.2 Asset Identification

Asset identification and risk assessment have been conducted at the local level using the methodology described in the Guidelines using Bushfire Risk Management System (BRMS). In reviewing the BRMP, all previously identified assets have been reviewed. New assets identified during the review have been mapped, recorded and assessed in the (DFES provided) BRMS. Identified assets are categorised into the following categories and subcategories provided in Table 4.

Table 4 – Asset Categories and Subcategories

Asset Category	Asset Subcategories
Human Settlement	<ul style="list-style-type: none"> • Residential areas Dwellings including rural urban interface areas and rural properties. • Places of temporary occupation Commercial, mining and industrial areas located away from towns and population centres. • Special risk and critical facilities Locations and facilities where occupants may be especially vulnerable to bushfire for one or more of the following reasons: <ul style="list-style-type: none"> • Occupants may have limited knowledge about the impact of bushfires • Occupants may have a reduced capacity to evaluate risk and respond adequately to a bushfire event • Occupants may be more vulnerable to stress and anxiety arising from a bushfire event or the effects of smoke • There may be significant communication barriers with occupants • Relocation and/or management of occupants may present unique challenges or difficulties, such as transportation, or providing alternative accommodation, healthcare or food supplies Facilities that are critical to the community during a bushfire emergency.
Economic	<ul style="list-style-type: none"> • Agricultural Pasture, grazing, livestock, crops, viticulture, horticulture and other farming infrastructure. • Commercial and industrial Major industry, waste treatment plants, mines, mills and processing and manufacturing facilities and cottage industry. • Critical infrastructure Power lines and substations, water and gas pipelines, telecommunications infrastructure, railways, bridges, port facilities and waste water treatments plants. • Tourist and recreational Tourist attractions and recreational sites that generate significant tourism and/or employment within the local area. • Commercial forests and plantations • Drinking water catchments

Asset Category	Asset Subcategories
Environmental	<ul style="list-style-type: none">Protected Rare, protected and threatened flora and fauna, ecological communities and wetlands as listed in the aforementioned environmental legislation.Priority Priority Flora and Priority Fauna Lists held by DBCA (Priorities 1-3), PEC and wetlands.Locally important Nature conservation and research sites, habitats, species and communities, areas of visual amenity and local value, and Priority Flora and Priority Fauna Lists held by DBCA (Priorities 4-5).
Cultural	<ul style="list-style-type: none">Aboriginal heritage Places of indigenous significance identified by DPLH or the local community.Recognised heritage Assets afforded legislative protection through identification by the National Trust, State Heritage List or Local Planning Scheme Heritage List.Local heritage Assets identified in a Municipal Heritage Inventory or by the community.Other Other assets of cultural value, for example community centres and recreation facilities.

4.3 Assessment of Bushfire Risk

Risk assessments have been undertaken for each asset or group of assets identified using the methodology described in the Guidelines. The Asset Risk Register will be maintained in BRMS and will be updated as new assets are identified.

4.3.1 Likelihood Assessment

Likelihood is described as the chance of a bushfire igniting, spreading and reaching an asset. The approach used to determine the likelihood rating is **the same for each asset category**: Human Settlement, Economic, Environmental and Cultural.

There are four possible likelihood ratings:
Almost certain, likely, possible, and unlikely.

4.3.2 Consequence Assessment

Consequence is described as the outcome or impact of a bushfire event on the local community, infrastructure, natural environment and local economy. The approach used to determine the consequence rating is **different for each asset category**: Human Settlement, Economic, Environmental and Cultural.

There are four possible consequence ratings:

Minor, moderate, major and catastrophic.

The methodology used to determine the consequence rating for each asset category is based on the following:

Human Settlement, Economic and Cultural Assets

The outcome or impact of a bushfire event on the asset, or a group of assets, measured by the hazard posed by the classified vegetation and the vulnerability of the asset.

Environmental Assets

The outcome or impact of a bushfire event on the asset, or a group of assets, measured by the vulnerability of the asset and the potential impact of a bushfire or fire regime.

5. Evaluating Bushfire Risk

The risk rating for each asset has been assessed against the likelihood and consequence descriptions to ensure:

- The rating for each asset reflects the relative seriousness of the bushfire risk to the asset
- Likelihood and consequence ratings assigned to each asset are appropriate
- Local issues have been considered.

5.1 Treatment Priorities

The treatment priority for each asset has been automatically assigned by BRMS, based on the asset's risk rating. Table 6 shows how likelihood rating (4.3.1) and consequence assessment (4.3.2) combine to give the risk rating and subsequent treatment priority for an asset.

Table 6 – Treatment Priorities based on likelihood rating and consequence assessment.

		Consequence			
		Minor	Moderate	Major	Catastrophic
Likelihood	Almost certain	3D (High)	2C (Very High)	1C (Extreme)	1A (Extreme)
	Likely	4C (Medium)	3A (High)	2A (Very High)	1B (Extreme)
	Possible	5A (Low)	4A (Medium)	3B (High)	2B (Very High)
	Unlikely	5C (Low)	5B (Low)	4B (Medium)	3C (High)

5.2 Risk Acceptability

Risks of 'high' and below were not considered to require specific treatment during the life of this BRMP. They will be managed by local government-wide controls and monitored for any significant change in risk. The City's approach with this element of the BRMP has been supported by DFES and the Guidelines.

In most circumstances, the landowner will determine risk acceptability and treatment in collaboration with the City and other relevant authorities. However, the following courses of action, as illustrated in Table 7, have been adopted for each risk rating as a general rule.

Table 7 – Criteria for Acceptance of Risk and Course of Action

Risk Rating	Criteria for Acceptance of Risk	Course of Action
Extreme (Priorities 1A, 1B, 1C)	Only acceptable with excellent controls. Urgent treatment action is required.	<p>Routine controls are not enough to adequately manage the risk. Immediate attention required as a priority. Specific action is required in first year of BRMP. Annual monitoring is required, or more frequently if required in the treatment schedule.</p> <p>Treatments will be approached by:</p> <ul style="list-style-type: none"> Treatments will be prioritised where maximum benefits are achieved for multiple assets and or critical infrastructure.

		<ul style="list-style-type: none"> Treatments that benefit vulnerable communities will be given priority. Tenure blind strategic mitigation with multiple stakeholders/partnerships. <p>Communication with asset owners will be in line with the City Communications Plan.</p>
Very High (Priorities 2A, 2B, 2C)	Only acceptable with excellent controls. Treatment action is required.	<p>Routine controls are not enough to adequately manage the risk. Specific action will be required during the period covered by the BRMP.</p> <p>Quarterly monitoring is required.</p>
High (Priorities 3A, 3B, 3C, 3D)	Only acceptable with adequate controls. Treatment action may be required.	Risk may be managed with routine controls and monitored annually.
Medium (Priorities 4A, 4B, 4C)	Acceptable with adequate controls. Treatment action is not required but risk must be monitored regularly.	Risk may be managed with routine controls and monitored periodically throughout the life of the BRMP.
Low (Priorities 5A, 5B, 5C)	Acceptable with adequate controls. Treatment action is not required but risk must be monitored.	Risk will be managed with routine controls and monitored as required.

6. Risk Treatment

The purpose of risk treatment is to reduce the likelihood of a bushfire occurring and the potential impact of a bushfire on the community, economy and environment. This is achieved by implementing treatments that modify the characteristics of the hazard, the community or the environment.

There are many strategies available to treat bushfire risk. The treatment strategy (or combination of treatment strategies) selected will depend on the level of risk and the type of asset being treated. Not all treatment strategies will be suitable in every circumstance.

6.1 Local Government-Wide Controls

Local government-wide controls are activities already being undertaken by the City, State agencies and other stakeholders that reduce the overall bushfire risk. These treatments are not linked to specific assets and are applied across the City:

- Enforcement of the *Bush Fires Act 1954*, including applicable fuel management requirements, firebreak standards and annual enforcement programs
- Distribution and capability of local fire and emergency services
- Public education campaigns and the use of PWS and DFES state-wide programs, tailored to suit local needs
- State-wide arson prevention programs developed in conjunction with WA Police and DFES
- State planning framework and local planning schemes, implementation of appropriate land subdivision and building standards in line with DFES, Western Australian Planning Commission and Building Commission policies and standards, such as State Planning Policy 3.7 Planning in Bushfire Prone Areas; and
- Monitoring performance against the BRMP and reporting annually to the Council and OBRM.

Further information about the local government-Wide Controls and how they will support the treatment of bushfire risk can be found in **Appendix Two – Local Government-Wide Controls**.

6.2 Asset-Specific Treatment Strategies

Asset-specific treatments are implemented to protect an individual asset or group of assets, identified and assessed in the BRMP as being at risk from bushfire. There are six asset specific treatment strategies:



Fuel management – Treatment reduces or modifies the bushfire fuel through manual, chemical and prescribed burning methods



Ignition management – Treatment aims to reduce potential human and infrastructure sources of ignition in the landscape



Preparedness – Treatments aim to improve access and water supply arrangements to assist firefighting operations



Planning – Treatments focus on developing plans to improve the ability of firefighters and the community to respond to bushfire

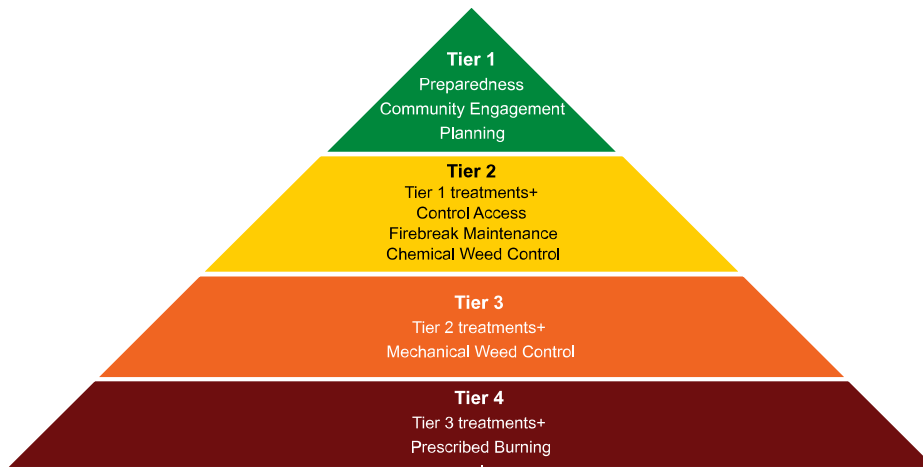
Community Engagement – Treatments seek to build relationships, raise awareness and change the behaviour of people exposed to bushfire risk



Other – Local government-wide controls, such as enforcement of the *Bush Fires Act 1954* and planning policies, will be used to manage the risk. Asset-specific treatment is not required or not possible in these circumstances

As part of the treatment hierarchy, the BRMP proposed a tiered treatment solution as depicted in Figure 7. This depicts the City of Cockburn's approach to applying asset-specific treatments, ensuring that community engagement and planning and preparedness activities are the first priority to reduce bushfire risks. When they do not adequately reduce risks to an acceptable standard, tier 2 treatments are required and so on.



Figure 7: City Treatment Hierarchy for Asset-Specific Treatment Strategies

6.3 Determining the Treatment Schedule

The Treatment Schedule list bushfire risk treatments recorded within the BRMS. The City will develop a program of works that covers activities to be undertaken over the life of the BRMP. The Treatment Schedule will evolve and develop through successful mitigation works or changing climate and resources.

Landowners are ultimately responsible for treatments implemented on their land. This includes any costs associated with the treatment and obtaining the relevant approvals, permits or licences to undertake an activity. Where agreed, another agency may manage treatments on behalf of a landowner. However, the onus is still on the landowner to ensure treatments detailed in this BRMP's Treatment Schedule are completed.

The City works closely with land owners to ensure adequate treatments are put in place to address bushfire risk. The City's recommended treatments will be communicated with stakeholders according to the Communication Strategy (appendix one) with land owners during the implementation of this Plan and will report on these activities to Council. However, it is ultimately the responsibility of land owners to implement treatments.

7. Review and Reporting

Review and reporting processes are in place to ensure that the BRMP remains current and valid. These processes are detailed below to ensure outcomes of the BRMP are achieved.

The LEMC will be encouraged to be actively involved during the life cycle of the BRMP. The LEMC has many stakeholder group leaders that will be able to provide important advice and feedback to assist in guiding the BRMP process. The advice received in

relation to implementing appropriate land treatments and during the review stages will be highly valued.

7.1 Review

A comprehensive review of this BRMP will be undertaken at least once every five years, from the date of adoption by the City. Significant circumstances that may warrant an earlier review of the BRMP include:

- Changes to the BRMP area, organisational responsibilities, or legislation
- Changes to the bushfire risk profile of the area
- Following a major fire event.

BRMS will be used to monitor the risk ratings for each asset identified in the BRMP and record the treatments implemented. Risk ratings are reviewed on a regular basis.

7.2 Reporting

Regular reporting on the activities undertaken to implement the BRMP will ensure transparency with key stakeholders to the BRMP, including private landowners.

Progress and review of the BRMP will be reported by utilising the ongoing information input into BRMS. Progress against the BRMP will be continuously monitored and reported to the City's Executive monthly and then to Council via the LEMC and BFARG.

At any time, landowners may request from the City a copy of the treatment plans for their locality.

The City will provide an annual report to Council and a bi-annual pre and post bushfire season report to community groups. The reports will outline extreme and very high-risk assets, describe the objective of their risk treatment, the works to be undertaken and their timings, the progress towards their completion, and the outcome.

The City will on request of DFES submit an annual report to OBRM each year summarising progress made towards implementation of the BRMP.



8. Glossary

Asset	A term used to describe anything of value that may be adversely impacted by bushfire. This may include residential houses, infrastructure, commercial, agriculture, industry, environmental, cultural and heritage sites.
Asset Category	There are four categories that classify the type of asset – Human Settlement, Economic, Environmental and Cultural.
Asset Owner	The owner, occupier or custodian of the asset itself. Note: this may differ from the owner of the land the asset is located on, for example a communication tower located on leased land or private property.
Asset Register	A component within BRMS used to record the details of assets identified in the BRMP.
Asset Risk Register	A report produced within the BRMS that details the consequence, likelihood, risk rating and treatment priority for each asset identified in the BRMP.
Bushfire	Unplanned vegetation fire. A generic term which includes grass fires, forest fires and scrub fires both with and without a suppression objective.
Bushfire Hazard	The hazard posed by the classified vegetation, based on the vegetation category, slope and separation distance.
Bushfire Risk Management Plan	A development related document that sets out short, medium and long term bushfire risk management strategies for the life of a development.
Bushfire Risk	The chance of a bushfire igniting, spreading and causing damage to the community or the assets they value.
Bushfire Risk Management	A systematic process to coordinate, direct and control activities relating to bushfire risk with the aim of limiting the adverse effects of bushfire on the community.
Bushfire Risk	The chance of a bushfire igniting, spreading and causing damage to the community or the assets they value.
Consequence	The outcome or impact of a bushfire event.
Draft Bushfire Risk Management Plan	The finalised draft BRMP is submitted to the Office of Bushfire Risk Management (OBRM) for review. Once the OBRM review is complete, the BRMP is called the 'Final BRMP' and can be progressed to local government Council for approval.
Geographic Information System (GIS)	A data base technology, linking any aspect of land-related information to its precise geographic location.
Landowner	The owner of the land, as listed on the Certificate of Title; or leaser under a registered lease agreement; or other entity that has a vested responsibility to manage the land.
Likelihood	The chance of something occurring. In this instance, it is the potential of a bushfire igniting, spreading and impacting on an asset.

Locality	The officially recognised boundaries of suburbs (in cities and larger towns) and localities (outside cities and larger towns).
Map	The mapping component of the BRMS. Assets, treatments and other associated information is spatially identified, displayed and recorded within the Map.
Planning Area	A geographic area determine by the local government which is used to provide a suitable scale for risk assessment and stakeholder engagement.
Priority	See Treatment Priority.
Risk Acceptance	The informed decision to accept a risk, based on the knowledge gained during the risk assessment process.
Risk Analysis	The application of consequence and likelihood to an event in order to determine the level of risk.
Risk Assessment	The systematic process of identifying, analysing and evaluating risk.
Risk Evaluation	The process of comparing the outcomes of risk analysis to the risk criteria in order to determine whether a risk is acceptable or tolerable.
Risk Identification	The process of recognising, identifying and describing risks.
Risk Register	A component within the BRMS used to record, review and monitor risk assessments and treatments associated with assets recorded in the BRMP.
Risk treatment	A process to select and implement appropriate measures undertaken to modify risk.
Rural	Any area where in residences and other developments are scattered and intermingled with forest, range, or farm land and native vegetation or cultivated crops.
Rural Urban Interface	The line or area where structures and other human development adjoin or overlap with undeveloped bushland.
Slope	The angle of the ground's surface measured from the horizontal.
Tenure Blind	An approach where multiple land parcels are consider as a whole, regardless of individual ownership or management arrangements.
Treatment	An activity undertaken to modify risk, for example a planned burn.
Treatment Objective	The specific aim to be achieved or action to be undertaken, in order to complete the treatment. Treatment objectives should be specific and measurable.
Treatment Manager	The organisation, or individual, responsible for all aspects of a treatment listed in the <i>Treatment Schedule</i> of the BRMP, including coordinating or undertaking work, monitoring, reviewing and reporting.
Treatment Planning Stage	The status or stage of a treatment as it progresses from proposal to implementation.
Treatment Priority	The order, importance or urgency for allocation of funding, resources and opportunity to treatments associated with a particular asset. The treatment priority is based on an asset's risk rating.

Treatment Schedule	A report produced within the BRMS that details the treatment priority of each asset identified in the BRMP and the treatments scheduled.
Treatment Strategy	The broad approach that will be used to modify risk, for example fuel management.
Treatment Type	The specific treatment activity that will be implemented to modify risk, for example a planned burn.
Vulnerability	The susceptibility of an asset to the impacts of bushfire.



9. Common Abbreviations

BFARG	Bush Fire Advisory Reference Group
BRM	Bushfire Risk Management
BRM Branch	Bushfire Risk Management Branch (DFES)
BRMP	Bushfire Risk Management Plan
BRMS	Bushfire Risk Management System
CCS	Climate Change Strategy
CSCP	Community Safety and Crime Prevention
DBCA	Department of Biodiversity, Conservation and Attractions
DFES	Department of Fire and Emergency Services
DPLH	Department of Planning, Lands and Heritage
EPBC Act	Environmental Protection and Biodiversity Conservation Act
LEMA	Local Emergency Management Arrangements
LEMC	Local Emergency Management Committee
NAMS	Natural Area Management Strategy
OBRM	Office of Bushfire Risk Management (DFES)
PEC	Priority Ecological Community
SEMC	State Emergency Management Committee
SCP	Strategic Community Plan
TEC	Threatened Ecological Community
UCL	Unallocated Crown Land
WA	Western Australia
WAPC	Western Australian Planning Commission

10. Appendices

- 1 Communication Strategy
- 2 Local Government Wide Controls Table



Appendix 1 – Communications Strategy

1. Introduction

This Communication Strategy accompanies the BRMP and documents the following;

- communication objectives
- roles and responsibilities for communication
- key stakeholders
- stakeholders engaged in the development of the BRMP and Treatment Schedule, and
- Communication Plan for the implementation and review of the BRMP including: target audiences and key messages at each project stage; communication risks and strategies for their management; and communication monitoring and evaluation procedures.

2 Communications Overview

2.1 Communication Objectives

The communication objectives for the development, implementation and review of the BRMP are as follows:

1. key stakeholders understand the purpose of the BRMP and their role in the planning process
2. stakeholders who are essential to the bushfire risk management planning process, or can supply required information, are identified and engaged in a timely and effective manner
3. relevant stakeholders are involved in decisions regarding risk acceptability and treatment
4. key stakeholders engage in the review of the BRMP as per the schedule in place for the local government, and
5. the community and other stakeholders engage with the bushfire risk management planning process and as a result are better informed about bushfire risk and understand their responsibilities to address bushfire risk on their own land.

2.2 Roles and Responsibilities

The City is responsible for the development, implementation and review of the Communication Strategy. Key stakeholders support local government by participating in the development and implementation of the Communications Strategy as appropriate. An overview of communication roles and responsibilities follows:

- Communications and Marketing team, City of Cockburn, responsible for external communication with the local government area.
- Fire and Emergency Management team, City of Cockburn, responsible for operational-level communication between the City and DFES.



2.3 Key Stakeholders

The following table identifies key stakeholders in bushfire risk management planning process, its implementation and review. These are stakeholders that are identified as having a significant role or interest in the planning process or are likely to be significantly impacted by the outcomes.

Stakeholder	Role or interest	Level of Impact	Level of Engagement
Who is the stakeholder? Consider government agencies, interest groups and service providers.	What is their role or interest that makes them a stakeholder? Consider if they are an asset owner, landowner or manager, treatment manager or interested party.	Consider how the implementation of the BRMP will impact each stakeholder and then assign them a rating of High, Medium or Low.	What level of engagement is necessary for the stakeholder? Inform, consult, involve, collaborate or empower?
Bushland Friends of Groups (including Roe 8 Rehabilitation)	Interested Party	Medium	Consult
Community Residents Groups	Interested Party	Medium	Consult
City	Asset/Landowner and Treatment Manager	High	Consult
City Bushfire Advisory Reference Group (includes local Bush Fire Brigades)	Interested Party	High	Consult
City Local Emergency Management Committee	Interested Party	Medium	Inform
DFES (BRM Branch, OBRM)	Treatment Manager and Bushfire Risk management Program Coordinator	High	Collaborate
DBCA (including Regional Park Community Advisory Committees)	Asset/Landowner and Treatment Manager	Medium	Consult



Department of Education/other private schools	Asset/Landowner and Treatment Manager	Low	Consult
DPLH	Asset/Landowner	Low	Consult
Land Leases on City reserves and properties	Interested party	Medium	Consult
Main Roads	Asset/Landowner and Treatment Manager	Low	Consult
Private landowners	Asset/Landowner and Treatment Manager	High	Consult
Water Corporation	Asset/Landowner and Treatment Manager	Low	Consult
Western Power	Asset/Landowner and Treatment Manager	Low	Consult
Other Local Governments	Interested Party	Low	Inform

3. Communications Log

The City will maintain a communications log that captures the communications with key internal and external stakeholders that occurred during the development of the BRMP, associated Treatment Schedule, implementation and review of the BRMP. The Log will be a record of any significant conversations, community engagement events, emails, meetings, presentations, workshops and other communication initiatives. The Communications Log will be provided to City BFARG and LEMC each year as part of the reporting on the progress of the BRMP, and to OBRM as requested.

Appendix 2 – Local Government Wide Controls Table

Local government-wide controls are activities already being undertaken by the City, State agencies and other stakeholders that reduce the overall bushfire risk. The table below also lists controls that are desirable or should be implemented in the future.

Control		Action or activity description	Lead agency	Other stakeholder(s)	Notes and comments
Ref No	What is the control in place?	What is the name of the specific action or activity?	Who is the agency responsible for implementation of the control?	Are there any other key stakeholders who contribute to the success of the control?	Provide a brief description of the action or activity, its contribution to bushfire risk management in the local government, target areas, key timeframes and any work being undertaken to improve the control.
1	Enforcement of the <i>Bush Fires Act 1954</i>	City Fire Control Order (Section 33)	City	Landowners	The City's Fire Control Order is distributed annually with the City's Rates Notices and the City undertakes a proactive inspections program of properties to ensure compliance with the Fire Control Order.
2		Declaration of Total Fire Bans	DFES	City	A Total Fire Ban (TFB) is declared because of extreme fire weather conditions or when current operational commitments have reduced state-wide resources/capabilities. A TFB is declared by DFES following consultation with the LG.
3		Declaration of Harvest Vehicle Movement Bans	City, Chief Bushfire Control Officer	DFES, Fire Control Officers	Bans imposed when the CBFCO and FCOs are of the opinion that the use of engines, vehicles, plant or machinery is likely to cause/contribute to the spread of a bushfire.



4		Restricted and prohibited burning times and issuing of permits to set fire to the bush	City	Chief Bushfire Control Officer, Fire Control Officers, DFES	Regulate burning requirements in the City during the restricted and prohibited burning times.
5		Distribution and capability of local fire and emergency services, including Cockburn Career Fire and Rescue Service (DFES), South Coogee and Jandakot Volunteer Bush Fire Brigades (City).	DFES/City	Chief Bushfire Control Officer, DBCA	Ensure local emergency services are appropriately capable and equipped to respond effectively to bushfires within the City.
6	State Planning Policy 3.7 – Planning in Bushfire Prone Areas	Enforcement of SPP 3.7 in declared bushfire prone areas	City	DFES, DPLH	Implement the Guidelines for Planning in Bushfire Prone Areas to ensure bushfire risk is addressed when planning, designing or assessing a planning proposal within a designated bushfire prone area. Bushfire prone areas mapping can be viewed here: https://www.dfes.wa.gov.au/hazard-information/bushfire/bushfire-prone-areas#map-of-bpa
7	Local Emergency Management Arrangements	Local emergency management plan is maintained.	Local Emergency Management Committee membership, hazard management agencies, and support organisations.	-	Local plan including Local Recovery Plan, resource register and is regularly reviewed, exercised, and updated.

8	Bushfire Advisory Reference Group	Strategic oversight of bushfire risk management within the City.	Membership, includes local bushfire brigades	-	Advise and advocate on effective bushfire risk management.
9	Local Community Education Campaigns	Implement local emergency and bushfire education and preparedness campaigns.	City	DFES	Public education campaigns and the use of PWS and DFES state-wide programs, tailored to suit local needs to ensure the community is actively undertaking bushfire risk management activities and prepared should a bushfire occur in their local area. Examples of community education include; <ul style="list-style-type: none"> • Maintaining Australian Fire Danger Rating Signs • Providing resources and advice to the community • Providing community events/workshops on bushfire safety and readiness
10	State-wide Education Campaigns	Implement State-wide emergency and bushfire education and preparedness campaigns.	DFES, WA Police	City, DBCA	State-wide messaging and information to raise community awareness and resilience, including arson prevention programs developed by WA Police and DFES.
11	South Metro Bushfire Risk Management Working Group	Coordinate and advise on local bushfire risk management.	DFES	Membership, including Local Governments, public utilities and State agencies	Advise and advocate on effective bushfire risk management. The Group is a formal avenue for the City to advocate with public utilities and State agencies about priority risks.

12	Annual weed and maintenance works in City managed road and bushland reserves	Implement an annual program of works to maintain road and bushland reserves to an acceptable level of risk.	City	Private landowners	The City's Environment, Parks and Streetscapes coordinate regular works to be completed throughout the City, including verge mowing, weed control, and maintaining existing firebreaks and asset protection zones.
13	Residential Bulk Garden Organics Verge Collections	Provide bulk garden organics verge collection service to residential landowners.	City	Private residential landowners	The City's Waste Services provide bulk garden organic services to the community and assists in removing dead vegetation and assisting the community in maintaining their properties.
14	Illegal access to conservation areas	Implement measures to limit unauthorised access to conservation reserves in accordance with the Natural Area Management Strategy.	City	DBCA	Preventing access to vegetated areas reduces the spread of weeds and the likelihood of arson.
15	Weed control for Cockburn residents living in the rural, rural living and resource zones	Landowner Biodiversity Conservations Grant	City	Private landowners	The City's Sustainability and Environment Team coordinate a grant program for residents to apply for up to \$3,000 per property to conserve and enhance the natural bushland, including weed control services.

Desirable/proposed Local Government wide controls

The following is a list of proposed local government wide controls to adopt during the life of the BRMP that were identified through the development and consultation of the BRMP.

Control	Action or activity description	Lead agency	Other stakeholder(s)	Estimated cost	Notes and comments	
1	Bushfire Risk Management Officer	Dedicated Bushfire Risk Management position in the City to implement Bushfire Risk Management Plan	City	Landowners (private, State agencies and others)	\$100,000 per annum	<p>The City to employ a dedicated resource to oversee the coordination of bushfire risk management, including regular review of Asset Risk Register and Treatment Schedule maintained in BRMS, report on progress of BRMP, and oversee the implementation of asset-specific treatments, such as tailored community education programs and working with all land owners and managers to refine and implement the Treatment Schedule.</p> <p>The position is estimated to result in a net increase in expenditure by \$40,000, as the City currently outsources part of this work to a consultant for \$60,000. Due to the volume of work required by this position, the current consultancy arrangement is only used for significant mitigation programs and periodically.</p>
2	Capture FDR data to inform future controls	Report on Fire Danger Rating Days over the life of the BRMP under the new Australian Fire	Bureau of Meteorology	City	n/a	Feedback received during the consultation of the BRMP expressed that the City should report on any trends on Fire Danger Rating day, particularly any increases. As the new

		Danger Rating System (AFDRS).				AFDRS was adopted from September 2022, there is limited contemporary data to inform any further controls required.
3	Local bushfire risk management funding for private properties	Investigate the feasibility of a coordinated or co-funded program for bushfire risk management activities on private properties	City/DFES (ESL 1 areas)	Private landowners	Business as usual	The City to investigate implementing a program to support private landowners to implement bushfire risk management strategies on their properties, including but not limited to, maintaining water supply (including a power supply) for firefighting purposes and private property burning subsidy. This will be achieved by liaising with local Bushfire Brigades and reviewing State and National reviews into significant bushfires. Feedback received during consultation on the BRMP, noted that the City could co-fund the supply of resources.
4	Fire and smoke detection technology	Investigate the market for fire and smoke detection technology to enhance local firefighting capabilities and opportunities to invest in technology to increase bushfire resilience.	City	-	Indicative costs if deemed feasible to implement = \$120,000 over two years	The City to investigate emerging technologies for early fire and smoke detection to enhance firefighting capabilities and opportunities to partner with education institutions for learning and knowledge development.

Contact Us

City of Cockburn

9 Coleville Crescent, Spearwood WA 6193
PO Box 1215, Bibra Lake DC Western Australia 6965
Telephone: 08 9411 3444 Fax: 08 9411 3333
Email: customer@cockburn.wa.gov.au
www.cockburn.gov.wa.au



15.1.3 (2024/MINUTE NO 0088) Review of the Sponsorship and Naming Rights on City Controlled Land and/or Buildings Policy

Executive	A/Chief of Community Services
Author	Club Development Officer
Attachments	<ol style="list-style-type: none"> 1. Proposed Amendments - Sponsorship and Naming Rights on City Controlled Land & Buildings Policy v2 ↓ 2. NEW Sponsorship and Naming Rights on City Controlled Land & Buildings Policy ↓

Officer Recommendation/Committee Recommendation/Council Decision

MOVED Cr T Widenbar SECONDED Cr T Dewan

That Council:

- (1) ENDORSES the proposed amendments to the Sponsorship and Naming Rights on City Controlled Land and/or Buildings Policy as presented in Attachment 1.

CARRIED 10/0

Background

Cr Corke submitted the following Notice of Motion on 16 November 2022:

That Council requests a report that investigates options for:

1. Controlling or restricting advertising of fossil fuels on any City of Cockburn owned or managed property. This should include consideration of any implications this may have for sporting and community organisations who currently use Council managed property or sporting venues.
2. Restricting the acceptance of sponsorships from companies or organisations whose main business is the extraction or sale of coal, oil, or gas.

At the 8 December 2022 Ordinary Council Meeting, the Council decision was that Council:

1. INCORPORATES the Notice of Motion into the review of the Sponsorship and Naming Rights on City Controlled Land and/or Buildings Policy, which is scheduled for March 2023.

The policy was then reviewed in conjunction with City Officers engaging with stakeholders and investigating the impact a decision to restrict fossil fuel advertising might have on existing users. The report was presented to the Ordinary Council Meeting on 9 November 2023.

At this meeting, the decision was that Council:

1. REJECTS the amendments to the Sponsorship and Naming Rights on City Controlled Land and/or Buildings Policy; and



2. REQUESTS that the Policy is brought back to the Governance Committee with the removal of references of fossil fuel companies.

Reason

There has been quite a few changes to the Policy and I think there is some streamlining of the governance of the Policy which I think is worth consideration and to simply remove reference to fossil fuels is going to be a tricky one, so if we maintain current policy for now, bring the Policy back with the removal of fossil fuels, then we can have a clear picture.

Accordingly, the policy review has removed references to fossil fuels so that other policy amendments can be evaluated independently.

Submission

N/A

Report

The Sponsorship and Naming Rights on City Controlled Land and/or Buildings Policy was developed in response to several enquiries from sporting and community groups.

These groups are under increasing pressure to increase or replace infrastructure and equipment, while being careful not to overburden participants with higher costs which might limit participation.

Acquiring funds from sources other than membership fees, such as sponsorship, is one means of addressing the financial impact on these organisations.

The policy was initially developed to provide the City's community and sporting groups with parameters to deal with requests for sponsorship signage and naming rights on City controlled land and/or buildings.

In reviewing the policy, amendments made centre primarily on:

- Simplifying the document for better readability,
- Condensing duplicate clauses, and
- Removing references to superseded documents.

The proposed amendments seek to:

- (1) provide clearer direction to sporting and community organisations seeking to enter into sponsorship agreements that may include City-controlled land and/or buildings, and
- (2) simplify the administration of the Sponsorship and Naming Rights on City Controlled Land and/or Buildings Policy by reducing the need for clubs to seek City approval in every instance.



The Policy now sets out the minimum standards that clubs must adhere to when wishing to display signage promoting their sponsors.

The minimum standards are outlined as a set of General Provisions, with further specifications for temporary signage, permanent signage, Naming Rights Sponsorships, and the occasions when City approval is required.

It is important to note that the policy in no way dictates or restricts which entities clubs can seek or accept sponsorship from. The policy's only function is to regulate the signage that can be installed on City controlled land and/or buildings.

Strategic Plans/Policy Implications

Community, Lifestyle and Security

A vibrant healthy, safe, inclusive, and connected community.

- Accessible and inclusive community, recreation and cultural services and facilities that enrich our community.

Listening & Leading

A community focused, sustainable, accountable, and progressive organisation.

- Best practice Governance, partnerships and value for money.

Budget/Financial Implications

N/A

Legal Implications

N/A

Community Consultation

N/A

Risk Management Implications

No risks were identified during the review of the policy.

Advice to Proponent(s)/Submitters

N/A

Implications of Section 3.18(3) *Local Government Act 1995*

Nil



Title

Sponsorship and Naming Rights on City Controlled Land and/or Buildings



Policy Type

Council

Policy Purpose

Sporting and community groups are under increasing pressure to increase or replace infrastructure and equipment, while being careful not to overburden members with higher costs which may limit participation. As a result, best practice groups are able to diversify their income sources, which may include sponsorship, to remain affordable and sustainable.

The purpose of this policy is to provide direction to groups who are seeking to enter into sponsorship agreements that may include City-controlled land and/or buildings.

Policy Statement

(1) General Provisions

1. Where sporting and community groups are seeking to incorporate City recreational controlled land and/or buildings into sponsorship agreements using signage, they must ensure the following conditions are met:
 - (a) The agreement aligns with relevant land use and land planning legislation.
 - (b) All relevant statutory approvals and/or permits are obtained.
 - (c) Repair to, or maintenance or replacement of signage is addressed within the agreement provisions between the group and the sponsoring organisation.
 - (d) An appropriate proportion of revenue generated is allocated toward developing new or maintaining infrastructure or equipment for sporting and community purposes.
 - (e) The agreement complies with any agreement already in place with the City including, but not limited to, Lease, User Management (Licence) Agreement, Seasonal Usage Agreement, or Facility User Agreement.
 - (f) Any agreement should align to the City of Cockburn's [values](#).
2. All signage must comply with the City's [Local Planning Policy 3.7 – Signs and Advertising](#).
3. Sponsorship signage must be considered in conjunction with preserving the amenity of the City's (public) controlled land area and buildings.
4. The City bears no responsibility for maintenance, repairs, or rectifying damage of signage installed on City controlled land and/or buildings at any time.

[1]

Title

Sponsorship and Naming Rights on City Controlled Land and/or Buildings



5. The City reserves the right to require removal of any previously approved signage at any time.
6. Sponsorship signage that advertises the following organisation types will not be permitted on City controlled land and/or buildings:
 - (a) Tobacco companies
 - (b) Alcohol companies
 - (c) Gambling companies - except for Lotterywest
 - ~~(d) Fossil fuel companies^a - except for existing agreements predating 9 November 2023~~
 - ~~(e)~~(d) Political parties
 - ~~(f)~~(e) Religious groups
 - ~~(g)~~(f) Organisations that do not align with the City's objectives or conflict with any relevant legislation and/or City policies, plans or strategies.
 - ~~(h)~~(g) Organisations that are in any legal dispute with the City

~~^aFossil fuel companies are defined as those involved with the extraction and/or sale of coal, oil, or gas.~~

7. Sponsorship signage can be classified into two categories for the purposes of this policy:
 - (a) Temporary sponsorship signage: typically placed on a reserve adjacent to a playing field or building for the duration of a particular game, activity, or event only.
 - (b) Permanent sponsorship signage: signs affixed securely to either a building or perimeter fence or like feature and which remain in place on a permanent or semi-permanent basis, such as sporting club seasonal hire.

(2) Temporary Sponsorship Signage

1. Unless otherwise specified in a lease or other licence/user agreement with the City, temporary sponsorship signage does not require approval from the City if, in addition to the General Provisions, it meets the following criteria:
 - (a) Displays the name of the sporting or community group or event in a prominent manner and is readily removable.
 - (b) Is displayed for the duration of the particular game, activity, or event involving the sponsored organisation and is removed thereafter.
 - (c) Is not constructed or located in a manner to constitute a hazard or cause an obstruction to other facility users or the public.
 - (d) Is contained within the facility being used by the sponsored organisation and not is not placed or affixed in a public street or thoroughfare.

Title

Sponsorship and Naming Rights on City Controlled Land and/or Buildings



(3) Permanent Sponsorship Signage

1. Must comply with General Provisions.
2. Formal consent of the City as Lessor/Licensor/Landowner must be obtained for proposed permanent sponsorship signage. Where the signage is not located within an existing lease or licence area, then a variation to any existing lease or licence may be required to incorporate the site on which the signage is located, together with any related statutory approvals (such as approval from the Minister of Lands where applicable).
3. Planning approval and/or a building permit must be obtained, unless confirmed by the City to be exempt from such requirements.
4. Should a sign be permanently attached inside a building, approvals will need to be obtained by the relevant business unit of the City.
5. Signage must be contained within the facility (internally facing to the activities) being used by the sponsored organisation and should not in any case be visible from a public street.
6. Support for the signage must be given by other regular user groups
7. All fixed signs should be removed at the expiration of the sponsorship agreement and walls/posts be made good.
8. All permanent signage is to be adequately maintained to the satisfaction of the City by the organisation who sought approval for the signage.
9. The club or group is responsible for the installation, maintenance, replacement, and any other items deemed necessary by City Officers as outlined in the written approvals provided by the City.
10. The club or group must maintain, and provide evidence of, adequate Public Liability Insurance.

(4) Naming Rights Sponsorships

1. Must comply with General Provisions.
2. Any sponsorship agreement that includes naming rights of a land area or building must have a formal agreement developed and the agreement is to be approved by the City under the City's *Execution of Documents* policy.
3. The official public name or title of the land area or building will not change.
4. The City is not supportive of any land area or building being named after a person(s)

[3]

Title

Sponsorship and Naming Rights on City Controlled Land and/or Buildings



5. The sponsorship agreement may only be used as an alternate name of the land area or building for the purposes of the organisation and events or competition they may be involved in and/or coordinate. Public representations that the alternate name is the official designation, such as through online mapping services, is not permitted.
6. The organisation negotiating the sponsorship proposal for naming rights of a land area or building must be able to demonstrate how revenue generated is allocated toward maintaining infrastructure or equipment for sporting and community purposes.

Strategic Link:	Community Sport and Recreation Facilities Plan 2018-2033
Category	Sport and Recreation
Lead Business Unit:	Recreation Infrastructure and Services
Public Consultation: (Yes or No)	No
Adoption Date: (Governance Purpose Only)	11 March 2021
Next Review Due: (Governance Purpose Only)	March 2023
ECM Doc Set ID: (Governance Purpose Only)	

Title	Sponsorship and Naming Rights on City Controlled Land and/or Buildings
-------	--



Policy Type

Council

Policy Purpose

The purpose of this policy is to:

- (1) Provide City officers with parameters to dealing with naming rights and signage requests for City sporting facilities as part of sponsorship arrangements negotiated by sporting and community organisations.
- (2) Provide direction to sporting and community organisations on the parameters of negotiating sponsorship packages that include City controlled recreation land area and buildings.
- (3) Provide guidance to sporting and community organisations regarding sponsorship signage on City recreation controlled land area and buildings.

Policy Statement

- (1) General
 1. Sporting and community groups are under increasing pressure to limit costs on participants and as a result are required to generate income from other sources including sponsorship to remain affordable and sustainable.
 2. Where sporting and community groups are seeking to incorporate City recreational controlled land and/or buildings into sponsorship packages, they are required to consult with City Officers and seek approval to ensure:
 - (a) Their proposal aligns with relevant land use and land planning legislation.
 - (b) Relevant statutory approvals and/or permits are obtained.
 - (c) Consent of the City as Lessor/Licensor/Landowner is obtained to the proposed sponsorship package.
 - (d) Repair, maintenance and replacement to signage within agreements is addressed in agreement provisions.
 - (e) An appropriate proportion of revenue generated is allocated toward developing new or maintaining infrastructure for sporting and community purposes. The exact amount to be allocated is to be determined through the approval process.
 - (f) Their proposal complies with any agreement already in place including but not limited to Lease, User Management (Licence) Agreement and Seasonal Usage Agreement.

[1]

Title	Sponsorship and Naming Rights on City Controlled Land and/or Buildings
-------	--



- (g) Any proposal should align to the City of Cockburn's values and the City's *Incoming Sponsorship Policy*.

(2) Naming Rights Sponsorships

1. Any sponsorship package that includes naming rights of a land area or building must have a formal agreement developed and the agreement is to be approved by the City.
2. The official public name or title of the land area or building will not change.
3. The sponsorship agreement may use an alternate name of the land area or building for the purposes of the organisation and events or competition they may be involved in and/or coordinate only.
4. The organisation negotiating the sponsorship proposal for naming rights of a land area or building must be able to demonstrate how revenue generated is allocated toward maintaining infrastructure or equipment for sporting and community purposes.
5. A formal agreement must include the details of any signage and will need to adhere to this policy and *Local Planning Policy 3.7 – Signs and Advertising*.
6. The City is not supportive of any land area or building being named after a person(s)
7. Sponsorship naming rights arrangements from the following organisations will not be accepted:
 - (a) Tobacco companies
 - (b) Alcohol companies
 - (c) Gambling companies – with the exception of Lotterywest
 - (d) Political parties
 - (e) Religious groups
 - (f) Organisations that do not align with the [City's values](#) or objectives nor conflict with any relevant legislation and or City policies, plans or strategies.
 - (g) Organisations that are in any legal dispute with the City

(3) Sponsorship Signage

1. Sponsorship signage needs to be considered in conjunction with preserving the amenity of the City's (public) controlled land area and building.
2. Proposals for sponsorship signage that include the following organisations will not be accepted:
 - (a) Tobacco companies

[2]

Title	Sponsorship and Naming Rights on City Controlled Land and/or Buildings
-------	--



- (b) Alcohol companies
 - (c) Gambling companies - with the exception of Lotterywest
 - (d) Political parties
 - (e) Religious groups
 - (f) Organisations that do not align with the City's objectives nor conflict with any relevant legislation and or City policies, plans or strategies.
 - (g) Organisations that are in any legal dispute with the City
3. Sponsorship signage can be classified into two categories:
- 1. Temporary Sponsorship Signage: typically placed on a reserve adjacent to a playing field or building for the duration of a particular game, activity or event.
 - 2. Permanent Sponsorship Signage: signs affixed securely to either a building or perimeter fence or like feature and which remain in place on a semi-permanent basis.
4. Unless otherwise specified in a lease or licence agreement with the City, Temporary Sponsorship Signage does not require approval from the City if it meets the following criteria:
- 1. Displays the name of the sponsored organisation or event in a prominent manner.
 - 2. Is displayed for the duration of the particular game, activity or event involving the sponsored organisation and is removed thereafter.
 - 3. Is made of steel, timber or plastic or supports, and is readily removable.
 - 4. Is not constructed or located in a manner so as to constitute a hazard or cause an obstruction to other facility users or the general public.
 - 5. Is contained within the facility being used by the sponsored organisation and not is not placed or affixed in a public street or thoroughfare.
 - 6. Meets the requirements of *Local Planning Policy 3.7 – Signs and Advertising*.
5. To provide general direction, Permanent Sponsorship Signage will be required to meet the following criteria:
- 1. Planning approval and/or building permit to be obtained, unless confirmed by the City to be exempt from such requirements.
 - 2. Formal consent of the City as Lessor/Licensor/Landowner be obtained to the proposed Permanent Sponsorship Signage. Where the Signage is not located within an existing lease or licence area, then a variation to any

[3]

Title	Sponsorship and Naming Rights on City Controlled Land and/or Buildings
-------	--



existing lease or licence may be required to incorporate the site on which the signage is located, together with any related statutory approvals (such as approval from the Minister of Lands where applicable).

3. Meet the requirements of *Local Planning Policy 3.7 – Signs and Advertising*.
4. Should a sign be located inside a building, approvals will need to be obtained by the relevant business unit of the City.
5. Be contained within the facility (internally facing to the activities) being used by the sponsored organisation and should not in any case be visible from a public street.
6. Support for the signage is given by other regular user groups
7. All fixed signs should be removed at the expiration of the sponsorship agreement and walls/posts be made good.
8. All permanent signage is to be adequately maintained by the organisation who sought approval to the satisfaction of the City.
9. The City reserves the right to require removal of any approved signage at any time.
10. The Club is responsible for the installation, maintenance, replacement and any other items deemed necessary by City Officers as outlined in the written approvals provided by the City.

Strategic Link:	Community Sport and Recreation Facilities Plan 2018-2033
Category	Sport and Recreation
Lead Business Unit:	Recreation and Community Safety
Public Consultation: (Yes or No)	No
Adoption Date: (Governance Purpose Only)	11 March 2021
Next Review Due: (Governance Purpose Only)	March 2023
ECM Doc Set ID: (Governance Purpose Only)	

15.1.4 (2024/MINUTE NO 0089) Committees of Council

Executive	Chief Executive Officer
Author	Manager Legal and Compliance
Attachments	N/A

Officer Recommendation/Committee Recommendation/Council Decision

MOVED Cr T Widenbar SECONDED Cr T Dewan

That Council:

- (1) DEFERS review of the Committees of Council until completion of the Governance Improvement Plan.

CARRIED 10/0

Background

The City commenced a simple review of the Committee structure to address some limitations and inefficiencies with the current structure in May 2023, after which Council indicated an appetite to complete a more thorough review.

On 22 June 2023 Council participated in a workshop review of the matters which are referred to Council through Committee.

Currently there are four committees of Council, the Governance Committee (GovCo), the Organisational Performance Committee (OpCo), the Expenditure Review Committee (ERC) and the Audit Risk and Compliance Committee (ARC).

Each Committee has an annual calendar, which while not prescriptive, is an indicator of which items are to be referred to a Committee, and when.

The Council were seeking to review both the City's Committee Structure, as well as Council meetings and related processes such as Agenda Briefings.

It was recommended the review process conclude with the involvement of the City's new Chief Executive Officer (CEO), Daniel Simms, who commenced on 2 October 2023.

Submission

N/A

Report

Mr Simms, commenced in October 2023 and with Council endorsement, the City has engaged, Learning Horizons, to support the CEO in undertaking an organisational review using the Australian Business Excellence Framework (ABEF) and a review of the organisation's governance performance with Roksteady GRC.

The ABEF is an integrated leadership and management system used to assess and improve aspects of an organisation, including leadership, strategy and planning,

people, information and knowledge, safety, service delivery, product quality and bottom-line results.

The purpose of the ABEF is to create an environment for aligned continuous improvement at all levels of the organisation, a leadership focus on sustainable performance and the organisation's improved capability to deliver outcomes.

A report on the outcomes was presented to Council at a Special Council Meeting on 21 March 2024.

The Roksteady GRC Survey to measure the organisation's Governance performance has been completed and the City is awaiting a draft report.

The outcome will be a report enabling the City to highlight and build on its strengths, identify gaps and areas for development or improvement via a simple Governance Improvement Plan.

In the current environment of review the CEO continues to work closely with Council to deliver their strategic outcomes, including an in-depth review of the Long Term Financial Plan, a program of workshops on Strategic Priority Setting and Budget refinement and Risk Awareness

At this early stage of organisational change and improvement, it is recommended that the review of the Committees of Council be deferred and instead be considered as part of the Governance Improvement Plan.

The benefit of this approach is that it will provide Council with an opportunity to consider a variety of governance aspects including strategy, policy, information and reporting and different methods of Council involvement in decision making.

Strategic Plans/Policy Implications

Listening and Leading

A community focused, sustainable, accountable, and progressive organisation.

- Best practice Governance, partnerships and value for money.

Budget/Financial Implications

There are no budget implications in the current financial year.

An allocation in the 2024/25 Operating Budget under Office of the CEO is proposed to support a review of Council Committees as part of the Governance Improvement Plan.

Legal Implications

There are no legal implications from the recommendations in this report.

Community Consultation

N/A



Risk Management Implications

No compliance risk with current committee status. Rare probability and insignificant consequence to brand reputation risk.

Advice to Proponent(s)/Submitters

N/A

Implications of Section 3.18(3) *Local Government Act 1995*

Nil



15.1.5 (2024/MINUTE NO 0090) Council Meeting Policy Review

Executive	Chief Executive Officer
Author	Manager Legal and Compliance
Attachments	1. Council Meetings Procedures Policy ↓

Officer Recommendation/Committee Recommendation/Council Decision

MOVED Cr T Widenbar SECONDED Cr T Dewan

That Council:

- (1) DEFER the review of the Council Meeting Procedures Policy until after the Department of Local Government, Sport and Cultural Industries has released the Standardised Meeting Procedures.

CARRIED 10/0

Background

At the 14 September 2023 Ordinary Council Meeting, Council made the following recommendation:

That Council:

- (1) REVIEWS the Council Meetings policy within six (6) months of the commencement of the new Chief Executive Officer.

Submission

N/A

Report

Council resolved to review the Council Meetings Procedure Policy (the Policy) within six (6) months of the commencement of the new Chief Executive Officer (CEO).

This Policy has been the subject of review at the following:

- 10 November 2022
- 14 December 2023

The State Government is implementing a number of reforms to the *Local Government Act 1995* (the Act) to improve transparency and accountability in local government in Western Australia and deliver benefits to ratepayers and residents.

Standardising council and committee procedures is part of these reforms.

Establishing a consistent approach to all local government council and committee meetings will make it easier and simpler for people to participate in and observe council meetings, wherever they are held.

Establishing one standard is expected to simplify and improve training for council members and local government staff.



Currently, it is usual practice for local governments to have local laws and policies in place to govern the conduct of council meetings. However, this approach means that there can be variation in how members of the public can engage with council meetings.

As part of the ongoing *Local Government Act 1995* reforms, the Department of Local Government, Sport and Cultural Industries has released a consultation paper regarding Standardised Meeting Procedures.

The paper broadly sets out the proposed standardised procedures, and requests feedback from the sector.

Standardised meeting procedures consultation is now open, and an additional report is presented at this Governance Committee (GovCo) meeting to make a recommendation to Council.

The proposed state-wide regulations would replace individual council procedures, standing orders and local laws, and are part of the first tranche of local government reforms which were passed by WA Parliament in May 2023.

The consultation closes on Wednesday 29 May 2024.

It is recommended this policy review be deferred until after the Standardised Meeting Procedures are released by the Department of Local Government, Sport and Cultural Industries.

Strategic Plans/Policy Implications

Listening and Leading

A community focused, sustainable, accountable, and progressive organisation.

- Best practice Governance, partnerships and value for money.

Budget/Financial Implications

There are no budget implications from the recommendation in this report.

Legal Implications

There are no legal implications from the recommendations in this report.

Community Consultation

N/A

Risk Management Implications

There are no risk management implications for the recommendation in this report.

The Council Meetings Procedures Policy has been reviewed twice in the last two years, and is not due for a review, however it is recognised there are opportunities to consider the objective and purpose of this policy, and it is recommended Council participate in a workshop to review this policy.



Advice to Proponent(s)/Submitters

N/A

Implications of Section 3.18(3) *Local Government Act 1995*

Nil



Title	Council Meetings Procedures
-------	-----------------------------

**Policy Type**

Council

Policy Purpose

This policy is to provide direction for Councillors and employees for Council and Committee Meetings.

Policy Statement

This policy applies to Council and Committee Meetings.

All Committee Meetings will be held in accordance with the adopted Terms of Reference of the particular Committee, or as otherwise determined by Council resolution.

(1) Meeting Times

- 1.1 Ordinary Council Meetings will be conducted on the second Tuesday of each month at 7.00pm in the Council Chamber and are open to the public.
- 1.2 The Council meeting will consider matters as listed on the Council Agenda paper.
- 1.3 An Ordinary Council Meeting is not conducted during January of each year and any required business will be conducted as a Special Council Meeting during this specific period.
- 1.4 Any further variation to the date, place and/or time of Council Meetings will be subject to the resolution of Council.

(2) Seating Arrangements

The seating arrangements in the Council Chamber will be allocated on the following basis:

- 2.1 The Mayor will be seated at the head of the table, facing the public gallery.
- 2.2 The CEO be seated at the head of the table, immediately to the left of the Mayor.
- 2.3 The elected Deputy Mayor be seated immediately to the right of the Mayor.
- 2.4 The Mayor will allocate the seating for remaining Councillors (with Ward members grouped together, wherever possible) in the Council Chamber.

[1]

Title	Council Meetings Procedures
-------	-----------------------------



(3) Reports

It is critical that reports prepared by staff for Council contain adequate information on which the Council can make an informed decision.

3.1 Principles

Reports prepared by officers for the Council's consideration are to:

- 3.1.1 be according to law;
- 3.1.2 take account of any State or Council Policy;
- 3.1.3 have regard for the Council's Strategic Community Plan;
- 3.1.4 be balanced and objective;
- 3.1.5 be technically correct;
- 3.1.6 be properly researched using relevant information and data;
- 3.1.7 ensure procedural fairness;
- 3.1.8 include options, consequences and associated impacts where appropriate; and
- 3.1.9 include expert opinion or advice where necessary.

3.2 Recommendations

Recommendations prepared by officers for the Council's consideration are to:

- 3.2.1 be clear and unambiguous;
- 3.2.2 be implementable;
- 3.2.3 be professional and ethical;
- 3.3.4 not expose the Council to unreasonable risk or liability;
- 3.3.5 have regard for the interests of the applicant/submitter as well as the wider community; and
- 3.3.6 include the administrative actions to enable implementation of the Council's decision

(4) Alternate motions by Elected Members to recommendations

- 4.1 Any proposed amendments to officer recommendations contained in the Council Agenda Paper are to be made personally by the Elected Member either with or without input from the relevant staff member.
- 4.2 Alternate motions may be forwarded to the Minute Clerk following the distribution of the Agenda Paper to Elected Members, no earlier than 9am on the day following release of the Agenda Papers, and by no later than 10am on the day of the Council Meeting. A copy of the proposed motion will be circulated to all other Elected Members.
- 4.3 Elected Members proposing motions of a similar nature on the same item(s) are encouraged to consult with each other in order to reduce the number of motions on any item, and can agree to withdraw any motion, or part thereof, or to agree to provide an alternative of similar meaning and/or wording.

[2]

Title	Council Meetings Procedures
-------	-----------------------------



- 4.4 Officer comments may be attached to alternate motions to identify financial or legal implications of the motions. Officer comments are not to enter into debate on the motion and are to be kept appropriately brief.
- 4.5 An alternate motion received will be included in the Agenda Run Sheet in the order in which received.
- 4.6 At the relevant point of the Council Meeting, the Presiding Member shall invite the Elected Member proposing the alternate motion(s) to move the alternate motion accordingly. In the case where more than one proposal has been received, the Presiding Member shall call for the motion to be put in order of their receipt and thereafter dealt with in accordance with Council's Standing Orders.

(5) Voting at Council and Standing Committees

- 5.1 Once the votes have been cast, the Presiding Member shall ensure that the names of all elected members voting for and against a motion are recorded in the Minutes of the Meeting, unless there is a unanimous decision on a motion, which shall be recorded in the Minutes as such.

Strategic Link:	Corporate Governance Charter
Category	Elected Members
Lead Business Unit:	Legal and Compliance
Public Consultation: (Yes or No)	No
Adoption Date: (Governance Purpose Only)	14 December 2023
Next Review Due: (Governance Purpose Only)	December 2025
ECM Doc Set ID: (Governance Purpose Only)	4133909

15.1.6 **(2024/MINUTE NO 0091) Standardised Meeting Procedures - Consultation Paper**

Executive	Chief Executive Officer
Author	Manager Legal and Compliance
Attachments	1. Standardised Meeting Procedures - Consultation Paper ↓ 2. Standardised Meeting Procedures Consultation Administration Response ↓

Officer Recommendation/Committee Recommendation/Council Decision
MOVED Cr T Widenbar SECONDED Cr T Dewan
That Council:

(1) ENDORSES the City of Cockburn response to the Standardised Meeting Procedures – Consultation Paper; and

(2) AUTHORISES the Chief Executive Officer to submit the response on behalf of the Council.

CARRIED 10/0

Background

The State Government is implementing a number of reforms to the *Local Government Act 1995* (the Act) to improve transparency and accountability in local government in Western Australia and deliver benefits to ratepayers and residents.

Standardising council and committee procedures is part of these reforms.

Establishing a consistent approach to all local government council and committee meetings will make it easier and simpler for people to participate in and observe council meetings, wherever they are held.

Establishing one standard is expected to simplify and improve training for council members and local government staff.

It can also strengthen the enforcement of breaches of meeting procedures (for instance, if a person repeatedly and unreasonably disrupts a meeting).

Currently, it is usual practice for local governments to have local laws and policies in place to govern the conduct of council meetings. However, this approach means that there can be variation in how members of the public can engage with council meetings.

Submission

N/A

Report

As part of the ongoing *Local Government Act 1995* reforms, the Department of Local Government, Sport and Cultural Industries has released a consultation paper regarding Standardised Meeting Procedures (refer Attachment 1).

The paper broadly sets out the proposed standardised procedures, and requests feedback from the sector.

Standardised meeting procedures consultation is now open and the paper is presented to the Governance Committee (GovCo) to make a recommendation to Council.

The proposed state-wide regulations would replace individual council procedures, standing orders and local laws, and are part of the first tranche of local government reforms which were passed by WA Parliament in May 2023.

The Department of Local Government, Sport and Cultural Industries (DLGSC) invites local governments, councillors and community members to have their say by:

- reading the consultation paper, and
- completing the online survey

The consultation closes on Wednesday 29 May 2024.

Elected Member responses will be gathered through a Microsoft Forms process and provided to Committee members in advance of the meeting to consider.

A high-level summary of the responses from the administration is attached (refer Attachment 2 – Standardised Meeting Procedures Consultation Administration Response).

The Council are not required to provide a response to every question.

Elected Members are able to make their own submissions, the recommendation presented in this report will be a response on behalf of the local government of the City of Cockburn. Officers will attend to the online submission of the response endorsed by Council.

Strategic Plans/Policy Implications

Listening & Leading

A community focused, sustainable, accountable and progressive organisation.

- Best practice Governance, partnerships and value for money.
- Employer of choice focusing on equity, innovation and technology.

Budget/Financial Implications

There are no financial implications from the recommendation in this report.



Legal Implications

There are no legal implications from the recommendations in this report.

Community Consultation

The Department of Local Government, Sport and Cultural Industries (DLGSC) is undertaking a consultation process and community members are able to submit their responses directly to the DLGSC by accessing the online feedback form on the DLGSC website: [Standardised Meeting Procedures \(dlgsc.wa.gov.au\)](https://dlgsc.wa.gov.au)

Risk Management Implications

If Council does not endorse a response, there will be no submission made on behalf of the City of Cockburn. This consultation presents an opportunity for feedback on a number of topics which will be considered in the development of the standardised meeting procedures.

Advice to Proponent(s)/Submitters

N/A

Implications of Section 3.18(3) *Local Government Act 1995*

Nil





Department of
**Local Government, Sport
and Cultural Industries**

Local Government Reform

Consultation Paper

Standardised Meeting Procedures

February 2024



Contents

Introduction.....	3
Consultation process.....	3
Part 1: General meeting process	4
1. Calling meetings	4
2. Agendas and order of business.....	4
3. Urgent business	5
4. Quorum.....	5
5. Adjourning a meeting	5
Part 2: Public participation	6
6. Public question time	6
7. Presentations at council	7
8. Petitions	8
Part 3: Conduct of debate	8
9. Orderly conduct of meetings	8
10. Motions and amendments	9
11. Debate on a motion.....	9
12. Questions by members	10
13. Procedural motions	10
14. Adverse reflection	11
Part 4: Other matters	11
15. Meeting minutes and confirmation	11
16. Electronic meetings and attendance	12
17. Council committees.....	12
18. Meetings of electors	13
19. Any other matters.....	13
Appendix: Example timeline for an ordinary council meeting	14

Privacy statement

Submissions will be treated as public documents unless explicitly requested otherwise.

If you do not consent to your submission being treated as a public document, you should mark it as confidential or specifically identify the confidential information, and include an explanation.

Even if your submission is treated as confidential, it may still be required to be disclosed in accordance with the requirements of the [Freedom of Information Act 1992](#) (WA) or any other applicable written law.

The Department of Local Government, Sport and Cultural Industries reserves the right to redact any content that could be regarded as racially vilifying, derogatory or defamatory to an individual or an organisation.

Introduction

The State Government is implementing a number of reforms to the [Local Government Act 1995](#) (the Act) to improve transparency and accountability in local government in Western Australia and deliver benefits to ratepayers and residents.

Standardising council and committee procedures is part of these reforms. Establishing a consistent approach to all local government council and committee meetings will make it easier and simpler for people to participate in and observe council meetings, wherever they are held.

Establishing one standard is expected to simplify and improve training for council members and local government staff. It can also strengthen the enforcement of breaches of meeting procedures (for instance, if a person repeatedly and unreasonably disrupts a meeting).

Currently, it is usual practice for local governments to have local laws and policies in place to govern the conduct of council meetings. However, this approach means that there can be variation in how members of the public can engage with council meetings.

The [Local Government Amendment Act 2023](#) inserts section 5.33A, to allow standardised meeting procedures for all local governments to be made in the form of Regulations or model provisions.

The State Government intends under section 5.33A to make Regulations that apply to all local governments and an order of the Governor under section 3.17 of the Act to repeal all existing local government meetings procedures, standing orders or council meeting local laws.

It is intended that the new standard meeting procedures (also known as “standing orders”) apply to all council and committee meetings held by local governments. It is also intended that Regulations will contain consistent rules for how meetings are held.

It is envisaged that relevant elements of Parts 2 and 3 of the [Local Government \(Administration\) Regulations 1996](#) (the Regulations) would be incorporated into the new standardised meeting procedures.

The Department of Local Government, Sport and Cultural Industries (DLGSC) will also develop reference materials for council members, local government staff and communities to assist in ensuring consistency throughout the sector.

Note: Unless otherwise specified in this paper, the word **meeting** refers to both a council or a committee meeting and the word **member** refers to both a council and a committee member.

Consultation process

You may choose to answer all or some of the questions in the consultation paper, and/or provide a submission that raises related matters not included in this consultation paper.

The DLGSC invites local governments, council members, Chief Executive Officers (CEOs), local government employees, groups and associations, and members of the community to consider the proposals and provide feedback.

Our preferred method for providing a submission is our [online feedback form](#).

Specific questions have been targeted to certain meeting procedure topics to better understand the variety of existing approaches currently used by the sector. The DLGSC is interested in learning more about how existing approaches work well in practice; and how reforms can be structured to improve transparency and public involvement, simplify the way meetings are conducted, and promote uniformity throughout the sector.

Although it is preferred that the feedback form is used to guide responses, general submissions and suggestions on any relevant topic can be provided via email to actreview@dlgsc.wa.gov.au

Part 1: General meeting process

1. Calling meetings

The calling of council meetings is outlined in sections 5.5 to 5.7 of the Act, and in existing regulations 12 to 14. Amendments are proposed to add new requirements for the oversight of special council meetings that are held at short notice and prevent any meeting from being held at an unreasonable time of day. It is important that special meetings are only convened in appropriate circumstances. Regulations are proposed to require:

- a minimum of 24 hours' notice to convene a special council meeting
- that notice to convene a special council meeting may be done with less than 24 hours' notice if an absolute majority of council members call the meeting
- that a meeting cannot commence any earlier than 8 am or later than 8 pm.

1. Is it suitable to allow for a special council meeting to be convened with less than 24 hours' notice if an absolute majority of council members call the meeting? Yes / No

(a) If no, please provide a suggested alternative.

2. Are there any circumstances where meetings must start earlier than 8 am or later than 8 pm? Yes / No

(a) If yes, please provide examples and the suggested alternative.

2. Agendas and order of business

It is proposed to broadly retain existing requirements for local governments to publish meeting agendas.

It is proposed that the general order of meetings be outlined in the Regulations for consistency across the local government sector. However, a council or committee may decide to consider business in a different order, provided that the other requirements of the Regulations (such as public question time being held before any decisions are made) are still met.

Regulations are proposed to outline the following order of business:

- opening (local governments will still be able to continue their own practices for opening meetings, such as making acknowledgements, prayers, opening statements, etc.)
- recording attendance
- public question time (see section 6)
- public presentations and petitions (see sections 7 and 8)
- members' question time (see section 12)
- confirmation of previous minutes (see section 15)
- reports from committees and the CEO
- motions from members
- urgent business
- matters for which the meeting may be closed
- closure.

3. Is the proposed order of business suitable? Yes / No

(a) If no, please provide a suggested alternative.

3. Urgent business

Currently, individual local governments' meeting local laws and policies may vary in how urgent business is raised at a meeting. Existing local laws and policies provide various procedures for urgent business to be considered at a council meeting. Broadly, these procedures seek to limit the use of urgent business to only the most exceptional circumstances.

Regulations are proposed to allow the CEO to introduce an item without notice in cases of urgency if:

- an absolute majority of the council resolve to hear the matter at the meeting, and
- the item is clearly marked as urgent business.

It is proposed that DLGSC must be notified each time this occurs, within 7 calendar days, to ensure this process is only used in exceptional circumstances.

Urgent business may only be heard after public question time (see section 6).

4. Are the proposed requirements for urgent business suitable? Yes / No

(a) If no, please provide a suggested alternative.

4. Quorum

Existing regulation 8 addresses the process for when there isn't a quorum at a meeting.

Amendments are proposed to provide for the following where a quorum is lost or not present:

- if no quorum is present within 30 minutes of the time set for the meeting, the meeting lapses
- where quorum is lost during a meeting:
 - the meeting proceeds to the next item of business if it is due to members leaving because of a financial or proximity interest
 - the meeting is adjourned for 15 minutes for any other reason and if quorum cannot be reformed, the meeting is closed
- where quorum is lost, the names of the members then present are to be recorded in the minutes.

5. Are the proposed requirements for when a quorum is not present or lost suitable? Yes / No

(a) If no, please explain why and the suggested alternative, if any.

5. Adjourning a meeting

Currently, individual local governments' meeting local laws or policies may contain processes for adjourning a meeting. It is intended to adopt similar rules, while also addressing concerns regarding meetings of council that run late. Regulations are proposed to provide that:

- council may decide to adjourn a meeting to another day, time and place to resume from the point it adjourned
- a presiding member may adjourn a meeting for 15 minutes to regain order of a meeting that has been disrupted
- if a meeting is adjourned for a second time due to disruption, a presiding member must adjourn the meeting to another day, time or place (not on the same day), with notice being published on the local government's website.

It is also proposed that if a meeting is continuing and it reaches 10:45 pm:

- the council or committee may decide to either extend the meeting for a further 15 minutes to allow for any remaining business to be concluded or determine to adjourn the meeting

- if any business remains at 11 pm, the meeting must adjourn to a day and time which is at least 10 hours later to deal with any outstanding agenda items and a notice must be published on the local government's website listing when the meeting will resume.

6. Is 11 pm an appropriate time for when a meeting must be adjourned? Yes / No

(a) If no, what is the suggested alternative?

Part 2: Public participation

6. Public question time

Currently, the Act and Regulations require that public question time is to be made available at every council meeting and certain committee meetings.

Regulation 6 requires that at least 15 minutes is to be made available for public questions at those meetings. However, question time may be extended if there are further questions; the time may also be used for other business if there are no further questions.

Regulation 7 also provides that question time must be held before substantive decisions are made at that meeting.

Currently, the practice at many local governments is that a person who wishes to ask a question attends the meeting (either physically in-person or by electronic means) to ask their question. However, it is proposed that regulations allow for a personal representative of a person to ask a question. This provides an alternative avenue for someone who may be unable to attend a meeting to have their question raised.

Currently, individual local governments meeting local laws and policies may contain processes for members of the public to raise questions. Some requirements, such as rules requiring a person to lodge a question in writing before a meeting, may prevent a person who is not familiar with those requirements from being able to ask a question.

New standardised requirements are proposed to expand the existing Regulations to require that:

- a member of the public only needs to provide their name and suburb/locality (and not any other information) before asking a question
- a person is not required to lodge a question in writing in advance of a meeting (although a person may choose to do so, for instance if they have a very specific or technical question)
- a local government may still require a person, or their personal representative, to attend a meeting to ask a question lodged in writing in advance of the meeting for it to be addressed at that meeting
- questions must not take more than 2 minutes to ask, including a relevant preamble, unless the presiding member grants an extension of time
- if other people are waiting to ask questions, the presiding member will seek to provide equal opportunity for people to ask questions (for instance, by moving to the next person waiting after someone has asked 3 questions, and returning to the first person if time allows)
- any questions are to be answered by the presiding member, or a relevant member (nominated by the presiding member), the CEO, or an employee nominated by the CEO
- if a question, or a question of a similar nature, was asked and answered in the previous 6 months, the presiding member may direct the member of the public to the minutes of the meeting that contains the question and answer
- no debate of a question or answer is to take place
- questions may be taken on notice by the person who is answering the question
- when a question is taken on notice, a response is to be given to the member of the public in writing and a copy of the answer is to be included in the agenda of the next ordinary meeting
- the presiding member may reject questions that contain offensive language or reflect adversely on others but must provide opportunities for the question to be rephrased.

Page 6 of 14

- 7. Is the existing minimum allocation of 15 minutes for public question time sufficient? Yes / No**
 (a) If no, what minimum time limit do you suggest?
- 8. Is 2 minutes enough time for a member of the public to ask a question? Yes / No**
 (a) If no, what time limit or other method of allocating questions do you suggest?
- 9. Should any other standard requirements for public question time be established? Yes / No**
 (a) If yes, please provide details.
- 10. Should a personal representative be able to ask a question on behalf of another person? Yes / No**
 (a) If no, please provide your reasons.

7. Presentations at council

Local governments commonly allow for presentations (also known as deputations) to be made to inform council decisions. Councils may set a policy for whether they hear presentations at council meetings and/or committee meetings, or at other meetings, and the circumstances in which a presentation may be heard.

It is proposed that local governments will continue to have discretion to choose whether and when to hear presentations.

To allow for a decision to be made in advance of the meeting, it is proposed that either the presiding member or CEO will make the decision on whether a presentation is heard at a meeting, based on any policy established by the council.

Accordingly, it is proposed that a council may establish a policy that determines:

- the types of meetings at which presentations may be heard
- whether the responsibility for making decisions on presentation requests sits with either the presiding member or CEO
- any other matters to guide the presiding member or CEO's decision making towards requests.

New Regulations are also proposed to:

- allow a person, or group of people, to lodge a request in accordance with the council's policy to provide a presentation at least 48 hours before the meeting
- require the presiding member or CEO to decide and provide a response to the person requesting the presentation by 12 noon the day of the meeting
- provide that if the presiding member or CEO refuses an application, they are to provide their reasons to the applicant and advise of the refusal at the meeting
- limit presentations to 5 minutes (not including questions) unless there is a resolution to extend the time limit
- allow council and committee members to ask questions of presenters.

- 11. Should the Regulations specify that a request to make a presentation must relate to an item on the agenda for the relevant meeting? Yes / No**
 (a) If no, please provide reasons.
- 12. Is 48 hours of notice sufficient to administer an application from a member of the public to present to a meeting? Yes / No**
 (a) If no, please provide reasons and suggest an alternative.

13. Should a standard time limit be set for public presentations? Yes / No

(a) If no, please provide reasons.

14. Would 5 minutes be a suitable time limit for public presentations? Yes / No

(a) If no, please provide reasons and suggest an alternative.

8. Petitions

Many local governments have a tradition of accepting petitions, mirroring the practice of Parliament.

Regulations are proposed to:

- enable any person to petition a local government by lodging a petition to the council on any matter, including petitions which may be critical of actions or decisions of the local government
- require the lead petitioner to provide their contact details
- require any person signing a petition to state their suburb/town, and declare whether they are residents and/or electors of the district
- require the petitioner to tally the number of signatories
- limit rejection of a petition to only when it is not in the prescribed form
- require that the council is to consider each petition and must determine how it is to respond, such as by seeking a report from the CEO
- allow local governments to establish an electronic petitioning system if they wish
- require all petitions received and outcomes from petitions to be summarised in a report to the annual meeting of electors.

15. Do the proposed regulations provide an effective system for managing petitions? Yes / No

(a) If no, please provide reasons and suggested alternatives.

Part 3: Conduct of debate**9. Orderly conduct of meetings**

New Regulations are proposed to create a duty for all people present at a meeting to:

- ensure that the business of the meeting is attended to efficiently and without delay
- conduct themselves courteously at all times
- allow opinions to be heard within the requirements of the meetings procedures.

It is also proposed that the Regulations:

- allow members to raise points of order to bring the presiding member's attention to a departure from procedure
- provide that it is a minor breach for a presiding member to preside in a manner which is unreasonable or contravenes the requirements of the Act or Regulations
- empower the presiding member to call a person to order and:
 - should a member not comply with a third call to order, the presiding member may direct them to speak no further (but they may continue to cast their vote) for the remainder of the meeting, with failure to adhere to the direction being a minor breach

- if any other person does not comply with one call to order, the presiding member may direct them to leave the meeting, with failure to do so being an offence
- provide that a council may vote to rescind a direction made by a presiding member for a member to not speak further during a meeting
- provide that a member who has had a direction made against them to not speak further cannot move or second a motion that attempts to rescind the decision.

16. Do these measures provide a suitable framework to maintain order in meetings? Yes / No

(a) If no, what are the suggested changes?

10. Motions and amendments

Existing meeting procedures address many matters relating to the processes of decision making. This includes motions and amendments (including foreshadowed and alternate motions), notices of motion by members, reasons for changes to the CEO's recommended motion, passing motions "en bloc", and how voting occurs. The existing system of motions (including foreshadowed, amendment, alternate and revocation motions) are proposed to be broadly maintained.

Council members may raise motions that are not part of the agenda of a meeting to recommend a proposal for consideration. For instance, a motion might propose a new policy or decision.

Local governments commonly require notice of a motion to be provided in advance of a council meeting. This is to allow council members time to review the motion and for the CEO and administration to provide advice needed to assist council members with making a decision on a motion.

Providing notice to other council members, the CEO and administration can support a more fulsome consideration of the motion.

Regulations are proposed to require council members to provide written notice of motions at least 1 calendar week before the council meeting commences. This would generally allow those motions to be included in the meeting agenda, which must be published 72 hours before the commencement of the meeting.

It is proposed that council members will still be able to move amendments and alternative motions during debate on agenda items without providing written notice in advance of the meeting. This provides for members to be able to consider all options and suggestions for an item included in the agenda of a meeting.

It is proposed that reasons for notices of motion, amendments and other decisions that are changed at a meeting would still be required.

17. Is a period of 1 calendar week an appropriate notice period for motions? Yes / No

(a) If no, what is your suggested alternative?

18. Are these proposals for motions suitable? Yes / No

(a) If no, please provide reasons.

11. Debate on a motion

The practice of motions being moved and seconded and debate alternating between speakers for and against the motion is used in meeting procedures statewide.

Some local governments have a further requirement where if a motion is not opposed, no debate occurs, and the motion is recorded as passing unanimously.

Regulations are proposed to provide for the following rules for formal debate on a motion or amendment:

- any motion must be seconded before it may be debated (or carried without debate)
- a motion is carried without debate if no member is opposed to the motion

- if a member is opposed, the mover and seconder may speak and are followed by alternating speakers against and for the motion, with a final right of reply for the mover
- speeches must be relevant to the motion under debate and no member must speak twice – except for the mover's right of reply, or if the council decides to allow further debate
- no member can speak for longer than 5 minutes without the approval of the meeting.

19. Do you support these rules for formal debate on a motion or amendment? Yes / No

(a) If no, what is your suggested alternative?

20. Is 5 minutes a suitable maximum speaking time during debate? Yes / No

(a) If no, what should be the default maximum speaking time?

21. Is a general principle against speaking twice on the same motion suitable? Yes / No

(a) If no, please provide reasons.

12. Questions by members

The current practices for members asking formal questions at meetings varies throughout the sector. Some local governments have a “questions from council members” period; other local governments allow members to place questions on notice for future meetings.

Regulations are proposed to provide that:

- council members can ask the CEO questions related to any item on an agenda by providing the question in writing by 12 noon the day before the meeting
- council member questions are to be answered during the “questions from council members” agenda item
- council members must seek permission from the presiding member to ask the CEO clarifying questions during debate.

22. Should the new standardised provisions include a maximum time limit for the “questions from council members” agenda item? Yes / No

(a) If no, please provide details.

23. Is 1 day of notice for a question from a council member sufficient? Yes / No

(a) If no, what is your suggested alternative and why?

24. Is it appropriate for the presiding member to consider whether to allow a member to ask clarifying questions during debate? Yes / No

(a) If no, what is your suggested alternative and why?

13. Procedural motions

Various procedural motions are provided for in each local governments' meeting procedures. They help with managing a meeting effectively and democratically.

Regulations are proposed to provide for the following procedural motions to be put without debate:

- a motion to vary the order of business (e.g. to move a report in the order of business so it is considered earlier)
- a motion to adjourn debate to another time
- a motion to adjourn the meeting
- a motion to put the question (close debate)

- a motion to extend a member's speaking time
- a motion to extend public question time
- a motion to extend the time for a public presentation
- a motion to refer a motion to a committee or for the CEO to provide a new or updated report to a future meeting
- a motion of dissent in the presiding member's ruling (for example, to overturn the presiding member's direction that a member does not speak further)
- a motion to close a meeting to the public in accordance with the Act.

25. Should any of these procedural motions not be included? Yes / No

(a) If yes, please identify which motions and why they should not be included.

26. Are any additional procedural motions needed? Yes / No

(a) If yes, please provide suggestions and explain why.

14. Adverse reflection

In addition to aspects of the model code of conduct, existing meeting procedures seek to prevent inappropriate language and adverse reflections from occurring at meetings.

Regulations are proposed to provide that:

- a person, including a member, cannot reflect adversely on the character of members, employees or other persons – if they do so they must withdraw their remark
- members cannot adversely reflect on the decisions of the council, except in making a motion to revoke or change a decision
- failure to withdraw adverse reflection is to be dealt with as disorderly conduct (including as a potential minor breach)
- a member who is concerned about a remark that may be an adverse reflection may raise a point of order with the presiding member.

27. Are there any circumstances where a person should be able to adversely reflect on another council member, an employee or a decision of the local government? Yes / No

(a) If yes, please provide more information to explain the circumstances.

Part 4: Other matters

15. Meeting minutes and confirmation

Existing meeting procedures provide for the method of confirmation of the minutes. It is proposed to amend the Regulations to provide a clear process for correcting minutes by:

- allowing a member who identifies errors with unconfirmed minutes to provide a CEO with any proposed corrections by 12 noon the day before a meeting at which the minutes are to be confirmed
- requiring any proposed corrections to the minutes to be presented to council for a decision with a recommendation from the CEO
- Requiring DLGSC to be notified if a local government fails to adopt or defers confirmation of the minutes of a meeting.

28. Is 1 day sufficient notice for a proposed correction to the minutes? Yes / No

(a) If no, how much notice should be required and why?

16. Electronic meetings and attendance

In 2020, Regulations were introduced in response to the COVID-19 pandemic to enable councils to hold meetings electronically and for council members to attend using electronic means. This allowed councils to continue making critical decisions during the pandemic. The use of videoconferencing and the adoption of livestreaming has also encouraged public access and participation in local government.

On 9 November 2022, the [Local Government \(Administration\) Amendment Regulations 2022](#) took effect, meaning local governments could conduct council and committee meetings electronically outside of emergency situations and that council and committee members could attend in-person meetings using electronic means, such as videoconferencing.

The State Government committed to a public consultation process to gain feedback on the effect of these changes following 12 months of operation.

29. Has the change to enable electronic meetings to occur outside of emergency situations been helpful? Yes / No / Unsure or unable to comment

(a) If no, please explain why.

30. Has the ability for individual members to attend meetings electronically been beneficial? Yes / No / Unsure or unable to comment

(a) If no, please explain why.

31. Do you think any changes to electronic meetings or electronic attendance are required? Yes / No / Unsure or unable to comment

(a) If yes, please provide details of the changes and explain why they are needed.

17. Council committees

Sections 5.8 to 5.18 of the Act provide for the establishment of committees that may assist with decision-making. Section 7.1A provides for the establishment of an audit committee. The standardised meeting procedures will only apply to those committees established under sections 5.8 and 7.1A.

It is proposed that provisions for committees be similar to requirements for council meetings. Committees may need to provide a more flexible meeting environment, in terms of time limitations and procedure, to facilitate the consideration of issues in detail. This is reflected in meeting procedures across the State.

Regulations are proposed to provide that:

- a committee meeting is to be called when requested by the presiding member of the committee, the mayor or president, or a third of the committee's members
- certain meeting procedures such as the order of debate, speaking twice and time limits do not apply to a committee
- a committee is answerable to the council and must provide at least 1 report to council on its activities each year.

32. Are any other modifications needed for committee meetings? Yes / No

(a) If yes, please provide details of the modifications and explain why.

18. Meetings of electors

The Act establishes that the mayor or president is to preside at electors' meetings, and any resolutions passed by an electors' meeting are considered at a following council meeting.

As electors' meetings are quite different to council meetings, comment is sought about whether parts of the proposed standard should apply for electors' meetings.

33. Should parts of the proposed standard apply at electors' meetings? Yes / No

(a) If yes, please explain what may be required.

19. Any other matters

Feedback is welcome on any other element of local government meetings for consideration in the further development of the new Regulations.

34. Do you have any other comments or suggestions for the proposed new Regulations?

(a) If yes, please explain what may be required.

Appendix: Example timeline for an ordinary council meeting

For this example, the local government holds its ordinary council meetings on the second Tuesday of every month. March 2024 has been used as an example.

Day/time	Task	Requirements
Tue 5 March 6 pm	Deadline for council members to provide written notice of motions.	<ul style="list-style-type: none"> Council members must provide written notice of motions at least 1 calendar week before the day of an ordinary council meeting.
Sat 9 March 6 pm	Deadline for publishing ordinary council meeting agenda. In practice, the local government publishes the agenda prior to close of business Friday.	<ul style="list-style-type: none"> An ordinary council meeting agenda must be published at least 72 hours before the commencement of a meeting.
Sun 10 March 6 pm	Deadline for member of the public to lodge a request to present on an agenda item.	<ul style="list-style-type: none"> A person or group of people can lodge a request with the CEO to provide a presentation on an agenda item but must do so at least 48 hours before the meeting.
Mon 11 March 12 noon	Deadline for council members to provide written notice of questions that will be asked about agenda items at the ordinary council meeting.	<ul style="list-style-type: none"> Council members must submit questions about agenda items to the CEO in writing by 12 noon the day before the meeting.
Tue 12 March 12 noon	Presiding member or CEO (in accordance with policy) to decide whether members of the public can present on agenda items and provide a response to people making requests.	<ul style="list-style-type: none"> The presiding member or CEO must decide and provide a response to a person requesting to make a presentation on an agenda item by 12 noon the day of the meeting. If an application is refused, the presiding member or CEO must provide their reasons and advise of the refusal at the meeting.
Tue 12 March 6 pm	Ordinary council meeting.	<ul style="list-style-type: none"> Meeting must finish by 11 pm.
Wed 13 March 9 am	Adjourned meeting can begin if scheduled meeting was adjourned due to reaching 11 pm.	<ul style="list-style-type: none"> If a meeting needs to be adjourned because it reaches 11 pm, the meeting to deal with outstanding items must be at least 10 hours after the original meeting was adjourned.
Tue 19 March 6 pm	Deadline for notifying DLGSC of any urgent business considered at the ordinary council meeting.	<ul style="list-style-type: none"> The DLGSC must be notified within 7 calendar days each time urgent business is considered at an ordinary council meeting.
Sat 6 April 6 pm	Responses to questions on notice included in agenda for next ordinary council meeting.	<ul style="list-style-type: none"> When a question is taken on notice, a response is to be given to members of the public in writing and the answer is to be included in the agenda of the next ordinary council meeting. An ordinary council meeting agenda must be published at least 72 hours before the commencement of a meeting.
Mon 8 April 12 noon	Deadline for council members dissatisfied with unconfirmed minutes to provide the CEO with corrected wording.	<ul style="list-style-type: none"> A council member dissatisfied with unconfirmed minutes can provide a CEO with corrected wording by 12 noon the day before a meeting at which the minutes are to be confirmed.
Tue 9 April 6 pm	Ordinary council meeting	<ul style="list-style-type: none"> Meeting must finish by 11 pm.

Local Government Reform – Consultation Paper

Standardised Meeting Procedures

Part	Section	Question	City Response	Comments
Part 1: General meeting process	1. Calling meetings	1. Is it suitable to allow for a special council meeting to be convened with less than 24 hours' notice if an absolute majority of council members call the meeting.	Yes - if an absolute majority of council members call the meeting.	If no, please provide a suggested alternative.
Part 1: General meeting process	1. Calling meetings	2. Are there any circumstances where meetings must start earlier than 8 am or later than 8 pm	Yes.	If yes, please provide examples and the suggested alternative. There may be occasions in terms of Special Council Meetings when an early start time may be required to achieve a quorum. Suggest that a start time earlier than this must be supported by an absolute majority of council members.
Part 1: General meeting process	2. Agendas and order of business	3. Is the proposed order of business suitable?	Yes, with the exception of member's question time.	If no, please provide a suggested alternative. Members should be able to ask their questions on agenda items as they are listed on the agenda.
	3. Urgent business	4. Are the proposed requirements for urgent business suitable?	Yes, except Urgent Business should be heard as per the proposed order of business and not as proposed after public question time.	If no, please provide a suggested alternative.

Local Government Reform – Consultation Paper

Standardised Meeting Procedures

Part	Section	Question	City Response	Comments
	4. Quorum	5. Are the proposed requirements for when a quorum is not present or lost suitable?	Yes, with the following exceptions: 1. A minimum notice period is to be provided when a meeting needs to adjourn to another date and time so council members, the public, and staff have sufficient time to provide notice and deal with the associated administrative requirements. 2. The maximum meeting time should be prescribed as a maximum duration as different meetings are scheduled at different times, and the duration should ensure that attendees are not fatigued during prolonged meetings. Recommend a maximum of 3 hours with a 15-minute extension to deal with remaining business before adjourning.	If no, please explain why and the suggested alternative, if any.
	5. Adjourning a meeting	6. Is 11 pm an appropriate time for when a meeting must be adjourned?	Yes. At this point, staff and some Elected Members may have been working for 15 hours, and this is not a sound basis for good decision-making and is a WHS concern.	If no, what is the suggested alternative?
Part 2: Public Participation	6. Public question time	7. Is the existing minimum allocation of 15 minutes for public question time sufficient?	Yes.	If no, what minimum time limit do you suggest?

Local Government Reform – Consultation Paper

Standardised Meeting Procedures

Part	Section	Question	City Response	Comments
	6. Public question time	8. Is 2 minutes enough time for a member of the public to ask a question?	<p>Yes.</p> <p>The regulations need to clarify the maximum time a member of the public can ask questions to provide for multiple questions, with each taking two minutes.</p> <p>Questions Taken on Notice should be included in the next available OCM once the answer is ready. The current proposal seeks to present them to the next OCM, but this is not always possible depending on the complexity of the question.</p>	If no, what time limit or other method of allocating questions do you suggest?
	6. Public question time	9. Should any other standard requirements for public question time be established?	No	If yes, please provide details.
	6. Public question time	10. Should a personal representative be able to ask a question on behalf of another person?	<p>Yes.</p> <p>It supports the community's diversity and those who cannot physically attend and/or join electronically.</p> <p>The person must provide written proof that they are authorised to ask the question to the Presiding Member.</p>	If no, please provide your answers.

Local Government Reform – Consultation Paper

Standardised Meeting Procedures

Part	Section	Question	City Response	Comments
	7. Presentations at Council	11. Should the Regulations specify that a request to make a presentation must relate to an item on the agenda for the relevant meeting?	Yes. The purpose of Council Meetings is to make decisions on items presented. Allowing non-agenda item presentations is misaligned with this intent. Due to time constraints, non-agenda item presentations could prevent them from occurring.	If no, please provide reasons. There may be an issue that has surfaced in the Community that should not be constrained by regulations for presentation.
	7. Presentations at Council	12. Is 48 hours of notice sufficient to administer an application from a member of the public to present to a meeting?	No	If no, please provide reasons and suggest an alternative. Quantity should be expressed as business days, and three business days are recommended to account for weekends.
	7. Presentations at Council	13. Should a standard time limit be set for public presentations?	Yes	If no, please provide reasons.
	7. Presentations at Council	14. Would 5 minutes be a suitable time limit for public presentations?	Yes, for public presentation, but the Presiding Member could then allow additional time for Council Members to ask questions.	If no, please provide reasons and suggest an alternative.
	8. Petitions	15. Do the proposed regulations provide an effective system	No, the CEO should be required to validate the number of electors on a petition before it is presented to the Council.	If no, please provide reasons and suggested alternatives.

Local Government Reform – Consultation Paper

Standardised Meeting Procedures

Part	Section	Question	City Response	Comments
		for managing petitions?		
Part 3: Conduct of debate	9. Orderly conduct of meetings	16. Do these measures provide a suitable framework to maintain order in meetings?	Unsure further details are required to understand what a minor breach means and how the regulations will deal with a member who has been directed by the Presiding Member not to speak but was the mover of the motion?	If no, what are the suggested changes?
	10. Motions and amendments	17. Is a period of 1 calendar week an appropriate notice period for motions?	No.	If no, what is your suggested alternative? As local governments operate a Council Agenda/ Briefing Session 7 days before the Council Meeting; it is recommended that Motions require a 10-day notice to allow them to be considered by the Council at the time of the Agenda/ Briefing Session.
	10. Motions and amendments	18. Are these proposals for motions suitable?	Yes	If no, please provide reasons.
	11. Debate on a motion	19. Do you support these rules for formal debate on a motion or amendment?	Yes	If no, what is your suggested alternative?

Local Government Reform – Consultation Paper

Standardised Meeting Procedures

Part	Section	Question	City Response	Comments
	11. Debate on a motion	20. Is 5 minutes a suitable maximum speaking time during debate?	Yes	If no, what should be the default maximum speaking time?
	11. Debate on a motion	21. Is a general principle against speaking twice on the same motion suitable?	Yes	If no, please provide reasons.
	12. Questions by members	22. Should the new standardised provisions include a maximum time limit for the “questions from council members” agenda item?	<p>Support for maintaining the current practice that Questions from Members can only relate to agenda items as this aligns with the decision-making purpose of Council Meeting.</p> <p>It is unclear whether listing this as a separate order of business is logical or will assist in the orderly running of the meeting.</p> <p>Instead, it is recommended to be listed under the orderly conduct of meetings as an ability for members to ask questions about agenda items as they are dealt with at the meeting. The regulations should include some rules about questions, time, duration, etc.</p>	If no, please provide details.
	12. Questions by members	23. Is 1 day of notice for a question from a council member sufficient?	Yes, but it should be one clear business day, although some questions may only come to light due to the debate on the item from the floor.	If no, what is your suggested alternative and why?

Local Government Reform – Consultation Paper

Standardised Meeting Procedures

Part	Section	Question	City Response	Comments
	12. Questions by members	24. Is it appropriate for the presiding member to consider whether to allow a member to ask clarifying questions during debate?	Yes	If no, what is your suggested alternative and why?
	13. Procedural motions	25. Should any of these procedural motions not be included?	Yes	If yes, please identify which motions and why they should not be included.
	13. Procedural motions	26. Are any additional procedural motions needed?	No	If yes, please provide suggestions and explain why.
	14. Adverse reflection	27. Are there any circumstances where a person should be able to adversely reflect on another council member, an employee or a decision of the local government?	No	If yes, please provide more information to explain the circumstances.

Local Government Reform – Consultation Paper

Standardised Meeting Procedures

Part	Section	Question	City Response	Comments
Part 4: Other matters	15. Meeting minutes and confirmation	28. Is one day sufficient notice for a proposed correction to the minutes?	Yes, but it should be one clear business day	If no, how much notice should be required and why?
	16. Electronic meetings and attendance	29. Has the change to enable electronic meetings to occur outside of emergency situations been helpful?	Yes	If no, please explain why.
	16. Electronic meetings and attendance	30. Has the ability for individual members to attend meetings electronically been beneficial?	Unsure at this stage.	If no, please explain why.
	16. Electronic meetings and attendance	31. Do you think any changes to electronic meetings or electronic attendance are required?	Additional clarity on the maximum number of members that can participate electronically at an Ordinary Council Meeting would be beneficial, and the process to determine this.	If yes, please provide details of the changes and explain why they are needed.

Local Government Reform – Consultation Paper

Standardised Meeting Procedures

Part	Section	Question	City Response	Comments
	17. Council committees	32. Are any other modifications needed for committee meetings?	No	If yes, please provide details of the modifications and explain why.
	18. Meetings of electors	33. Should parts of the proposed standard apply at electors' meetings?	Yes	If yes, please explain what may be required.
	19. Any other matters	34. Do you have any other comments or suggestions for the proposed new Regulations?	Not at this stage.	If yes, please explain what may be required.

15.1.7 (2024/MINUTE NO 0092) Council and Executive Strategy Days

Executive	Chief Executive Officer
Author	Executive Governance and Strategy
Attachments	1. Chief Executive Officer Performance Management Framework ↓

Officer Recommendation/Committee Recommendation/Council Decision
MOVED Cr T Widenbar SECONDED Cr T Dewan
That Council:

(1) AGREES to a Strategic Planning Day with Council and the City’s Executive Leadership Team in 2024/25 with a focus on the review of the City’s Strategic Community Plan and Corporate Business Plan.

CARRIED 10/0

Background

At the 11 August 2022 Ordinary Council Meeting, Council resolved:
That Council:
1. DEFERS the proposed Council and Executive Strategy Days until a new Chief Executive Officer has been appointed; and
2. REQUESTS a report to Council following the appointment of a new Chief Executive Officer or within 12 months, whichever is the earlier, to determine the location, format, and specifics of the strategy days.

In response to the recommendations from the independent governance review, undertaken as part of the City’s obligations from the Department of Local Government Sport and Cultural Industries Inquiry, the Council resolved to undertake an annual strategic planning event for Elected Members and Executive staff at an off-site venue, facilitated by an external consultant, covering the following topics:
1. Team Development
2. Strategy and Alignment
3. Priority District Developments
4. Council Governance and Performance Evaluation

While the outcome of the resolution from April 2022 intended for Council and the Executive to partake in an annual strategic planning event, which covered the above topics, it was resolved that these events would be most effective if they were to include the new Chief Executive Officer (CEO).

Submission

N/A

Report

Under S5.56 (1) of the *Local Government Act 1995*, the Council and Administration work closely with unique roles and responsibilities for the development of effective and sustainable integrated plans for the City to deliver a:

- Strategic Community Plan that clearly links the community's aspirations with the council's vision and long-term strategy
- Corporate Business Plan that integrates resourcing plans and specific council plans with the strategic community plan
- Clearly stated vision for the future viability of the City.

Since Mr Simms (CEO) has commenced in October 2023, the Council has been involved in several key strategic forums, including Organisational Review Workshops and Long-Term Financial Planning Workshops.

In May this year Council will participate in a Risk Management Workshop to inform the development of Risk Appetite Statements and identify Strategic Risks for the organisation

These workshops are strategic in nature and assist Council in developing a shared understanding of the organisation and its strategic direction.

The City's Strategic Community Plan is due for a major review in 2024/25 and it is noted as an ideal opportunity for Council and the Executive to undertake a strategic planning day which could also incorporate team building opportunities with the support of an External Consultant.

The City has also experienced some movements within the Executive Leadership Team, so an opportunity to undertake a strategic planning day in the next twelve months as part of the Corporate Business Plan Review would also be timely.

It is recommended that subject to Elected Member availability, a strategic planning day be held for Council and the Executive Leadership Team in 2024/25 with a focus on the review of the Strategic Community Plan and Corporate Business Plan.

Strategic Plans/Policy Implications

Listening and Leading

A community focused, sustainable, accountable, and progressive organisation.

- Best practice Governance, partnerships and value for money.

Budget/Financial Implications

There are no budget implications in the current financial year.

Legal Implications

Under section.5.38 and section.5.39 of the *Local Government Act 1995*, the performance of the CEO must be reviewed at least once each year of their employment by Council Community Consultation.



Risk Management Implications

Brand Reputation in low with the current recommendation however, any Council and Executive Strategy Day planning should consider potential impact to reputational risk in the current economic environment.

Advice to Proponent(s)/Submitters

N/A

Implications of Section 3.18(3) *Local Government Act 1995*

Nil





Chief Executive Officer Performance Management Framework

March 2021



Table of Contents

	Page
1. Background	1
2. CEO Performance Review	1
(1) Key Principles	1
3. Performance Review Process	1
(1) Establishment	1
(2) Review Process	2
(3) Finalisation	2
4. Facilitator/Independent Consultant	2
5. Performance Measurement	3



1. Background

Efficient and effective local government requires efficient and effective leadership. Therefore under S.5.38 and S.5.39 of the Local Government Act, the performance of the CEO must be reviewed at least once each year of their employment by Council. Their employment contract must specify the performance criteria for the purpose of reviewing the CEO's performance.

Specifically, this performance management framework establishes the process by which Council measures and manages the CEO performance review annually and must be agreed upon by the CEO and Council. A 6 monthly Performance Review Report will be required from the CEO.

2. CEO Performance Review

(1) Key Principles

Performance review process to:

- be objective, based on facts and evidence;
- ensure assessment is conducted in a fair and reasonable manner, based on agreed performance criteria;
- support and facilitate CEO development; and
- recognise achievement and support performance improvement.

3. Performance Review Process

(1) Establishment

- The Chief Executive Officer Performance Review and Key Projects Appraisal Committee (CEOPRKPA Committee) mutually agree with the CEO on the planned and structured review process.
- An independent facilitator is appointed by the City and selected from a Preferred Supplier Panel with specialist expertise in Local Government Executive level employment performance reviews. This process will be undertaken by the City's most senior Governance Officer (Executive Governance and Strategy) and will exclude any input from the CEO.
- Prior to formalising this appointment, relevant information will be provided to all Elected Members for assessment and feedback.
- The CEO performance review is a confidential governance process and as such the agenda should only reflect the review. Council staff members will not be involved in the review process.
- The Council's Corporate Business Plan (CBP), as aligned to the Strategic Community Plan and the Key Result Areas (KRAs) within, to be used as the performance framework to drive Council priorities each year and is the basis for clear, achievable and measurable objectives.

- Key Performance Indicators (KPIs) are linked to the Council's priorities through the CBP and budget, and are by mutual agreement with the CEO as the performance criteria following the consideration and adoption by the Council on recommendation from the CEOPRKPA Committee.

(2) Review Process

- The CEO is given adequate advance notice by the Mayor that a review will be initiated and asked to provide a report on evidence against the agreed performance criteria.
- The CEO submits a report to the appointed independent facilitator outlining the evidence and achievements against KPIs.
- The facilitator will provide a confidential, independent assessment of the evidence provided by the CEO which will be summarised in the survey form before being submitting to the Elected Members.
- Following receipt of the report, all Elected Members will be individually interviewed and surveyed by the facilitator to gain their feedback, rate CEO performance and provide additional comments as necessary.

(3) Finalisation

- A confidential Performance Review Report is generated by the facilitator which includes the Elected Members' consolidated feedback, performance recommendations suggested KPIs for the following year.
- Performance Report is discussed at Committee, (single purpose confidential meeting only), to determine performance level, and any other contract considerations required to be recommended to the Council.
- The Committee Meeting recommends agreed KPIs and deliverables for the following twelve months with the CEO.
- Report provided to the CEO by the facilitator for feedback prior to Council approval of mutually agreed new KPIs.
- Recommendations to be approved and adopted by Council.

4. Facilitator/Independent Consultant

The City will engage an independent facilitator to assist with the performance management process. The role of the facilitator in the review process can include the following:

- Prepare the performance agreement and assessment plan;
- Set performance goals and criteria;
- Collect, collate and report performance evidence;
- Survey and interview Elected Members;

- Assist with provision of feed-back to the CEO, providing an objective view regarding any performance management-related issues;
- Formulate plans to support improvement (if necessary);
- Assist Council and CEO in determination of KPIs and deliverables.

5. Performance Measurement

An important step in the process is setting the performance measurement criteria.

One of the key responsibilities of the CEO is to oversee the implementation of the Council's strategic direction. Aligning the CEO's performance criteria to the goals contained in the City's Strategic Community Plan and Corporate Business Plan is an important requisite.

Goals are to be specific, measurable, achievable and time-based, defining clear deliverables.

Key results areas focus on the Council's priorities each year. Council and the CEO will set KPIs to target priorities for the CEO within the KRAs.

Consideration may also be given to Financial Governance, Stakeholder Relations, Leadership and Organisational Improvement.

Key Performance Indicators (KPIs) will be measured yearly with defined deliverables and progress being reported every 6 months.



In addition to the achievement of KPIs by the CEO, Council will consider:

- that the CEO's methods of achieving outcomes are acceptable and sustainable;
- that the CEO has demonstrated change management and risk management skills when circumstances change and impact on performance outcomes;
- that Council, staff and community have been inspired to maintain trust in local government.

For a new CEO, the KPIs will initially relate to CBP priorities and any key issues from the recruitment process of the CEO. These will be in place for the first six month period of probation before annual targets are set at the ongoing six month performance review cycle.

9 Coleville Crescent, Spearwood WA 6163
PO Box 1215, Bibra Lake DC WA 6965
T 08 9411 3444 | E customer@cockburn.wa.gov.au
www.cockburn.wa.gov.au



-  This information is available in alternative formats upon request.
-  Paper from responsible sources.

www.cockburn.wa.gov.au

15.2 Organisational Performance Committee Meeting – 16/04/2024

15.2.1 (2024/MINUTE NO 0093) Corporate Business Plan KPIs Quarter 3 Progress Report

Executive	Chief Executive Officer
Author	Manager Strategy and Integrated Planning and Business Planning Coordinator
Attachments	1. FY24 Corporate Business Plan Key Performance Indicators (KPIs) Quarter 3 ↓

Officer Recommendation/Committee Recommendation/Council Decision

MOVED Cr T Widenbar SECONDED Cr T Dewan
That Council:

- (1) RECEIVES the FY24 Quarter Three status report on the progress of the Corporate Business Plan Key Performance Indicators.

CARRIED 10/0

Background

Council adopted the Corporate Business Plan (CBP) Key Performance Indicators (KPIs) at the 29 June 2023 Special Council meeting.

CBP KPI progress is reported quarterly through the Organisational Performance Committee.

This report presents the FY24 Quarter 3 (Q3) CBP KPI progress.

Submission

N/A

Report

The CBP KPIs track delivery of the CBP items.

Accountability for the CBP KPIs is allocated to the Executive of the City responsible for delivering the item.

In addition, responsibility then cascades to a Senior Leadership Team (SLT) member, being a direct report to an Executive officer.

The Q3 status report on the progress of the KPIs for FY24 (1 January 2024 to 31 March 2024) has been provided (refer to Attachment 1).

The Q3 progress is presented for the annual KPIs (Table 1) and the Q3 milestones (Table 2).

Table 1: CBP KPI Progress Summary

CBP KPIs	COMPLETE		ON TRACK		NOT ON TRACK		TOTAL
	5	13%	26	65%	9	22%	
Overall Progress							40

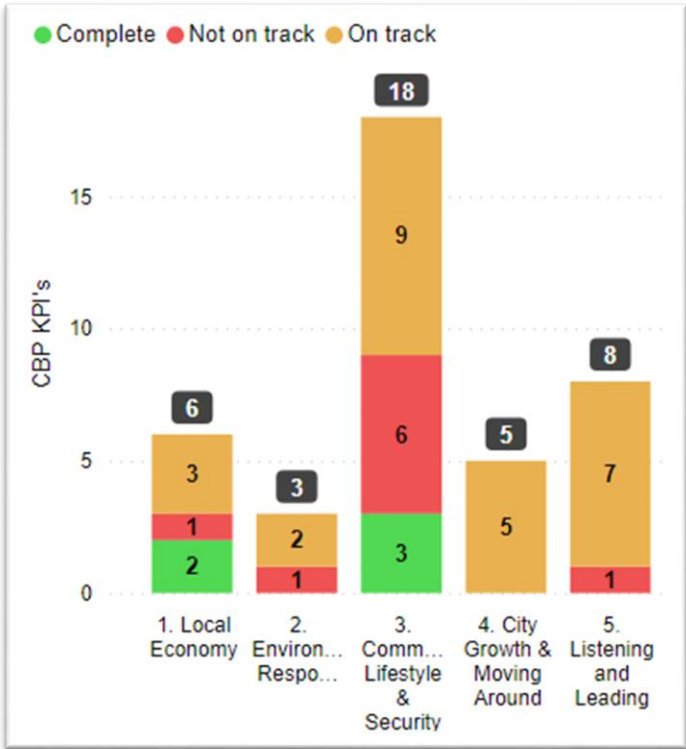


Figure 1: CBP Annual KPI Progress by Strategic Community Plan Outcome

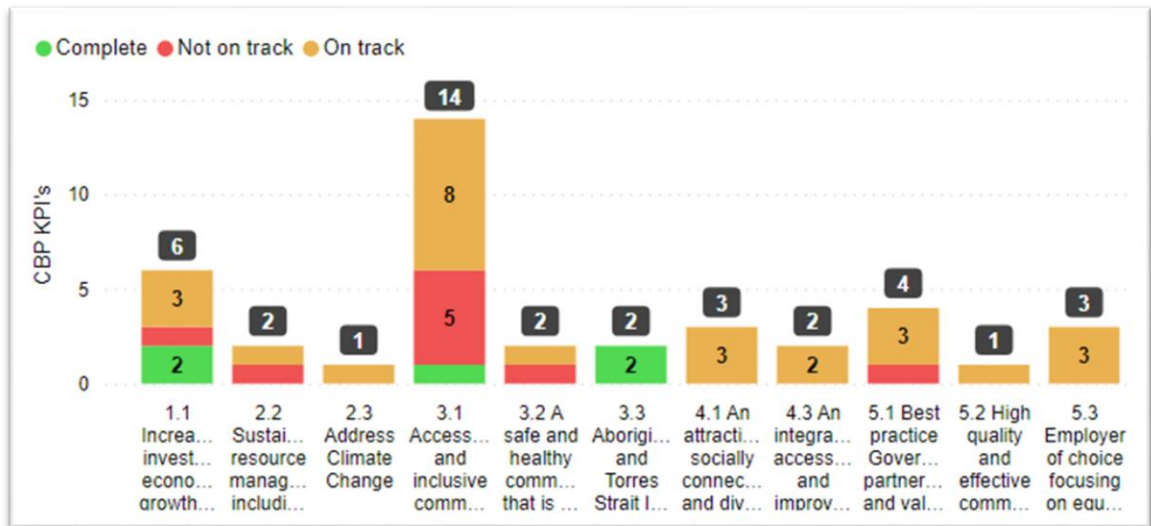


Figure 2: CBP Annual KPI Progress by Strategic Community Plan Outcome breakdown



In summary:

- The majority (65%) of KPIs are on track
- 22% of KPIs are not on track
- 13% of the KPIs are already complete for this financial year.

Key Takeaways

As we approach the end of the financial year Q3 reporting offers valuable insights into overall progress of FY24 CBP initiatives. With one quarter remaining, annual progress is coming into focus.

Adjustments made during the mid-year review have improved Q3 performance in relation to Q2 performance. 'Not On Track' items have reduced from 29% in Q2 to 22% in the Q3 update.

Most CBP KPIs are currently 'On Track', with an additional three (7%) KPIs completed since the last update. At Q3 the total completed KPIs is six (13%).

The Local Economy and Community Lifestyle and Security outcomes show the highest number of completed CBP KPIs.

Overall, the progress status of CBP KPIs in Q3 is more evenly distributed across all outcomes, with no major concerns identified. Due to the volume of projects within the community lifestyle and security outcome, it will require additional focus to ensure a strong finish for the financial year.

A more targeted approach to strategic corporate planning for FY25 is proposed to align projects with the five key strategic community outcomes.

Most mid-year amendments related to capital initiatives.

It is important to build the capital program at an appropriate scale to enable the City to fulfil its commitments.

Work is progressing to ensure more detailed and achievable commitments are recommended to Council for FY25.

Quarter 3 CBP KPI Milestone summary

This report section offers a detailed account of the status of Q3 milestones, including their current status categorised by the strategic community outcome. For a more granular breakdown, refer to Attachment 1.

Table 2: CBP Q3 Milestone Summary

CBP KPI's	COMPLETE		ON TRACK		INCOMPLETE		TOTAL
Q3 Milestones	27	68%	5	13%	8	20%	40

In summary:

- 68% of Q3 milestones are complete.
- 13% of CBP KPIs are on track or did not have a Q3 milestone
- 20% of Q3 milestones are incomplete.

Q3 progress is presented by Strategic Community Plan (SCP) outcome in Figure 2.

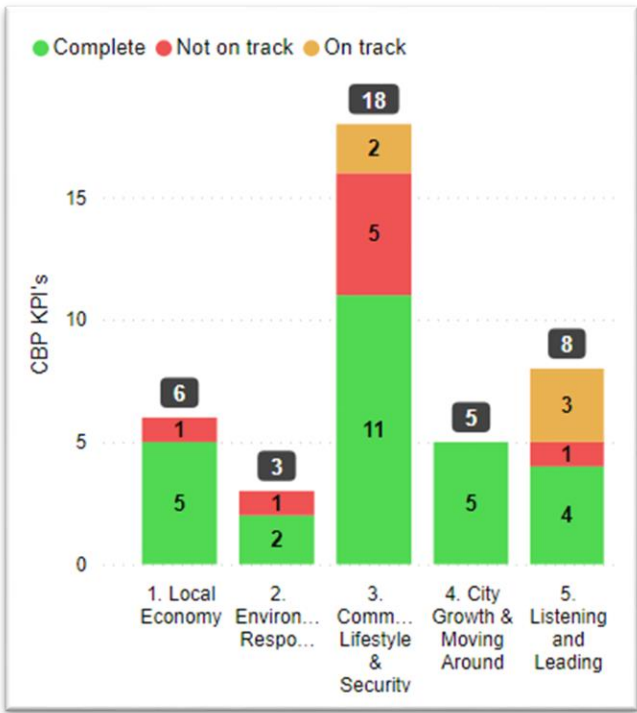


Figure 3: KPI Q3 Milestone progress by Strategic Community Outcome

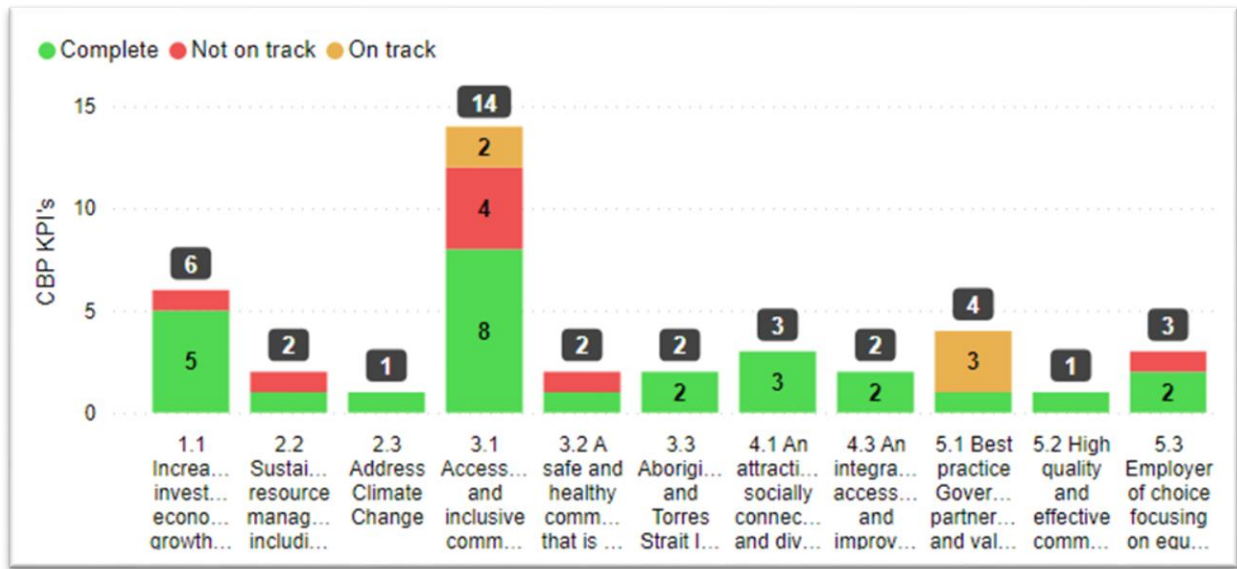


Figure 4: KPI Q3 Milestone progress by Strategic Community Outcome breakdown



Key Takeaways:

Q3 milestones have achieved the highest completion rate for this financial year. This success can be attributed in part to the adjustments made during the mid-year review.

City Growth and Moving Around outcome saw the completion of all its Q3 milestones. Local Economy, Environmental Responsibility, and Listening and Leading outcomes each completed all milestones bar one.

Community Lifestyle and Security outcome faced the highest number of incomplete milestones (5 or 28%), due to shifts in project delivery timeframes, construction delays, or adjustments in consultation schedules.

Overall, Q3 milestones paint a positive picture for the City's CBP KPI's. There is optimism that this momentum can be sustained into Q4, ensuring a strong finish to the financial year.

Complete detail of KPI and milestone progress is presented in Attachment 1 which is colour-coded to indicate the progress and status of the CBP KPIs:

- **Green** indicates the KPI is complete
- **Orange** indicates the KPI is on track
- **Red** indicates the KPI is not on track or incomplete.
- **Grey** indicates the KPI has been removed at the mid-year review.

Strategic Plans/Policy Implications

Listening and Leading

A community-focused, sustainable, accountable, and progressive organisation.

- Best practice Governance, partnerships and value for money.
- Employer of choice focusing on equity, innovation and technology.

Budget/Financial Implications

Nil

Legal Implications

Sections 5.38 and 5.39A (1) (b) of the *Local Government Act 1995* and Division 3 Schedule 2 of Regulation 18FA of the *Local Government (Administration) Regulations 1996* refer.

Community Consultation

N/A



Risk Management Implications

There is a “Low” level of “Compliance” risk associated with this item.

Advice to Proponent(s)/Submitters

N/A

Implications of Section 3.18(3) *Local Government Act 1995*

NIL



STRATEGIC OUTCOME	LINK TO STRATEGY (CBP)	KPI	OVERALL PROGRESS	EXECUTIVE (Accountable)	QUARTER 1 PROGRESS	QUARTER 2 PROGRESS	QUARTER 3 PROGRESS	QUARTER 3 MILESTONE	QUARTER 3 UPDATE
1. Local Economy	1.1.2a	Position Cockburn as a leader in the Blue Economy	Complete	Victoria Green	Complete	Complete	Complete		
1. Local Economy	1.1.2b	Develop Visitor Economy Approach	On Track	Victoria Green	Complete	Complete	Complete	Visitor Destination Planning commenced	Tender completed with final plan being developed
1. Local Economy	1.1.2c	Development of Investment attraction program and prospectus	On Track	Victoria Green	Complete	Complete	Complete	Development of investment attraction approach commenced	Pracsys report complete. Approach under development. First draft due by end of Q3.
1. Local Economy	1.1.2d	Cockburn Blue Innovation Hub - operationalising	Not On Track	Victoria Green	Incomplete	Incomplete	Incomplete	Expressions of Interest open	JTSI have advised they will not be providing funding for the Hub. Project now on hold.
1. Local Economy	1.1.2e	Development of the International Engagement program	On Track	Victoria Green	Complete	Complete	Complete	Ongoing international engagement	Progressing with relationship building. Report to come to OCM proposing updates to Economic Development Framework to include international engagement
1. Local Economy	1.1.2f	Development of Strategic partnership program	Complete	Victoria Green	Complete	Complete	Complete		Regular steering group meetings being held with Fremantle Football Club, Curtin University and Blue Economy. Actions being undertaken.
2. Environmental Responsibility	2.1.3a	Yandjet Park Improvements	Removed	Mike Foley (Acting Chief Operations)	Incomplete	Incomplete	Removed		
2. Environmental Responsibility	2.2.1a	EV chargers at all City infrastructure with Solar	On Track	Mike Foley (Acting Chief Operations)	Complete	Complete	Complete	Complete consulting / feasibility work	Consulting work / report was completed in Q2, all outstanding items closed out in Q3. Briefing to be prepared for Q4 delivery.
2. Environmental Responsibility	2.2.2a	Cockburn Resource Recovery Park Redevelopment Stage 2	Not On Track	Mike Foley (Acting Chief Operations)	Complete	On Track	Incomplete	Design Finalised	The business case is currently under review which will inform future development of the site.
2. Environmental Responsibility	2.3.1b	Implement Climate Change Strategy 2020-2030	On Track	Daniel Arndt	Complete	On Track	Complete	Mid-year progress updates provided.	Mid-year progress updates were provided where relevant.
3. Community, Lifestyle & Security	3.1.1b	Development of new Youth Plan	Not On Track	Anton Lees (Acting Chief Community Services)	Complete	Complete	Incomplete	Stakeholder engagement complete	Stakeholder engagement has commenced including Comment on Cockburn, Staff Workshop and consultation with the Youth Advisory Committee. Community engagement is anticipated to be complete in Q4. CBP item potential delay by one Qtr.
3. Community, Lifestyle & Security	3.1.2a	Development of new Arts and Culture Strategy	Not On Track	Anton Lees (Acting Chief Community Services)	Incomplete	Incomplete	Incomplete	Stakeholder engagement phase underway	Consultant to be appointed by 31st March, with stakeholder engagement commencing early April. Q4 milestone is the same as Q3 so performance will be back On Track.
3. Community, Lifestyle & Security	3.1.2b	Develop Public Art Masterplan	On Track	Anton Lees (Acting Chief Community Services)	Incomplete	Incomplete	Complete	Stakeholder engagement phase underway	Inaugural public art consultation is scheduled for 26 March 6-8pm, online engagement has commenced. Revised timelines are on track, but project still requires reforecasting.
3. Community, Lifestyle & Security	3.1.3a	Review Public Health Plan 2013-2018	Not On Track	Daniel Arndt	Incomplete	Incomplete	Incomplete	PHP Action Table to be updated to reflect new structure, operational outcomes and actions as described by Service Unit Managers.	The Chief Health Officer (WA) announced on 8 March 2024 that Part 5 of the Public Health Act will come into effect on 4 June 2024. This means that the Department of Health must publish a new State Public Health Plan by June 2025, and all local governments must prepare a Local Public Health Plan which aligns with the State Plan by June 2026. A report is listed for consideration at April 2024 OCM, seeking to close out the City's inaugural 2013 Public Health Plan.
3. Community, Lifestyle & Security	3.1.4a	Commence Malabar BMX Park Redevelopment	On Track	Mike Foley (Acting Chief Operations)	Incomplete	On Track	Complete	Construction Commenced	Construction has commenced.
3. Community, Lifestyle & Security	3.1.4b	Beale Park Redevelopment	Not On Track	Mike Foley (Acting Chief Operations)	Incomplete	On Track	On Track		Investigations ongoing
3. Community, Lifestyle & Security	3.1.4d	Wally Hagan Recreation Centre Redevelopment business case	On Track	Anton Lees (Acting Chief Community Services)	Incomplete	Incomplete	Complete	Initial stakeholder engagement, concept design and feasibility	Needs assessment and site assessment complete, concept design and feasibility ongoing.
3. Community, Lifestyle & Security	3.1.4e	Cockburn ARC – Health and Fitness Expansion (Commence works)	Complete	Mike Foley (Acting Chief Operations)	Incomplete	Incomplete	Complete	Construction Commenced	Construction commenced in March 2024
3. Community, Lifestyle & Security	3.1.4f	Coogee Golf Course Review	On Track	Anton Lees (Acting Chief Community Services)	On Track	On Track	Complete	Flora and Fauna Study complete. Continue Aboriginal and Historic Heritage due diligence.	Flora and Fauna Studies complete. Continuing Aboriginal and Historic Heritage due diligence.

3. Community, Lifestyle & Security	3.1.4g	Beellar Reserve Redevelopment	On Track	Anton Lees (Acting Chief Community Services)	Incomplete	Incomplete	Complete	Continue Needs Assessment and Feasibility Study.	Continue Needs Assessment and Feasibility Study.
3. Community, Lifestyle & Security	3.1.4h	Tempest Park Redevelopment	On Track	Anton Lees (Acting Chief Community Services)	Incomplete	Incomplete	Complete	Continue Needs Assessment and Feasibility Study.	Continuing Needs Assessment and Feasibility Study.
3. Community, Lifestyle & Security	3.1.4i	Santich Park – Upgrade	On Track	Mike Foley (Acting Chief Operations)	Complete	Incomplete	Incomplete	Market Engagement (Tender) and Award	Milestone partially achieved - Market engagement has concluded and tenders are being evaluated. Expect Tender award and commence construction in Q4.
3. Community, Lifestyle & Security	3.1.4k	Review the Community, Sport & Recreation Facilities Plan 2018-2033	Not On Track	Anton Lees (Acting Chief Community Services)	Incomplete	Incomplete	On Track		On hold due to Long-Term Financial Plan and pending EMSBF presentation (scheduled for May EMSBF)
3. Community, Lifestyle & Security	3.1.4m	Commence Omeo Public Amenities & Shelters Development	Not On Track	Mike Foley (Acting Chief Operations)	Complete	Complete	Incomplete	Market Engagement (Tender) and Award	Milestone partially achieved. Market engagement commenced in Feb 2024. Expect Award in Q4.
3. Community, Lifestyle & Security	3.1.4n	Development of new Age-friendly Plan	On Track	Anton Lees (Acting Chief Community Services)	Complete	Incomplete	Complete	Review engagement requirements	Engagement requirements reviewed, including meetings with other Lg's, LGPRO, International Federation of Ageing and State Government.
3. Community, Lifestyle & Security	3.2.1b	Development of the Bushfire Risk Management Plan	On Track	Anton Lees (Acting Chief Community Services)	Complete	Complete	Complete	Bushfire Risk Management Plan submitted to the Office of Bushfire Risk Management (DFES)	The plan was endorsed at the 9th of November 2023 OCM and was endorsed by DFES in February.
3. Community, Lifestyle & Security	3.3.1a	Aboriginal Cultural and Visitors Centre Development	Complete	Mike Foley (Acting Chief Operations)	Incomplete	On Track	Complete	EMSBF presentation (pending ARG meeting end Jan)	ARG Meeting and EMSBF presentation have occurred. Project referred to Strategic workshop that occurred in early March 2024. Elected Members to consider project in FY25 Budget.
3. Community, Lifestyle & Security	3.3.1b	Review the Reconciliation Action Plan 2018-2021	Complete	Anton Lees (Acting Chief Community Services)	Incomplete	Complete	Complete		
4. City Growth & Moving Around	4.1.1b	Local Planning Scheme Review (Commence Preparation)	On Track	Daniel Arndt	Complete	Complete	Complete	Local Planning Scheme drafting and testing complete	Drafting and testing well advanced - targeting OCM early 2024 (ahead of schedule) - January 2024 Drafting and testing complete - listed for consideration April 2024 OCM
4. City Growth & Moving Around	4.1.1c	Preparation of Coogee Beach Masterplan	On Track	Daniel Arndt	Complete	Incomplete	Complete	Community engagement plan submitted for consideration (internal process)	Contractor appointed December 2023 following delays in procurement process and market conditions - focus needs revision to first contract milestone (development of community engagement plan) scheduled consult window is end of summer which will provide input to options - January 2024 Community engagement plan has been approved in January 2024. First round of engagement currently underway - March 2024
4. City Growth & Moving Around	4.1.2c	Civic Facilities Planning	On Track	Mike Foley (Acting Chief Operations)	Complete	Complete	Complete	Commencement of Feasibility	Second phase of reporting (feasibility / business case) based on land options, has commenced.
4. City Growth & Moving Around	4.3.1a	Review and update the City's District Traffic Study 2018	On Track	Daniel Arndt	Complete	Incomplete	Complete	Draft District Traffic Study received from consultant for internal review	Final draft due from consultant mid Jan - following delay caused by caretaker period - could not schedule EM workshop till after. Assuming a thorough review in the interim before listing for OCM - January 2024 Thorough internal review underway, late comments/inputs now received from PTA regarding their network needs. Still targeting first half 2024 for OCM - March 2024
4. City Growth & Moving Around	4.3.2c	Phoenix & Rockingham Rd Roundabout (Commence works)	On Track	Mike Foley (Acting Chief Operations)	Complete	Incomplete	Complete	Detailed Design	The detailed design of Phoenix and Rockingham Road intersection is progressing
5. Listening and Leading	5.1.1e	Local Law review	On Track	Emma Milne	Incomplete	Complete	Complete	commencement of consolidated local law review	Consolidated local law commenced.
5. Listening and Leading	5.1.1f	Risk maturity improvement program delivery	Not On Track	Emma Milne	Complete	On Track	On Track		KPI is at risk due to delays in scheduling the ExCo and Elected Member workshops. Council input for Strategic Risks and setting of Risk Appetite is critical to progress elements of the Risk Improvement Plan.
5. Listening and Leading	5.1.3a	Major Strategic Review Program - CBP, SCP, LTFP, WFP (Commence program)	On Track	Emma Milne	Complete	Complete	On Track		

5. Listening and Leading	5.1.3b	Develop approaches for the implementation of changes to the Integrated Planning and Reporting Framework as part of Local Government Reform	On Track	Emma Milne	Complete	On Track	On Track		All actionable changes due to the Reforms of the Local Government Act 1996 and subsequent Local Government Regulations Amendments are in place.
5. Listening and Leading	5.2.1a	Implementation of Customer Experience Improvement Program	On Track	Victoria Green	Complete	Complete	Complete		New Contact Centre phone software - preferred option selected. Notetaking in Customer Experience to support improvements in progress.
5. Listening and Leading	5.3.1a	WHS compliance program	On Track	Chantelle Hanrahan	Complete	Complete	Complete	Implementation of actions resulting from WHS audit planned for Q3	All actions have been delivered in line with schedule and budget
5. Listening and Leading	5.3.1b	SaaS migration to the cloud	On Track	Nelson Mauricio	Incomplete	Complete	Complete	Testing environment developed Integration Proof of Concept completed Communications Plan prepared	Test data uploaded to SaaS environment, Initial testing and development environment created. Communications Plan prepared, awaiting SteerCo endorsement. Integration Proof of Concept still in early stage of development.
5. Listening and Leading	5.3.3e	IT Personnel Hardware Refresh (previously called Staff Mobility Enablement (Zero Client Desktop Replacement).)	On Track	Nelson Mauricio	On Track	Complete	Incomplete	Procurement plan and sourcing commenced.	Procurement plan completed and market engagement to occur in April. Roll out of new IT hardware to staff will commence before end of Q4.

16. Committee Minutes

16.1 Governance Committee Meeting – 16/04/2024

(2024/MINUTE NO 0094) Council Decision

MOVED Cr T Widenbar SECONDED Cr T Dewan

That Council:

- (1) RECEIVES the Minutes of the 16 April 2024 Governance Committee Meeting.

CARRIED 10/0

16.2 Organisational Performance Committee Meeting – 16/04/2024

(2024/MINUTE NO 0095) Council Decision

MOVED Cr T Widenbar SECONDED Cr T Dewan

That Council:

- (1) RECEIVES the Minutes of the 16 April 2024 Organisational Performance Committee Meeting.

CARRIED 10/0



17. Motions of Which Previous Notice Has Been Given

Nil

18. Notices Of Motion Given At The Meeting For Consideration At Next Meeting

Nil

19. New Business of an Urgent Nature Introduced by Members or Officers

Nil

20. Matters to be Noted for Investigation, Without Debate

Nil



(2024/MINUTE NO 0097) Meeting to Proceed Behind Closed Doors

Council Decision

MOVED Deputy Mayor C Stone SECONDED Cr M Separovich

That, pursuant to Section 5.23(2)(a) of the *Local Government Act 1995*, the Council Meeting proceeds behind closed doors to consider Confidential Item 21.1, the time being 8.11pm.

CARRIED 9/1

For: Mayor L Howlett, Deputy Mayor C Stone, Cr P Eva, Cr T Widenbar, Cr T Dewan, Cr C Reeve-Fowkes, Cr C Zhang, Cr K Allen, Cr M Separovich

Against: Cr P Corke

8.20pm Cr Eva departed the meeting and returned at 8.23pm.

8.27pm The Manager Legal and Compliance departed the meeting and returned at 8.30pm.

21. (2024/MINUTE NO 0098) Confidential Business

21.1 CoSafe Service Review

This report and its attachments are **CONFIDENTIAL** in accordance with Section 5.23(2) (a) of the *Local Government Act 1995*, which permits the meeting to be closed to the public for business relating to the following:

(a) *a matter affecting an employee or employees.*

Council Decision

MOVED Cr T Dewan SECONDED Deputy Mayor C Stone

That Council ADOPTS the actions agreed as specified in the Confidential Resolution/s made behind closed doors.

CARRIED 8/2

For: Mayor L Howlett, Deputy Mayor C Stone, Cr P Eva, Cr T Widenbar, Cr C Reeve-Fowkes, Cr C Zhang, Cr P Corke, Cr M Separovich

Against: Cr T Dewan and Cr K Allen

(2024/MINUTE NO 0099) Reopen Meeting to Public

Council Decision

MOVED Cr M Separovich SECONDED Cr T Dewan

That Meeting be reopened to the public, the time being 8.31pm.

CARRIED 9/1

For: Mayor L Howlett, Deputy Mayor C Stone, Cr T Widenbar, Cr T Dewan, Cr C Reeve-Fowkes, Cr C Zhang, Cr K Allen, Cr P Corke and Cr M Separovich

Against: Cr P Eva



Type of Interest	Nature of Interest
Mr Daniel Simms submitted a Impartiality Interest, pursuant to Section 5.71A(1) of the <i>Local Government Act 1995</i> for Item 21.2.	This matter relates to the employment contract Mr Simms holds with the City of Cockburn and the KPIs linked to the contract.

21.2 (2024/MINUTE NO 0100) Organisational Performance Committee Meeting – 16 Apr 2024

CEO Key Performance Indicators (KPI) Update

This report and its attachments are **CONFIDENTIAL** in accordance with Section 5.23(2) (a) of the *Local Government Act 1995*, which permits the meeting to be closed to the public for business relating to the following:

(a) a matter affecting an employee or employees.

Council Decision

MOVED Cr T Widenbar SECONDED Cr T Dewan
That Council:

- (1) ADOPTS the actions agreed as specified in the Confidential Resolution.
- CARRIED 10/0**

22. (2024/MINUTE NO 0101) Resolution of Compliance

Council Decision

MOVED Cr T Dewan SECONDED Cr M Separovich
That Council is satisfied that resolutions carried at this Meeting and applicable to items concerning Council provided services and facilities, are:-

- (1) integrated and co-ordinated, so far as practicable, with any provided by the Commonwealth, the State or any public body;
- (2) not duplicated, to an extent Council considers inappropriate, services or facilities as provided by the Commonwealth, the State or any other body or person, whether public or private; and
- (3) managed efficiently and effectively.

CARRIED 10/0

23. Closure of Meeting

There being no further business, the Presiding Member closed the meeting at 8.32pm.

