



City of Cockburn
Ordinary Council Meeting
Agenda Paper

For Thursday, 14 May 2020



City of Cockburn
PO Box 1215, Bibra Lake
Western Australia 6965

Cnr Rockingham Road and
Coleville Crescent, Spearwood

Telephone: (08) 9411 3444
Facsimile: (08) 9411 3333

NOTICE OF MEETING

Pursuant to Clause 2.4 of Council's Standing Orders, an Ordinary Meeting of Council has been called for Thursday 14 May 2020. The meeting is to be conducted by Electronic Video Conference Format and is open to the public through live streaming.

The Agenda will be made available on the City's website on the Friday prior to the Council Meeting.

A handwritten signature in black ink, appearing to read 'Daniel Arndt', is positioned above the printed name and title.

Daniel Arndt
ACTING CHIEF EXECUTIVE OFFICER

CITY OF COCKBURN

SUMMARY OF AGENDA TO BE PRESENTED TO THE ORDINARY COUNCIL MEETING TO BE HELD ON THURSDAY, 14 MAY 2020 AT 7.00 PM

	Page
1. DECLARATION OF MEETING	5
2. APPOINTMENT OF PRESIDING MEMBER (IF REQUIRED).....	5
3. DISCLAIMER (TO BE READ ALOUD BY PRESIDING MEMBER)	5
4. ACKNOWLEDGEMENT OF RECEIPT OF WRITTEN DECLARATIONS OF FINANCIAL INTERESTS AND CONFLICT OF INTEREST (BY PRESIDING MEMBER)	5
5. APOLOGIES & LEAVE OF ABSENCE	5
6. WRITTEN REQUESTS FOR LEAVE OF ABSENCE	5
7. RESPONSE TO PREVIOUS PUBLIC QUESTIONS TAKEN ON NOTICE	5
8. PUBLIC QUESTION TIME	5
9. CONFIRMATION OF MINUTES	6
9.1 MINUTES OF THE ORDINARY COUNCIL MEETING - 9/4/2020	6
9.2 MINUTES OF THE SPECIAL COUNCIL MEETING - 16/4/2020.....	6
10. DEPUTATIONS	6
11. BUSINESS LEFT OVER FROM PREVIOUS MEETING (IF ADJOURNED).....	6
12. DECLARATION BY MEMBERS WHO HAVE NOT GIVEN DUE CONSIDERATION TO MATTERS CONTAINED IN THE BUSINESS PAPER PRESENTED BEFORE THE MEETING	6
13. COUNCIL MATTERS	7
13.1 CHIEF EXECUTIVE OFFICER'S PERFORMANCE & SENIOR STAFF KEY PROJECTS APPRAISAL COMMITTEE - NOMINATIONS	7
13.2 MINUTES OF GRANTS AND DONATIONS COMMITTEE MEETING - 21 APRIL 2020	11
14. PLANNING & DEVELOPMENT DIVISION ISSUES.....	68
15. FINANCE & CORPORATE SERVICES DIVISION ISSUES.....	69
15.1 PAYMENTS MADE FROM MUNICIPAL AND TRUST FUND - MARCH 2020	69
15.2 STATEMENT OF FINANCIAL ACTIVITY AND ASSOCIATED REPORTS - MARCH 2020	87
16. ENGINEERING & WORKS DIVISION ISSUES	111
17. COMMUNITY SERVICES DIVISION ISSUES	112
17.1 NATIONAL REDRESS SCHEME - PARTICIPATION OF WA LOCAL GOVERNMENTS	112
17.2 COVID-19 COMMUNITY FUNDING	141

17.3	MULTIPLE DOG APPLICATION - 6 WALBA PLACE COOGEE	170
18.	EXECUTIVE DIVISION ISSUES.....	178
18.1	DRAFT STRATEGIC COMMUNITY PLAN 2020-2030	178
18.2	MINUTES OF CHIEF EXECUTIVE OFFICER PERFORMANCE AND SENIOR STAFF KEY PROJECTS APPRAISAL COMMITTEE MEETING - 28 APRIL 2020.....	211
19.	MOTIONS OF WHICH PREVIOUS NOTICE HAS BEEN GIVEN	213
19.1	PROPOSED AMENDMENT TO POLICY 'COMMUNITY ENGAGEMENT'	213
19.2	WALGA FORUM - ENVIRONMENTAL VANDALISM AND ANTI- SOCIAL BEHAVIOUR - REGIONAL PARKS	221
20.	NOTICES OF MOTION GIVEN AT THE MEETING FOR CONSIDERATION AT NEXT MEETING	224
21.	NEW BUSINESS OF AN URGENT NATURE INTRODUCED BY MEMBERS OR OFFICERS.....	224
22.	MATTERS TO BE NOTED FOR INVESTIGATION, WITHOUT DEBATE	225
22.1	FEASIBILITY - INSTALLATION OF A SOUND BARRIER WALL ON THE EASTERN SIDE OF KAREL AVENUE BETWEEN DIMOND COURT AND THE ROE HIGHWAY RESERVE	225
22.2	USE AND EXPANSION OF CLOSED CIRCUIT TELEVISION (CCTV) WITHIN THE CITY OF COCKBURN	249
23.	CONFIDENTIAL BUSINESS	258
24.	RESOLUTION OF COMPLIANCE	258
25.	CLOSURE OF MEETING	258

CITY OF COCKBURN
AGENDA TO BE PRESENTED TO THE
ORDINARY COUNCIL MEETING
TO BE HELD THURSDAY, 14 MAY 2020 AT 7.00 PM

- 1. DECLARATION OF MEETING**
- 2. APPOINTMENT OF PRESIDING MEMBER (IF REQUIRED)**
- 3. DISCLAIMER (TO BE READ ALOUD BY PRESIDING MEMBER)**

Members of the public, who attend Council Meetings, should not act immediately on anything they hear at the Meetings, without first seeking clarification of Council's position. Persons are advised to wait for written advice from the Council prior to taking action on any matter that they may have before Council.
- 4. ACKNOWLEDGEMENT OF RECEIPT OF WRITTEN DECLARATIONS OF FINANCIAL INTERESTS AND CONFLICT OF INTEREST (BY PRESIDING MEMBER)**
- 5. APOLOGIES AND LEAVE OF ABSENCE**
- 6. WRITTEN REQUESTS FOR LEAVE OF ABSENCE**

Nil
- 7. RESPONSE TO PREVIOUS PUBLIC QUESTIONS TAKEN ON NOTICE**

Nil
- 8. PUBLIC QUESTION TIME**

9. CONFIRMATION OF MINUTES

9.1 MINUTES OF THE ORDINARY COUNCIL MEETING - 9/4/2020

RECOMMENDATION

That Council confirms the Minutes of the Ordinary Council Meeting held on Thursday, 9 April 2020 as a true and accurate record.

9.2 MINUTES OF THE SPECIAL COUNCIL MEETING - 16/4/2020

RECOMMENDATION

That Council confirms the Minutes of the Special Council Meeting held on Thursday, 16 April 2020 as a true and accurate record.

10. DEPUTATIONS

11. BUSINESS LEFT OVER FROM PREVIOUS MEETING (IF ADJOURNED)

Nil

12. DECLARATION BY MEMBERS WHO HAVE NOT GIVEN DUE CONSIDERATION TO MATTERS CONTAINED IN THE BUSINESS PAPER PRESENTED BEFORE THE MEETING

13. COUNCIL MATTERS

13.1 CHIEF EXECUTIVE OFFICER'S PERFORMANCE AND SENIOR STAFF KEY PROJECTS APPRAISAL COMMITTEE - NOMINATIONS

Author(s) D Green

Attachments 1. Application from Councillors [↓](#)

RECOMMENDATION

That Council, pursuant to Section 5.10(1)(a) of the *Local Government Act 1995*, appoints Deputy L Kirkwood, Cr L Smith and Cr P Corke to the Chief Executive Officer's Performance and Senior Staff Key Projects Appraisal Committee.

TO BE CARRIED BY AN ABSOLUTE MAJORITY OF COUNCIL

Background

By emails received on 17 and 21 April 2020, nominations were received from Cr Kirkwood, Cr Smith and Cr Corke requesting to be appointed to the CEO Performance and Senior Staff Key Projects Appraisal Committee.

Submission

N/A

Report

Council is able to appoint as many Elected Members to a Standing Committee as it wishes to, with a minimum of three (3) members required.

Should Council formally appoint three additional members to this Committee, it will be necessary for a minimum of five (5) members to be present at a meeting of the Committee for a quorum to be constituted and the meeting proceeded with.

Strategic Plans/Policy Implications

Leading and Listening

Deliver sustainable governance through transparent and robust policy and processes.

Budget/Financial Implications

N/A

Legal Implications

Sections 5.10 and 5.19 of the *Local Government Act 1995* refer.

Community Consultation

N/A

Risk Management Implications

There is a “Low” level of “Compliance” risk associated with this item.

Advice to Proponent(s)/Submitters

N/A

Implications of Section 3.18(3) *Local Government Act, 1995*

Nil

Don Green

From: Cr Phoebe Corke
Sent: Tuesday, 21 April 2020 9:38 AM
To: Stuart Downing
Cc: Don Green; 15 Elected Members DL
Subject: Re: Confidential - CEO employment

Good morning Stuart

I would also like to request to nominate for the CEO Performance Review Committee please.

Thank you.

Best, Phoebe

On 21 Apr 2020, at 9:04 am, Stuart Downing <sdowning@cockburn.wa.gov.au> wrote:

Hi Lara

Thanks for the email.

Don Green will prepare a report for the May 2020 OCM for you to nominate for the CEO Performance Review Committee.

I am preparing a report including timeline and process for the recruitment of a new CEO and this will be presented to the next CEO Performance Review Committee scheduled for 28 April 2020 at 6pm.

Regards

Stuart

<image001.png>

<image002.png>

<image003.png>

Stuart Downing

Acting Chief Executive Officer

P 08 9411 3444

E sdowning@cockburn.wa.gov.au

Cockburn Nyungar moort Beeliar boodja-k kaadadjiny. Koora, yeyi, benang baalap nidja boodja-k kaaradjiny. Cockburn acknowledges the Nyungar people of Beeliar boodja. Long ago, now and in the future they care for country.

From: Deputy Mayor Lara Kirkwood

Sent: Friday, 17 April 2020 10:45 AM

To: Stuart Downing; Don Green

Cc: 15 Elected Members DL

Subject: Confidential - CEO employment

Hi Stuart and Don

Could you please advise the timeline and process of recruiting a new CEO?
 It would be beneficial to get this process started as soon as possible.

I would also like to request to be a part of the CEO performance review committee. There may be other EM's who wish to join the committee.

Kind Regards

Don Green

From: Cr Lee - Anne Smith
Sent: Friday, 17 April 2020 10:46 AM
To: Deputy Mayor Lara Kirkwood
Cc: Stuart Downing; Don Green; 15 Elected Members DL
Subject: Re: Confidential - CEO employment

I second this email and would like to re-nominate for the CEO Performance Review Committee.

Kind Regards

Lee-Anne



Cr Lee - Anne Smith OAM
 Councillor - East Ward |
 9 Coleville Crescent, Spearwood WA 6163
 PO Box 1215, Bibra Lake DC WA 6965
M 0497 953 153

E lsmith@cockburn.wa.gov.au



Please note that this correspondence is a personal message from your Councillor and does not necessarily represent the position of the City of Cockburn.

On 17 Apr 2020, at 10:45 am, Deputy Mayor Lara Kirkwood <lkirkwood@cockburn.wa.gov.au> wrote:

Hi Stuart and Don

Could you please advise the timeline and process of recruiting a new CEO?
 It would be beneficial to get this process started as soon as possible.

I would also like to request to be a part of the CEO performance review committee. There may be other EM's who wish to join the committee.

Kind Regards
 Lara

<image5ae92f.PNG>

<image5a577d.PNG>

<imagee9c316.PNG>

Deputy Mayor Lara Kirkwood
 Deputy Mayor
 9 Coleville Crescent, Spearwood WA 6163
 PO Box 1215, Bibra Lake DC WA 6965
M 0449 229 792
E lkirkwood@cockburn.wa.gov.au

<image5bcdba.JPG>

<imagec61748.PNG>

<image494f67.PNG>

<image917851.PNG>

<image5717ef.PNG>

13.2 MINUTES OF GRANTS AND DONATIONS COMMITTEE MEETING - 21 APRIL 2020

Author(s) K Jamieson

Attachments

1. Minutes of Grants and Donations Committee Meeting - 21 April 2020 [↓](#)
2. Grants, Donations, Sponsorship Committee Recommended Allocations Budget 2019/2020 [↓](#)

RECOMMENDATION

That Council receives the Minutes of the Grants and Donations Committee Meeting held on Tuesday, 21 April 2020 and adopts the recommendations contained therein and the revised grants, donations and sponsorship allocations for 2019/2020 as attached to the Agenda.

Background

The Grants and Donations Committee conducted a meeting on 21 April 2020. The Minutes of the meeting are required to be presented.

Submission

N/A

Report

The Committee recommendations are now presented for consideration by Council and if accepted, are endorsed as the decisions of Council. Any Elected Member may withdraw any item from the Committee meeting for discussion and propose an alternative recommendation for Council's consideration. Any such items will be dealt with separately, as provided for in Council's Standing Orders.

Council approved a budget for Grants and Donations for 2019/2020 of \$1,450,000 to be distributed as grants, donations, sponsorship and subsidies. The Grants and Donations Committee is empowered to recommend to Council how these funds should be distributed.

At its meeting of 16 July 2019, the Committee recommended a range of allocations of grants, donations and sponsorship, which were duly adopted by Council on 8 August 2019.

Following the September 2019 round of grants, donations and sponsorship funding opportunities, the Committee, at its meeting of 31 October 2019, recommended a revised range of allocations which were duly adopted by Council on 14 November 2019.

The March 2020 round of grants, donations and sponsorship funding opportunities has now closed and the Committee, at its meeting of 21 April 2020, considered revised allocations for the grants and donations budget, as well as the following applications for donations and sponsorship.

The donations recommended to Council are as follows:

The Hub 6163	\$4,900
Atwell Toy Library	\$1,405
K9 Dog Rescue	\$8,000
Second Harvest Australia	\$20,000
Hamilton Hill YouthCARE Council (Chaplaincy)	\$12,000
Pets of Older Persons (POOPS) WA	\$3,500
Black Swan Health	\$20,000
Imagined Futures (formerly South West Metropolitan Partnership Forum)	\$15,000
Connecting Community for Kids	\$15,000
South Lake Ottey Family & Neighbourhood Centre	\$13,000

The sponsorships recommended by the Committee are as follows:

CrossFit ChasingBetter	\$3,000
Curtin University	\$6,500
Business Foundations	\$15,000

Evaluation of Cockburn Creates

The Committee also received the evaluation report of the Cockburn Creates Participatory Funding Program and recommended not to continue with the program for the 2020/2021 financial year.

COVID-19 Community Funding

Following the Committee's recommended changes to the allocations, there is a remaining allocation of \$160,558, which the Committee recommended to be designated as special purpose COVID-19 community funding, and is described in a separate agenda item.

Strategic Plans/Policy Implications

Community, Lifestyle and Security

Provide residents with a range of high quality accessible programs and services.

Economic, Social and Environmental Responsibility

Create opportunities for community, business and industry to establish and thrive.

Leading and Listening

Deliver sustainable governance through transparent and robust policy and processes.

Budget/Financial Implications

Council approved a budget for Grants and Donations for 2019/2020 of \$1,450,000. Following is a summary of the proposed grants, donations and sponsorship allocations.

Summary of Proposed Allocations

Committed/Contractual Donations	\$ 440,767
Donations	\$ 230,930
Sponsorship	\$ 95,500
Specific Grant Programs	\$ 682,803
Total	\$1,450,000

Total Funds Available	\$1,450,000
Less Total of Proposed Allocations	\$1,450,000
Balance	\$ 0

Legal Implications

N/A

Community Consultation

In the lead up to the March 2020 round, grants, donations and sponsorship funding opportunities were promoted through the local media and Council networks. The promotional campaign has comprised:

- Three advertisements in the Cockburn Gazette on 20 February, 5 March, and 19 March 2020.
- City of Cockburn facebook promotional posts and feature stories on 17 February and 3 March 2020.
- Advertisement and article featuring a previous Community Grant recipient in the February 2020 edition of the Cockburn Soundings.
- Media Release issued 17 February 2020.
- Article in Cockburn Gazette on 5 March 2020.

- Promotion to community groups through the Community Development Service Unit email networks, contacts and community group meetings.
- Additional advertising through Community Development promotional channels.
- Community Development Calendar distributed to all NFP groups in Cockburn.
- Information available on the City of Cockburn website.
- Email banner on outgoing City of Cockburn emails from 9 March 2020.
- Reminder email sent to previous and regular applicants, and people who made enquiries during the application period.

Risk Management Implications

The Council allocates a significant amount of money to support individuals and groups through a range of funding programs. There are clear guidelines and criteria established to ensure that Council's intent for the allocation of funds are met. To ensure the integrity of the process there is an acquittal process for individuals and groups to ensure funds are used for the purpose they have been allocated.

The reputation of the City of Cockburn could be seriously compromised should funds allocated to individuals or groups who did not meet the criteria and guidelines and or did not use the funds for the purposes they were provided. Adherence to these requirements is essential.

Advice to Proponent(s)/Submitters

Applicants have been advised that this matter is to be considered at the 14 May 2020 Ordinary Council Meeting.

Implications of Section 3.18(3) *Local Government Act 1995*

Nil



City of Cockburn Grants & Donations Committee **Minutes**

For Tuesday, 21 April 2020

These Minutes are subject to confirmation

Presiding Member's signature


Date:

GAD 21/04/2020

CITY OF COCKBURN

SUMMARY OF MINUTES OF THE GRANTS & DONATIONS COMMITTEE MEETING HELD ON TUESDAY, 21 APRIL 2020 AT 6:00 PM

	Page
1. DECLARATION OF MEETING	3
2. APPOINTMENT OF PRESIDING MEMBER (IF REQUIRED).....	3
3. ACKNOWLEDGEMENT OF RECEIPT OF WRITTEN DECLARATIONS OF FINANCIAL INTERESTS AND CONFLICT OF INTEREST (BY PRESIDING MEMBER)	3
4. APOLOGIES & LEAVE OF ABSENCE	4
5. CONFIRMATION OF MINUTES	4
5.1 (2020/MINUTE NO 0001) MINUTES OF THE GRANTS & DONATIONS COMMITTEE MEETING - 31/10/2019	4
6. DEPUTATIONS	4
7. BUSINESS LEFT OVER FROM PREVIOUS MEETING (IF ADJOURNED).....	4
8. DECLARATION BY MEMBERS WHO HAVE NOT GIVEN DUE CONSIDERATION TO MATTERS CONTAINED IN THE BUSINESS PAPER PRESENTED BEFORE THE MEETING	4
9. COUNCIL MATTERS	5
9.1 (2020/MINUTE NO 0002) GRANTS AND DONATIONS COMMITTEE RECOMMENDED ALLOCATIONS 2019/20	5
9.2 (2020/MINUTE NO 0003) EVALUATION OF COCKBURN CREATES	37
10. NEW BUSINESS OF AN URGENT NATURE INTRODUCED BY MEMBERS OR OFFICERS.....	50
11. MATTERS TO BE NOTED FOR INVESTIGATION, WITHOUT DEBATE	50
12. CLOSURE OF MEETING	50



GAD 21/04/2020

CITY OF COCKBURN**MINUTES OF GRANTS & DONATIONS COMMITTEE
HELD ON TUESDAY, 21 APRIL 2020 AT 6:00 PM****PRESENT:****ELECTED MEMBERS**

Mr L Howlett	-	Mayor (Presiding Member)
Ms L Smith	-	Councillor
Ms P Corke	-	Councillor
Mr P Eva	-	Councillor

IN ATTENDANCE

Ms K Jamieson	-	Manager Community Development
Ms M Bolland	-	Grants and Research Coordinator
Ms B Miller	-	Grants and Research Officer
Mrs B Pinto	-	Governance and Risk Officer

1. DECLARATION OF MEETING

The Presiding Member declared the meeting open at 6.00pm.

“Kaya, Wanju Wadjuk Budjar” which means “Hello, Welcome to Wadjuk Land”


The Presiding Member acknowledged the Nyungar People who are the traditional custodians of the land on which the meeting is being held and pay respect to the Elders of the Nyungar Nation, both past and present and extend that respect to Indigenous Australians who are with us tonight.

2. APPOINTMENT OF PRESIDING MEMBER (IF REQUIRED)

Nil

**3. ACKNOWLEDGEMENT OF RECEIPT OF WRITTEN
DECLARATIONS OF FINANCIAL INTERESTS AND CONFLICT
OF INTEREST (BY PRESIDING MEMBER)**

Councillor Phoebe Corke - Impartiality Interest Item 9.1



3 of 50

GAD 21/04/2020

4. APOLOGIES & LEAVE OF ABSENCE

Nil

5. CONFIRMATION OF MINUTES

5.1 (2020/MINUTE NO 0001) MINUTES OF THE GRANTS & DONATIONS COMMITTEE MEETING - 31/10/2019

RECOMMENDATION

That Committee confirms the Minutes of the Grants & Donations Committee Meeting held on Thursday, 31 October 2019 as a true and accurate record.

COMMITTEE RECOMMENDATION

MOVED Cr P Corke SECONDED Cr P Eva

That the recommendation be adopted.

CARRIED 4/0

6. DEPUTATIONS

Nil


7. BUSINESS LEFT OVER FROM PREVIOUS MEETING (IF ADJOURNED)

Nil

8. DECLARATION BY MEMBERS WHO HAVE NOT GIVEN DUE CONSIDERATION TO MATTERS CONTAINED IN THE BUSINESS PAPER PRESENTED BEFORE THE MEETING

Nil

4 of 50



Item 9.1

GAD 21/04/2020

9. COUNCIL MATTERS**DECLARATION OF INTEREST**

The Presiding Member advised the meeting he had received a Declaration of Impartiality Interest from Councillor Phoebe Corke in relation to Item 9.1 pursuant to Regulation 11(2) and (5) of the *Local Government Act (Rules of Conduct) Regulation 2007*. The nature of the interest being that Councillor Corke is the Chair of the Hamilton Hill Community Group and wrote a letter of support for The Hub 6163 donation application.

9.1 (2020/MINUTE NO 0002) GRANTS AND DONATIONS COMMITTEE RECOMMENDED ALLOCATIONS 2019/20**Author(s)** K Jamieson**Attachments** 1. Grants, Donations, Sponsorship Recommended Allocations Budget 2019/20 [u](#)**RECOMMENDATION**

That Council adopts the revised grants, donations and sponsorship allocations for 2019/20 as attached to the agenda.

COMMITTEE RECOMMENDATION

MOVED Cr P Corke SECONDED Cr L Smith

That the recommendation be adopted subject to increasing the recommended donation to K9 Dog Rescue from \$5,000 to \$8,000.


CARRIED 4/0**Reason for Decision**

The Committee believes K9 Dog Rescue to be a worthy organisation in need of additional funding to improve their kennels and the City has the capacity to donate more than the City of Mandurah currently contributes.

Background

Council approved a budget for Grants and Donations for 2019/20 of \$1,450,000. The Grants and Donations Committee is empowered to recommend to Council how these funds are to be distributed.

At its meeting of 16 July 2019, the Committee recommended a range of allocations of grants, donations and sponsorship, which were duly adopted by Council on 8 August 2019.



5 of 50

GAD 21/04/2020

Item 9.1

Following the September 2019 round of grants, donations and sponsorship funding opportunities, the Committee, at its meeting of 31 October 2019, recommended a revised range of allocations which were duly adopted by Council on 14 November 2019.

The March funding round was advertised to close on 27 March 2020. A total of 28 applications were received including eight applications for Community Grants and seven applications for Cultural Grants; which are being reviewed under the delegated authority of the Manager Community Development. The Sustainability Grants round has been extended until 30 April 2020. The remainder include 10 applications for Donations and three applications for Sponsorship to be considered by the Committee.

Submission

N/A

Report

In the summary of Grants, Donations and Sponsorship Recommended Allocations Budget 2019/20, attached to the agenda, there are the following items for the Committee to consider:

- 10 applications for donations
- 3 applications for sponsorship
- 7 proposed adjustments to grant funding allocations.

The proposed adjustments and applications for donations and sponsorship are described in brief below.

COMMITTED AND CONTRACTUAL

As can be seen in the attachment, a number of donations are deemed to be committed by legal agreements, such as leases, or by Council decision.

There are no proposed adjustments to the commitments for the 2019/20 financial year.


The total proposed for committed/contractual donations for 2019/20 is \$440,767.

DONATIONS

The proposed total for donations for 2019/20 is \$227,930.

Following are the latest round of donation application summaries for consideration.

6 of 50



Item 9.1

GAD 21/04/2020

Applicant: **The Hub 6163****Requested:** **\$4,900****Recommended:** **\$4,900**


The vision of the Hamilton Hill Community Hub, known as The Hub 6163, is to foster a culture that facilitates and nurtures:

- A physical space where people of all ages and walks of life can come together to learn about themselves and each other in ways that create resilient and inclusive community
- A network of community connections characterised by respectful relationships, clear communication, and simple acts of reciprocal kindness
- Ways of 'doing things together' that raise our awareness of ecological and social sustainability, allows difference to thrive, and helps our community meet future challenges
- A place where people feel welcome and where their koort djerip (hearts sing) – together

This is achieved through providing low cost workshops and activities and a space to hire for the community. The Hub endeavours to connect members of the community with each other by providing space for these activities that contribute to an individual's mental and physical wellbeing. Activities include: choir, textile workshops, yoga and meditation, bike repair workshops, barista training for 15-17 year olds and community art with the production of a mosaic that adorns the walls of the centre. In addition, the Hub has assisted young parents by providing a range of local, accessible holiday activities for their children.

The Hub also provides a regular meeting place for groups such as Alcoholics Anonymous (AA), the Cockburn Community Wildlife Corridor (CCWC) group and the Hamilton Hill Community Group (HHCG) who have a limited choice of venues for regular meetings. In addition, a playgroup operates twice a week providing a much needed service for parents. South Metropolitan Youth Link (SMYL) also provides services twice a week to local parents through their 'Parents Next' program.

The Hub 6163 generates its income by providing a managed venue for a range of activities to benefit the local community. The Hub's weekly attendance is approximately 120 people per week. One-off or casual events have attracted an extra 325 people over the last 12 months. The group report that just over 60% of participants live in Hamilton Hill while another 30% live in nearby suburbs such as Coolbellup, Spearwood and Bibra Lake. The Hub 6163 Facebook page currently has a membership of 714 and this is also indicative of the outreach of the Hub. They actively pursue activities and groups that fit in with the ethos of trying to address social isolation - by enabling local residents to form connections with others who have similar interests and skills.



7 of 50

GAD 21/04/2020

Item 9.1

Testimonials from program users and letters of support from Cockburn Community Wildlife Corridor, Hubbub, Days for Girls, Hamilton Hill Community Group, Fremantle Steiner Playgroup, and Shanti Yoga have been provided with the application.

The Hub is seeking a donation towards their operational costs allowing them to continue providing the current services and improve efficiency. This includes hiring a regular cleaner, and payment for administration (both software and a dedicated worker for some level of admin tasks). The applicant advises this will mean that the Hub volunteers will be able to concentrate their efforts on marketing, thus improving access to services and activities. The group states that the communication and financial administration of the Hub is nearly a full time job, presently carried out by unpaid volunteers. On average, the Hub has six volunteers each week contributing a total of 40 hours per week. A paid contribution to the tasks performed reduces the stress on workers at the Hub and assists with timely and dependable communication and book-keeping tasks. A reduction in stress makes for a more sustainable and happier workplace.

The Hub 6163 has previously received a Community Grant in September 2019 of \$4,991.72 for equipment and miscellaneous items.

Recommendation:

The application received a score of 17/18 and provides ongoing benefits and assistance to the vulnerable and disadvantaged in the community with a range of programs and services. The funding will provide approximately 25-30% of the total income generated by the Hub. If volunteer hours were taken into consideration, the funding would account for 10% of the total in-kind volunteer hours contributed. It is recommended to support their request for a donation of \$4,900.

Applicant: Atwell Toy Library


Requested: \$1,405

Recommended: \$1,405

The Atwell Toy Library is a volunteer-run community group which aims to foster community relations and participation and also aims to improve sustainability in the local community by sharing, re-using and re-cycling toys.

Play is the key occupation of children and is essential in promoting all areas of child development including gross and fine motor skills, visual perception and sensory integration. Shared enjoyment of toys and play also fosters intergenerational relationships in families through time with extended family members. The Atwell Toy Library provides a high quality, culturally diverse range of toys and games to families in the

8 of 50



Item 9.1

GAD 21/04/2020

Cockburn community. They promote community engagement, participation and a sense of belonging through encouraging families to come and play during our open hours.

The group, with current membership of just under 40 families, currently operate at Atwell Community Centre weekly on Saturday mornings. They aim to increase community togetherness and connect families from a broad range of cultural backgrounds through sharing of toys and linking in to local community groups. They also attend local community events to promote their service and borrowing toys as a cost effective measure for families. They endeavour to address the issues of:

- Promoting sustainability of resources in our local community
- Improving family health through play
- Shared enjoyment and healthy family relationships.

The applicant is seeking funding assistance specifically for hall and storage hire to ensure the longevity of the Toy Library and ensure long term financial viability.

The Atwell Toy Library previously received a Community Grant of \$4,667 in March 2019 for resources and promotional materials.

Recommendation:

The application received a score of 15/18 and provides ongoing benefits and assistance in provision of children's toys and games to the communities, particularly in the East Ward. The City also supports the Cockburn Toy Library with assistance towards rental costs. It is recommended to support this application for \$1405.


Applicant: **K9 Dog Rescue**

Requested: **\$10,000**

Recommended: **\$5,000**

K9 Dog Rescue group obtain unwanted dogs from pounds, accept surrendered dogs and give them a safe and caring home until suitable homes are found. They have 108 members and approximately the same number of volunteers. This includes regular weekly visits from South Metropolitan Youth Link (SMYL) as well as some disadvantaged people with their carers, and students wanting work experience. Volunteers care for the dogs, raise funds, and maintain facilities. K9 give dogs the vet care that they need to become healthy, and sterilise, microchip and train abandoned and surrendered dogs so they are able to find their "forever" home with suitable families.

Last financial year, K9 placed 285 dogs, and rescued 48 from the City of Cockburn pound. Of the 48 dogs rescued from Cockburn, 41 had to be sterilised, and these dogs spent 2,169 days (an average of 46 days



9 of 50

GAD 21/04/2020

Item 9.1

per dog) in their care. The vet bill, which was extensively discounted, cost K9 \$45,075.61, which is an average of \$939.08 per dog. On top of these charges, there were also boarding costs of \$414.82 per dog, with one dog still in care. The dogs were cared for by volunteers so no wage costs were incurred. To date this financial year, they have collected 36 from Cockburn with an average of 48 days in care, and three still with them. The vet bill to the end of February has been \$35,239.66, or \$978.88 per dog. The organisation also reports they have adopted out 198 dogs.

K9 receives income from dog adoptions (including from dogs rescued from the City of Cockburn), grants, donations, bequests, fundraising and memberships. Once medically sound, sterilised, micro-chipped and trained, the dogs may be adopted for \$430, and puppies for \$550, with a 10% discount for seniors.

The City provided a donation of \$10,000 in 2017 and \$5,000 in 2018. For the same service, the City of Mandurah (where the organisation is based) gave a donation of \$5,000 in 2017 and the same again in 2018, based on 67 and 53 dogs rescued each year, respectively. For 2019 the City of Mandurah has confirmed a donation of \$5,500.

A donation from the City would contribute to operating costs to continue to rescue and rehome dogs from the Cockburn area. Donations assist K9 in providing food, shelter and veterinary care for the dogs until they are rehomed. The group has requested additional funding on this occasion due to rising costs, and towards the replacement of a new kennel block (of 20 kennels) that has become uneconomical and impossible to continue renovating.

Recommendation:

The application scored 10/18. It demonstrated limited benefits to people in the Cockburn community, poor value for money (for the full funding request) and doesn't improve access to services or activities for Cockburn residents. The application was also reviewed by the City's Rangers and Community Safety Manager and was not supported in full due to the organisation's capacity to derive an income from the dogs provided by the City. It is therefore recommended to support K9 with a donation of \$5,000 in line with the City of Mandurah's previous donations.

<u>Applicant:</u>	<u>Second Harvest Australia</u>
<u>Requested:</u>	<u>\$20,000</u>
<u>Recommended:</u>	<u>\$20,000</u>

10 of 50



Item 9.1

GAD 21/04/2020

Second Harvest Australia is a self-funded, not-for-profit organisation with a 37-year heritage. The objective of Second Harvest is to relieve hardship in the community, which is achieved by:

- Emergency food relief to families and individuals in the Cockburn area and dispensing mother and baby hampers to Fiona Stanley Hospital. This also includes Christmas hampers to the wider community.
- The community food centre providing low cost food, free fruit, bread and vegetables, tea and coffee, and lunch on Fridays.
- An opportunity shop with low priced clothing, shoes, furniture and household items.
- Delivery of fruit and bakery products to Southwell Primary School three days per week.
- Opportunity for volunteers to engage and assist with others in their community.
- Work for the Dole, community youth programs and advocacy.
- Support and connecting with other not-for-profit groups in Cockburn. For example, being a host site for the Freo Street Doctor to attend every Thursday.


Emergency Relief (ER) is a vetted process whereby individuals and families experiencing financial hardship are provided with food hampers to feed themselves for 3-4 days with basic nutritious food lines. In further support of its emergency relief strategy, Second Harvest provides support to victims and families of domestic violence with clothing, footwear and bedding. This comes through its Op Shop and any revenue raised is channelled directly back into ER. In 2018/2019 Second Harvest report gross takings for both shops increased, with the Community Food Centre by 47% and the Op Shop by 18%, demonstrating increased need and making for a total 32% increase in the trading profit for both shops.

Second Harvest also delivers bread and fruit regularly to Southwell Primary School for children who are attending school without breakfast or lunch. The community centre supports these programs but also provides a safe, non-threatening environment for people to connect with others and an avenue for volunteering.

Second Harvest partners with Work for the Dole agencies and has assisted individuals in returning to paid employment.

Since the previous donation in May 2019, Second Harvest has reported an increase in services and the number of families and individuals, who directly benefitted from their work, including:

- 100 recipients of mother and baby hampers delivered to Fiona Stanley Hospital
- 110 recipients of Christmas hampers distributed within Cockburn (an increase of 30 completely funded by the organisation itself)
- Approximately 10,000 people through the low cost food centre.



11 of 50

GAD 21/04/2020

Item 9.1

Second Harvest has previously received the following funding from the City to assist with their ongoing costs:

March 2012	\$8,850 (Community Grant for fridge and freezer)
March 2013	\$10,000 (Donation)
March 2014	\$12,000 (Donation)
March 2015	\$14,000 (Donation)
March 2016	\$16,000 (Donation)
March 2017	\$18,000 (Donation)
March 2018	\$18,000 (Donation)
March 2019	\$18,000 (Donation)

Second Harvest is also supported by Lotterywest, ATCO Gas, Commonwealth Bank Spearwood and Gateways, FinanceCorp, Fiona Stanley Hospital, Coogee Deli, Mooba, Fremantle Street Doctor, Great Life Church, Woolworths Gateways and Southwell Primary School.

Second Harvest confirms the existence of a significant number of low-income households and a higher than average disadvantage index rank in the population they service. Due to the current COVID-19 pandemic, they are committed to delivering:

- Immediate provision of food
- Nutritious and low cost grocery items that give "more bang-for-buck"
- Clothing, household goods and sundries from the Op Shop at a zero-profit margin.

Unfortunately due to staffing, the Op Shop has now closed and Second Harvest has no volunteers in place to assist with service provision.

Second Harvest report that demand for their services are outstripping what they can supply. The increase in unemployment rates coupled with a rise in under-employment means that some dwellings are occupied by individuals who meet the official criteria of employed yet their hours of work fall below what they need to support their families. Stimulus packages have been announced and low-income households will receive a one off payment but questions remain about how they will subsist after that. Funding is crucial to see the year out. This is coupled with additional unforeseen expenditure and outlay for purchase of gloves, masks and hand sanitisers, added pressure on sourcing certain hard to source staples, and increased demand for hospital hampers. Dependant on how long the current situation continues, it's anticipated that they may have to cut back on the amount of food that goes in the hampers, re-pack the staples, and give preference to families with children and the elderly clients.

Recommendation:

The application received a score of 16/18 and provides ongoing benefits and assistance to the vulnerable and disadvantaged in the

12 of 50



Item 9.1

GAD 21/04/2020

community with a range of services in emergency relief, access to food and clothing at reduced prices, work programs and advocacy. The group have requested the maximum available donation of \$20,000; and normally would not be in line with similar services. However, it is recommended to support the organisation with a donation of \$18,000 plus a one-off additional \$2,000 contribution, for a total of \$20,000 given the circumstances this year and their position to directly assist.

Applicant: **Hamilton Hill YouthCARE Council**

Requested: **\$12,000**


Recommended: **\$12,000**

The Hamilton Hill YouthCARE Council previously supported a full time chaplain at Hamilton Hill Senior High School. Since its closure, they offer the same service at Fremantle College, plus two chaplains sharing a four-day chaplaincy at North Lake Senior Campus, and also support chaplains at ten other primary schools including six in Cockburn (East Hamilton Hill, Phoenix, Southwell, Spearwood, Spearwood Alternative and Coolbellup Community).

The YouthCARE mission is to provide pastoral care, and provide personal and professional development to staff and volunteers. Each year, YouthCARE helps thousands of students, staff and family members in Western Australian public school communities by providing an essential social, emotional and mental health support service. Chaplains are there to listen, and provide a supportive place to talk. They offer confidential, non-judgmental pastoral care and values education based on respect, compassion and service. Chaplains are trained in pastoral care, with ongoing training opportunities provided to specialise in critical incidences, community members living in isolation and mental health initiatives.

The wider Cockburn area is affected by the health and function of its schools. As such, this donation can assist the aim of chaplaincy, which is to support young people and their communities who may be facing challenging personal and social issues. The chaplains listen, understand and refer to extra help, as appropriate.

Fremantle College has 873 enrolled students, with 558 (66%) coming from Cockburn. North Lake Senior Campus currently has 423 students with 143 (33%) from Cockburn. In 2019, the YouthCARE chaplaincy service registered 3,096 formal conversations with students, 711 staff conversations and 247 conversations with parents and caregivers in the Cockburn area. In addition, they offered meals through breakfast club programs catering for an average 100 students every day, provided emergency meals, ran lunch time programs for 1,200 students, 34 social, emotional and physical programs focusing on prevention of bullying, developing leadership and improving general wellbeing. They



13 of 50

GAD 21/04/2020

Item 9.1

also coordinated 45 community mentoring programs building stronger links within the community and bridging the generational gap. Christmas hampers were also delivered by chaplains during December.

The main topics of conversations included family and peer relationships, bullying, grief and loss, leadership, parenting and mental health. Chaplains within the City of Cockburn provided programs and had contact with a range of different students and parents from different demographics and situations including Indigenous Australians, refugees and wards of the state. They were able to refer over 400 students to external agencies to extend the level of service required.

The City has provided annual donations for this program for a number of years, as follows:

October 2006	\$9,000
March 2008	\$9,000
March 2009	\$9,000
March 2010	\$9,000
March 2011	\$9,000
March 2012	\$9,000
March 2013	\$9,000
March 2014	\$9,000
March 2015	\$9,000
March 2016	\$9,000
March 2017	\$9,000
March 2018	\$9,000
March 2019	\$9,000

Hamilton Hill YouthCARE Council has requested a donation of \$12,000 to assist with their aim to serve the school community and provide positive benefits for the whole community. This is an increase from previous years as the redistribution of boundaries within the organisation now includes North Lake Senior Campus within their jurisdiction.

Recommendation:


Based on an assessment score of 14/18, it is recommended to support this application with a \$12,000 donation based on the current enrolments from Cockburn students and demonstrated uptake of services. This application was also reviewed by the City's Children's Development Officer who supports a full funding request due to the awareness of work already occurring within these schools, and expected increased uptake this year.

Applicant: **Pets of Older Persons (POOPS) WA**

Requested: **\$3,500**

Recommended: **\$3,500**

14 of 50



Item 9.1

GAD 21/04/2020

Pets of Older Persons (POOPS) WA is a not-for-profit organisation staffed entirely by volunteers and offers a no-fee service which is all about keeping people and their pets together. They cater specifically for people over 65 years of age – or palliative-care patients and people with disabilities of any age – who have no relatives or friends willing or able to take responsibility for their pets in times of need. Where age, medical emergency, and disability prevent owners from being able to fully care for their pets, POOPS WA police-cleared volunteers provide a range of services including home visits, dog walking and transport to and from vet clinics or boarding kennels.


Pets are vital to many elderly people. They provide loyal companionship, give their owners a purpose in life, enable them to remain in their own homes for longer and are particularly important for the socially isolated. Since the POOPS' focus is on keeping people and their pets together our services benefit the Cockburn community through human wellbeing, community connectedness, and animal welfare.

POOPS supported 37 clients in the Cockburn area (South Eastern POOPS region) with regular dog walking and transport services in the last financial year. Some clients receive services daily while others are a few times a week. This assistance may be required for a short term, such as during an illness or recuperation, or long term due to the owner's incapacity to walk. To achieve this support volunteers travelled a distance of 18,639 km and spent 3,523 hours supporting these owners and their pets. This is a substantial increase from the previous funding period when they supported 19 clients and travelled 4,253 km, spending 924 hours. There is a coordinator in Cockburn that manages a team of 78 active volunteers in the region and POOPS are actively working to expand services in the Cockburn area this financial year. POOPS promote their service through community fairs like the Cockburn Volunteer day, Have a Go day as well as regular mail-outs, emails, Facebook, and distribution of business and information cards to a network of medical providers (GPs and podiatrists), DVA Legacy, home care services, vets, dog groomers, libraries, the RSPCA and community groups within the Cockburn area.

The organisation has to cover the costs of insurance for volunteers as well as administration, printing, web maintenance and hosting costs. If successful, POOPS intend to use the funding to continue to provide a small mileage allowance to volunteers to assist with transport to clients. Additionally, a small portion of the funding would be used to expand a digital platform to allow volunteers to track their walks, giving data about reach and efficiency of services.

The City has previously provided the following funding to POOPS WA:

September 2013	\$600
March 2015	\$2,450



15 of 50

GAD 21/04/2020

Item 9.1

September 2017 \$3,000
 September 2018 \$3,000

Recommendation:

The application scored 13/18. The organisation demonstrated that it provided valuable support to vulnerable and disadvantaged members of the Cockburn community and is important for its social and community benefits, as well as animal welfare. The increased request from previous years is justified with the doubling of clients within Cockburn and increased costs associated with travel expenses. It is recommended to support POOPS WA with a donation of \$3,500.

Applicant: **Black Swan Health**

Requested: \$20,000

Recommended: \$20,000

Black Swan Health's primary objective is to achieve the best possible primary health, mental health and social welfare outcomes for the community as a whole, and for individuals who require care and support. This is achieved by delivering services including, but not limited to:


- Freo Street Doctor
- Partners in Recovery
- headspace services
- headspace Youth Early Psychosis Program
- Counselling services
- Chronic disease management
- Pain management, and
- National Disability Insurance Scheme supports.

This application for funding is specifically for a donation to assist with the costs of operating the Freo Street Doctor service in Cockburn.

Freo Street Doctor is a free, visible, easily accessible, culturally appropriate and non-judgmental, accredited, mobile medical service. The service provides treatment to disadvantaged, marginalised and at risk populations; including young people, Aboriginal and Torres Strait Islander people, people with diagnosed and undiagnosed mental illness, homeless people, people with little or no income, and drug users.

Freo Street Doctor provides a full suite of general practice medical services delivered from a purpose-fitted vehicle. All medical services provided at mainstream practices are available to Street Doctor patients.

16 of 50



Item 9.1

GAD 21/04/2020

Each clinic is staffed by a GP, Registered Nurse and Outreach Worker. While the GP and Nurse focus on the primary health and mental health issues of patients, the Outreach Worker provides education regarding other supports and services available, including housing and employment, taking a holistic approach. Services are delivered at the same time and location each week, on a no-appointment required basis.


Patients attend Freo Street Doctor because of accessibility, availability, bulk-billing of all patients, cultural appropriateness and flexibility. The Freo Street Doctor patient cohort does not readily engage with mainstream services and experience many barriers in accessing medical care. This service removes those barriers, enabling people to address their health issues and improve their lives.

Freo Street Doctor delivers weekly clinics in the City of Cockburn at the Jean Willis Centre and Second Harvest. Black Swan Health regularly reviews the service efficiency of clinic locations and relocates clinics to optimise support for the community. They are projecting at least 1,100 physical and mental health opportunities being available during the funding period, which are loosely in line with previous year's projections; however recent global events suggest that a higher rate of patronage for the service is a potentiality.

In the past year in Cockburn, Freo Street Doctor delivered more than 500 medical consultations and 400 mental health interactions. Of these, 44% are female, 68% identify as Aboriginal or Torres Strait Islander people and 66% of patients have at least two chronic health conditions. In fact, 95% of patients indicated that Freo Street Doctor is their regular GP. The service therefore improves the health outcomes not only of these individuals but of the entire City of Cockburn – reducing communicable disease and treating and managing non-communicable diseases.

Freo Street Doctor is advised by a consortium of partner agencies that work with people that use the Street Doctor services and understand the unique requirements of this group. The purpose of this consortium is to ensure ongoing improvement of service provision to better meet the needs of the clients through systemic change, advocacy and research. The consortium has been operational since October 2014 and includes Cockburn Integrated Health, SMYL Community Services, St Patricks Community Centre, Ruah Homeless Services, Fremantle Hospital, Mental Health Services, Nyungar Outreach, Fremantle Women's Health Centre and Silver Chain.

Freo Street Doctor receives monetary and non-monetary donations in the form of medical and general supplies from individuals and community groups, which assists in reducing overall costs. Monetary donations assist in purchasing important non-budgeted items to assist



17 of 50

GAD 21/04/2020

Item 9.1

clients in significant need and disadvantage, such as patient taxi vouchers, sleeping swags, and toiletries. The organisation receives operational funding from South Metropolitan Health Service, Medicare Australia and donations.

The City has provided annual donations for this program for the last three years, as follows:

March 2017	\$15,000
March 2018	\$15,000
March 2019	\$15,000

The City of Fremantle have proposed a budget item to fund the Freo Street Doctor's Fremantle Services for \$20,000 to support six weekly clinics operating for three hours with a general practitioner, volunteer nurse and outreach worker. The City of Fremantle will also lobby the state government to resume funding the service.

Recommendation:

This application scored 15/18 for delivering services to disadvantaged and vulnerable people within Cockburn. It is recommended to increase the level of support to \$20,000 as a one-off donation for this year given the global circumstances and anticipated need for support with health services in vulnerable populations.

Applicant: **Imagined Futures (formerly South West Metropolitan Partnership Forum)**

Requested: **\$15,000**

Recommended: **\$15,000**

Complex social issues and their impact, especially upon women, children and young people, are beyond the capacity of any single organisation to resolve. Imagined Futures (IF), previously known as the South West Metropolitan Partnership Forum (SWMPF), recognises that the only way to affect large-scale social change is through working together, pooling and mobilising the vast resources available in the community to achieve shared social goals. In order to achieve this, IF brings together 60 not-for-profit and government service providers, as well as business, philanthropy and community members, to work on a collective impact model to address complex social issues and foster systemic change to overcome barriers for effective service delivery to vulnerable members of the community.

IF was established in 2013 through a Social Innovation Grant from the Department of Local Government and Communities to trial collaborative and innovative approaches to respond to complex social issues in three local government areas of Cockburn, Fremantle and Melville. The previous grant agreements ceased in July 2017, and IF was granted a

18 of 50



Item 9.1

GAD 21/04/2020


reduced amount of funding (\$200,000) by the Department of Communities to cover a two-year period until 31 July 2019, and a further \$80,000 per annum for five years commencing in July 2019. IF is auspiced by St Patrick's Community Support Centre to manage funds received.

IF coordinated an at-risk youth initiative which provided direct benefits to young people at South Lake Primary School and Lakeland Senior High School with previous funding from the City. An example of how the community of Cockburn benefited from this ongoing work can be seen through the significantly improved attendance rates from the vulnerable children at South Lake Primary School who have been participating in the resilience building project over the last five years. As new cohorts of children pass through the program, the benefits to the community grow.

The expanded IF youth program includes a transition to high school component developed to target those children who are falling through the net post primary school. Leadership and mentoring programs at Lakeland Senior High School also work to build a cohort of young people as role models in the community. The programs have proven outcomes in increasing attendance rates in at risk young people, improving their social and emotional resilience, and their conduct at school. They have also improved their sense of belonging at school, helping young people find their place and stay engaged. In 2019 Lakelands Senior High School had 39 participants. In 2020 they plan to engage 100 students. It is well documented that early school leavers encounter significant issues in terms of employment, isolation and mental health issues, as such, this program is vital in ensuring a positive future for young people in Cockburn.

With ongoing funding, IF will be able to continue its collaboration with agencies and coordination of the IF youth program to continue to work with young people in South Lake Primary School and Lakeland Senior High School. Through the 'Keeping Vulnerable Kids Engaged Project' in 2020, Lakeland Senior High School plans to put 100 of their students through the program, South Lake Primary School currently has 16 people engaged and Fremantle College has 25 students enrolled for Term One, with plans to continue offering the program for the remainder of the year. IF acknowledge it's difficult to anticipate total numbers for Fremantle College for 2020 as more students may be identified by the school throughout the year. However, current data suggests a minimum of 141 young people almost exclusively from the Cockburn region and their families will be supported by this program. Planning is currently underway to work out the best way to support the IF young people should schools close.

In 2020, IF plans to further invest in their programs and project a greater number of Cockburn residents benefiting from their activities. The newly formed Housing and Homelessness working group is



19 of 50

GAD 21/04/2020

Item 9.1

planning to implement the State Government's housing strategy in a place-based way. By joining together, agencies will be able to maximise support to residents of Cockburn seeking support in this realm.

Other organisations working in Cockburn that support IF include: Lakeland Senior High School, South Lake Primary School, Fremantle and Rockingham Family Support Network, Meerilinga, RUAH, Cockburn Integrated Health, Anglicare WA, WA Police, Department for Communities – Child Protection and Family Services.

Imagined Futures has previously received the following funding from the City to assist with their operations:

September 2017	\$10,000
March 2019	\$10,000

Recommendation:

This application received an assessment score of 12/18 due to its work with disadvantaged youth in Cockburn. The City's Children's Development Officer is supportive of the application particularly with aims to incorporate another Cockburn school, and targeting at risk children in the community.

The organisation is also seeking funding from the City of Fremantle and City of Melville, but neither has confirmed funding support to date. It is recommended to support this donation request for \$15,000, due to anticipated reach and outcomes from its youth program in Cockburn, and in line with similar organisations also receiving this level of funding from the City.

Applicant: **Connecting Communities for Kids**


Requested: **\$20,000**

Recommended: **\$15,000**

Connecting Community for Kids (CCK) is a collective impact initiative established to improve childhood outcomes for children in Cockburn and Kwinana. The initiative is driving social change through community-led decision making and co design of approaches identified by the local community to reduce social isolation, improve early intervention of child health, and improve cultural connectedness and safety for families and children.

The initiative was established in 2016 and has over 142 active community members driving the change. There is a backbone team of four FTE and seven team members in total. Every month, over 160 community members from Cockburn are supported by the initiative through one-on-one peer support from the Community Mothers program, children receiving ear screening through the Ears2Learn

20 of 50



Item 9.1


GAD 21/04/2020

program, cultural celebration through Long Table Lunches celebrating different cultures and the Kids Go Wild events bringing families outdoors encouraging play and connection. The number of people benefiting from the service is tracked through trybookings for events, attendance sheets, monitoring of community mother visits and monitoring social media engagement.

CCK is embedded in the Cockburn community working with the most vulnerable families. The organisation recognises that the impact of COVID-19 will be significant for these families with increased social isolation, food insecurity and increased unemployment bringing further financial strain. Given these are the known pre conditions of family and domestic violence, it is anticipated that rates will significantly increase post COVID19, as such they wish to increase their resourcing to provide support to the elevated number of families at risk. The community facilitator based in the Coolbellup Hub is only contracted to 30 June 2020. The funding request will enable the extension to her contract to 31 December 2020 ensuring not only continuity of support but allow increased hours to provide more targeted support to the most vulnerable families in Cockburn. In addition, this funding will support a male resource to work from a strengths-based framework supporting dads in the community to be positive role models and helping them make social connection and support their mental health if recently unemployed. These protective measures will support families and help reduce family domestic violence.

Already working with culturally diverse groups through the 'Celebrating Culture Community' driven action team, CCK believe this group to be the most vulnerable at this time and will work to develop a variety of touch points for them in addition to the Long Table Lunch schedule. They have already commenced virtual dinners combining action teams across Cockburn and Kwinana to help them build connection during this time of uncertainty. The Dads Strengthening Dads group, which has previously facilitated group activities encouraging dads to play with their children, will engage further with The Fathering Project to facilitate sessions with dads experiencing unemployment or changed circumstances. They are also seeking to engage service providers delivering Baby Makes 3, a parenting program designed to build equity and reduce family domestic violence. Currently CCK have over 38 families being supported by Community Mothers, and this will be extended with more families including the training of dads to support dads in their fathering role. The provision of in-house peer-to-peer support will expand this support focusing on dads as role models in a bid to reduce family domestic violence.

Most of CCK's funding is provided through the Woodside Development Fund, which is due to end in December 2020, and the group has already submitted a new funding application for 2021-2024. If this is



21 of 50

GAD 21/04/2020

Item 9.1

unsuccessful, CCK will need to decrease their work from June 2020 as the initiative will end and staff will be terminated.

CCK lists supporters as the City of Kwinana, Department of Social Services, Department of Communities, Education Department, Child and Adolescent Health Service, Yangebup Family Centre, Meerilinga, Ottey Centre, South Lake Early Learning Centre, Goodstart Early Learning Centre, Port School Early Learning Centre, Cockburn Integrated Health, NursePrac Australia, Smith Family, Ngala and The Fathering Project.

Connecting Communities for Kids has previously received funding through the City of \$5,000 to support the Ears 2 Learn project, and additional ongoing funding and support via partnerships with the City's Children's Development Officer and Environmental Officers, and a Community Grant of \$3,000 in March 2018. The group has also approached the City of Kwinana for funding but are still in early negotiations.

Recommendation:

This application received an assessment score of 12/18 due to its work with vulnerable community members in Cockburn. The City's Children's Development Officer is already supportive of the organisation, however feels the funding request is not in line with similar sized organisations. It is recommended to support the organisation with a donation of \$15,000 based on their reach, and until the outcome of Woodside funding is known.

Applicant: South Lake Ottey Family and Neighbourhood Centre


Requested: \$13,000

Recommended: \$13,000

The South Lake Ottey Family and Neighbourhood Centre provide diverse programs, activities and community development projects in the community in collaboration with solid partnerships and networks. The Centre works closely with the City of Cockburn, St. John of God, South Metro Public Health, Black Swan, Uniting Care West, Ruah, Linkwest and local disability services. The applicant is also supported with funding from the Department for Communities and Lotterywest.

The Centre is available to individuals and families in Cockburn and surrounds, offering support and activities in response to demonstrated community needs. The Centre aims to provide an integrated service and is seen as a 'one stop shop' by centre users and external stakeholders. In responding to needs, the Centre sees 'the whole person' and seeks to provide a mix of formal and informal programs

22 of 50



Item 9.1

GAD 21/04/2020

and interactions. These are offered in a friendly environment where people feel they belong.

The Centre is well known and has a strong presence in the community, and in October 2020 will celebrate 30 years of operation. Activities include outreach to at risk groups in the community, playgroups, community support and advocacy, emergency relief, health and wellbeing and exercise groups and classes, adult learning, community garden, weekly community lunches. The centre places a high priority on accessibility and inclusion in all activities, with volunteer opportunities also available.


The Centre has more than 132 members and provides services that saw over 2,182 people access activities in the past 12 months. An average of 162 people use the Ottey Centre weekly for services and programs which aim to assist in developing resilience skills, providing opportunities to socialise, connect and meet other people in the community, opportunities for volunteering, developing life skills, providing a sense of support, reducing poverty by supplying people with food, access to information, advocacy for community members with other organisations including Department of Housing and utility companies. Approximately 31% identify as Aboriginal and Torres Strait Islander and 26% identify as Culturally and Linguistically Diverse.

In their annual report, the Centre reports providing material assistance to 939 people, plus 1,663 people attended weekly community lunches, 968 people attended weekly community breakfasts and 660 people attended weekly community morning teas. The Centre also hosts Foodbank truck attendance on Fridays offering low cost food hampers including dry, frozen and fresh fruit and vegetable hampers. The average weekly attendance for Emergency Relief is 48 people.

The City has provided a number of donations for operating costs and community grants for specific projects, as follows:

Donations:

March 2007	\$5,000
March 2008	\$5,000
March 2009	\$5,000
March 2010	\$5,000
March 2011	\$5,000
March 2012	\$10,000
March 2013	\$7,000
March 2014	\$10,000
March 2015	\$10,000
March 2016	\$10,000
March 2017	\$10,000
March 2018	\$12,000
March 2019	\$13,000



23 of 50

GAD 21/04/2020

Item 9.1

Community Grants:

October 2001	\$1,000
March 2003	\$1,000
March 2008	\$1,500
September 2009	\$1,260

Cultural Grant:

March 2018	\$3,288
------------	---------

Sustainability Grant:

March 2017	\$1,770
------------	---------

Small Events Sponsorship:

September 2017	\$2,000
----------------	---------

Recommendation:

The application received an assessment score of 14/18 for providing a valuable service for the disadvantaged and vulnerable in the Cockburn community. It is recommended to maintain the same level of support as last year and provide the requested donation of \$13,000, which is also provided to similar services such as Yangebup Family Centre and Meerilinga.

SPONSORSHIP

The proposed total for sponsorship for 2019/20 is \$95,500.

Melville Cockburn Chamber of Commerce (MCCC)


The City received a Sponsorship application from the Melville Cockburn Chamber of Commerce (MCCC) during this funding round, as well as a funding proposal delivered to the Acting Chief Executive Officer. Following direction from the Acting CEO, the Sponsorship application won't be considered through the Grants and Donations process and budget, now and in future, instead the funding proposal is to be considered by Council as a separate budget item with a suitable agreement to be put in place once the previous year's sponsorship acquittal is accepted. The Business Engagement Officer is currently investigating the funding arrangement and agreement in place with the City of Melville.

Following are the latest round of Sponsorship proposal summaries.

Applicant: **CrossFit ChasingBetter**

Proposal: **The ChasingBetter Throwdown 2020**
Official Sponsor

24 of 50



Item 9.1

GAD 21/04/2020

Requested: \$5,000

Recommended: \$3,000


CrossFit ChasingBetter is a CrossFit gym located in the heart of Cockburn. Operating since 2017, the purpose of ChasingBetter is simply to encourage people to chase better within themselves. Their programs are designed for all members of the community to learn new skills, encourage a different form of health, physical activity, functional fitness and wellbeing. Their main event, ChasingBetter Throwdown, is the culmination of each person's year of chasing better.

The ChasingBetter Throwdown is held annually and is designed to not only encourage athletes to compete against others from all over Australia, but to also compete in the race against themselves. There are eight divisions in the Throwdown. These divisions include Beginner Female/Male, Intermediate Female/Male, Masters (mature age) Female/Male and RX (elite) Female/Male.

The ChasingBetter Throwdown will be in its third year in 2020. The Throwdown is designed to challenge athletes of all ages and skills over one evening and two days. Athletes will be participating in seven events, with the type of workout and movements adjusted annually and changed to provide new fitness challenges to the athlete. Planned activities will be varied, high-intensity, functional movement, drawing on categories and exercises such as calisthenics, gymnastics, Olympic-style weightlifting, powerlifting, Strongman-type events, plyometrics, body weight exercises, indoor rowing, skiing and biking, aerobic exercise, running, and swimming. The program of events will be held as follows: Evening One being held at CrossFit ChasingBetter, Day Two being held at Yangebup Lake, Legacy Oval and Cockburn ARC and Day Three being held back at CrossFit ChasingBetter. By running this event, they hope to bring in local and interstate competitors.

The publicity and advertising for this event is primarily through social networking platforms, and it's hoped will attract and increase the amount of tourism and people coming into Perth, in particular, the City of Cockburn. This in turn will support local businesses within the Cockburn area as well as promote healthy lifestyles, physical activity and fitness as a whole. CrossFit ChasingBetter is also hoping to further promote Cockburn ARC by showcasing its facilities and thus assisting sales through memberships and use of the cafe. Use of the paths around Beeliar Regional Park and Yangebup Lake will further bring awareness to the hidden treasures within Cockburn.

Through previous ChasingBetter Throwdowns, over 200,000 people have been reached via social media platforms such as Facebook, with 80,000 engagements and a further 60,000+ live feed views to date. Via the live streaming platforms, short commercials are played acknowledging sponsors and promoting local businesses. They also



25 of 50

GAD 21/04/2020

Item 9.1


promote sponsors through merchandise and apparel with t-shirts incorporating sponsor logos.

During the event, CrossFit ChasingBetter expect that the Live Feed Broadcast will reach across Australia and other parts of the world, further expanding the awareness of all brands associated with ChasingBetter Throwdown. With the combined efforts of digital marketing, strategic branding and word of mouth, they foresee an outcome where sponsors such as the City of Cockburn will gain a positive brand positioning and increase brand awareness nationally, opening up opportunities for increased local tourism for the years ahead, as they generate a larger crowd of competitors and supporters from across Australia and the world. From a digital marketing and Live Broadcast perspective, they intend to grow their social following such as Facebook and Instagram by upwards of 60-75%, as well as measuring the total number and the quality of live engagements over the duration of the broadcast. With the recent partnerships developed with the International Functional Fitness Federation and Australian Functional Fitness Federation, CrossFit ChasingBetter have been granted access to further resources and procedures to refine the structural integrity of the event to adhere to a global federation standard.

CrossFit ChasingBetter will recognise the City as the number one sponsor, which will include marketing such as:

- Tagging in all social media posts and advertisements
- Ensuring the City's logo is the main banner throughout all the live feeds
- Printing the logo on Throwdown shirts and apparel
- Having open promotion through the commercials as well as being provided all video, photo and media files after the conclusion of the competition for the City's own promotional use
- ChasingBetter's Mail Chimp database has over 300,000 contacts, and they are happy for the City to use ChasingBetter Throwdown content to promote the small businesses within the community
- Sponsored by the City of Cockburn, as well as the City's logo accompanied with the ChasingBetter Throwdown logo at the beginning and end of every video
- All media touchpoints to include City branding
- Development of a featured video to highlight specifically the involvement of the City themed as a "thank you/supported by" style video
- During the live feed, feature the City as a sponsor through 30 second commercial between heats. The frequency of these commercials will be actioned on an ad hoc basis, aiming towards 1-2 per 90-minute live broadcast block.

26 of 50



Item 9.1

GAD 21/04/2020

There were approximately 160 competitors in 2018 and 180 competitors in 2019, with approximately 500 spectators over the weekend. Last year tickets were sold for \$200 per competitor.

The applicant advises they have delivered similar style sponsorship events with the City of Logan, Queensland. The application is supported by the Senior Recreation Facilities and Reserves Officer.

Recommendation:

CrossFit ChasingBetter has received an assessment score of 12/21 for the sponsorship proposal, based on value for money in terms of number of participants, sponsorship reach, and community support for the proposal. It is recommended to support the application for the amount of \$3,000 in line with similar sized events within the City.

Applicant: Curtin University

Proposal: Curtin Ignition – Program Sponsor

Requested: \$6,500


Recommended: \$6,500

Ignition is a five and a half day intensive, inspirational, practical, entrepreneurial educational program held annually in Perth. Run by Curtin University's Business School, Ignition brings together the WA innovation, start-up, professional, investor and public sector communities. The purpose of the program is to deliver world-class entrepreneurial education with the goal of stimulating commercialisation and creating a more diversified industry base in WA. To date, it has aided potential high growth ventures raise equity funding, helped create new enterprises and created over 214 new full time jobs and over 83 part time jobs in alumni ventures.

Ignition attracts 100+ contributors who have the credibility to teach and assist entrepreneurs. Around 50-60 delegates attend each Ignition program and, since inception in 2011, over 450 delegates have attended and are members of the prestigious alumni and community of innovation practice.

Curtin University report the benefits to the Ignition program include:

- Stimulates the creation of new high growth ventures
- Increases knowledge in the start-up community
- Fosters entrepreneurial spirit in WA
- Increases the level of collaboration between corporate innovation partners, universities, government departments, small and large businesses
- Increases employment opportunities
- Encourages the creation of new connections



27 of 50

GAD 21/04/2020

Item 9.1

- Improves business and innovation knowledge and capability
- Improves access to advice from key experienced professionals
- Creates linkages between delegates, students and the business community.

The program is split into different themes each day, as follows:

- Sunday - Welcome/Induction
- Monday - Business Models and Marketing
- Tuesday - Intellectual Property (IP)
- Wednesday - Finance and Investment
- Thursday - Team Building/Launching your Idea
- Friday - Clinics, Posters, Presentation Pitch


Each day has 3-4 presentations from industry experts. At the end of all presentations, the delegates split into groups of 5-6 and are able to apply the day's learnings to their own businesses with their mentor. On Tuesday and Wednesday there are panel sessions in the evening, one is "Ask the Alumni", and the second is a "Finance" panel. The program then culminates on the final day where the delegates have the opportunity to have two 30-minute appointments of their choice with a range of different clinicians i.e. IP lawyer, marketing expert. After this, each delegate gives a 10 minute pitch on their business to panel of experts and receives 10 minutes of feedback on their pitch.

Ignition has already generated over \$6,000,000 of economic activity for WA over 10 years. The program is a chance for early stage businesses or people who have an early stage idea in the Cockburn area to expand on their venture and test its capability in a safe environment with the guidance of industry experts and one-on-one mentors.

The sponsorship benefits for the City include:

- Logo and link on the Curtin Ignition Website
- Inclusion on Ignition social media channels
- Inclusion of City's logo on appropriate PR communications
- Opportunity to display City's banner in the teaching room for Ignition's duration
- Opportunity to provide collateral for the delegate bags
- An invitation for two people to the 'Welcome session', 'Ask the Alumni Panel Session' and 'Funding Panel Session'
- Opportunity to attend a selection of the keynote sessions
- An invitation for two people to attend the final Cocktail Function
- Exposure to high level industry guests, media and attendees
- Entry in and copy of the contributor directory booklet
- Members of the organisation to be invited to be a member of the Pitch Panel and the one-on-one clinics
- Access to the Ignition program's extensive network of entrepreneurs and corporate innovators

28 of 50



Item 9.1

GAD 21/04/2020

The proposal is for two Cockburn delegates to be selected and sponsored to attend Ignition 2020. The cost of the program is \$3,250 per delegate which includes all teaching, materials, mentoring, networking sessions and catering.

Recommendation:

This application received an assessment score of 14/21. It provides an opportunity to promote local business and start-ups in the local community. It is strongly supported by the City's Business Engagement Officer who would also have a role in selecting the sponsored delegates, and involvement and support in the program.

Applicant: Business Foundations

Proposal: Co-branding of Specialised Business Support Services

Requested: \$20,000


Recommended: \$15,000

Business Foundations is a not-for-profit provider of enterprise and business development services to owners of small businesses in Cockburn. Their services benefit the local community and economy through employment creation, economic development and generation of financial activity. Clients range from people wanting to start a small business to existing small to medium sized businesses wanting to grow.

The services are provided for free or low cost and they include one-to-one advisory sessions, small business mentoring and small group training. Business Foundations provides an important service to people wanting to start in business or become self-employed and to existing business owners that require professional business management knowhow.

Business Foundations have been providing services for over 25 years and continue to innovate, providing new services every year, including training seminars with a focus on online marketing, specific supports for home-based businesses and enterprise development for youth. Business Foundations supports small business owners by providing business expertise and knowledge in an affordable and accessible manner. By supporting small businesses they can provide new opportunities to create employment, enhance prosperity and drive economic development throughout the entire community.

Business Foundations works with the City's Business Engagement Officer to deliver services to support SMEs within the City of Cockburn. This includes locally delivered learning events targeted to addressing specific issues that are challenging local businesses. Workshops



29 of 50

GAD 21/04/2020

Item 9.1

targeted at local business owners provide opportunity for local business owners to network, learn from business experts and develop new knowledge to enable their businesses to continue to thrive.

Over the past year, Business Foundations has advised that they have engaged with and delivered advisory services to 57 City of Cockburn businesses and have been engaged with approximately 91 business owners through training programs. All of which were delivered either for free or at low cost for the business owner.

The City has previously provided the following funding:

October 2007	\$10,000
March 2009	\$10,000
March 2010	\$10,000
March 2011	\$10,000
March 2012	\$10,000
March 2013	\$10,000
March 2014	\$10,000
March 2015	\$10,000
March 2016	\$10,000
March 2017	\$10,000
March 2018	\$10,000
March 2019	\$10,000

Business Foundations have applied for \$20,000 Sponsorship to work collaboratively with the City of Cockburn's Business Engagement Officer to design and deliver the following types of activities and services for the benefit of Cockburn businesses:

- A series of specialised workshops to address business challenges facing City of Cockburn business owners. These will be delivered throughout the year and will be co-branded with the City.
- Advice and counsel in the development of a City of Cockburn Business Awards with the potential for reciprocal sponsorship opportunities for Award winners. This would be expected to be developed for next year.
- Initiate a business advisory framework to enable local business owners to access business advisory services in an affordable and accessible manner.
- Emergency business support advisory services to Cockburn business owners on how they can navigate the COVID-19 pandemic and the economic ramifications that have emerged.

They expect to engage with between 60 - 80 businesses through these events.

30 of 50



Item 9.1

GAD 21/04/2020

In return for Sponsorship, the applicant advises that all marketing material for events sponsored by the City of Cockburn will be co-branded between the City and Business Foundations. This will require that the City's logo feature prominently in both electronic and printed material. The City's support for these events will also be acknowledged at the beginning of each event ensuring that all participants know that it is through the support of the City that it is taking place.

Business Foundations is supported by major State and Federal Government funding bodies, including receiving funding through the Department of Industry Entrepreneurs Program and Department of Employment New Enterprise Incentive Scheme.

Recommendation:


The application for Sponsorship achieved an assessment score of 14/21. Business Foundations has requested funding of \$20,000, however, the target level of engagement with businesses remains the same, and not all previous outcomes have been met, so it is recommended to increase the sponsorship to \$15,000 to acknowledge the need for additional support for SMEs during the COVID-19 pandemic.

GRANTS

As can be seen in the budget attachment, there are a number of grant programs for which there are established criteria and processes in place.

There are seven proposed adjustments to grant allocations for the 2019/20 financial year, as follows:

- Increase Emergency Disaster Fund from \$10,000 to \$60,000 to cover the Bushfire relief donations and anticipated COVID-19 relief donations.
- Reduce Community Grants Program allocation from \$130,000 to \$72,000 to reallocate funds to other programs.
- Increase Grants for General Welfare from \$7,000 to \$30,000 to allow for individual and personal hardship donations to support Cockburn vulnerable people during COVID-19 pandemic.
- Decrease Youth Arts Scholarships from \$7,000 to \$1,000 due to under-subscription this year due to COVID-19 and reallocate funds to other programs.
- Decrease Alcoa Cockburn Community Projects Fund from \$15,000 to \$3,745 as this partnership is coming to an end and there are no new projects, so funds can be reallocated to other programs.
- Decrease Environmental Education Initiatives Program from \$15,000 to \$3,000 due to under-subscription this year due to COVID-19 and reallocate funds to other programs.



31 of 50

GAD 21/04/2020

Item 9.1

- Increase Security Subsidy for Seniors from \$30,000 to \$48,000 due to increased promotion and applications this financial year.
- Remaining allocation of \$163,558 to be designated as special purpose COVID-19 community funding.

The total proposed for grant programs for 2019/20 is \$685,803.

Strategic Plans/Policy Implications

Community, Lifestyle & Security

Provide residents with a range of high quality accessible programs and services.

Economic, Social & Environmental Responsibility

Create opportunities for community, business and industry to establish and thrive.

Leading & Listening

Deliver sustainable governance through transparent and robust policy and processes.

Budget/Financial Implications

Council approved a budget for Grants and Donations for 2019/20 of \$1,450,000. Following is a summary of the proposed grants, donations and sponsorship allocations.

Summary of Proposed Allocations


Committed/Contractual Donations	\$440,767
Donations	\$227,930
Sponsorship	\$95,500
<u>Specific Grant Programs</u>	<u>\$685,803</u>
Total	\$1,450,000
Total Funds Available	\$1,450,000
<u>Less Total of Proposed Allocations</u>	<u>\$1,450,000</u>
Balance	\$0

Legal Implications

N/A

Community Consultation

32 of 50



Item 9.1

GAD 21/04/2020

In the lead up to the March 2020 round, grants, donations and sponsorship funding opportunities were promoted through the local media and Council networks. The promotional campaign has comprised:

- Three advertisements in the Cockburn Gazette on 20 February, 5 March, and 19 March 2020.
- City of Cockburn Facebook promotional posts and feature stories on 17 February and 3 March 2020.
- Advertisement and article featuring a previous Community Grant recipient in the February 2020 edition of the Cockburn Soundings.
- Media Release issued 17 February 2020.
- Article in Cockburn Gazette on 5 March 2020.
- Promotion to community groups through the Community Development Service Unit email networks, contacts and community group meetings.
- Additional advertising through Community Development promotional channels:
- Community Development Calendar distributed to all NFP groups in Cockburn.
- Information available on the City of Cockburn website.
- Email banner on outgoing City of Cockburn emails from 9 March 2020.
- Reminder email sent to previous and regular applicants, and people who made enquiries during the application period.

Risk Management Implications

The Council allocates a significant amount of money to support individuals and groups through a range of funding programs. There are clear guidelines and criteria established to ensure that Council's intent for the allocation of funds are met. To ensure the integrity of the process there is an acquittal process for individuals and groups to ensure funds are used for the purpose they have been allocated.


The reputation of the City of Cockburn could be seriously compromised should funds allocated to individuals or groups who did not meet the criteria and guidelines and or did not use the funds for the purposes they were provided. Adherence to these requirements is essential.

Advice to Proponent(s)/Submitters

Applicants have been advised that their applications are to be considered at the 21 April 2020 Grants & Donations Committee Meeting, and May 2020 Ordinary Council Meeting.

Implications of Section 3.18(3) *Local Government Act, 1995*

Nil



33 of 50

Item 9.1 Attachment 1

GAD 21/04/2020

GRANTS, DONATIONS & SPONSORSHIP RECOMMENDED ALLOCATIONS BUDGET 2019/20						
Activity OP 315 Natural Acc 6810	Description	Allocated 2019/20	Actual as at April 2020	Proposed Adjustments 2019/20	Comments	Council Decision/ Delegated Authority
	Donations					
	Committed/Contractual					
8243	Little Green Steps WA Partnership Agreement	27,847	0	27,847	Two-year partnership agreement with LGS WA, for Education for Sustainability in the Early Years for 2019 and 2020, as to Council	Council Decision
8896	Cockburn Community Men's Shed Coordinator	47,500	47,500	47,500	Funding for Cockburn Community Men's Shed to support annual administration costs of a part-time coordinator, security,	Council Decision
9239	Native ARC	91,764	91,764	91,764	Donation to support the annual administration costs of Native ARC (plus CPI 1.1%)	Council Decision
9310	The Wetlands Centre Cockburn	91,764	91,764	91,764	Donation to support the annual administration costs of The Wetlands Centre Cockburn (plus CPI 1.1%)	Council Decision
9317	Pineview Preschool Maintenance Contribution	7,951	7,951	7,951	Annual contribution for maintenance of grounds and building (plus CPI 1.1%)	Lease Agreement
9322	Cockburn ARC/Dolphin Swim Club Subsidy	150,000	112,500	150,000	Subsidised fees for Dolphin Swim Club at Cockburn ARC (as to Minute 6057 of OCM 13 April 2017)	Council Decision
9398	Cockburn Senior Citizens Building Donation	9,757	9,757	9,757	Assists with maintenance costs as per lease agreement (plus CPI 1.1%)	Lease Agreement
9559	Cockburn Cricket Club Insurance	1,500	1,500	1,500	Commitment included in the lease agreement (flat fee)	Lease Agreement
9574	Spearwood Dalmatinac Club - Rates Reimbursement	12,685	12,685	12,685	Reimbursement of 50% of annual rates payable by Spearwood Dalmatinac Club for 41 Azella Rd, Spearwood as to Council Decision 14 May 2009	Council Decision
	Future Allocations	59,233	59,233	0		
	Committed/Contractual Sub Total	500,000	434,654	440,767		
	Donations to Organisations					
9196	Donations to Organisations	91,875	91,875	0	Remainder of Donations funding	
9196	City of Cockburn RSL Sub-Branch	10,000	10,000	10,000	Request for \$10,000 Donation towards their activities, operations and commemorative services such as the ANZAC Youth Parade	Council Decision
9196	Lions Club of Jandakot Lakes	2,000	2,000	2,000	Request for \$5,000 Donation towards hall hire, administration and promotion costs for fundraising activities	Council Decision
9196	Constable Care Child Safety Foundation	12,000	12,000	12,000	Request for \$12,000 Donation towards operating costs to deliver personal safety and crime prevention programs through theatre-in-education to children in Cockburn	Council Decision
9196	Cockburn Toy Library	7,000	7,000	7,000	Request for \$7,000 Donation towards their rent and other expenses	Council Decision
9196	Cockburn Volunteer Sea Search and Rescue Group	9,000	9,000	9,000	Request for \$9,000 Donation towards operating costs for 24/7 radio coverage and sea search and rescue service	Council Decision
9196	St Vincent De Paul Society Yangebup Conference	5,000	5,000	5,000	Request for \$5,000 Donation towards their ongoing costs and assisting people in need	Council Decision
9196	Cockburn Community and Cultural Council	10,000	10,000	10,000	Request for \$10,000 Donation towards their general operating costs	Council Decision
9196	Meerilinga Young Children's Services	10,000	10,000	10,000	Request for \$10,000 Donation towards operations of family and children's services in Cockburn	Council Decision
9196	Restore a Smile Foundation	2,000	2,000	2,000	Request for \$4,000 Donation towards creating a reliable, sustainable supply of sanitary pads to schools, homeless shelters and disadvantaged communities	Council Decision
9196	Project Pax for Veterans of Western Australia	3,000	3,000	3,000	Request for \$8,700 Donation towards annual mooring costs at Port Coogee Marina	Council Decision
9196	Yangebup Family Centre	13,125	13,125	13,125	Request for \$13,125 Donation towards operating three creche sessions a week to support craftermoons, PlayClub and community parenting workshops	Council Decision
9196	Cockburn Central YouthCARE Council (CCYC)	20,000	20,000	20,000	Request for \$20,000 Donation towards chaplaincy services at Atwell College, Lakeland Senior High School and Hammond Park Secondary College	Council Decision

GAD 21/04/2020

Item 9.1 Attachment 1

Activity OR 315 Natural Acc 6810	Description	Allocated 2019/20	Actual as at April 2020	Proposed Adjustments 2019/20	Comments	Council Decision/ Delegated Authority
9196	Cooby Cares	5,000	5,000	5,000	Request for \$5,000 Donation towards operating costs to assist with emergency relief activities in Coolbellup and surrounding suburbs	Council Decision
9196	Assisting Your Life to Achieve (AYLA)	5,000	0	5,000	Request for \$18,000 Donation towards operating costs for emergency food relief and other activities	Council Decision
9196	Volunteer Home Support	5,000	5,000	5,000	Request for \$5,000 Donation to assist with garden waste removal costs for Cockburn homes	Council Decision
9196	The Hub 6163			4,900	Request for \$4,900 Donation towards operating costs for community space, programs and workshops	Council Decision
9196	Atwell Toy Library			1,405	Request for \$1,405 Donation towards hall hire and storage for community service	Council Decision
9196	K9 Dog Rescue			5,000	Request for \$10,000 Donation towards costs of rescuing and rehoming dogs from Cockburn	Council Decision
9196	Second Harvest Australia			20,000	Request for \$20,000 Donation towards operating costs and providing emergency relief food hampers and community food centre in Cockburn	Council Decision
9196	Hamilton Hill YouthCARE Council (Chaplaincy)			12,000	Request for \$12,000 Donation to assist with chaplaincy costs for Cockburn students at Fremantle College and North Lake Senior Campus, as well as local primary schools	Council Decision
9196	Pets of Older Persons (POOPS) WA			3,500	Request for \$3,500 Donation towards travel costs for volunteers, assisting vulnerable and elderly people with pets	Council Decision
9196	Black Swan Health			20,000	Request for \$20,000 Donation towards operating costs of the Free Street Doctor service in Cockburn	Council Decision
9196	Imagined Futures (formerly South West Metropolitan Partnership Forum)			15,000	Request for \$15,000 Donation towards operating costs for collaboration and coordination of services to address complex social issues	Council Decision
9196	Connecting Community for Kids			15,000	Request for \$20,000 Donation to support collective impact initiative to improve childhood outcomes for children in Cockburn and Kwinana	Council Decision
9196	South Lake Otley Family & Neighbourhood Centre			13,000	Request for \$13,000 Donation towards operating costs for the centre	Council Decision
	Donations to Organisations Sub Total	210,000	205,000	227,930		
	Sponsorships					
9197	Sponsorships	44,000	36,820	0	Remainder of Sponsorship funding	
9197	Melville Cockburn Chamber of Commerce (MCCC)	0	15,000	15,000	Major Sponsorship for 2018/19 paid this FY	Council Decision
9197	Cockburn Masters Swimming Club	13,000	13,000	13,000	Request for \$13,750 'Major Event Partner' Sponsorship for Coogee Jetty to Jetty Swim XXIV, Sunday 8 March 2020	Council Decision
9197	Serbian Community 'Krajina'	5,000	5,000	5,000	Request for \$5,000 'Supporting Official' Sponsorship of 25 performers attending Sydney Serbian Folklore Festival, February 2020	Council Decision
9197	Spinnaker Health Research Foundation	15,000	15,000	15,000	Request for \$15,000 'Naming Rights' Sponsorship of City of Cockburn Award of Health Research Grant 2020	Council Decision
9197	Jervoise Bay Sailing Club	3,000	3,000	3,000	Request for \$5,000 'Official' Sponsorship of the 2019/20 Hobie Catamaran National Championship from 30 December 2019 to 4 January 2020	Council Decision
9197	Southern Lions Rugby Union Football Club	10,000	10,000	10,000	Request for \$10,000 'Naming Rights' Sponsorship of City of Cockburn	Council Decision
9197	CrossFit ChasingBetter			3,000	Request for \$5,000 'Official' Sponsorship of the ChasingBetter Throwdown event in November 2020	Council Decision
9197	Curtin University			6,500	Request for \$6,500 'Program' Sponsorship for two Cockburn delegates to attend 2020 Curtin Ignition program	Council Decision
9197	Business Foundations			15,000	Request for \$20,000 Sponsorship for co-branding of specialised business support services for Cockburn SMEs	Council Decision
9197	Individual Sponsorships	10,000	2,180	10,000	Formal sponsorship program for individuals	Delegated Authority LGACS14
	Sponsorships Sub Total	100,000	100,000	95,500		

Item 9.1 Attachment 1

GAD 21/04/2020

Activity OP 315 Natural Acc 6810	Description	Allocated 2019/20	Actual as at April 2020	Proposed Adjustments 2019/20	Comments	Council Decision/ Delegated Authority
	Grants					
8040	Landowner Biodiversity Conservation Program	35,000	16,708	35,000	Financial and natural resource management training support program for Cockburn landowners to conserve the natural bushland and wetland areas on their property	Delegated Authority AEW5
9004	Emergency Disaster Fund	10,000	15,000	60,000	For one-off emergency and disaster situations as to DA ACS13 (revised as per Council Decision 10 February 2011)	Delegated Authority ACS13
9015	Youth Academic Grants	2,000	700	2,000	Assists young people to travel to attend academic programs and activities	Delegated Authority LGACS2
9031	Junior Sports Travel Assistance Program	55,000	27,600	55,000	Assists young people in Cockburn representing WA or Australia in interstate or international team or individual sports by providing assistance for travel to competitions	Delegated Authority LGACS13
9240	Sustainability Grants Program	40,000	0	40,000	Grants program established in accordance with Council Decision on 13 May 2010	Delegated Authority LGACS14
9241	Len Packham Hall Subsidy (Burdlya)	6,000	2,040	6,000	Subsidy program that allows Indigenous and multicultural Cockburn families to access funds to assist with hall hire costs for hosting funerals, memorials and cultural events	Delegated Authority LGACS2
9312	Community Grants Program	130,000	40,534	72,000	Formal grant process for local community groups and organisations	Delegated Authority LGACS14
9314	Provide Bins Sporting Events	1,000	1,000	1,000	Provide bins to schools for sports carnivals	Delegated Authority LGACS2
9327	Community/Residents Assoc. Hall Hire Subsidy and Support Program	10,000	3,935	10,000	Assists community groups to conduct monthly meetings and events, and funds for incorporation/set up costs for new residents associations and donations for small PO box hire, adopted by Council on 14 September 2017	Delegated Authority LGACS7
9329	Cultural Grants Program	40,000	12,000	40,000	Provides grants to cultural and artistic groups and individuals	Delegated Authority LGACS14
9331	Bus Hire Subsidy	1,500	143	1,500	Provides a subsidy towards the bus hire for community organisations	Delegated Authority LGACS2
9335	Grants General Welfare	7,000	5,274	30,000	Miscellaneous requests for small donations as per DA LGACS2	Delegated Authority LGACS2
9341	Community Group Newsletter Subsidy	11,000	7,370	11,000	Assists community groups to disseminate information	Delegated Authority LGACS7
9373	Small Events Sponsorship Program	40,000	32,214	40,000	Small Events Sponsorship Program for local events for community organisations	Delegated Authority LGACS14
9396	U Fund	1,000	0	1,000	Small grants for youth for cultural/arts initiatives and events	Delegated Authority LGACS2
9399	Youth Arts Scholarships	7,000	0	1,000	Assist young people to travel to participate in performing/arts events and further study	Delegated Authority LGACS2
9475	Alcoa Cockburn Community Projects Fund	15,000	3,745	3,745	Partnership with Alcoa delivering community-driven projects (allocation doesn't include Alcoa funds, only CoC funds)	Delegated Authority LGACS2
9490	Environmental Education Initiatives Program	15,000	3,000	3,000	Support for Environmental Services to assist schools to facilitate environmental education	Delegated Authority LGACS2
9517	Cockburn Community Group Volunteer Insurance	15,000	11,276	15,000	Cockburn Community Group Insurance Program	Delegated Authority LGACS7
9535	Council Match Staff Donation	2,000	1,399	2,000	Council to match staff fundraising effort	Delegated Authority LGACS2
9649	Safety House/Walk to School Program	1,000	0	1,000	Support to schools for safety programs for children getting to school and to attend Safety House shows	Delegated Authority LGACS2
9673	Sport and Recreation Club Grants	35,000	33,010	35,000	Grants matched by local sporting clubs for minor capital works on Council owned facilities and sporting equipment	Delegated Authority LGACS13
9674	Grants to Schools	9,000	8,094	9,000	For small donations to schools for minor items	Delegated Authority LGACS2
9688	Security Subsidy for Seniors	30,000	39,188	48,000	Subsidy program for security devices for seniors	Delegated Authority LGACS2
9495	Donation and Grants General Account	121,500	10,000	163,558	Remainder of funding allocations	
	Grants Programs Sub Total	640,000	274,230	685,803		
	Totals	1,450,000	1,013,884	1,450,000		
	Budget	1,450,000		1,450,000		
	Balance	0		0		

Item 9.2

GAD 21/04/2020

9.2 (2020/MINUTE NO 0003) EVALUATION OF COCKBURN CREATES**Author(s)** K Jamieson**Attachments** N/A**RECOMMENDATION**

That Council receives the evaluation report of the Cockburn Creates participatory funding program and not continue with the program for the 2020 /21 financial year.

COMMITTEE RECOMMENDATION

MOVED Cr P Eva SECONDED Cr P Corke

That the recommendation be adopted.

CARRIED 4/0**Background**

Each year, Council allocates up to 2% of the rates income to a range of grants, donations, sponsorships and subsidies. Council established the Grants and Donations Committee to recommend on the level and nature of grants, donations and sponsorships provided to individuals, groups and organisations. To ensure that these funds are distributed in a rational way, eligibility, selection and evaluation criteria are required for the assessment and prioritisation of applications to be funded.


At its meeting of 19 April 2017, the Grants and Donations Committee considered the proposed CoCre8 Integrated Community Innovation, Participatory Budgeting and Crowdmatching model, and made the following recommendation:

“That Council supports the development of a policy and guidelines for a Community Innovation and Participatory Budgeting model to be presented to the DAPPS Committee for consideration.”

which was duly adopted by Council on 11 May 2017.

The Proposed Delegated Authority and Policy documents “Community Innovation and Participatory Budgeting” were presented at the Delegated Authorities Policies and Position Statements Committee (DAPPS) on 24 August 2017, with the following recommendation:

“That Council:



37 of 50

GAD 21/04/2020

Item 9.2

- (1) *adopt the Proposed new Policy ACS16 'Community Innovation and Participatory Budgeting' and associated new Delegated Authority ACS15, 'Community Innovation and Participatory Budgeting'; and*
- (2) *receive the proposed Guidelines for Community Innovation and Participatory Budgeting"*

which was carried and duly adopted by Council on 14 September 2017.

The Community Innovation and Participatory Budgeting program was branded under the name 'Cockburn Creates' and was launched on 22 January 2018 on the City's 'Comment on Cockburn' platform.

The purpose of this report is to evaluate the outcomes of the City's first Participatory Budgeting program, and determine if any further funding will be committed in the near future.

Submission

N/A

Report

Participatory Budgeting (PB) is a different way to manage public money, and to engage people in government. It is a democratic process in which community members directly decide how to spend part of a public budget. The percentage of the public budget allocated to the PB process is at the discretion of each organisation that uses this process.


It enables taxpayers / ratepayers to work with government and to have a direct influence on the budgetary decisions that affect their lives. It is designed to build trust between the organisation and the community.

While the City already had policies and procedures pertaining to grants, donations and sponsorships programs; the PB process was designed around a different, and more community-led way of allocating funds, and therefore required a more flexible approach to its eligibility, selection and evaluation criteria to ensure that the articulated community engagement and innovation outcomes are captured.

Following the adoption of the new Policy and associated new Delegated Authority, Officers and a working group were established to commence the administration, internal consultation, marketing and facilitator for the initial 'Hackathon'. Branded with the name 'Cockburn Creates', the program was launched in January 2018 with a 'Hackathon' scheduled for 24 February 2018.

This first stage of the process involved inviting residents, community groups, local businesses and other interested parties to attend a Community 'Hackathon' workshop where they would develop possible

38 of 50



Item 9.2

GAD 21/04/2020

projects/solutions to address identified issues, problems and challenges. This was aimed at anyone with an innovative idea to create positive change within the City of Cockburn.


Cockburn Creates - \$100,000 up for grabs

24 February

Got a great idea?

In a first for the City of Cockburn, we've allocated up to \$100,000 for projects developed by the community.

It's called participatory budgeting where the community comes up with ideas, the whole community votes on the best projects, and the community implements the winning projects using City funds - giving you more say in how and where your rates funds are spent.



You're invited to Cockburn ARC on 24 February where residents will gather for a one-day discussion about what sort of projects are needed by the community and can be delivered by the community.

Later, residents can vote online and choose how the funds should be divided and for which projects.

RSVP below. We're keen to see you there. So whether you belong to a community group or an interested individual, get involved in Cockburn Creates. Bring a friend, a colleague or a family member.


Any questions, email comment@cockburn.wa.gov.au

Fig 1. Comment on Cockburn – Cockburn Creates published 24/1/2018

The Hackathon was facilitated by a consultant from 'KomUnity' who has experience in these formats. It was attended by 24 community members, as well as staff and the judging panel consisting of City staff and Elected Members on 24 February at Cockburn ARC, where participants were guided by 'emerging' issues within the City and tasked with brainstorming solutions within groups. These were then judged on the day by the judging panel consisting of Elected Members and one staff member that had not participated in the workshop.

The projects identified and designed were:

- Pop Up Forest
- Culture Pop – A Vehicle for Culture
- Culture Connect Picnics
- Cockburn Bushcare
- Flip Our 'Hood
- Anti-isolation Station



39 of 50

GAD 21/04/2020

Item 9.2

Feedback was obtained on the day through evaluation sheets with the following information collated by the facilitator:

Quick Feedback Ratings

This part of the feedback form was completed by 19 people who rated how they felt about four specific aspects of the workshop.

Question	Rating Scale	Average Response
What did you think of the workshop?	1 = Rubbish – 10 = Amazing	8
What did you think of the workbook?	1 = Rubbish – 10 = Amazing	7
Do you feel you could use this approach in the future?	1 = I still need help – 10 = I could do it now	7
How likely would you be to come to an event like this again?	1 = Very unlikely – 10 = Very likely	8

These scores suggest that the participants enjoyed the workshop style and structure, and despite it being a new approach, they felt they understood it enough by the end to use it in the future. Most encouragingly, all but one participant reported they were likely/very likely to come to an event like this again.


What Was Your Experience Like?

This part of the feedback forms was completed by 18 people, in part or in full.

Themes were identified when more than one person highlighted the same topic, as indicated by the number in brackets. Other comments relate to topics that were highlighted by just one person.

What Worked For You?
Top 3 Themes:
1. Working with others in groups (10)
2. Structure and Materials (5)
3. Facilitation and City staff (3)
Other comments:

40 of 50




Item 9.2

GAD 21/04/2020

<ul style="list-style-type: none"> • People coming without set solutions • Pre-selected challenges
What Didn't Work For You?
<p>Top 4 Themes:</p> <ol style="list-style-type: none"> 1. Short amount of time (7) 2. More than 1 team working on the same challenge (4) 3. Some people had fixed solutions (2) 4. Pre-selected challenges (2)
<p>Other comments:</p> <ul style="list-style-type: none"> • Some people dominated the group • Long side conversations • Teams too big • Simpler materials
What Would You Change?
<p>Top Theme:</p> <p>Better information about the structure, aims and purpose of the workshop in advance (5)</p>
<p>Other comments:</p> <ul style="list-style-type: none"> • Add time for playing more games • Fewer challenges • Music • Bring groups of like-minded people per topic • Allow for pre-worked solutions

Key Learnings and Recommendations

- The participants enjoyed working with other people from the community and this was helped by the structure, materials and facilitation/support on the day, although improvements to more clearly align the workbook to the pitch template may assist participants in future events.
- Smaller teams may help reduce the overall impact of long side conversations and some people dominating a group.
- Allowing participants to indicate or pre-select the challenge they are interested in may help with team formation, clarifying that the workshop is aimed at developing solutions on the day and that there will likely be more than one team working on the same challenge.



41 of 50

GAD 21/04/2020

Item 9.2

- Setting out in more detail the 'Hackathon' structure, aims and selected challenges for the workshop in advance may have helped with participant expectations of the event.
- The amount of time available for events such as this is always a challenge especially in this case with the diversity of the participants and the requirement to capture enough information to meet the needs of the next stage of the project. In this instance the comments around 'time' were mainly about wanting more time not that the event was too long. Suggesting a longer event would be possible.

Reviewing all the feedback as a whole, and in comparison to other workshops, the consultant commented, "I believe it was a great event that was really appreciated by the participants and that with a few adjustments it could be a very valuable and popular regular event on Cockburn's Community engagement calendar".

Many of the participants following the session however either were not able or did not wish to progress submission of their concepts. The main reason for this seemed to be no 'buy-in' for the projects that had been formulated on the day rather than progressing ideas they had brought with them. Of the projects that did incubate through the 'Hackathon' process only two wished to proceed.

The working group decided to re-open the program to call for ideas under a new format where participants could engage with City officers to formulate a project and develop a pitch to be voted on by the public.

Communication to participants - March 2019:

Cockburn Creates – we want more ideas!

Feedback from Cockburn Creates participants found while they appreciated brainstorming certain themes, they really wanted to work on their own ideas.


So we have decided to host a second session for any resident who wants to drop in and develop their own idea.

Our grant pool of \$100,000 will remain open until the end of June. Anyone who lives, works or visits the City of Cockburn has until then to develop a pilot project for funding. In June, the ideas will be broadcast on the website for residents to vote for their favourite ideas. Any ideas developed so far in the first brainstorming session are still eligible for these funds.

This second round of funding attracted 15 applications including:

- Beeliar's 25th Birthday Magnets
- Yelo Productions new musical theatre show "Be"
- STEM for Girls

42 of 50



Item 9.2

GAD 21/04/2020

- Social Toy Box
- Hammy Hill workshops
- Intergenerational workshops
- Pop Up Forest demonstration - Activation and greening project for Pear Tree Café
- Eco Park Nature Play Project
- Intelligent Green Recycler
- Flip Our 'Hood
- Cockburn Rocks - Kids Music Workshops
- Coogee Gardens
- Newton Primary Nature Playground Stage 2
- CockburnMind workshops
- Shopping Bags for the Community

Each of these applications was assessed for eligibility against the Policy and applicable Guidelines, as well as ensuring that they would be supported by various departments and approvals required by the City if successful in receiving funding.

Of these, 11 were supported, with four unable to proceed due to:


- Inadequate evidence about how their ideas could go ahead
- Duplication of projects that had already been funded from the City by the same applicant
- Limited community benefit with the venue not accessible to the wider public

The Grants and Donations Committee were updated at the Meeting on 17 July 2018 on the progress of the program:

For information only, the \$120,000 allocated to the Cockburn Creates program for 2017/18 (Community Innovation and Participatory Budgeting Program) will be carried forward to the 2018/19 Grants and Donations budget to allow for further project development and further projects to participate in this program. It is anticipated that the community voting process will occur in July 2018.

The funds allocated to recipients are to assist with the activities they provide to the community, and are specifically allocated to activities which innovate to address local social, environmental and economic issues.

The remaining 11 Cockburn Creates projects were then uploaded to the Comment on Cockburn site for the public to view and vote on. This included assigning any of their allocated \$100,000 funding pool to the projects they would like to support the most. This attracted 690 people who voted on the top projects, which received full funding:



43 of 50

GAD 21/04/2020

Item 9.2

- CockburnMind workshops \$11,000
- Cockburn Rocks - Kids Music Workshops \$11,688
- Coogee Gardens \$10,000
- Flip Our Hood - Men's workshops \$16,000
- Hammy Hill workshops \$8,130
- STEM for Girls \$16,437
- Shopping Bags for the Community \$7,000
- Social Toy Box \$11,776

Partial funding was awarded to:

- Pop Up Forest demonstration at Pear Tree Cafe \$7,956

And these projects were not chosen to be funded:

- Yelo Productions new musical theatre show "Be" \$15,259
- Beeliar 25th Birthday Magnets \$1,250

The nine successful projects were notified, required to submit their signed Conditions of Funding, and advised to keep in contact with the City on their projects and provide updates as requested; with completion due by September 2019.

The acquittal process for Cockburn Creates followed the same procedures as the grants and sponsorship programs that the City already has in place. Applicants were provided with the required report template and advised to maintain a record of their projects and expenditure as they progressed, with the opportunity to contact City officers for assistance whenever they needed.


Two applicants requested variations to the timeline of their projects, approved under Delegated Authority by the Manager Community Development in order to deliver the entire project. As of February 2020, eight of the nine projects have been acquitted against the outcomes and budgets contained in the original applications. The remaining project was unable to adequately substantiate their full expenditure on the project, and is currently in the process of repaying the unspent portion of funding to the City.

Evaluation

The intentions of the Participatory Budgeting model were to be able to allow the community to vote on projects that they had developed and wished to be awarded funding. The types of applicants which participated in this round included:

- Resident groups – five
- Businesses – four
- Service providers – four
- Schools – two

44 of 50



Item 9.2

GAD 21/04/2020

The nature of the applications received through Cockburn Creates can be further broken down to the basic outcomes:

- Community engagement
- Promotion of health and associated services
- Social inclusion
- Access to educational services
- Cultural and/or art projects
- Environmental outcomes
- Promotion of groups within Cockburn

Following analysis, it was determined that each of the 15 project proposals submitted would have been eligible to apply for at least one of the existing programs of funding through the City's grants, donations and sponsorships, as demonstrated in the table below.


Existing Funding Program	Potential applications*
Community Grants	10
Cultural Grants	2
Sustainability Grants	5
Sponsorships	2

*Some applications would have potentially been eligible to apply in more than one category (however can only receive one for the same project)

The funded projects were asked to report on how they met their outcomes through the acquittal process. Across all the applications, it was consistent that the number of community members who were able to benefit from each of these projects differed from the original proposals that the community voted on. This could have been due to a number of factors such as original overestimation, lack of community involvement, insufficient planning and marketing to promote activities as well as lower than expected attendance. In line with other funding that has been distributed by the City in the past, the benefits to the wider Cockburn Community don't seem to offer as high a 'value for money' through the Cockburn Creates program. The funds committed seem to be in excess of limits that the City would ordinarily have provided, with no additional tangible benefits seen.

The process of Cockburn Creates has also experienced a 'disconnect' from the regular funding programs with limited uptake of project support (i.e. City officers) being sought by recipients. This has potentially led to less rigorous use of funds, and less than hoped for benefits.

Many of the applicants were from consortiums of different community led, not-for-profits and, in some cases, businesses. Whether the diverse



45 of 50

GAD 21/04/2020

Item 9.2

nature and pursuing of own objectives have contributed to this cannot be determined. However a long lead in time for many of the groups has meant that many projects have taken longer than expected to start and be completed. This has led the community to become detached from the process.

Some consideration needs to be given to whether the reports of the Cockburn Creates projects needs to be made available to the community members who initially voted for the projects, to see whether the objectives were met from the programs and projects that they had voted on.

The duration of the program was also extended with some projects not being completed, and variations approved, until December 2019. This is nearly two years since the whole process was established. In this time, the structure and some key individuals in a number of the groups have changed, and there was potential for some projects to lose momentum or stall with the changes. The acquittal process also reflected this with officers spending significant time working with a few groups to determine outcomes and obtain all the necessary financial records to acquit the funding.

The Cockburn Creates projects have now all been completed and the funding acquitted, except for one, with the City still seeking partial reimbursement of funding that could not be claimed against the project.

The objectives of the Participatory Budgeting model, as outlined in the Policy are:


It enables taxpayers / ratepayers to work with government and to have a direct influence on the budgetary decisions that affect their lives. It is designed to build trust between the organisation and the community.

And some of the guiding factors in determining eligibility are:

1. *It demonstrates innovation.*
2. *It meets a community need, and can demonstrate how the project or activity outcomes will benefit the local Cockburn community.*
3. *It can demonstrate clear community involvement and support through the PB process.*

Whilst the process undertaken for the PB program differed from the City's regular rounds of grants, donations and sponsorships, by being conducted through the Comment on Cockburn platform, and allowing the community to vote, the process itself would not be considered innovative. Whether the constraints of the City's due diligence and

46 of 50



Item 9.2

GAD 21/04/2020

governance obligations are a factor, or whether this impacted on the applicants and projects that were attracted, didn't incite 'innovation' it would be hard to judge.

Innovation in its modern meaning is "a new idea, creative thoughts, new imaginations in form of device or method". Innovation is often also viewed as the application of better solutions that meet new requirements, unarticulated needs, or existing market needs.

It would be suggested that more clarity is needed to determine what could be classified as 'innovative' and how the projects can embody or demonstrate this. Is it the outcomes, the topic, the way in which the project is conducted, or simply something that is new within the City that determines if it is innovative?

Given the limited outcomes of this Participatory Budgeting program and already diverse funding programs that the City offers, with significant funds already being made available, and which could have delivered the same outcomes, there appears to be little benefit in the Participatory Budgeting model in its current format.

Strategic Plans/Policy Implications

Community, Lifestyle & Security

Provide residents with a range of high quality accessible programs and services.

Economic, Social & Environmental Responsibility

Create opportunities for community, business and industry to establish and thrive.


Leading & Listening

Deliver sustainable governance through transparent and robust policy and processes.

Budget/Financial Implications

Council approved a budget of \$120,000 for the Community Innovation and Participatory Budgeting program for the 2017/18 financial year. This was allocated as \$100,000 in funding to successful projects and \$20,000 for administrative, promotional, facilitation and program costs. Due to the various extensions the budget was carried over to the 2018/19 financial year.

Legal Implications



47 of 50

GAD 21/04/2020

Item 9.2

N/A

Community Consultation

In the lead up to both rounds of the Cockburn Creates program, opportunities were promoted through the local media and Council networks. The promotional campaign comprised of:

- City of Cockburn Facebook promotional posts and feature stories on 1, 8 and 19 February and 3 March 2018.
- Advertisement in the February 2018 edition of the Cockburn Soundings.
- Hosted and promoted on City's Comment on Cockburn page.
- Segment on Radio Fremantle on 12 February 2018 with City's Community Engagement Officer regarding Cockburn Creates.
- Media Release issued 30 January 2018.
- Flyers distributed to Front Counter, Libraries, Operations Centre, Coolbellup Hub, at the Coogee Beach Australia Day Festival 2018 and to relevant officers for their networks.
- Posters hung at all City's community centres and buildings.
- Links on the City's and Cockburn ARC websites.
- Electronic Billboard message 11-23 February 2018 (North Lake Road and Beeliar Drive).
- Article in Cockburn Gazette on 1 February 2018.
- Article on Perth Now on 31 January 2018.
- Advertisement in the Cockburn Gazette on 29 May 2018.
- Promotion to community groups through the Community Development Service Unit email networks, contacts and community group meetings.
- Additional advertising through Community Development and Grants unit promotional channels.

Risk Management Implications


The Council allocates a significant amount of money to support individuals and groups through a range of funding programs. There are clear guidelines and criteria established to ensure that Council's intent for the allocation of funds are met. To ensure the integrity of the process there is an acquittal process for individuals and groups to ensure funds are used for the purpose they have been allocated.

The reputation of the City of Cockburn could be seriously compromised should funds allocated to individuals or groups who did not meet the criteria and guidelines and or did not use the funds for the purposes they were provided. Adherence to these requirements is essential.

Advice to Proponent(s)/Submitters

N/A

48 of 50




Item 9.2

GAD 21/04/2020

Implications of Section 3.18(3) *Local Government Act, 1995*

Nil

 49 of 50

GAD 21/04/2020

10. NEW BUSINESS OF AN URGENT NATURE INTRODUCED BY MEMBERS OR OFFICERS

Nil


11. MATTERS TO BE NOTED FOR INVESTIGATION, WITHOUT DEBATE

Nil

12. CLOSURE OF MEETING

The meeting closed at 6.23pm.

50 of 50



GRANTS, DONATIONS & SPONSORSHIP COMMITTEE RECOMMENDED ALLOCATIONS BUDGET 2019/20

Activity OP 315 Natural Acc 6810	Description	Allocated 2019/20	Actual as at April 2020	Proposed Adjustments 2019/20	Comments	Council Decision/ Delegated Authority
Donations						
Committed/Contractual						
8243	Little Green Steps WA Partnership Agreement	27,847	0	27,847	Two-year partnership agreement with LGS WA, for Education for Sustainability in the Early Years for 2019 and 2020, as to Council	Council Decision
8896	Cockburn Community Men's Shed Coordinator	47,500	47,500	47,500	Funding for Cockburn Community Men's Shed to support annual administration costs of a part-time coordinator, security,	Council Decision
9239	Native ARC	91,764	91,764	91,764	Donation to support the annual administration costs of Native ARC (plus CPI 1.1%)	Council Decision
9310	The Wetlands Centre Cockburn	91,764	91,764	91,764	Donation to support the annual administration costs of The Wetlands Centre Cockburn (plus CPI 1.1%)	Council Decision
9317	Pineview Preschool Maintenance Contribution	7,951	7,951	7,951	Annual contribution for maintenance of grounds and building (plus CPI 1.1%)	Lease Agreement
9322	Cockburn ARC/Dolphin Swim Club Subsidy	150,000	112,500	150,000	Subsidised fees for Dolphin Swim Club at Cockburn ARC (as to Minute 6057 of OCM 13 April 2017)	Council Decision
9398	Cockburn Senior Citizens Building Donation	9,757	9,757	9,757	Assists with maintenance costs as per lease agreement (plus CPI 1.1%)	Lease Agreement
9559	Cockburn Cricket Club Insurance	1,500	1,500	1,500	Commitment included in the lease agreement (flat fee)	Lease Agreement
9574	Spearwood Dalmatinac Club - Rates Reimbursement	12,685	12,685	12,685	Reimbursement of 50% of annual rates payable by Spearwood Dalmatinac Club for 41 Azella Rd, Spearwood as to Council Decision 14 May 2009	Council Decision
	Future Allocations	59,233	59,233	0		
	Committed/Contractual Sub Total	500,000	434,654	440,767		
Donations to Organisations						
9196	Donations to Organisations	91,875	91,875	0	Remainder of Donations funding	
9196	City of Cockburn RSL Sub-Branch	10,000	10,000	10,000	Request for \$10,000 Donation towards their activities, operations and commemorative services such as the ANZAC Youth Parade	Council Decision
9196	Lions Club of Jandakot Lakes	2,000	2,000	2,000	Request for \$5,000 Donation towards hall hire, administration and promotion costs for fundraising activities	Council Decision
9196	Constable Care Child Safety Foundation	12,000	12,000	12,000	Request for \$12,000 Donation towards operating costs to deliver personal safety and crime prevention programs through theatre-in-education to children in Cockburn	Council Decision
9196	Cockburn Toy Library	7,000	7,000	7,000	Request for \$7,000 Donation towards their rent and other expenses	Council Decision
9196	Cockburn Volunteer Sea Search and Rescue Group	9,000	9,000	9,000	Request for \$9,000 Donation towards operating costs for 24/7 radio coverage and sea search and rescue service	Council Decision
9196	St Vincent De Paul Society Yangebup Conference	5,000	5,000	5,000	Request for \$5,000 Donation towards their ongoing costs and assisting people in need	Council Decision
9196	Cockburn Community and Cultural Council	10,000	10,000	10,000	Request for \$10,000 Donation towards their general operating costs	Council Decision
9196	Meerilinga Young Children's Services	10,000	10,000	10,000	Request for \$10,000 Donation towards operations of family and children's services in Cockburn	Council Decision
9196	Restore a Smile Foundation	2,000	2,000	2,000	Request for \$4,000 Donation towards creating a reliable, sustainable supply of sanitary pads to schools, homeless shelters and disadvantaged communities	Council Decision
9196	Project Pax for Veterans of Western Australia	3,000	3,000	3,000	Request for \$8,700 Donation towards annual mooring costs at Port Coogee Marina	Council Decision
9196	Yangebup Family Centre	13,125	13,125	13,125	Request for \$13,125 Donation towards operating three creche sessions a week to support crafternoons, PlayClub and community parenting workshops	Council Decision
9196	Cockburn Central YouthCARE Council (CCYC)	20,000	20,000	20,000	Request for \$20,000 Donation towards chaplaincy services at Atwell College, Lakeland Senior High School and Hammond Park Secondary College	Council Decision

Activity OP 315 Natural Acc 6810	Description	Allocated 2019/20	Actual as at April 2020	Proposed Adjustments 2019/20	Comments	Council Decision/ Delegated Authority
9196	Cooby Cares	5,000	5,000	5,000	Request for \$5,000 Donation towards operating costs to assist with emergency relief activities in Coolbellup and surrounding suburbs	Council Decision
9196	Assisting Your Life to Achieve (AYLA)	5,000	0	5,000	Request for \$18,000 Donation towards operating costs for emergency food relief and other activities	Council Decision
9196	Volunteer Home Support	5,000	5,000	5,000	Request for \$5,000 Donation to assist with garden waste removal costs for Cockburn homes	Council Decision
9196	The Hub 6163			4,900	Request for \$4,900 Donation towards operating costs for community space, programs and workshops	Council Decision
9196	Atwell Toy Library			1,405	Request for \$1,405 Donation towards hall hire and storage for community service	Council Decision
9196	K9 Dog Rescue			8,000	Request for \$10,000 Donation towards costs of rescuing and rehoming dogs from Cockburn	Council Decision
9196	Second Harvest Australia			20,000	Request for \$20,000 Donation towards operating costs and providing emergency relief food hampers and community food centre in Cockburn	Council Decision
9196	Hamilton Hill YouthCARE Council (Chaplaincy)			12,000	Request for \$12,000 Donation to assist with chaplaincy costs for Cockburn students at Fremantle College and North Lake Senior Campus, as well as local primary schools	Council Decision
9196	Pets of Older Persons (POOPS) WA			3,500	Request for \$3,500 Donation towards travel costs for volunteers, assisting vulnerable and elderly people with pets	Council Decision
9196	Black Swan Health			20,000	Request for \$20,000 Donation towards operating costs of the Freo Street Doctor service in Cockburn	Council Decision
9196	Imagined Futures (formerly South West Metropolitan Partnership Forum)			15,000	Request for \$15,000 Donation towards operating costs for collaboration and coordination of services to address complex social issues	Council Decision
9196	Connecting Community for Kids			15,000	Request for \$20,000 Donation to support collective impact initiative to improve childhood outcomes for children in Cockburn and Kwinana	Council Decision
9196	South Lake Ottey Family & Neighbourhood Centre			13,000	Request for \$13,000 Donation towards operating costs for the centre	Council Decision
	Donations to Organisations Sub Total	210,000	205,000	230,930		
	Sponsorships					
9197	Sponsorships	44,000	36,820	0	Remainder of Sponsorship funding	
9197	Melville Cockburn Chamber of Commerce (MCCC)	0	15,000	15,000	Major Sponsorship for 2018/19 paid this FY	Council Decision
9197	Cockburn Masters Swimming Club	13,000	13,000	13,000	Request for \$13,750 'Major Event Partner' Sponsorship for Coogee Jetty to Jetty Swim XXIV, Sunday 8 March 2020	Council Decision
9197	Serbian Community 'Krajina'	5,000	5,000	5,000	Request for \$5,000 'Supporting Official' Sponsorship of 25 performers attending Sydney Serbian Folklore Festival, February 2020	Council Decision
9197	Spinnaker Health Research Foundation	15,000	15,000	15,000	Request for \$15,000 'Naming Rights' Sponsorship of City of Cockburn Award of Health Research Grant 2020	Council Decision
9197	Jervoise Bay Sailing Club	3,000	3,000	3,000	Request for \$5,000 'Official' Sponsorship of the 2019/20 Hobie Catamaran National Championship from 30 December 2019 to 4 January 2020	Council Decision
9197	Southern Lions Rugby Union Football Club	10,000	10,000	10,000	Request for \$10,000 'Naming Rights' Sponsorship of City of Cockburn	Council Decision
9197	CrossFit ChasingBetter			3,000	Request for \$5,000 'Official' Sponsorship of the ChasingBetter Throwdown event in November 2020	Council Decision
9197	Curtin University			6,500	Request for \$6,500 'Program' Sponsorship for two Cockburn delegates to attend 2020 Curtin Ignition program	Council Decision
9197	Business Foundations			15,000	Request for \$20,000 Sponsorship for co-branding of specialised business support services for Cockburn SMEs	Council Decision
9197	Individual Sponsorships	10,000	2,180	10,000	Formal sponsorship program for individuals	Delegated Authority LGACS14
	Sponsorships Sub Total	100,000	100,000	95,500		

Activity OP 315 Natural Acc 6810	Description	Allocated 2019/20	Actual as at April 2020	Proposed Adjustments 2019/20	Comments	Council Decision/ Delegated Authority
	Grants					
8040	Landowner Biodiversity Conservation Program	35,000	16,708	35,000	Financial and natural resource management training support program for Cockburn landowners to conserve the natural bushland and wetland areas on their property	Delegated Authority AEW5
9004	Emergency Disaster Fund	10,000	15,000	60,000	For one-off emergency and disaster situations as to DA ACS13 (revised as per Council Decision 10 February 2011)	Delegated Authority ACS13
9015	Youth Academic Grants	2,000	700	2,000	Assists young people to travel to attend academic programs and activities	Delegated Authority LGACS2
9031	Junior Sports Travel Assistance Program	55,000	27,600	55,000	Assists young people in Cockburn representing WA or Australia in interstate or international team or individual sports by providing assistance for travel to competitions	Delegated Authority LGACS13
9240	Sustainability Grants Program	40,000	0	40,000	Grants program established in accordance with Council Decision on 13 May 2010	Delegated Authority LGACS14
9241	Len Packham Hall Subsidy (Burdia)	6,000	2,040	6,000	Subsidy program that allows Indigenous and multicultural Cockburn families to access funds to assist with hall hire costs for hosting funerals, memorials and cultural events	Delegated Authority LGACS2
9312	Community Grants Program	130,000	40,534	72,000	Formal grant process for local community groups and organisations	Delegated Authority LGACS14
9314	Provide Bins Sporting Events	1,000	1,000	1,000	Provide bins to schools for sports carnivals	Delegated Authority LGACS2
9327	Community/Residents Assoc. Hall Hire Subsidy and Support Program	10,000	3,935	10,000	Assists community groups to conduct monthly meetings and events, and funds for incorporation/set up costs for new residents associations and donations for small PO box hire, adopted by Council on 14 September 2017	Delegated Authority LGACS7
9329	Cultural Grants Program	40,000	12,000	40,000	Provides grants to cultural and artistic groups and individuals	Delegated Authority LGACS14
9331	Bus Hire Subsidy	1,500	143	1,500	Provides a subsidy towards the bus hire for community organisations	Delegated Authority LGACS2
9335	Grants General Welfare	7,000	5,274	30,000	Miscellaneous requests for small donations as per DA LGACS2	Delegated Authority LGACS2
9341	Community Group Newsletter Subsidy	11,000	7,370	11,000	Assists community groups to disseminate information	Delegated Authority LGACS7
9373	Small Events Sponsorship Program	40,000	32,214	40,000	Small Events Sponsorship Program for local events for community organisations	Delegated Authority LGACS14
9396	U Fund	1,000	0	1,000	Small grants for youth for cultural/arts initiatives and events	Delegated Authority LGACS2
9399	Youth Arts Scholarships	7,000	0	1,000	Assist young people to travel to participate in performing/arts events and further study	Delegated Authority LGACS2
9475	Alcoa Cockburn Community Projects Fund	15,000	3,745	3,745	Partnership with Alcoa delivering community-driven projects (allocation doesn't include Alcoa funds, only CoC funds)	Delegated Authority LGACS2
9490	Environmental Education Initiatives Program	15,000	3,000	3,000	Support for Environmental Services to assist schools to facilitate environmental education	Delegated Authority LGACS2
9517	Cockburn Community Group Volunteer Insurance	15,000	11,276	15,000	Cockburn Community Group Insurance Program	Delegated Authority LGACS7
9535	Council Match Staff Donation	2,000	1,399	2,000	Council to match staff fundraising effort	Delegated Authority LGACS2
9649	Safety House/Walk to School Program	1,000	0	1,000	Support to schools for safety programs for children getting to school and to attend Safety House shows	Delegated Authority LGACS2
9673	Sport and Recreation Club Grants	35,000	33,010	35,000	Grants matched by local sporting clubs for minor capital works on Council owned facilities and sporting equipment	Delegated Authority LGACS13
9674	Grants to Schools	9,000	8,094	9,000	For small donations to schools for minor items	Delegated Authority LGACS2
9688	Security Subsidy for Seniors	30,000	39,188	48,000	Subsidy program for security devices for seniors	Delegated Authority LGACS2
9495	Donation and Grants General Account	121,500	10,000	160,558	Remainder of funding allocations for special purpose COVID-19 community funding	Delegated Authority LGACS2
	Grants Programs Sub Total	640,000	274,230	682,803		
	Totals	1,450,000	1,013,884	1,450,000		
	Budget	1,450,000		1,450,000		
	Balance	0		0		

14. PLANNING & DEVELOPMENT DIVISION ISSUES

Nil

15. FINANCE AND CORPORATE SERVICES DIVISION ISSUES

15.1 PAYMENTS MADE FROM MUNICIPAL AND TRUST FUND - MARCH 2020

Author(s) S Ng

Attachments 1. Payments Listing March 2020 [↓](#)
2. Credit Cards Listing March 2020 [↓](#)

RECOMMENDATION

That Council receive the list of payments made from the Municipal and Trust funds for March 2020, as attached to the Agenda.

Background

Council has delegated its power to make payments from the Municipal or Trust fund to the CEO and other sub-delegates under LGAFCS4. Regulation 13(1) of the *Local Government (Financial Management) Regulations 1996* requires a list of accounts paid under this delegation to be prepared and presented to Council each month.

Submission

N/A

Report

A listing of payments made during March 2020 with a net total of \$19.58 million is attached to the agenda for review. This comprises:

- EFT payments list (trade suppliers and others) - \$16,611,390.05;
- Payroll payments summary - \$2,877,812.05;
- Corporate credit card expenditure - \$88,669.24; and
- Bank transaction fees - \$6,471.39.

Also attached is a separate listing of credit card spending during the month of February (settled in March), grouped by each card holder. This includes transaction details for the acting CEO spend of \$475.15. This is reported in line with an Office of the Auditor General better practice recommendation.

Strategic Plans/Policy ImplicationsLeading and Listening

Deliver sustainable governance through transparent and robust policy and processes

Ensure sound long term financial management and deliver value for money

Budget/Financial Implications

All payments made have been provided for within the City's annual budget as adopted and amended by Council.

Legal Implications

This item ensures compliance with S 6.10(d) of the *Local Government Act 1995* and Regulations 12 and 13 of the *Local Government (Financial Management) Regulations 1996*.

Community Consultation

N/A

Risk Management Implications

Council is receiving the list of payments already made by the City under delegation in meeting its contractual obligations. This is a statutory requirement and allows Council to review and question any payment that has been made.

Advice to Proponent(s)/Submissioners

N/A

Implications of Section 3.18(3) *Local Government Act 1995*

Nil

MARCH 20 PAYMENT LISTING

MUNICIPAL & TRUST FUND

PAYMENT No.	ACCOUNT No.	PAYEE	PAYMENT DESCRIPTION	DATE	VALUE \$
EF128145	10747	INNET LIMITED	INTERNET SERVICES	4/03/2020	1,079.84
EF128146	10484	DEPARTMENT OF MINES, INDUSTRY REGULATION AND SAFETY	BUILDING SERVICES LEVY	4/03/2020	5,565.38
EF128147	10806	LANDCORP	LAND EXCHANGE	4/03/2020	192,297.77
EF128148	10888	LJ CATERERS	CATERING SERVICES	4/03/2020	5,388.13
EF128149	26987	CTI RISK MANAGEMENT	SECURITY - CASH COLLECTION	4/03/2020	2,161.30
EF128150	99997	HORNERXPRESS WORLDWIDE INC.	PROFROMA INVOICE H05378	9/03/2020	1,429.90
EF128151	99997	HORNERXPRESS WORLDWIDE INC.	INV H05378 - EXCHANGE RATE VARIANCE	9/03/2020	803.27
EF128152	26987	CTI RISK MANAGEMENT	SECURITY - CASH COLLECTION	10/03/2020	1,552.30
EF128153	10152	AUST SERVICES UNION	PAYROLL DEDUCTIONS	10/03/2020	1,091.70
EF128154	10154	AUSTRALIAN TAXATION OFFICE	PAYROLL DEDUCTIONS	10/03/2020	446,116.00
EF128155	10305	CHILD SUPPORT AGENCY	PAYROLL DEDUCTIONS	10/03/2020	1,734.54
EF128156	11001	LOCAL GOVERNMENT RACING & CEMETERIES EMPLOYEES UNION LGRCEU	PAYROLL DEDUCTIONS	10/03/2020	102.50
EF128157	11857	CHAMPAGNE SOCIAL CLUB	PAYROLL DEDUCTIONS	10/03/2020	424.00
EF128158	11800	455 CLUB	PAYROLL DEDUCTIONS	10/03/2020	16.00
EF128159	19726	HEALTH INSURANCE FUND OF WA	PAYROLL DEDUCTIONS	10/03/2020	1,524.05
EF128160	25987	TOYOTA FLEET MANAGEMENT	PAYROLL DEDUCTIONS - NOVATED LEASE	10/03/2020	608.14
EF128161	27874	SMART SALARY	SALARY PACKAGING/LEASING ADMINISTRATION	10/03/2020	11,371.51
EF128162	99996	ELIZABETH ANN NEIL-HART	RATES REFUNDS	10/03/2020	30.00
EF128163	99996	OFFICE OF STATE REVENUE	RATES REFUNDS	10/03/2020	177.16
EF128164	99996	CREATIVE CATERING PERTH	RATES REFUNDS	10/03/2020	330.00
EF128165	99996	CREATIVE CATERING PERTH	RATES REFUNDS	10/03/2020	330.00
EF128166	99996	CREATIVE CATERING PERTH	RATES REFUNDS	10/03/2020	330.00
EF128167	99996	JADE CHEW	RATES REFUNDS	10/03/2020	15.00
EF128168	99996	OFFICE OF STATE REVENUE	RATES REFUNDS	10/03/2020	108.03
EF128169	99996	JESSICA ALPHONSO D'SOUZA	RATES REFUNDS	10/03/2020	30.00
EF128170	99996	JOCELYN THENG THENG LEE	RATES REFUNDS	10/03/2020	150.00
EF128171	99996	SHARON ESTELLE CILLIERS	RATES REFUNDS	10/03/2020	150.00
EF128172	99996	MRS M SABBAGH ALVANI	RATES REFUNDS	10/03/2020	56.85
EF128173	99996	ALL COLOUR HOLDINGS	RATES REFUNDS	10/03/2020	56.85
EF128174	99996	WESTERN BORDER FOOTBALL CLUB	RATES REFUNDS	10/03/2020	1,910.00
EF128175	99996	WATTLEUP ROAD DEVELOPMENT	RATES REFUNDS	10/03/2020	893.84
EF128176	99996	MARIE YATES	RATES REFUNDS	10/03/2020	144.20
EF128177	99996	CORTES MANAGEMENT GROUP	RATES REFUNDS	10/03/2020	385.69
EF128178	99996	SETTLEMENT GROUP PTY LTD	RATES REFUNDS	10/03/2020	179.00
EF128179	99996	LAVAN LEGAL	RATES REFUNDS	10/03/2020	383.00
EF128180	99996	ALAN JAMES NORRIS	RATES REFUNDS	10/03/2020	414.00
EF128181	99996	PERTH WALDORF SCHOOL	RATES REFUNDS	10/03/2020	121.00
EF128182	10303	COCKBURN SENIOR CITIZENS ASSOCIATION	GRANTS/DONATIONS	10/03/2020	175.00
EF128183	88888	SUNDRY CREDITOR EFT	BOND REFUNDS	10/03/2020	500.00
EF128184	88888	SUNDRY CREDITOR EFT	BOND REFUNDS	10/03/2020	500.00
EF128185	88888	SUNDRY CREDITOR EFT	BOND REFUNDS	10/03/2020	9,500.00
EF128186	99997	PAUL SMITH	PAUL SMITH (C083) PEN FEE REFUND	10/03/2020	60.00
EF128187	99997	MARK GIARDINI	REFUND	10/03/2020	69.00
EF128188	99997	JULIA BARCELLO	REFUND FOR 4 ARCELERATE PACKS	10/03/2020	345.00
EF128189	99997	COCKBURN SES	COCKBURN SES REIMBURSEMENT	10/03/2020	3,882.45
EF128190	99997	COCKBURN LAKES AMATEUR FOOTBALL CLUB COL	GRANTS/DONATIONS	10/03/2020	10,895.00
EF128191	99997	PM & A SANDS	COMPOST BIN REBATE - P SANDS	10/03/2020	50.00
EF128192	99997	TAMARA ALEXANDER	BIRD BATH REBATE - T ALEXANDER	10/03/2020	19.00
EF128193	99997	GRAHAM CORNELL	SENIOR SECURITY SUBSIDY SCHEME	10/03/2020	100.00
EF128194	99997	JOAO CORREIA	SENIOR SECURITY SUBSIDY SCHEME	10/03/2020	200.00
EF128195	99997	JULIE HARE	SENIOR SECURITY SUBSIDY SCHEME	10/03/2020	200.00
EF128196	99997	LUCY BETTEGACCI	SENIOR SECURITY SUBSIDY SCHEME	10/03/2020	120.00
EF128197	99997	SAM LIPEC	SENIOR SECURITY SUBSIDY SCHEME	10/03/2020	100.00
EF128198	99997	MARY GARDINER	SENIOR SECURITY SUBSIDY SCHEME	10/03/2020	200.00
EF128199	99997	FRANCA MONDI	SENIOR SECURITY SUBSIDY SCHEME	10/03/2020	200.00
EF128200	99997	MICHELINA D'ASCANIO	SENIOR SECURITY SUBSIDY SCHEME	10/03/2020	100.00
EF128201	99997	SHARON SCARCELLI DE JONG	SENIOR SECURITY SUBSIDY SCHEME	10/03/2020	140.00

EF128202	99997	ROBYN ANDERSON	BIRD BATH REBATE - R ANDERSON	10/03/2020	50.00
EF128203	99997	ROM KARBACKI	COCKBURN ARC REFUND - ROM KARWACKI	10/03/2020	25.00
EF128204	99997	JAMES WILLIAMSON	COMPOST BIN REBATE - JAMES WILLIAMSON	10/03/2020	50.00
EF128205	99997	VICKI DI SCERNI	REFUND FOR BOKASHI BIN - VICKI DI SCERNI	10/03/2020	50.00
EF128206	99997	LJC OAKLEY AND CM D'ASCENZO	REIMBURSEMENT 2019 TEAM ACHIEVEMENT	10/03/2020	208.20
EF128207	99997	CREATIVE CULTURE - LEA TAYLOR	INVOICE 250	10/03/2020	1,310.00
EF128208	99997	BT AND NN MCFARLAND	COMPOST BIN REBATE - N MCFARLAND	10/03/2020	45.00
EF128209	99997	JOHN LARSON	OVERCHARGE FEES - JOHN LARSON	10/03/2020	16.00
EF128210	99997	SOUTHERN LIONS RUGBY UNION FOOTBALL	REIMBURSEMENT FOR GOODS - SOUTHERN LIONS	10/03/2020	40.00
EF128211	99997	AUBIN GROVE COMMUNITY ASSOCIATION INC	NEWSLETTER SUBSIDY	10/03/2020	599.50
EF128212	99997	LISA HUDSON	COMPOST BIN REBATE - L HUDSON	10/03/2020	50.00
EF128213	99997	JOHN AMORES	CROSSOVER CONTRIBUTION - JOHN AMORES	10/03/2020	300.00
EF128214	99997	RAYNALD AGUSTIN	CROSSOVER CONTRIBUTION - RAYNALD AGUSTIN	10/03/2020	300.00
EF128215	99997	CYRIL ZINS	CROSSOVER CONTRIBUTION - CYRIL ZINS	10/03/2020	300.00
EF128216	99997	COOGEE BEACH PROGRESS ASSOCIATION	DELEGATED AUTHORITY LGACS7	10/03/2020	556.00
EF128217	99997	J.G & R.M CHRISTIE	REIMBURSEMENT COOLBELLUP BAPTIST CHURCH	10/03/2020	232.87
EF128218	99997	JANDAKOT VOLUNTEER BUSH FIRE BRIGADE	EXPENSES REIMBURSEMENT	10/03/2020	817.72
EF128219	99997	STRATEGIC SUPPORT	INVOICE COC 1/030320	10/03/2020	825.00
EF128220	99997	LINDA GOUVEIA	CROSSOVER REBATE	10/03/2020	300.00
EF128221	99997	AMARINDER NARANG	CROSSOVER REBATE	10/03/2020	300.00
EF128222	27492	SUPERCHOICE SERVICES PTY LIMITED	PAYROLL DEDUCTIONS	19/03/2020	578,431.11
EF128223	26696	CHAMONIX TERBLANCHE	ELECTED MEMBER REIMBURSEMENT	12/03/2020	4,672.50
EF128224	27475	LARA KIRKWOOD	ELECTED MEMBER REIMBURSEMENT	12/03/2020	63.50
EF128225	10047	ALINTA ENERGY	NATURAL GAS & ELECTRICITY SUPPLY	12/03/2020	5,203.30
EF128226	11794	SYNERGY	ELECTRICITY USAGE/SUPPLIES	12/03/2020	299,578.52
EF128227	12025	TEL STRA CORPORATION	COMMUNICATIONS SERVICES	12/03/2020	31,513.49
EF128228	10032	ADVANCED TRAFFIC MANAGEMENT (WA) PTY LTD	CONTROLLERS AND SIGNS	12/03/2020	910.80
EF128229	10061	ASLAB PTY LTD	ASPHALTING SERVICES/SUPPLIES	12/03/2020	3,344.66
EF128230	10118	AUSTRALIA POST	POSTAGE CHARGES	12/03/2020	27,216.16
EF128231	10180	DORMA AUSTRALIA PTY LTD	AUTOMATIC DOOR SERVICES	12/03/2020	12,359.34
EF128232	10184	BENARA NURSERIES	PLANTS	12/03/2020	722.99
EF128233	10207	BOC GASES	GAS SUPPLIES	12/03/2020	82.84
EF128234	10226	BRIDGESTONE AUSTRALIA LTD	TYRE SERVICES	12/03/2020	817.04
EF128235	10246	BUNNINGS BUILDING SUPPLIES PTY LTD	HARDWARE SUPPLIES	12/03/2020	804.08
EF128236	10247	BUNZL AUSTRALIA LTD	PAPER/PLASTIC/CLEANING SUPPLIES	12/03/2020	1,977.40
EF128237	10255	CABCHARGE AUSTRALIA PTY LTD	CABCHARGES	12/03/2020	737.07
EF128238	10375	VEOLIA ENVIRONMENTAL SERVICES	WASTE SERVICES	12/03/2020	6,441.11
EF128239	10483	LANDGATE	MAPPING/LAND TITLE SEARCHES	12/03/2020	3,905.91
EF128240	10528	EASIFLEET	VEHICLE LEASE	12/03/2020	1,247.60
EF128241	10535	WORKPOWER INCORPORATED	EMPLOYMENT SERVICES - PLANTING	12/03/2020	13,554.00
EF128242	10580	FC COURIERS	COURIER SERVICES	12/03/2020	1,102.67
EF128243	10597	FLEXI STAFF PTY LTD	EMPLOYMENT SERVICES	12/03/2020	6,293.65
EF128244	10679	GRASSTREES AUSTRALIA	PLANTS & PLANTING SERVICES	12/03/2020	812.90
EF128245	10879	LES MILLS AEROBICS	INSTRUCTION/TRAINING SERVICES	12/03/2020	1,481.16
EF128246	10888	LJ CATERERS	CATERING SERVICES	12/03/2020	4,769.93
EF128247	10938	MAXWELL ROBINSON & PHELPS	PEST & WEED MANAGEMENT	12/03/2020	652.00
EF128248	10944	MCLEODS	LEGAL SERVICES	12/03/2020	16,489.33
EF128249	11028	NEVERFAIL SPRINGWATER LTD	BOTTLED WATER SUPPLIES	12/03/2020	495.57
EF128250	11036	NORTHLAKE ELECTRICAL	ELECTRICAL SERVICES	12/03/2020	26,626.81
EF128251	11208	QUICK CORPORATE AUSTRALIA PTY LTD	STATIONERY/CONSUMABLES	12/03/2020	2,936.15
EF128252	11244	RESEARCH SOLUTIONS PTY LTD	RESEARCH SERVICES	12/03/2020	5,525.55
EF128253	11284	THE ROYAL LIFE SAVING SOCIETY WA INC PTY LTD	TRAINING SERVICES	12/03/2020	1,000.00
EF128254	11307	SATELLITE SECURITY SERVICES PTY LTD	SECURITY SERVICES	12/03/2020	880.00
EF128255	11308	BOSS INDUSTRIAL FORMALLY SBA SUPPLIES	HARDWARE SUPPLIES	12/03/2020	13.50
EF128256	11334	SHENTON ENTERPRISES PTY LTD	POOL EQUIPMENT/SERVICES	12/03/2020	10,029.08
EF128257	11425	SOUTHERN METROPOLITAN REGIONAL COUNCIL	WASTE DISPOSAL GATE FEES	12/03/2020	1,740.00
EF128258	11498	SPORTS TURF TECHNOLOGY PTY LTD	TURF CONSULTANCY SERVICES	12/03/2020	5,148.00
EF128259	11483	ST JOHN AMBULANCE AUST WA OPERATIONS	FIRST AID COURSES	12/03/2020	950.40
EF128260	11554	TAYLOR MARINE	MARINE EQUIPMENT	12/03/2020	1,305.15
EF128261	11557	TECHNOLOGY ONE LTD	IT CONSULTANCY SERVICES	12/03/2020	20,599.59
EF128262	11625	TOTAL EDEN PTY LTD	RETICULATION SUPPLIES	12/03/2020	3,174.31
EF128263	11738	WA RANGERS ASSOCIATION	CONFERENCES/SEMINARS	12/03/2020	1,350.00
EF128264	11789	WALGA	ADVERTISING/TRAINING SERVICES	12/03/2020	390.00

EF128265	11793	WESTERN IRRIGATION PTY LTD	IRRIGATION SERVICES/SUPPLIES	12/03/2020	3,151.05
EF128266	11795	WESTERN POWER	STREET LIGHTING INSTALLATION & SERVICE	12/03/2020	2,234.00
EF128267	12014	TUTT BRYANT EQUIPMENT BT EQUIPMENT PTY LTD T/A/S	EXCAVATING/EARTHMOVING EQUIPMENT	12/03/2020	291.50
EF128268	12153	HAYS PERSONNEL SERVICES PTY LTD	EMPLOYMENT SERVICES	12/03/2020	5,316.96
EF128269	12207	CIVICA PTY LTD	SOFTWARE SUPPORT/LICENCE FEES	12/03/2020	1,927.46
EF128270	12507	TECHNOLOGY FOR AGEING AND DISABILITY WA	MEDICAL SUPPLIES	12/03/2020	2,052.23
EF128271	12565	SOUTHERN METRO REGIONAL COUNCIL - LOAN S	LOAN REPAYMENT	12/03/2020	3,441.38
EF128272	12589	AUSTRALIAN INSTITUTE OF MANAGEMENT	TRAINING SERVICES	12/03/2020	299.00
EF128273	12796	ISENTIA PTY LTD	MEDIA MONITORING SERVICES	12/03/2020	1,495.00
EF128274	12883	CONSERVATION VOLUNTEERS AUSTRALIA	ENVIRONMENTAL SERVICES	12/03/2020	1,780.00
EF128275	13102	MICHAEL PAGE INTERNATIONAL (AUSTRALIA) PTY LTD	EMPLOYMENT SERVICES	12/03/2020	17,808.01
EF128276	13462	ATI-MIRAGE PTY LTD	TRAINING SERVICES	12/03/2020	369.00
EF128277	13593	GREEN SKILLS INC	EMPLOYMENT SERVICES	12/03/2020	10,319.17
EF128278	13825	JACKSON MCDONALD	LEGAL SERVICES	12/03/2020	129,558.80
EF128279	13880	KRS CONTRACTING	WASTE COLLECTION SERVICES	12/03/2020	27,684.25
EF128280	14350	BAILEYS FERTILISERS	FERTILISER SUPPLIES	12/03/2020	3,631.51
EF128281	15393	STRATAGREEN	HARDWARE SUPPLIES	12/03/2020	6,492.16
EF128282	15588	NATURAL AREA HOLDINGS PTY LTD	WEED SPRAYING	12/03/2020	4,279.04
EF128283	15746	WESTERN AUSTRALIA POLICE SERVICE	POLICE CLEARANCES	12/03/2020	410.00
EF128284	15850	ECOSCAPE	ENVIRONMENTAL CONSULTANCY	12/03/2020	1,116.88
EF128285	16107	WREN OIL	WASTE DISPOSAL SERVICES	12/03/2020	16.50
EF128286	16396	MAYDAY EARTHMOVING	ROAD CONSTRUCTION MACHINE HIRE	12/03/2020	18,722.00
EF128287	16653	COMPLETE PORTABLES PTY LTD	SUPPLY & HIRE OF MODULAR BUILDINGS	12/03/2020	169.71
EF128288	16846	ACTION GLASS & ALUMINIUM	GLAZING SERVICES	12/03/2020	2,119.70
EF128289	17301	GOOD READING MAGAZINE	SUBSCRIPTION	12/03/2020	1,995.00
EF128290	17555	MAIA FINANCIAL PTY LTD	EQUIPMENT LEASE PAYMENTS	12/03/2020	206,811.24
EF128291	18203	NAT SYNC ENVIRONMENTAL	PEST CONTROL	12/03/2020	990.00
EF128292	18272	AUSTRACLEAR LIMITED	INVESTMENT SERVICES	12/03/2020	47.37
EF128293	18286	IW PROJECTS PTY LTD	CONSULTANCY SERVICES - CIVIL ENGINEERING	12/03/2020	3,954.50
EF128294	18941	ALL STAMPS	STATIONERY	12/03/2020	89.20
EF128295	18962	SEALANES (1985) P/L	CATERING SUPPLIES	12/03/2020	548.39
EF128296	19533	WOOLWORTHS LTD	GROCERIES	12/03/2020	699.61
EF128297	19541	TURF CARE WA PTY LTD	TURF SERVICES	12/03/2020	2,508.00
EF128298	19856	WESTERN TREE RECYCLERS	SHREDDING SERVICES	12/03/2020	17,600.00
EF128299	19938	ECHELON AUSTRALIA PTY LTD	INSURANCE SERVICES	12/03/2020	19,800.00
EF128300	20146	DATA#3 LIMITED	CONTRACT IT PERSONNEL & SOFTWARE	12/03/2020	447.34
EF128301	20247	CHRISTIE PARKSAFE	PARKS & RECREATIONAL PRODUCTS	12/03/2020	9,399.50
EF128302	21120	SHOREWATER MARINE PTY LTD	MARINE CONSTRUCTION SERVICES	12/03/2020	73,085.16
EF128303	21127	JOANNA AYCKBOURN (VOICES IN SINC)	INSTRUCTION - SINGING	12/03/2020	670.00
EF128304	21287	T.J.DEPIAZZI & SON S	SOIL & MULCH SUPPLIES	12/03/2020	7,171.87
EF128305	21371	LD TOTAL SANPOINT PTY LTD	LANDSCAPING WORKS/SERVICES	12/03/2020	3,685.00
EF128306	21665	MMJ REAL ESTATE (WA) PTY LTD	PROPERTY MANAGEMENT SERVICES	12/03/2020	22,126.70
EF128307	21744	JB HI FI - COMMERCIAL	ELECTRONIC EQUIPMENT	12/03/2020	17,988.00
EF128308	21747	UNICARE HEALTH	WHEELCHAIR HIRE	12/03/2020	2,438.00
EF128309	21798	THE CIVIL GROUP	CONSULTANCY - ENGINEERING	12/03/2020	6,800.00
EF128310	21946	RYAN'S QUALITY MEATS	MEAT SUPPLIES	12/03/2020	357.88
EF128311	22553	BROWNE'S FOOD OPERATIONS	CATERING SUPPLIES	12/03/2020	330.92
EF128312	22623	LANDMARK PRODUCTS LTD	LANDSCAPE INFRASTRUCTURE	12/03/2020	3,751.00
EF128313	22624	AUSSIE EARTHWORKS PTY LTD	EARTHWORKS	12/03/2020	12,705.00
EF128314	22682	BEAVER TREE SERVICES PTY LTD	TREE PRUNING SERVICES	12/03/2020	46,802.30
EF128315	22806	PUMA ENERGY (AUSTRALIA) FUELS PTY LTD	FUEL SUPPLIES	12/03/2020	60,898.98
EF128316	22859	TOP OF THE LADDER	GUTTER CLEANING SERVICES	12/03/2020	5,291.00
EF128317	22903	UNIQUE INTERNATIONAL RECOVERIES LLC	DEBT COLLECTORS	12/03/2020	217.60
EF128318	23351	COCKBURN GP SUPER CLINIC LIMITED T/A COCKBURN INTEGRATED HEALTH	LEASING FEES	12/03/2020	991.01
EF128319	23457	TOTALLY WORKWEAR FREMANTLE	CLOTHING - UNIFORMS	12/03/2020	294.25
EF128320	23866	TENNANT AUSTRALIA PTY LTD	PLANT & MACHINERY	12/03/2020	2,568.41
EF128321	23971	FIND WISE LOCATION SERVICES	LOCATING SERVICES - UNDERGROUND	12/03/2020	1,222.10
EF128322	24155	DS AGENCIES PTY LTD	IRRIGATION SUPPLIES	12/03/2020	7,370.00
EF128323	24156	MASTEC AUSTRALIA PTY LTD	PURCHASE OF NEW BINS	12/03/2020	31.69
EF128324	24281	ECO LOGICAL AUSTRALIA PTY LTD	MAPPING SERVICES	12/03/2020	8,578.00
EF128325	24734	MYRIAD IMAGES	PHOTOGRAPHY SERVICES	12/03/2020	247.50
EF128326	24748	PEARMAN'S ELECTRICAL & MECHANICAL SERVICES P/L	ELECTRICAL SERVICES	12/03/2020	748.00
EF128327	24864	FREMANTLE FOOTBALL CLUB	MERCHANDISE STOCK FOR RETAIL SALE	12/03/2020	2,395.80

EF128328	25062	LINKS MODULAR SOLUTIONS PTY LTD	SOFTWARE - ANNUAL SUPPORT & UPGRADES	12/03/2020	960.00
EF128329	25115	FIG	INVESTMENT MANAGEMENT SERVICES	12/03/2020	2,750.00
EF128330	25121	IMAGESOURCE DIGITAL SOLUTIONS	BILLBOARDS	12/03/2020	8,112.72
EF128331	25128	HORIZON WEST LANDSCAPE & IRRIGATION P/L	LANDSCAPING SERVICES	12/03/2020	36,562.34
EF128332	25264	ACURIX NETWORKS PTY LTD	WIFI ACCESS SERVICE	12/03/2020	5,946.80
EF128333	25418	C5 LEGAL	LEGAL SERVICES	12/03/2020	9,736.55
EF128334	25713	DISCUS ON DEMAND THE TRUSTEE FOR DISCUS ON DEMAND UNIT TRUST	PRINTING SERVICES	12/03/2020	1,046.88
EF128335	25813	LG CONNECT PTY LTD	ERP SYSTEMS DEVELOPMENT	12/03/2020	2,861.06
EF128336	25822	FITZWORK.COM.AU MERCURY SEARCH AND SELECTION PTY LTD	EMPLOYEE CHECK	12/03/2020	115.17
EF128337	25832	EXTERIA	STREET AND PARK INFRASTRUCTURE	12/03/2020	5,375.70
EF128338	25940	LEAF BEAN MACHINE	COFFEE BEAN SUPPLY	12/03/2020	200.00
EF128339	26029	AUTOSWEEP WA	SWEEPING SERVICES	12/03/2020	3,773.00
EF128340	26067	SPRAYKING WA PTY LTD	CHEMICAL WEED CONTROL SERVICES	12/03/2020	680.00
EF128341	26114	GRACE RECORDS MANAGEMENT	RECORDS MANAGEMENT SERVICES	12/03/2020	1,204.57
EF128342	26211	AMCOM PTY LTD	INTERNET/DATA SERVICES	12/03/2020	3,509.78
EF128343	26257	PAPERBARK TECHNOLOGIES	ARBORICULTURAL CONSULTANCY SERVICES	12/03/2020	10,064.65
EF128344	26303	GECKO CONTRACTING TURF & LANDSCAPE MAINTENANCE	TURF & LANDSCAPE MAINTENANCE	12/03/2020	18,785.00
EF128345	26314	CPE GROUP	TEMPORARY EMPLOYMENT SERVICES	12/03/2020	2,149.87
EF128346	26354	ELECTROFEN	REPAIR SERVICES - SECURITY FENCES	12/03/2020	198.00
EF128347	26359	WILSON SECURITY	SECURITY SERVICES	12/03/2020	204,964.33
EF128348	26399	PAPERSOUL THE TRUSTEE FOR PETERS MORRISON FAMILY TRUST	GRAPHIC DESIGN SERVICES	12/03/2020	3,971.00
EF128349	26403	CHES POWER GROUP	ENGINEERING SOLUTIONS / BACK UP GENERATO	12/03/2020	330.00
EF128350	26442	BULLANT SECURITY PTY LTD KEY WEST LOCK SERVICE & SALES	LOCKSMITH & SECURITY SERVICES	12/03/2020	7,771.30
EF128351	26470	SCP CONSERVATION	FENCING SERVICES	12/03/2020	6,809.00
EF128352	26556	HEALTHCARE AUSTRALIA PTY LTD	TEMPORARY EMPLOYMENT SERVICES	12/03/2020	200.51
EF128353	26606	ENVIRO INFRASTRUCTURE PTY LTD	CONSTRUCTION& FABRICATION	12/03/2020	17,152.01
EF128354	26610	TRACC CIVIL PTY LTD	CIVIL CONSTRUCTION - CONTRACT C100881	12/03/2020	1,342,334.20
EF128355	26614	MARKETFORCE PTY LTD	ADVERTISING	12/03/2020	10,977.83
EF128356	26618	GLOBAL SPILL CONTROL PTY LTD	ROAD SAFETY PRODUCTS	12/03/2020	4,298.80
EF128357	26721	QUAD SERVICES PTY LTD	CLEANING SERVICES	12/03/2020	2,301.19
EF128358	26782	SOFT LANDING	RECYCLING SERVICES	12/03/2020	12,866.59
EF128359	26824	WEB KEY IT PTY LTD	WEBSITE CONSULTANCY	12/03/2020	1,078.00
EF128360	26843	ERGOLINK	ERGONOMIC OFFICE FURNITURE	12/03/2020	919.53
EF128361	26846	VISABILITY LIMITED	DISABILITY SERVICES	12/03/2020	1,449.28
EF128362	26898	SPANDEX ASIA PACIFIC PTY LTD	SIGNAGE SUPPLIER	12/03/2020	1,426.84
EF128363	26911	HARVEY NORMAN OCONNOR	RETAIL	12/03/2020	1,821.00
EF128364	26917	CIRRUS NETWORKS PTY LTD	IT NETWORK & TELEPHONY SERVICES	12/03/2020	10,377.55
EF128365	26938	MAJESTIC PLUMBING	PLUMBING SERVICES	12/03/2020	702.04
EF128366	26987	CTI RISK MANAGEMENT	SECURITY - CASH COLLECTION	12/03/2020	1,009.80
EF128367	27018	MARK NORMAN CONSULTING	CONSULTANCY - ELECTRICAL	12/03/2020	4,207.50
EF128368	27028	TECHNOGYM AUSTRALIA PTY LTD	FITNESS EQUIPMENT	12/03/2020	25,982.00
EF128369	27031	DOWNER EDI WORKS PTY LTD	ASPHALT SERVICES	12/03/2020	352,808.26
EF128370	27034	ADELBY PTY LTD	FIREBREAK CONSTRUCTION	12/03/2020	57,433.20
EF128371	27046	TFH HIRE SERVICES PTY LTD	HIRE FENCING	12/03/2020	544.50
EF128372	27054	VOCUS PTY LTD	TELECOMMUNICATIONS	12/03/2020	2,323.20
EF128373	27061	BON LEISURE	CONSULTANCY	12/03/2020	6,416.66
EF128374	27065	WESTBOOKS	BOOKS	12/03/2020	1,347.33
EF128375	27072	NORDIC FITNESS EQUIPMENT	FITNESS EQUIPMENT	12/03/2020	914.00
EF128376	27078	INFOCOUNCIL PTY LTD	SOFTWARE	12/03/2020	726.00
EF128377	27098	Q2 (Q-SQUARED)	DIGITAL DATA SERVICE	12/03/2020	550.00
EF128378	27108	SOUTH COOGEE JOINERY	TIMBER SUPPLIES	12/03/2020	143.00
EF128379	27154	SUEZ RECYCLING & RECOVERY PTY LTD	WASTE SERVICES	12/03/2020	20,374.43
EF128380	27177	INITIAL HYGIENE	HYGIENE	12/03/2020	3,304.24
EF128381	27180	HEALTHSTRONG PTY LTD	HOME CARE	12/03/2020	330.00
EF128382	27198	GREEN PROMOTIONS PTY LTD	PROMOTIONAL SUPPLIES	12/03/2020	1,764.84
EF128383	27241	LANDSCAPE ELEMENTS PTY LTD	LANDSCAPING SERVICES	12/03/2020	22,168.85
EF128384	27243	ARJOHUNTLEIGH PTY LTD	SUPPLY, REPAIRS HEALTH EQUIPEMNT	12/03/2020	741.40
EF128385	27303	SEBEL PTY LTD	FURNITURE	12/03/2020	6,924.39
EF128386	27310	SWIMPLEX AQUATICS PTY LTD	POOL EQUIPMENT MAINTENANCE	12/03/2020	2,310.00
EF128387	27334	WESTCARE PRINT	PRINTING SERVICES	12/03/2020	517.00
EF128388	27338	KINGDOM PRODUCTIONS PTY LTD	AUDIO VISUAL EQUIP	12/03/2020	1,480.55
EF128389	27348	MESSAGE MEDIA	TELECOMMUNICATIONS	12/03/2020	173.76
EF128390	27351	PROGRAMMED PROPERTY SERVICES	PROPERTY MAINTENANCE	12/03/2020	1,072.50

EF128391	27352	BIKEWISE	TRANSPORT PROMOTIONS	12/03/2020	880.00
EF128392	27355	PLAYMASTER	PLAYGROUND EQUIPMENT	12/03/2020	28,974.00
EF128393	27370	MAUREEN MAHER CONSULTING	TRAINING	12/03/2020	550.00
EF128394	27377	ACCIDENTAL HEALTH AND SAFETY - PERTH	FIRST AID SUPPLIES	12/03/2020	185.22
EF128395	27392	AXIS MAINTENANCE SERVICES PTY LTD	MAINTENANCE	12/03/2020	1,846.61
EF128396	27396	ANKEET MEHTA SPEARWOOD NEWSPAPER ROUND DELIVERY	NEWSPAPER DELIVERY	12/03/2020	318.56
EF128397	27401	EMPRISE MOBILITY PTY LTD	MOBILITY EQUIPMENT	12/03/2020	450.00
EF128398	27402	MESSAGES ON HOLD AUSTRALIA PTY LTD	TELEPHONE MARKETING	12/03/2020	3,787.40
EF128399	27423	MECHANICAL PROJECT SERVICES PTY LTD	AIRCONDITIONING SERVICES	12/03/2020	677.40
EF128400	27427	HOME CHEF	COOKING/FOOD SERVICES	12/03/2020	282.88
EF128401	27430	MY FLEX TRAINING	TRAINING SERVICES	12/03/2020	200.00
EF128402	27455	SITE PROTECTIVE SERVICES	CCTV PARTS	12/03/2020	5,817.86
EF128403	27507	FACILITIES FIRST AUSTRALIA	CLEANING SERVICES	12/03/2020	49,384.10
EF128404	27518	KYOCERA DOCUMENT SOLUTIONS AUSTRALIA PTY LTD	PHOTOCOPYING MACHINES	12/03/2020	3,288.47
EF128405	27531	SIMPLYLOGICAL.NET	SOFTWARE SYSTEM	12/03/2020	10,289.67
EF128406	27535	THE FOREVER PROJECT PTY LTD	CONSULTANCY	12/03/2020	1,100.00
EF128407	27544	FORT LOCKS	LOCKSMITH	12/03/2020	577.50
EF128408	27548	STANDING FORK	CATERING	12/03/2020	1,887.80
EF128409	27566	THUROONA SERVICES	ASBESTOS REMOVAL	12/03/2020	267.30
EF128410	27567	CHORUS AUSTRALIA LIMITED	HEALTH CARE SERVICES	12/03/2020	2,730.75
EF128411	27575	SHRED X SECURE DESTRUCTION	DOCUMENT DESTRUCTION	12/03/2020	50.80
EF128412	27579	TRAVIS HAYTO PHOTOGRAPHY	PHOTOGRAPHY SERVICES	12/03/2020	275.00
EF128413	27587	NEW GROUND WATER SERVICES PTY LTD	IRRIGATION/RETICULATION	12/03/2020	14,186.70
EF128414	27617	GALAXY 42 PTY LTD	CONSULTANCY - IT	12/03/2020	8,448.00
EF128415	27622	TRUGRADE MEDICAL SUPPLIES	MEDICAL SUPPLIES	12/03/2020	158.20
EF128416	27631	AQUATIC SERVICES WA PTY LTD	POOL EQUIPMENT & MAINTENANCE	12/03/2020	2,898.80
EF128417	27650	DATACOM SYSTEMS (AU) PTY LTD	IT SALES, CONSULTING & SERVICE	12/03/2020	54,213.01
EF128418	27657	POSITIVE BALANCE MASSAGE	MASSAGE THERAPY	12/03/2020	200.00
EF128419	27665	QTM PTY LTD	TRAFFIC MANAGEMENT	12/03/2020	43,660.17
EF128420	27710	RELAY CONTROLS	ELECTRICAL SERVICES	12/03/2020	709.50
EF128421	27720	BJ SYSTEMS	SECURITY SERVICES	12/03/2020	9,757.73
EF128422	27776	URBAN RESOURCES PTY LTD	HIRE PALNT & EQUIPMENT	12/03/2020	8,800.00
EF128423	27777	MOLIVI CONSTRUCTION PTY LTD	PROGRESS CLAIM CL004 - C100591	12/03/2020	205,006.67
EF128424	27779	SPORTS CIRCUIT LINEMARKING	LINEMARKING	12/03/2020	6,385.50
EF128425	27797	CITY LIFTS	LIFT MAINTENANCE	12/03/2020	10,715.00
EF128426	27799	WA PROFILING AND STABILISATION PTY LTD	ROAD PROFILING	12/03/2020	15,695.50
EF128427	27819	AXIIS CONTRACTING PTY LTD	CONCRETE WORKS	12/03/2020	41,285.51
EF128428	27835	DIVERSECO PTY LTD	WEIGHING EQUIPMENT	12/03/2020	2,565.20
EF128429	27842	LIGHT HOUSE LAUNDRY	LAUNDERING	12/03/2020	130.74
EF128430	27855	TOTAL LANDSCAPE REDEVELOPMENT SERVICE PTY LTD	TREE WATERING	12/03/2020	93,882.86
EF128431	27863	CARERS PLUS	NURSING SERVICES	12/03/2020	2,746.87
EF128432	27888	ROCKINGHAM TOYOTA	CAR DELAERSHIP	12/03/2020	43,833.71
EF128433	27894	LIFECARE HOMECARE	HEALTHCARE	12/03/2020	753.50
EF128434	27899	NATURE CALLS PORTABLE TOILETS	HIRE - PORTABLE LOOS	12/03/2020	270.00
EF128435	27910	ONE DEGREE ADVISORY	CONSULTANCY	12/03/2020	23,705.00
EF128436	27916	BODY BIKE AUSTRALIA PTY LTD	BIKE REPAIRS & SERVICING	12/03/2020	380.00
EF128437	27917	GO DOORS PTY LTD	DOOR MAINTENANCE & REPAIR	12/03/2020	1,452.00
EF128438	27933	ORACLE SURVEYS PTY LTD	SURVEYING	12/03/2020	3,909.00
EF128439	27935	ART DINOUVEAU PTY LTD	PLAYGROUND EQUIPMENT	12/03/2020	3,828.00
EF128440	99997	FAMILY DAY CARE	FDC PAYMENT WE WE 08/03/20	12/03/2020	50,127.54
EF128441	99997	IN HOME CARE PAYMENTS	IHC PAYMENTS WE 08/03/20	12/03/2020	21,583.18
EF128442	10484	DEPARTMENT OF MINES, INDUSTRY REGULATION AND SAFETY	BUILDING SERVICES LEVY	17/03/2020	44,726.37
EF128443	24645	NS PROJECTS PTY LTD	PROJECT MANAGEMENT SERVICES	17/03/2020	13,200.00
EF128444	26987	CTI RISK MANAGEMENT	SECURITY - CASH COLLECTION	17/03/2020	828.25
EF128445	27908	RAUBEX CONSTRUCTION	ENGINEERING CIVIL - CONTRACT C100884 HENDERSON LANDFILL CAPPING	17/03/2020	300,137.90
EF128446	99999	PERTH WALDORF SCHOOL	REFUND	17/03/2020	121.00
EF128447	99997	MARK GIARDINI	REFUND FOR 1 ARCELERATE PACK	17/03/2020	69.00
EF128448	99997	CARMINE AND MICHELINA DASCANIO	SENIOR SECURITY SUBSIDY SCHEME	17/03/2020	100.00
EF128449	27462	SUPERCHOICE SERVICES PTY LIMITED	PAYROLL DEDUCTIONS	19/03/2020	832.94
EF128450	10590	DEPARTMENT OF FIRE AND EMERGENCY SERVICES	ESL LEVY & RELATED COSTS	23/03/2020	5,880,207.10
EF128451	12595	SOUTHERN METRO REGIONAL COUNCIL - LOAN S	LOAN REPAYMENT	23/03/2020	397,422.26
EF128452	10152	AUST SERVICES UNION	PAYROLL DEDUCTIONS	24/03/2020	1,091.70
EF128453	10154	AUSTRALIAN TAXATION OFFICE	PAYROLL DEDUCTIONS	24/03/2020	470,882.00

EF128454	10305	CHILD SUPPORT AGENCY	PAYROLL DEDUCTIONS	24/03/2020	1,734.54
EF128455	11001	LOCAL GOVERNMENT RACING & CEMETERIES EMPLOYEES UNION LGRCEU	PAYROLL DEDUCTIONS	24/03/2020	94.81
EF128456	11857	CHAMPAGNE SOCIAL CLUB	PAYROLL DEDUCTIONS	24/03/2020	420.00
EF128457	11860	455 CLUB	PAYROLL DEDUCTIONS	24/03/2020	16.00
EF128458	19726	HEALTH INSURANCE FUND OF WA	PAYROLL DEDUCTIONS	24/03/2020	1,524.07
EF128459	25987	TOYOTA FLEET MANAGEMENT	PAYROLL DEDUCTIONS - NOVATED LEASE	24/03/2020	608.14
EF128460	27874	SMART SALARY	SALARY PACKAGING/LEASING ADMINISTRATION	24/03/2020	10,226.38
EF128461	99997	FAMILY DAY CARE	FDC PAYMENT WE 22/03/2020	26/03/2020	45,822.23
EF128462	99997	IN HOME CARE PAYMENTS	IHC PAYMENTS WE 22/03/2020	26/03/2020	21,107.29
EF128463	11867	KEVIN JOHN ALLEN	MONTHLY ELECTED MEMBER ALLOWANCE AND REIMBURSEMENT	31/03/2020	2,877.01
EF128464	12740	LOGAN HOWLETT	MONTHLY ELECTED MEMBER ALLOWANCE	31/03/2020	11,439.09
EF128465	25353	PHILIP EVA	MONTHLY ELECTED MEMBER ALLOWANCE	31/03/2020	2,639.83
EF128466	26696	CHAMONIX TERBLANCHE	MONTHLY ELECTED MEMBER ALLOWANCE AND REIMBURSEMENT	31/03/2020	2,824.10
EF128467	27326	MICHAEL SEPAROVICH	MONTHLY ELECTED MEMBER ALLOWANCE	31/03/2020	2,639.83
EF128468	27327	CHONTELLE SANDS	MONTHLY ELECTED MEMBER ALLOWANCE	31/03/2020	2,639.83
EF128469	27475	LARA KIRKWOOD	MONTHLY ELECTED MEMBER ALLOWANCE AND REIMBURSEMENT	31/03/2020	4,718.10
EF128470	27871	TOM WIDENBAR	MONTHLY ELECTED MEMBER ALLOWANCE	31/03/2020	2,639.83
EF128471	27872	PHOEBE CORKE	MONTHLY ELECTED MEMBER ALLOWANCE	31/03/2020	2,639.83
EF128472	99996	NORIKO FUKUJU	RATES REFUNDS	31/03/2020	42.50
EF128473	99996	NATALIA SKORUPSKA	RATES REFUNDS	31/03/2020	150.00
EF128474	99996	DEBORAH JANE FITZPATRICK	RATES REFUNDS	31/03/2020	150.00
EF128475	99996	MONICA COLMAN	RATES REFUNDS	31/03/2020	100.00
EF128476	99996	JACQUELINE CREBBIN	RATES REFUNDS	31/03/2020	100.00
EF128477	99996	CHRISTOPHER HARRAP	RATES REFUNDS	31/03/2020	80.00
EF128478	99996	NORTH SHORE LANDSCAPES	RATES REFUNDS	31/03/2020	147.00
EF128479	99996	CATHERINE ABREU	RATES REFUNDS	31/03/2020	150.00
EF128480	99996	GARY ROBERT JOHN FOXBRIDGE	RATES REFUNDS	31/03/2020	100.00
EF128481	99996	MARTIN FLYNN	RATES REFUNDS	31/03/2020	1,063.10
EF128482	99996	CAMERON LIDDLE	RATES REFUNDS	31/03/2020	603.46
EF128483	99996	RODNEY D LYONS	RATES REFUNDS	31/03/2020	256.35
EF128484	99996	DENSFORD CIVIL PTY LTD	RATES REFUNDS	31/03/2020	132.45
EF128485	99996	VENTURA HOME GROUP PTY LTD	RATES REFUNDS	31/03/2020	1,797.78
EF128486	99996	CINTHYA NOVELIANA	RATES REFUNDS	31/03/2020	200.00
EF128487	99996	CARERS WA	RATES REFUNDS	31/03/2020	110.00
EF128488	99996	THE GREENS WA	RATES REFUNDS	31/03/2020	51.00
EF128489	99996	YESENIA VASQUEZ	RATES REFUNDS	31/03/2020	410.00
EF128490	99996	CORTES MANAGEMENT GROUP	RATES REFUNDS	31/03/2020	532.00
EF128491	99996	CORTES MANAGEMENT GROUP	RATES REFUNDS	31/03/2020	387.00
EF128492	99996	MARTIN WALSH	RATES REFUNDS	31/03/2020	1,423.38
EF128493	99996	BENJAMIN JOHNSTONE	RATES REFUNDS	31/03/2020	782.55
EF128494	99996	STEPHEN PARKER	RATES REFUNDS	31/03/2020	1,815.01
EF128495	99996	RONALD GRAHAM	RATES REFUNDS	31/03/2020	789.00
EF128496	99996	AMG REAL ESTATE	RATES REFUNDS	31/03/2020	965.00
EF128497	99996	DIANNE SMITH	RATES REFUNDS	31/03/2020	1,247.37
EF128498	99996	MADORA BAY SETTLEMENTS	RATES REFUNDS	31/03/2020	1,028.84
EF128499	99996	ALZHEIMER'S AUSTRALIA WA LTD	RATES REFUNDS	31/03/2020	400.00
EF128500	99996	EMILY AZZOPARDI	RATES REFUNDS	31/03/2020	387.21
EF128501	99996	LINDSAY EMMOTT	RATES REFUNDS	31/03/2020	22.00
EF128502	99996	DENISE LYONS	RATES REFUNDS	31/03/2020	22.00
EF128503	99996	MOSTAFA TURN	RATES REFUNDS	31/03/2020	150.00
EF128504	99996	FRANCISCO & MARIA GONCALVES	RATES REFUNDS	31/03/2020	441.00
EF128505	99996	TANGENT NOMINEES PTY LTD	RATES REFUNDS	31/03/2020	295.00
EF128506	99996	PAULINE ANTIOCH	RATES REFUNDS	31/03/2020	498.79
EF128507	99996	RENEE DONOGHUE	RATES REFUNDS	31/03/2020	947.50
EF128508	99996	N BROWN	RATES REFUNDS	31/03/2020	2,973.05
EF128509	99996	KATHRYN JANE WILLIAMS	RATES REFUNDS	31/03/2020	100.00
EF128510	88888	SUNDRY CREDITOR EFT	BOND REFUNDS	31/03/2020	8,564.00
EF128511	88888	SUNDRY CREDITOR EFT	BOND REFUNDS	31/03/2020	2,363.65
EF128512	88888	SUNDRY CREDITOR EFT	BOND REFUNDS	31/03/2020	150.00
EF128513	88888	SUNDRY CREDITOR EFT	BOND REFUNDS	31/03/2020	150.00
EF128514	88888	SUNDRY CREDITOR EFT	BOND REFUNDS	31/03/2020	500.00
EF128515	99997	COMMUNITY OF AUBIN GROVE	DELEGATED AUTHORITY LGACS7	31/03/2020	599.50
EF128516	99997	PAUL BURNSNALL	BIRD BATH REBATE - PAUL BURNSNALL	31/03/2020	19.95

EF128517	99997	HUGH CONAL FAULKNER	COMPOST BIN REBATE - H FAULKNER	31/03/2020	45.00
EF128518	99997	VANESSA METTAM	COMPOST BIN REBATE - V MATTAM	31/03/2020	45.00
EF128519	99997	ADRIAN JOHN WILBY	BIRD BATH REBATE - A WILBY	31/03/2020	19.95
EF128520	99997	NSW RURAL FIRE SERVICE	DONATION - CITY OF COCKBURN STAFF	31/03/2020	1,430.00
EF128521	99997	EDMUND BARTON	UNSPENT HOME CARE FUNDS -10296760/BARTON	31/03/2020	25,015.43
EF128522	99997	CHRISTOPHER SOARES	COMPOST BIN REBATE - C SOARES	31/03/2020	50.00
EF128523	99997	KENNETH BOWMAN & LOUISA BOWMAN	COMPOST BIN REBATE - K BOWMAN	31/03/2020	50.00
EF128524	99997	JAMIE BLIGHT	CROSSOVER REBATE	31/03/2020	300.00
EF128525	99997	LUKE ALLAN	COMPOST BIN REBATE- L ALLAN	31/03/2020	50.00
EF128526	99997	DANNIELLE BABER	COMPOST BIN REBATE - DANNIELLE BABER	31/03/2020	50.00
EF128527	99997	ANDREI COSTACHE	COMPOST BIN REBATE - ANDREI COSTACHE	31/03/2020	50.00
EF128528	99997	RA & RE HAWKINS	UNSPENT HOME CARE FUNDS - R HAWKINS	31/03/2020	1,842.77
EF128529	99997	HELIUS DE ALMEIDA GUIMARAES FIHO	PEN FEE REFUND - E164 HELIUS DE ALMEIDA	31/03/2020	258.38
EF128530	99997	AMARINDER NARANG	CROSSOVER REBATE	31/03/2020	300.00
EF128531	99997	SARAH ALLEN	JUNIOR SPORT TRAVEL ASSISTANCE	31/03/2020	400.00
EF128532	99997	JASON DE BRITO	JUNIOR SPORT TRAVEL ASSISTANCE	31/03/2020	400.00
EF128533	99997	DANIEL HARWOOD	JUNIOR SPORT TRAVEL ASSISTANCE	31/03/2020	400.00
EF128534	99997	AIDEN HEROLD	JUNIOR SPORT TRAVEL ASSISTANCE	31/03/2020	400.00
EF128535	99997	DANIEL KHAN	JUNIOR SPORT TRAVEL ASSISTANCE	31/03/2020	400.00
EF128536	99997	GILLIAN LIUBICICH	COMPOST REBATE	31/03/2020	50.00
EF128537	99997	FRASER DALY	COMPOST BIN REBATE	31/03/2020	50.00
EF128538	99997	BRENDAH TOMS	1ST PRIZE HEAT 2 18 + YEARS COCKBURNS G	31/03/2020	500.00
EF128539	99997	PARAMIE PERERA	1ST PRIZE HEAT 1 5-10 YEARS COCKBURNS GO	31/03/2020	500.00
EF128540	99997	KADE DE LUCA	1ST PRIZE HEAT 2 11 - 17YEARS COCKBURNS	31/03/2020	500.00
EF128541	99997	HARRIET KENWORTHY	2ND PRIZE HEAT 1 11 - 17 YEARS COCKBURNS	31/03/2020	250.00
EF128542	99997	HIRUNI PERERA	2ND PRIZE HEAT 1 11 - 17 YEARS COCKBURNS	31/03/2020	250.00
EF128543	99997	LIVINIA CHINNERY	2ND PRIZE HEAT 2 11 - 17 YEARS COCKBURNS	31/03/2020	250.00
EF128544	99997	JOURDYN SPINLEY	2ND PRIZE HEAT 1 18 + YEARS COCKBURNS GO	31/03/2020	250.00
EF128545	99997	AMELIA TREVENEN	3RD PRIZE HEAT 1 5 - 10 YEARS COCKBURNS	31/03/2020	100.00
EF128546	99997	ADHISTA DANUHARTA	3RD PRIZE HEAT 2 11 - 17 YEARS COCKBURNS	31/03/2020	100.00
EF128547	99997	COOGEE BEACH SL SC MEL RAINEY	GRANT - INVOICE 544	31/03/2020	1,950.00
EF128548	99997	FREMANTLE HOCKEY CLUB ROB MCPHERSON	GRANT	31/03/2020	2,250.00
EF128549	99997	COCKBURN COMMUNITY MEN'S SHED INC.	DONATION - CCMS - 2ND INSTALLMENT 2019/2	31/03/2020	17,500.00
EF128550	99997	EMILY HENNEY	3RD PRIZE HEAT 111 - 17 YEARS COCKBURNS	31/03/2020	100.00
EF128551	99997	EDITH COWAN UNIVERSITY	CANCELLATION DUE TO COVID-19	31/03/2020	125.00
EF128552	99997	WOMEN'S COUNCIL FOR DOMESTIC AND FAMILY	INVOICE CAMP19 - 019	31/03/2020	1,500.00
EF128553	99997	FREE SPIRIT DANCE COMMUNITY INC	INVOICE 01399	31/03/2020	400.00
EF128554	99997	HFG ZAGREB	INVOICE # 00000005	31/03/2020	450.00
EF128555	99997	SERBIAN COMMUNITY KRAJINA INC	INVOICE 11007	31/03/2020	400.00
EF128556	99997	CASA DEL COMPAS	FLAMENCO PERFORMANCE COOGEE LIVE	31/03/2020	900.00
EF128557	99997	ALYSSA DALAO	1ST PRIZE HEAT 111 - 17 YEARS COCKBURNS	31/03/2020	500.00
EF128558	99997	JORDAN MEARS	1ST PRIZE HEAT 111 - 17 YEARS COCKBURNS	31/03/2020	500.00
EF128559	99997	ANTHONY JACOBS	3RD PRIZE HEAT 111 - 17 YEARS COCKBURNS	31/03/2020	100.00
EF128560	99997	CSDA OFFICIAL DEPARTMENTAL RECEIPTS	CENTREPAY	31/03/2020	233.64
EF128561	99997	SUSAN ABSALOM	MEMO - LICENSE REIMBURSEMENT	31/03/2020	296.85
EF128562	99997	BARBARA ABBOTT TJA BEHAVIOUR MATTERS	EMPLOYEE GRIEVANCE INVESTIGATION.	31/03/2020	5,700.00
EF128563	99997	LEAH SMITH	CAT STERILISATION SUBSIDY - BOBBEE 50476	31/03/2020	50.00
EF128564	99997	SDRC	INVOICE 1 - 27/02/2020	31/03/2020	350.00
EF128565	99997	JANDAKOT BUSHFIRE BRIGADE	INVOICE 308	31/03/2020	573.85
EF128566	99997	RSM AUSTRALIA PTY LTD	REF COC416951 - CANCELLED BOOKING	31/03/2020	150.00
EF128567	99997	LUKE HARRIS	REIMBURSEMENT FOR PARKING - 10/3/20	31/03/2020	18.17
EF128568	99997	TUNA BLUE PTY LTD	REFUND OF CANCELLED BOOKING COVID-19	31/03/2020	450.00
EF128569	99997	JAN PITTMAN	PRESENTER FEE FOR SATURDAY 21/03/2020	31/03/2020	1,175.00
EF128570	99997	PHOENIX PARK LITTLE ATHLETICS NICOLE TEP	SPORTS EQUIPMENT GRANT #123	31/03/2020	1,000.00
EF128571	99997	LEAH L BISHOP	WATER PLAY 8'DAY PARTY REFUND	31/03/2020	220.00
EF128572	99997	NAHKITA BOYES	1ST PRIZE HEAT 1 18 + YEARS COCKBURNS GO	31/03/2020	500.00
EF128573	99997	MR DAVID ETCHELL	COMPOST BIN REBATE - D ETCHELL	31/03/2020	50.00
EF128574	99997	PAUL CAMPLEJOHN	COMPOST BIN REBATE - P CAMPLEJOHN	31/03/2020	50.00
EF128575	99997	PATRICIA MCENTEE	SENIOR SECURITY SUBSIDY SCHEME	31/03/2020	300.00
EF128576	99997	ALLAN SWIFT	SENIOR SECURITY SUBSIDY SCHEME	31/03/2020	300.00
EF128577	99997	GWENILDA SGHERZA	SENIOR SECURITY SUBSIDY SCHEME	31/03/2020	200.00
EF128578	99997	FRANCES MADER	SENIOR SECURITY SUBSIDY SCHEME	31/03/2020	200.00
EF128579	99997	MARGARET RIPPER	SENIOR SECURITY SUBSIDY SCHEME	31/03/2020	200.00

EF128580	99997	SRBO ANDEKOVIC	SENIOR SECURITY SUBSIDY SCHEME	31/03/2020	300.00
EF128581	99997	IRENA SAIN	SENIOR SECURITY SUBSIDY SCHEME	31/03/2020	120.00
EF128582	99997	JUNE MCCORMACK	SENIOR SECURITY SUBSIDY SCHEME	31/03/2020	40.00
EF128583	99997	IVANHOE WIGLEY	SENIOR SECURITY SUBSIDY SCHEME	31/03/2020	100.00
EF128584	99997	MARIA MCGAIRY	SENIOR SECURITY SUBSIDY SCHEME	31/03/2020	100.00
EF128585	99997	BRUCE BOURGEOIS	SENIOR SECURITY SUBSIDY SCHEME	31/03/2020	100.00
EF128586	99997	PHILIP WILSON	SENIOR SECURITY SUBSIDY SCHEME	31/03/2020	200.00
EF128587	99997	ANNE ZANKI	SENIOR SECURITY SUBSIDY SCHEME	31/03/2020	200.00
EF128588	99997	MARIA JARDIM	SENIOR SECURITY SUBSIDY SCHEME	31/03/2020	100.00
EF128589	99997	RHONDA ROBERTSON	SENIOR SECURITY SUBSIDY SCHEME	31/03/2020	200.00
EF128590	99997	VIVienne DOVER	SENIOR SECURITY SUBSIDY SCHEME	31/03/2020	40.00
EF128591	99997	MOIRA PEACOCK	SENIOR SECURITY SUBSIDY SCHEME	31/03/2020	300.00
EF128592	99997	RONALD DONNELLAN	SENIOR SECURITY SUBSIDY SCHEME	31/03/2020	200.00
EF128593	99997	MARY MCGRATH	SENIOR SECURITY SUBSIDY SCHEME	31/03/2020	300.00
EF128594	99997	MARIA ROBINSON	SENIOR SECURITY SUBSIDY SCHEME	31/03/2020	200.00
EF128595	99997	DIANNE HINGSTON	SENIOR SECURITY SUBSIDY SCHEME	31/03/2020	300.00
EF128596	99997	JASON BREGAZZI	SENIOR SECURITY SUBSIDY SCHEME	31/03/2020	200.00
EF128597	99997	RAYMOND LAMBKIN	SENIOR SECURITY SUBSIDY SCHEME	31/03/2020	300.00
EF128598	99997	SHEILA VARNEY	SENIOR SECURITY SUBSIDY SCHEME	31/03/2020	200.00
EF128599	99997	AARON HIGGINS	PETTY CASH REIMBURSEMENT - A HIGGINS	31/03/2020	99.88
EF128600	99997	AKSHEET RAIKUNDALIA	COVID-19 REFUND	31/03/2020	280.00
EF128601	99997	KELLY SEVILLE	COVID-19 REFUND	31/03/2020	220.00
EF128602	99997	NATALIE SIMS	COVID-19 REFUND	31/03/2020	280.00
EF128603	99997	MELISSA DONALDSON	COVID-19 REFUND	31/03/2020	200.00
EF128604	99997	SURELAND DEVELOPMENTS PTY LTD	INVOICE 00000858	31/03/2020	851.84
EF128605	99997	AVIATION PTY LTD	INVOICE INV0101 SUBDIVISION & DA REDESIG	31/03/2020	30,878.70
EF128606	99997	J & J YOUNG	REFUND REQUEST ARC - JANELLE YOUNG	31/03/2020	400.00
EF128607	99997	JENNIFER FINNIGAN	COVID-19 REFUND	31/03/2020	220.00
EF128608	99997	SINTA NG	COMPUTER CABLE REIMBURSEMENT	31/03/2020	18.00
EF128609	99997	HUGH COLLISON	REFUND REQUEST ARC - HUGH COLLISON	31/03/2020	50.00
EF128610	99997	HARISH KIZHAKKEKARA	REFUND REQUEST ARC - H KIZHAKKEKARA	31/03/2020	182.00
EF128611	99997	CECILIA DIHALU	COCKBURN SENIORS CENTRE REFUND	31/03/2020	24.00
EF128612	99997	BETTY ELEKDAG	COCKBURN SENIORS CENTRE REFUND	31/03/2020	77.00
EF128613	99997	ANGELINA INGRILLI	COCKBURN SENIORS CENTRE REFUND	31/03/2020	74.50
EF128614	99997	LYNETTE KILLEEN	COCKBURN SENIORS CENTRE REFUND	31/03/2020	81.50
EF128615	99997	MARIE WILLIAMS	COCKBURN SENIORS CENTRE REFUND	31/03/2020	42.50
EF128616	99997	VINCE DE LUCA	COCKBURN SENIORS CENTRE REFUND	31/03/2020	58.00
EF128617	99997	BRIAN DIGBY	COCKBURN SENIORS CENTRE REFUND	31/03/2020	24.00
EF128618	99997	CORALIE HICK	COCKBURN SENIORS CENTRE REFUND	31/03/2020	42.50
EF128619	99997	RAY HUGHES	COCKBURN SENIORS CENTRE REFUND	31/03/2020	22.50
EF128620	99997	PATRICIA ROBINSON	COCKBURN SENIORS CENTRE REFUND	31/03/2020	117.00
EF128621	99997	ANNE - NANCY BARRETT	COCKBURN SENIORS CENTRE REFUND	31/03/2020	227.00
EF128622	99997	ROSINA FAZIO	COCKBURN SENIORS CENTRE REFUND	31/03/2020	113.50
EF128623	99997	FABIO PACINI	COCKBURN SENIORS CENTRE REFUND	31/03/2020	104.00
EF128624	99997	RICHARD PRADELLA	COCKBURN SENIORS CENTRE REFUND	31/03/2020	416.50
EF128625	99997	PEARL STIRLING	COCKBURN SENIORS CENTRE REFUND	31/03/2020	81.50
EF128626	99997	BARBARA CANN	COCKBURN SENIORS CENTRE REFUND	31/03/2020	206.00
EF128627	99997	CHRISTINE HOLLAND	COCKBURN SENIORS CENTRE REFUND	31/03/2020	182.00
EF128628	99997	JEAN DEVINE	COCKBURN SENIORS CENTRE REFUND	31/03/2020	81.50
EF128629	99997	KAYE SKEEN	COCKBURN SENIORS CENTRE REFUND	31/03/2020	70.00
EF128630	99997	PAM GIBSON	COCKBURN SENIORS CENTRE REFUND	31/03/2020	117.00
EF128631	99997	ROMA KELLY	COCKBURN SENIORS CENTRE REFUND	31/03/2020	38.50
EF128632	99997	NOELEN BARRETT	COCKBURN SENIORS CENTRE REFUND	31/03/2020	70.00
EF128633	99997	KERRY WHITTAKER	COCKBURN SENIORS CENTRE REFUND	31/03/2020	21.50
EF128634	99997	ALAN FREGEAU	COCKBURN SENIORS CENTRE REFUND	31/03/2020	142.50
EF128635	99997	KAY HILLBRICK	COCKBURN SENIORS CENTRE REFUND	31/03/2020	201.00
EF128636	99997	VAL KELLY	COCKBURN SENIORS CENTRE REFUND	31/03/2020	81.50
EF128637	99997	JOE EGUIGUREN	COCKBURN SENIORS CENTRE REFUND	31/03/2020	58.00
EF128638	99997	DEVASSY PUTHUSSERY	COCKBURN SENIORS CENTRE REFUND	31/03/2020	111.00
EF128639	99997	ROBINA ARTHUR	COCKBURN SENIORS CENTRE REFUND	31/03/2020	32.00
EF128640	99997	CYNTHIA CRANE	COCKBURN SENIORS CENTRE REFUND	31/03/2020	55.50
EF128641	99997	MATTHEW HELLIER	COMPOST BIN REBATE - MATTHEW HELLIER	31/03/2020	50.00
EF128642	99997	CLAIRE HUDSON	BIRD BATH REBATE - CLAIRE HUDSON	31/03/2020	19.00

EF128643	99997	ADRIAN HARTONO	COMPOST BIN REBATE - A HARTONO	31/03/2020	50.00
EF128644	99997	SAM FORREST LIGHTFOOT	BIRD BATH REBATE - SAM LIGHFOOT	31/03/2020	27.50
EF128645	99997	OLGA ABDRAHITOVA	COMPOST BIN REBATE - OLGA ABDRAHITOVA	31/03/2020	50.00
EF128646	99997	DEPARTMENT OF FINANCE	REFUND	31/03/2020	253.45
EF128647	10047	ALINTA ENERGY	NATURAL GAS & ELECTRICITY SUPPLY	31/03/2020	36.30
EF128648	11794	SYNERGY	ELECTRICITY USAGE/SUPPLIES	31/03/2020	105,714.09
EF128649	12025	TEL STRA CORPORATION	COMMUNICATIONS SERVICES	31/03/2020	22,015.00
EF128650	10032	ADVANCED TRAFFIC MANAGEMENT (WA) PTY LTD	CONTROLLERS AND SIGNS	31/03/2020	1,500.40
EF128651	10058	ALSCO PTY LTD	HYGIENE SERVICES/SUPPLIES	31/03/2020	234.45
EF128652	10097	BLACKWOODS ATKINS	ENGINEERING SUPPLIES	31/03/2020	695.62
EF128653	10207	BOC GASES	GAS SUPPLIES	31/03/2020	390.88
EF128654	10212	BOSS BOLLARDS	SECURITY PRODUCTS	31/03/2020	643.50
EF128655	10221	BP AUSTRALIA PTY LTD	DIESEL/PETROL SUPPLIES	31/03/2020	27,021.54
EF128656	10226	BRIDGESTONE AUSTRALIA LTD	TYRE SERVICES	31/03/2020	20,059.34
EF128657	10236	BUDGET RENT A CAR - PERTH	MOTOR VEHICLE HIRE	31/03/2020	2,362.50
EF128658	10244	BUILDING & CONST INDUSTRY TRAINING FUND	LEVY PAYMENT	31/03/2020	22,278.42
EF128659	10246	BUNNINGS BUILDING SUPPLIES PTY LTD	HARDWARE SUPPLIES	31/03/2020	2,525.86
EF128660	10255	CABCHARGE AUSTRALIA PTY LTD	CABCHARGES	31/03/2020	405.47
EF128661	10256	CABLE LOCATES & CONSULTING	LOCATING SERVICES	31/03/2020	12,858.45
EF128662	10279	CASTROL AUSTRALIA PTY LTD	GREASE/LUBRICANTS	31/03/2020	4,517.99
EF128663	10287	CENTRELINE MARKINGS	LINEMARKING SERVICES	31/03/2020	5,005.00
EF128664	10333	CJD EQUIPMENT PTY LTD	HARDWARE SUPPLIES	31/03/2020	2,098.88
EF128665	10358	COCKBURN LIQUOR CENTRE	LIQUOR SUPPLIES	31/03/2020	399.75
EF128666	10359	COCKBURN PAINTING SERVICE	PAINTING SUPPLIES/SERVICES	31/03/2020	836.00
EF128667	10375	VEOLIA ENVIRONMENTAL SERVICES	WASTE SERVICES	31/03/2020	2,541.66
EF128668	10483	LANDGATE	MAPPING/LAND TITLE SEARCHES	31/03/2020	154.50
EF128669	10526	E & MJ ROSHER PTY LTD	MOWER EQUIPMENT	31/03/2020	1,622.82
EF128670	10528	EASIFLEET	VEHICLE LEASE	31/03/2020	568.90
EF128671	10535	WORKPOWER INCORPORATED	EMPLOYMENT SERVICES - PLANTING	31/03/2020	11,139.38
EF128672	10580	FC COURIERS	COURIER SERVICES	31/03/2020	866.10
EF128673	10590	DEPARTMENT OF FIRE AND EMERGENCY SERVICES	ESL LEVY & RELATED COSTS	31/03/2020	2,049.00
EF128674	10597	FLEXI STAFF PTY LTD	EMPLOYMENT SERVICES	31/03/2020	38,972.15
EF128675	10655	GHD PTY LTD	CONSULTANCY SERVICES	31/03/2020	23,222.65
EF128676	10679	GRASSTREE'S AUSTRALIA	PLANTS & PLANTING SERVICES	31/03/2020	5,269.00
EF128677	10726	HOLTON CONNOR ARCHITECTS & PLANNERS	ARCHITECTURAL SERVICES	31/03/2020	8,800.00
EF128678	10732	HORIZONS WEST BUS & COACHLINES	TRANSPORTATION SERVICES	31/03/2020	1,026.50
EF128679	10787	JANDAKOT ACCIDENT REPAIR CENTRE	PANEL BEATING SERVICES	31/03/2020	766.70
EF128680	10794	JASON SIGNMAKERS	SIGNS	31/03/2020	389.35
EF128681	10804	JBA SURVEYS	LAND SURVEYING SERVICES	31/03/2020	3,740.00
EF128682	10814	JR & A HERSEY PTY LTD	SAFETY CLOTHING SUPPLIES	31/03/2020	1,692.90
EF128683	10850	KPMG	AUDITING SERVICES	31/03/2020	2,277.00
EF128684	10879	LES MILLS AEROBICS	INSTRUCTION/TRAINING SERVICES	31/03/2020	87.44
EF128685	10888	LJ CATERERS	CATERING SERVICES	31/03/2020	10,595.09
EF128686	10913	BUCHER MUNICIPAL PTY LTD	PURCHASE OF NEW PLANT / REPAIR SERVICES	31/03/2020	7,126.49
EF128687	10923	MAJOR MOTORS PTY LTD	REPAIRS/MAINTENANCE SERVICES	31/03/2020	4,604.91
EF128688	10938	MAXWELL ROBINSON & PHELPS	PEST & WEED MANAGEMENT	31/03/2020	1,153.57
EF128689	10942	MCGEE'S PROPERTY	PROPERTY CONSULTANCY SERVICES	31/03/2020	18,040.00
EF128690	10944	MCLEODS	LEGAL SERVICES	31/03/2020	12,353.64
EF128691	10991	BEACON EQUIPMENT	MOWING EQUIPMENT	31/03/2020	6,484.30
EF128692	11022	NATIVE ARC	GRANTS & DONATIONS	31/03/2020	500.00
EF128693	11028	NEVERFAIL SPRINGWATER LTD	BOTTLED WATER SUPPLIES	31/03/2020	1,075.56
EF128694	11029	NEWCASTLE WEIGHING SERVICES PTY LTD	SOFTWARE SUPPORT	31/03/2020	3,135.00
EF128695	11036	NORTHLAKE ELECTRICAL	ELECTRICAL SERVICES	31/03/2020	61,891.34
EF128696	11077	P & G BODY BUILDERS PTY LTD	PLANT BODY BUILDING SERVICES	31/03/2020	4,810.30
EF128697	11177	PITNEY BOWES AUSTRALIA PTY LTD	GIS SOFTWARE	31/03/2020	357.50
EF128698	11208	QUICK CORPORATE AUSTRALIA PTY LTD	STATIONERY/CONSUMABLES	31/03/2020	2,865.12
EF128699	11235	REINFORCED CONCRETE PIPES PTY LTD	CONCRETE PIPE SUPPLIES	31/03/2020	2,301.75
EF128700	11307	SATELLITE SECURITY SERVICES PTY LTD	SECURITY SERVICES	31/03/2020	5,211.58
EF128701	11308	BOSS INDUSTRIAL FORMALLY SBA SUPPLIES	HARDWARE SUPPLIES	31/03/2020	2,999.95
EF128702	11337	SHERIDAN'S FOR BADGES	NAME BADGES & ENGRAVING	31/03/2020	378.48
EF128703	11361	SIGMA CHEMICALS PTY LTD	CHEMICAL SUPPLIES	31/03/2020	281.80
EF128704	11387	BIBRA LAKE SOILS	SOIL & LIMESTONE SUPPLIES	31/03/2020	250.00
EF128705	11441	SPARE PARTS PUPPET THEATRE INC	ENTERTAINMENT SERVICES	31/03/2020	7,900.00

EF128706	11456	SPEARWOOD VETERINARY HOSPITAL	VETERINARY SERVICES	31/03/2020	359.00
EF128707	11557	TECHNOLOGY ONE LTD	IT CONSULTANCY SERVICES	31/03/2020	1,078.00
EF128708	11625	TOTAL EDEN PTY LTD	RETICULATION SUPPLIES	31/03/2020	18,274.89
EF128709	11642	TRAILER PARTS PTY LTD	TRAILER PARTS	31/03/2020	1,307.89
EF128710	11667	TURFMASTER FACILITY MANAGEMENT	TURF & MOWING SERVICES	31/03/2020	6,182.00
EF128711	11699	VERNON DESIGN GROUP	ARCHITECTURAL SERVICES	31/03/2020	990.00
EF128712	11701	VIBRA INDUSTRIAL FILTRATION AUSTRALASIA	FILTER SUPPLIES	31/03/2020	1,305.04
EF128713	11702	VILLA DALMACIA ASSOCIATION INC.	SPECIAL CLUB ACTIVITIES	31/03/2020	2,210.00
EF128714	11715	WA BLUEMETAL	ROADBASE SUPPLIES	31/03/2020	3,701.14
EF128715	11722	WA HINO SALES & SERVICE	PURCHASE OF NEW TRUCKS / MAINTENANCE	31/03/2020	5,287.78
EF128716	11749	WARREN'S EARTHMOVING CONTRACTORS	EARTHMOVING SERVICES	31/03/2020	5,566.00
EF128717	11787	DEPARTMENT OF TRANSPORT	VEHICLE SEARCH FEES	31/03/2020	584.80
EF128718	11793	WESTERN IRRIGATION PTY LTD	IRRIGATION SERVICES/SUPPLIES	31/03/2020	57,321.56
EF128719	11806	WESTRAC PTY LTD	REPAIRS/MTNCE - EARTHMOVING EQUIPMENT	31/03/2020	2,496.00
EF128720	11841	YANGEBUP FAMILY CENTRE INC	VENUE HIRE / GRANTS & DONATIONS	31/03/2020	1,637.00
EF128721	11854	ZIPFORM	PRINTING SERVICES	31/03/2020	394.88
EF128722	11873	WATTLEUP TRACTORS	HARDWARE SUPPLIES	31/03/2020	1,120.70
EF128723	12014	TUTT BRYANT EQUIPMENT BT EQUIPMENT PTY LTD T/A/S	EXCAVATING/EARTHMOVING EQUIPMENT	31/03/2020	9,326.00
EF128724	12018	O'CONNOR LAWNMOWER & CHAINSAW CENTRE	MOWING EQUIPMENT/PARTS/SERVICES	31/03/2020	473.80
EF128725	12024	ACCESS OFFICE INDUSTRIES	FURNITURE - STORAGE	31/03/2020	835.58
EF128726	12127	ABLE WESTCHEM	CHEMICAL/CLEANING SUPPLIES	31/03/2020	453.37
EF128727	12153	HAYS PERSONNEL SERVICES PTY LTD	EMPLOYMENT SERVICES	31/03/2020	25,944.52
EF128728	12394	MP ROGERS & ASSOCIATES PTY LTD	CONSULTANCY SERVICES - MARINE	31/03/2020	556.82
EF128729	12497	TROPHY CHOICE	TROPHY SUPPLIES	31/03/2020	275.40
EF128730	12507	TECHNOLOGY FOR AGEING AND DISABILITY WA	MEDICAL SUPPLIES	31/03/2020	762.00
EF128731	12656	COOGEE BEACH SURF LIFESAVING CLUB INC	POORE GROVE SLSC DEVELOPMENT COSTS	31/03/2020	500.00
EF128732	13102	MICHAEL PAGE INTERNATIONAL (AUSTRALIA) PTY LTD	EMPLOYMENT SERVICES	31/03/2020	27,327.82
EF128733	13393	SOUTH WEST GROUP	CONTRIBUTIONS	31/03/2020	36,300.00
EF128734	13462	ATI-MIRAGE PTY LTD	TRAINING SERVICES	31/03/2020	2,065.50
EF128735	13558	ENGINEERING TECHNOLOGY CONSULTANTS	CONSULTANTS SERVICES	31/03/2020	4,257.00
EF128736	13563	GREEN SKILLS INC	EMPLOYMENT SERVICES	31/03/2020	10,480.11
EF128737	13671	WINC AUSTRALIA PTY LTD	OFFICE/STATIONERY SUPPLIES	31/03/2020	1,064.41
EF128738	13779	PORTER CONSULTING ENGINEERS	ENGINEERING CONSULTANCY SERVICES	31/03/2020	30,778.00
EF128739	13860	KRS CONTRACTING	WASTE COLLECTION SERVICES	31/03/2020	15,675.00
EF128740	13873	COCKBURN SES	TRAFFIC MANAGEMENT SERVICES	31/03/2020	4,500.00
EF128741	13959	PERTH CADCENTRE	DESSIGN/DRAFTING SERVICES	31/03/2020	1,100.00
EF128742	14297	ARTREF PTY LTD	OFFICE EQUIPMENT	31/03/2020	1,814.34
EF128743	14350	BAILEYS FERTILISERS	FERTILISER SUPPLIES	31/03/2020	13,178.72
EF128744	14530	DONALD VEAL CONSULTANTS PTY LTD	CONSULTANCY SERVICES	31/03/2020	12,551.00
EF128745	14593	AUSTREND INTERNATIONAL PTY LTD	ALUMINIUM SUPPLIES	31/03/2020	3,912.17
EF128746	14700	KINGMAN VISUAL	SIGNWRITING/SIGNMAKING	31/03/2020	220.00
EF128747	15393	STRATAGREEN	HARDWARE SUPPLIES	31/03/2020	8,353.18
EF128748	15550	APACE AID INC	PLANTS & LANDSCAPING SERVICES	31/03/2020	643.50
EF128749	15588	NATURAL AREA HOLDINGS PTY LTD	WEED SPRAYING	31/03/2020	13,287.43
EF128750	15746	WESTERN AUSTRALIA POLICE SERVICE	POLICE CLEARANCES	31/03/2020	278.80
EF128751	15850	ECOSCAPE	ENVIRONMENTAL CONSULTANCY	31/03/2020	7,205.38
EF128752	15868	CARDNO (WA) PTY LTD	CONSULTANCY SERVICES - ENGINEERING	31/03/2020	5,254.70
EF128753	16064	CMS ENGINEERING PTY LTD	AIRCONDITIONING SERVICES	31/03/2020	21,778.90
EF128754	16107	WREN OIL	WASTE DISPOSAL SERVICES	31/03/2020	16.50
EF128755	16396	MAYDAY EARTHMOVING	ROAD CONSTRUCTION MACHINE HIRE	31/03/2020	38,396.80
EF128756	16653	COMPLETE PORTABLES PTY LTD	SUPPLY & HIRE OF MODULAR BUILDINGS	31/03/2020	44.00
EF128757	16846	ACTION GLASS & ALUMINIUM	GLAZING SERVICES	31/03/2020	1,870.00
EF128758	16894	TREBLEX INDUSTRIAL PTY LTD	CHEMICALS - AUTOMOTIVE	31/03/2020	1,666.50
EF128759	16914	ELEMENT ADVISORY PTY LTD	CONSULTANCY SERVICES	31/03/2020	1,375.00
EF128760	16985	WA PREMIX	CONCRETE SUPPLIES	31/03/2020	13,734.60
EF128761	17279	AUSSIE COOL SHADES SAILS AWNINGS & HOME SECURITY	SHADE SAILS & AWNINGS	31/03/2020	759.00
EF128762	17343	RAC BUSINESSWISE	MEMBERSHIP SUBSCRIPTION	31/03/2020	3.00
EF128763	17345	KENNARDS HIRE - MYAREE	EQUIPMENT HIRE	31/03/2020	1,015.00
EF128764	17471	PIRTEK (FREMANTLE) PTY LTD	HOSES & FITTINGS	31/03/2020	4,255.71
EF128765	17600	LIGHTFORCE ASSET PTY LTD (ERRECTIONS)	GUARD RAILS	31/03/2020	8,580.00
EF128766	17608	NU-TRAC RURAL CONTRACTING	BEACH CLEANING/FIREBREAK CONSTRUCTION	31/03/2020	8,753.56
EF128767	17827	NIL SEN (WA) PTY LTD	ELECTRICAL SERVICES	31/03/2020	13,956.26
EF128768	18203	NAT SYNC ENVIRONMENTAL	PEST CONTROL	31/03/2020	1,225.00

EF128769	18316	STILES ELECTRICAL & COMMUNICATION SERVICES	ELECTRICAL SERVICES	31/03/2020	11,093.58
EF128770	18533	FRIENDS OF THE COMMUNITY INC.	DONATION	31/03/2020	337.50
EF128771	18621	PLANNING INSTITUTE AUSTRALIA	REGISTRATION	31/03/2020	455.50
EF128772	18801	FREMANTLE BIN HIRE	BIN HIRE - SKIP BINS	31/03/2020	840.00
EF128773	18941	ALL STAMPS	STATIONERY	31/03/2020	107.05
EF128774	18982	SEALANES (1985) P/L	CATERING SUPPLIES	31/03/2020	1,538.37
EF128775	19107	FOREVER SHINING	MONUMENT	31/03/2020	16,070.00
EF128776	19533	WOOLWORTHS LTD	GROCERIES	31/03/2020	3,542.70
EF128777	19541	TURF CARE WA PTY LTD	TURF SERVICES	31/03/2020	12,374.00
EF128778	19673	WA INTERPRETERS PTY LTD	TRANSLATION/INTERPRETING	31/03/2020	165.00
EF128779	19856	WESTERN TREE RECYCLERS	SHREDDING SERVICES	31/03/2020	63,877.79
EF128780	20000	AUST WEST AUTO ELECTRICAL PTY LTD	AUTO ELECTRICAL SERVICES	31/03/2020	27,070.26
EF128781	20247	CHRISTIE PARKSAFE	PARKS & RECREATIONAL PRODUCTS	31/03/2020	10,180.50
EF128782	20321	RIVERJET PTY LTD	EDUCTING-CLEANING SERVICES	31/03/2020	21,978.00
EF128783	20535	HOME-GROWN THEATRE	DRAMA CLASSES	31/03/2020	2,970.00
EF128784	21120	SHOREWATER MARINE PTY LTD	MARINE CONSTRUCTION SERVICES	31/03/2020	29,020.57
EF128785	21133	SPORTS PERFORMANCE AND MANAGEMENT	RECREATION EQUIPMENT	31/03/2020	900.00
EF128786	21291	CHITTERING VALLEY WORM FARM	ENVIRONMENTAL EDUCATION	31/03/2020	280.00
EF128787	21294	CAT HAVEN	ANIMAL SERVICES	31/03/2020	1,294.00
EF128788	21371	LD TOTAL SANPOINT PTY LTD	LANDSCAPING WORKS/SERVICES	31/03/2020	24,480.93
EF128789	21678	IANNELLO DESIGNS	GRAPHIC DESIGN	31/03/2020	858.00
EF128790	21744	JB HI FI - COMMERCIAL	ELECTRONIC EQUIPMENT	31/03/2020	1,011.00
EF128791	21747	UNICARE HEALTH	WHEELCHAIR HIRE	31/03/2020	476.30
EF128792	21877	WELLNESS ON WHEELS	WORKPLACE AND EVENT REMEDIAL MASSAGE	31/03/2020	690.00
EF128793	21915	ECOWATER SERVICES PTY LTD	MAINTENANCE SERVICES - WASTE SYSTEMS	31/03/2020	200.40
EF128794	21948	RYAN'S QUALITY MEATS	MEAT SUPPLIES	31/03/2020	475.72
EF128795	22119	BINDI BINDI DREAMING MARISSA VERMA	CONSULT - ABORIGINAL EDUCATION/ENT	31/03/2020	650.00
EF128796	22553	BROWNE'S FOOD OPERATIONS	CATERING SUPPLIES	31/03/2020	822.34
EF128797	22599	SONIC HEALTH PLUS PTY LTD	MEDICAL SERVICES	31/03/2020	5,999.94
EF128798	22813	VICKI ROYAN S	ARTISTIC SERVICES	31/03/2020	800.00
EF128799	22824	AUSSIE EARTHWORKS PTY LTD	EARTHWORKS	31/03/2020	15,108.50
EF128800	22839	SHATISH CHAUHAN	TRAINING SERVICES - YOGA	31/03/2020	1,040.00
EF128801	22858	SOUTH EAST REGIONAL CENTRE FOR URBAN LANDCARE INC	URBAN LANDCARE SERVICES	31/03/2020	220.00
EF128802	22882	BEAVER TREE SERVICES PTY LTD	TREE PRUNING SERVICES	31/03/2020	38,479.80
EF128803	22752	ELGAS LIMITED	GAS SUPPLIES	31/03/2020	902.58
EF128804	22806	PUMA ENERGY (AUSTRALIA) FUELS PTY LTD	FUEL SUPPLIES	31/03/2020	38,797.29
EF128805	22879	REMIDA PERTH INC	ARTISTIC SERVICES	31/03/2020	685.00
EF128806	22913	AUSTRALIAN OFFICE LEADING BRANDS.COM.AU	ENVELOPES	31/03/2020	203.46
EF128807	23253	KOTT GUNNING	LEGAL SERVICES	31/03/2020	44.00
EF128808	23351	COCKBURN GP SUPER CLINIC LIMITED T/A COCKBURN INTEGRATED HEALTH	LEASING FEES	31/03/2020	991.01
EF128809	23442	PRICEWATERHOUSECOOPERS	PROFESSIONAL/LEGAL SERVICES	31/03/2020	19,399.99
EF128810	23450	CLEVER DESIGNS	UNIFORMS	31/03/2020	2,332.80
EF128811	23457	TOTALLY WORKWEAR FREMANTLE	CLOTHING - UNIFORMS	31/03/2020	1,083.83
EF128812	23570	A PROUD LANDMARK PTY LTD	LANDSCAPE CONSTRUCTION SERVICES	31/03/2020	49,354.50
EF128813	23579	DAIMLER TRUCKS PERTH	PURCHASE OF NEW TRUCK	31/03/2020	1,088.01
EF128814	23671	URBSOL	TRAFFIC DESIGN	31/03/2020	12,848.00
EF128815	23817	ARUP PTY LTD	CONSULTANCY-ENG.PLANNING,DESIGN	31/03/2020	6,347.55
EF128816	23971	FIND WISE LOCATION SERVICES	LOCATING SERVICES - UNDERGROUND	31/03/2020	948.00
EF128817	24130	WESTERN AUSTRALIAN BIRDS OF PREY	ENTERTAINMENT	31/03/2020	650.00
EF128818	24275	TRUCK CENTRE WA PTY LTD	PURCHASE OF NEW TRUCK	31/03/2020	1,087.93
EF128819	24506	AMARANTIS PERSONAL TRAINING	PERSONAL TRAINING SERVICES	31/03/2020	300.00
EF128820	24527	AUSTRALIAN ASSOCIATION FOR ENVIRONMENTAL EDUCATION (WA CHAPT	COURSE REGISTRATION	31/03/2020	594.00
EF128821	24643	BIBLIOTHECA RFID LIBRARY SYSTEMS AUSTRALIA PTY LTD	PURCHASE OF LIBRARY TAGS	31/03/2020	408.85
EF128822	24665	AUTOMASTERS SPEARWOOD	VEHICLE SERVICING	31/03/2020	827.00
EF128823	24718	SOLAR LIGHTING DESIGNS	SOLAR DESIGN	31/03/2020	9,284.00
EF128824	24736	ZENIEN	CCTV CAMERA LICENCES	31/03/2020	4,929.49
EF128825	24748	PEARMAN'S ELECTRICAL & MECHANICAL SERVICES P/L	ELECTRICAL SERVICES	31/03/2020	11,277.84
EF128826	24902	CRIMSON WOLF FINE ART	ARTISTIC SERVICES	31/03/2020	1,500.00
EF128827	24945	NS PROJECTS PTY LTD	PROJECT MANAGEMENT SERVICES	31/03/2020	12,459.35
EF128828	24949	BITUMEN SURFACING	BITUMEN SUPPLIES	31/03/2020	87,408.99
EF128829	24974	SCOTT PRINT	PRINTING SERVICES	31/03/2020	10,855.90
EF128830	24978	AMBIUS	PLANTS SUPPLIES	31/03/2020	690.29
EF128831	25002	BRAIN AMBULANCE PTY LTD	EDUCATION SERVICES	31/03/2020	1,199.00

EF128832	25063	SUPERIOR PAK PTY LTD	VEHICLE MAINTENANCE	31/03/2020	3,954.08
EF128833	25121	IMAGE SOURCE DIGITAL SOLUTIONS	BILLBOARDS	31/03/2020	7,795.19
EF128834	25128	HORIZON WEST LANDSCAPE & IRRIGATION P/L	LANDSCAPING SERVICES	31/03/2020	52,822.80
EF128835	25264	ACURIX NETWORKS PTY LTD	WIFI ACCESS SERVICE	31/03/2020	5,946.80
EF128836	25418	CS LEGAL	LEGAL SERVICES	31/03/2020	25,080.89
EF128837	25645	YELAKITJ MOORT NYUNGAR ASSOCIATION INC	WELCOME TO THE COUNTRY PERFORMANCES	31/03/2020	800.00
EF128838	25733	MIRACLE RECREATION EQUIPMENT	PLAYGROUND INSTALLATION / REPAIRS	31/03/2020	5,929.00
EF128839	25736	BLUE TANG (WA) PTY LTD T/AS EMERGE ASSOCIATES	CONSULTANCY SERVICES	31/03/2020	7,700.00
EF128840	25813	LG CONNECT PTY LTD	ERP SYSTEMS DEVELOPMENT	31/03/2020	2,750.00
EF128841	25832	EXTERIA	STREET AND PARK INFRASTRUCTURE	31/03/2020	7,882.60
EF128842	25940	LEAF BEAN MACHINE	COFFEE BEAN SUPPLY	31/03/2020	1,000.00
EF128843	25962	ALL LINES	LINE MARKING SERVICES	31/03/2020	550.00
EF128844	26029	AUTOSWEEP WA	SWEEPING SERVICES	31/03/2020	4,587.00
EF128845	26114	GRACE RECORDS MANAGEMENT	RECORDS MANAGEMENT SERVICES	31/03/2020	325.27
EF128846	26120	ECOBURBIA	ENVIRONMENTAL WASTE WORKSHOPS	31/03/2020	680.00
EF128847	26173	SOUTHSIDE PLUMBING	PLUMBING SERVICES	31/03/2020	1,980.00
EF128848	26195	PLAY CHECK	CONSULTING SERVICES	31/03/2020	330.00
EF128849	26211	AMCOM PTY LTD	INTERNET/DATA SERVICES	31/03/2020	12,387.13
EF128850	26257	PAPERBARK TECHNOLOGIES	ARBORICULTURAL CONSULTANCY SERVICES	31/03/2020	16,557.35
EF128851	26303	GECKO CONTRACTING TURF	TURF & LANDSCAPE MAINTENANCE AND FENCING - PROGRESS CLAIM 2 PRINCETON PARK	31/03/2020	282,684.19
EF128852	26314	CPE GROUP	TEMPORARY EMPLOYMENT SERVICES	31/03/2020	1,661.48
EF128853	26321	SKATEBOARDING WA	SKATEBOARDING CLINICS	31/03/2020	9,116.25
EF128854	26328	AKWAABA AFRICAN ART AND CRAFT	ENTERTAINMENT SERVICES	31/03/2020	1,210.00
EF128855	26354	ELECTROFEN	REPAIR SERVICES - SECURITY FENCES	31/03/2020	1,672.00
EF128856	26399	WILSON SECURITY	SECURITY SERVICES	31/03/2020	204,664.33
EF128857	26399	PAPER SCOUT	GRAPHIC DESIGN SERVICES	31/03/2020	1,508.00
EF128858	26442	BULLANT SECURITY PTY LTD KEY WEST LOCK SERVICE & SALES	LOCKSMITH & SECURITY SERVICES	31/03/2020	9.20
EF128859	26470	SCP CONSERVATION	FENCING SERVICES	31/03/2020	20,233.40
EF128860	26478	E-STATION PTY LTD	ELECTRICAL SERVICES	31/03/2020	1,331.00
EF128861	26508	BRAYCO GLOBAL PTY LTD	FABRICATION SERVICES	31/03/2020	1,154.00
EF128862	26510	LOCAL BMX PTY LTD	AMUSEMENT SERVICES	31/03/2020	685.00
EF128863	26516	ULTIMATE LIMESTONE	CONSTRUCTION SERVICES	31/03/2020	8,820.00
EF128864	26549	SHARON GREGORY (KOORT-KADAK CONSULTANCY)	CONSULTANCY SERVICES	31/03/2020	500.00
EF128865	26574	EVA BELLYDANCE	ENTERTAINMENT - BELLY DANCING	31/03/2020	300.00
EF128866	26586	WA TEMPORARY FENCING SUPPLIES	FENCING - TEMPORARY	31/03/2020	792.00
EF128867	26588	SOURCE SEPARATION SYSTEMS P/L	PROVIDING WASTE AND RECYCLING BINS	31/03/2020	3,165.93
EF128868	26606	ENVIRO INFRASTRUCTURE PTY LTD	CONSTRUCTION & FABRICATION	31/03/2020	35,838.19
EF128869	26614	MARKETFORCE PTY LTD	ADVERTISING	31/03/2020	10,586.42
EF128870	26625	ANDOVER DETAILERS	CAR DETAILING SERVICES	31/03/2020	1,483.35
EF128871	26667	TANGELO CREATIVE	GRAPHIC DESIGN	31/03/2020	3,344.00
EF128872	26706	TALIS CONSULTANTS PTY LTD	WASTE CONSULTANCY	31/03/2020	37,674.38
EF128873	26719	WOOLWORTHS LIMITED (WISH GIFT CARDS)	RETAIL - GIFT CARDS	31/03/2020	1,000.00
EF128874	26721	QUAD SERVICES PTY LTD	CLEANING SERVICES	31/03/2020	18,737.55
EF128875	26735	SHANE MCMASTER SURVEYS	SURVEY SERVICES	31/03/2020	18,205.00
EF128876	26739	KERB DOCTOR	KERB MAINTENANCE	31/03/2020	5,237.10
EF128877	26754	INSIGHT CALL CENTRE SERVICES	CALL CENTRE SERVICES	31/03/2020	5,520.35
EF128878	26766	JPW EARTHMOVING PTY LTD	EARTHMOVING SERVICES	31/03/2020	1,320.00
EF128879	26782	SOFT LANDING	RECYCLING SERVICES	31/03/2020	2,391.45
EF128880	26789	RAECO	SUPPLIER OF LIBRARY SHELVING AND FURNITURE	31/03/2020	437.49
EF128881	26800	THE GOODS	RETAIL	31/03/2020	81.40
EF128882	26810	RMSS	SOFTWARE	31/03/2020	20,827.13
EF128883	26812	BROOKS CHOICE REMOVALS	REMOVALISTS	31/03/2020	429.00
EF128884	26831	AFL SPORTS READY LTD	EDUCATION & TRAINING	31/03/2020	1,673.67
EF128885	26836	BOKASHI COMPOSTING AUSTRALIA PTY LTD	COMPOSTING SYSTEMS	31/03/2020	8,820.22
EF128886	26843	ERGOLINK	ERGONOMIC OFFICE FURNITURE	31/03/2020	1,161.46
EF128887	26846	VISABILITY LIMITED	DISABILITY SERVICES	31/03/2020	467.52
EF128888	26848	MELANIE MACLOU	ARTISTIC SERVICES	31/03/2020	650.00
EF128889	26851	BARRETT EXHIBITION GROUP PTY LTD	DISPLAY EQUIPMENT	31/03/2020	1,782.00
EF128890	26883	GTA CONSULTANTS	TRANSPORT PLANNING	31/03/2020	3,144.63
EF128891	26884	PEOPLE ON BICYCLES	TRAINING - BICYCLE CLASSES	31/03/2020	1,800.00
EF128892	26888	MEDIA ENGINE	GRAPHIC DESIGN, MARKETING, VIDEO PRODUCT	31/03/2020	4,905.00
EF128893	26898	SPANDEX ASIA PACIFIC PTY LTD	SIGNAGE SUPPLIER	31/03/2020	5,890.37
EF128894	26901	ALYKA PTY LTD	DIGITAL CONSULTANCY AND WEB DEVELOPMENT	31/03/2020	577.50

EF128895	26906	WEST COAST PROFILERS PTY LTD	ROAD PLANING GOLD SERVICES	31/03/2020	6,751.80
EF128896	26917	CIRRUS NETWORKS PTY LTD	IT NETWORK & TELEPHONY SERVICES	31/03/2020	19,524.58
EF128897	26923	WOODLANDS DISTRIBUTORS & AGENCIES PTY LTD	RUBBISH COLLECTION EQUIPMENT	31/03/2020	18,986.90
EF128898	26929	ELAN ENERGY MATRIX PTY LTD	RECYCLING SERVICES	31/03/2020	785.75
EF128899	26938	MAJESTIC PLUMBING	PLUMBING SERVICES	31/03/2020	38,578.37
EF128900	26946	AV TRUCK SERVICES PTY LTD	TRUCK DEALERSHIP	31/03/2020	2,926.83
EF128901	26987	CTI RISK MANAGEMENT	SECURITY - CASH COLLECTION	31/03/2020	118.80
EF128902	26988	BLADON WA PTY LTD	PROMOTIONAL PRODUCTS	31/03/2020	3,850.00
EF128903	27002	COCKBURN PARTY HIRE	HIRE SERVICES	31/03/2020	615.00
EF128904	27006	BIBRA LAKE IGA XPRESS	LIQUOR SUPPLIES	31/03/2020	541.89
EF128905	27010	QUANTUM BUILDING SERVICES PTY LTD	BUILDING MAINTENANCE	31/03/2020	3,269.48
EF128906	27011	BAILEYS MARINE FUEL AUSTRALIA	FUEL	31/03/2020	2,338.72
EF128907	27015	INTELLI TRAC	GPS TRACKING	31/03/2020	2,216.50
EF128908	27031	DOWNER EDI WORKS PTY LTD	ASPHALT SERVICES	31/03/2020	91,906.08
EF128909	27032	WTP AUSTRALIA PTY LTD	QUANTITY SURVEYORS	31/03/2020	1,100.00
EF128910	27034	ADELBY PTY LTD	FIREBREAK CONSTRUCTION	31/03/2020	3,824.70
EF128911	27044	GRAFFITI SYSTEMS AUSTRALIA	GRAFFITI REMOVAL & ANTI-GRAFFITI COATING	31/03/2020	1,733.30
EF128912	27052	EVENT MARQUEES	MARQUEE HIRE	31/03/2020	460.00
EF128913	27054	VOCUS PTY LTD	TELECOMMUNICATIONS	31/03/2020	2,323.20
EF128914	27059	FRONTLINE FIRE AND RESCUE EQUIPMENT	MANUFACTURE-FIRE VEHICLES/EQUIPMENT	31/03/2020	5,192.82
EF128915	27061	BON LEISURE	CONSULTANCY	31/03/2020	6,416.66
EF128916	27065	WESTBOOKS	BOOKS	31/03/2020	5,153.22
EF128917	27069	HART SPORT	SPORTS EQUIPMENT	31/03/2020	67.00
EF128918	27071	PRO-AM AUSTRALIA	SWIMWEAR, AQUATIC PRODUCTS	31/03/2020	660.80
EF128919	27072	NORDIC FITNESS EQUIPMENT	FITNESS EQUIPMENT	31/03/2020	1,490.00
EF128920	27077	CARBON NEUTRAL	CARBON SOLUTIONS PROVIDER	31/03/2020	57,411.20
EF128921	27082	KULBARDI PTY LTD	STATIONERY SUPPLIES	31/03/2020	1,169.10
EF128922	27093	MAGNETIC AUTOMATION PTY LTD	GATES/BARRIERS	31/03/2020	451.00
EF128923	27098	Q2 (Q-SQUARED)	DIGITAL DATA SERVICE	31/03/2020	2,750.00
EF128924	27100	SEA JEWELS SWIMWEAR	SWIMWEAR	31/03/2020	4,284.00
EF128925	27105	KBEST MARINE PTY LTD	FABRICATION SERVICES	31/03/2020	2,634.56
EF128926	27126	LIND SAY MILES	EDUCATION (SUSTAINABILITY)	31/03/2020	350.00
EF128927	27132	WILMA SCENINI	TRAINING & INSTRUCTOR	31/03/2020	350.00
EF128928	27155	EDUCATED BY NATURE PTY LTD	EDUCATION SERVICES	31/03/2020	742.50
EF128929	27165	LYPA	NATURE PLAY STYLE EQUIPMENT	31/03/2020	3,619.80
EF128930	27177	INITIAL HYGIENE	HYGIENE	31/03/2020	2,318.14
EF128931	27185	STONECRAFT MASONRY SOLUTIONS	STONE MASON	31/03/2020	8,635.00
EF128932	27189	HEALTHSTRONG PTY LTD	HOME CARE	31/03/2020	110.00
EF128933	27195	ALLFLOW INDUSTRIAL	OIL WATER SEPARATORS	31/03/2020	635.20
EF128934	27212	A&L SAUNA & STEAM WA	CARPENTRY - SAUNA	31/03/2020	866.00
EF128935	27231	CIVIL SURVEY SOLUTIONS PTY LTD	CONSULTANCY - ENGINEERING	31/03/2020	3,671.80
EF128936	27234	GOZCUP	REUSABLE CUPS	31/03/2020	3,964.00
EF128937	27241	LANDSCAPE ELEMENTS PTY LTD	LANDSCAPING SERVICES	31/03/2020	50,043.53
EF128938	27242	KP ELECTRIC (AUSTRALIA) PTY LTD	ELECTRICAL SERVICES	31/03/2020	108.90
EF128939	27246	VEALE AUTO PARTS	SPARE PARTS MECHANICAL	31/03/2020	1,103.00
EF128940	27261	TUDOR HOUSE	FLAGS & BANNERS	31/03/2020	938.00
EF128941	27269	INTEGRAPAY PTY LTD	PAYMENT PROCESSING	31/03/2020	11,983.36
EF128942	27308	JATU CLOTHING & PPE PTY LTD	CLOTHING PPE	31/03/2020	1,206.30
EF128943	27310	SWIMPLEX AQUATICS PTY LTD	POOL EQUIPMENT MAINTENANCE	31/03/2020	18,144.17
EF128944	27334	WESTCARE PRINT	PRINTING SERVICES	31/03/2020	854.70
EF128945	27344	RUCKUS SCOOTERS	SCOOTER PROGRAMMES	31/03/2020	3,100.00
EF128946	27346	OFFICE LINE	FURNITURE OFFICE	31/03/2020	1,377.20
EF128947	27351	PROGRAMMED PROPERTY SERVICES	PROPERTY MAINTENANCE	31/03/2020	6,254.78
EF128948	27352	BIKEWISE	TRANSPORT PROMOTIONS	31/03/2020	4,500.00
EF128949	27355	PLAYMASTER	PLAYGROUND EQUIPMENT	31/03/2020	4,804.60
EF128950	27366	THE HENNA LEAF	ARTISTIC - HENNA	31/03/2020	660.00
EF128951	27368	SAVI SYSTEMS	AUDIO VISUAL SUPPLY AND INSTALLATION	31/03/2020	300.00
EF128952	27374	SOUTHERN CROSS CLEANING	COMMERCIAL CLEANING	31/03/2020	7,329.11
EF128953	27377	ACCIDENTAL HEALTH AND SAFETY - PERTH	FIRST AID SUPPLIES	31/03/2020	17,325.25
EF128954	27379	ESRI AUSTRALIA PTY LTD	GIS SOFTWARE - LICENCE	31/03/2020	117,700.00
EF128955	27381	FIT FOR LIFE EXERCISE PHYSIOLOGY	EXERCISE CLASSES	31/03/2020	1,780.00
EF128956	27384	SIFTING SANDS	SAND CLEANING	31/03/2020	22,961.35
EF128957	27390	ANKEET MEHTA SPEARWOOD NEWSPAPER ROUND DELIVERY	NEWSPAPER DELIVERY	31/03/2020	280.15

EF128958	27401	EMPRISE MOBILITY PTY LTD	MOBILITY EQUIPMENT	31/03/2020	4,271.00
EF128959	27403	FREEDOM FAIRIES PTY LTD	AMUSEMENT	31/03/2020	906.40
EF128960	27423	MECHANICAL PROJECT SERVICES PTY LTD	AIRCONDITIONING SERVICES	31/03/2020	8,827.53
EF128961	27425	BOLLYWOOD DANCE STUDIO	DANCING CLASSES	31/03/2020	1,100.00
EF128962	27427	HOME CHEF	COOKING/FOOD SERVICES	31/03/2020	708.52
EF128963	27430	MY FLEX TRAINING	TRAINING SERVICES	31/03/2020	100.00
EF128964	27434	CARTWRIGHT MEDIA	VIDEO PRODUCTION	31/03/2020	900.00
EF128965	27437	PB RETICULATION & MAINTENANCE SERVICES PTY LTD	IRRIGATION SERVICES	31/03/2020	6,956.40
EF128966	27448	SELECTRO SERVICES PTY LTD	ELECTRICAL	31/03/2020	313.50
EF128967	27450	AAA PRODUCTION SERVICES	HIRE PAISATGE SYSTEMS	31/03/2020	1,818.37
EF128968	27455	SITE PROTECTIVE SERVICES	CCTV PARTS	31/03/2020	18,813.74
EF128969	27456	SECUREPAY PTY LTD	PAYMENT SOLUTIONS	31/03/2020	302.23
EF128970	27482	BILLI AUSTRALIA PTY LTD	WATER FILTER TAPS	31/03/2020	5,069.02
EF128971	27485	ASHLEY GROUP	AUTO ELECTRICAL	31/03/2020	756.25
EF128972	27499	HODGE COLLARD PRESTON ARCHITECTS	ARCHITECTS	31/03/2020	33,196.51
EF128973	27505	DEC THE MALLS PTY LTD	DISPALY EQUIPMENT	31/03/2020	2,145.00
EF128974	27507	FACILITIES FIRST AUSTRALIA	CLEANING SERVICES	31/03/2020	57,390.80
EF128975	27512	AGENT SALES & SERVICES PTY LTD	POOL CHEMICALS	31/03/2020	3,071.75
EF128976	27518	KYOCERA DOCUMENT SOLUTIONS AUSTRALIA PTY LTD	PHOTOCOPYING MACHINES	31/03/2020	4,680.50
EF128977	27523	ROBERT LAWRENCE TOOHEY	HIGH PRESSURE CLEANING	31/03/2020	2,920.50
EF128978	27535	THE FOREVER PROJECT PTY LTD	CONSULTANCY	31/03/2020	10,780.00
EF128979	27536	BOLTBUE WEB & MARKETING	GRAPHIC DESIGN	31/03/2020	165.00
EF128980	27539	JASMIN CARPENTRY & MAINTENANCE	CARPENTRY	31/03/2020	9,530.82
EF128981	27548	STANDING FORK	CATERING	31/03/2020	795.60
EF128982	27552	BICYCLE PARTS WHOLESALE	BICYCLE PART	31/03/2020	3,152.55
EF128983	27567	CHORUS AUSTRALIA LIMITED	HEALTH CARE SERVICES	31/03/2020	2,096.10
EF128984	27576	ZUMBA FITNESS WITH TRACY	ZUMBA FITNESS CLASSES	31/03/2020	460.00
EF128985	27579	TRAVIS HAYTO PHOTOGRAPHY	PHOTOGRAPHY SERVICES	31/03/2020	2,378.00
EF128986	27592	HEY JAY FIX IT!! HOME MAINTENANCE SERVICE	HOME MAINTENANCE	31/03/2020	1,000.00
EF128987	27622	TRUGRADE MEDICAL SUPPLIES	MEDICAL SUPPLIES	31/03/2020	723.80
EF128988	27631	AQUATIC SERVICES WA PTY LTD	POOL EQUIPMENT & MAINTENANCE	31/03/2020	6,135.03
EF128989	27644	CMAKTECH	ICT ENGINEERING & CONSULTING	31/03/2020	43,509.88
EF128990	27657	POSITIVE BALANCE MASSAGE	MASSAGE THERAPY	31/03/2020	300.00
EF128991	27661	MATRIX PRODUCTION S	EVENT MNGEMENT	31/03/2020	2,805.00
EF128992	27664	DISABILITY AWARENESS TRAINING	TRAINING DISABILITIES	31/03/2020	1,350.00
EF128993	27695	QTM PTY LTD	TRAFFIC MANAGEMENT	31/03/2020	103,299.18
EF128994	27701	PERTH BETTER HOMES	SHADE SAILS	31/03/2020	24,969.95
EF128995	27719	PULSE LOCATING	CABLE LOCATIONS	31/03/2020	1,844.70
EF128996	27720	BJ SYSTEMS	SECURITY SERVICES	31/03/2020	1,782.00
EF128997	27722	METRA AUSTRALIA	SOFTWARE	31/03/2020	857.99
EF128998	27725	UNIVERSAL MARINA SYSTEMS	MARINA CONSTRUCTION	31/03/2020	2,833.05
EF128999	27749	ADVISIAN PTY LTD	CONSULTING - ENGINEERING	31/03/2020	13,091.10
EF129000	27767	ALTUS GROUP CONSULTING PTY LTD	SURVEYING SERVICES	31/03/2020	5,197.50
EF129001	27797	CITY LIFTS	LIFT MAINTENANCE	31/03/2020	638.00
EF129002	27799	WA PROFILING AND STABILISATION PTY LTD	ROAD PROFILING	31/03/2020	1,622.50
EF129003	27804	REDFISH TECHNOLOGIES	AUDIO VISUAL SYSTEMS	31/03/2020	57,607.00
EF129004	27809	RA-ONE PTY LTD	SOFTWARE	31/03/2020	7,885.00
EF129005	27814	KINESIS PTY LTD	CONSULTANCY - SUSTAINABILITY	31/03/2020	929.76
EF129006	27817	SQUASHWORLD HILTON	HIRING SERVICES	31/03/2020	400.00
EF129007	27819	AXIS CONTRACTING PTY LTD	CONCRETE WORKS	31/03/2020	13,288.00
EF129008	27822	JOHNSTAFF PROJECTS (WA) PTY LTD	PROJECT MANAGEMENT	31/03/2020	55,098.45
EF129009	27825	WESPRAY ON PAVING	CONCRETE WORKS	31/03/2020	1,045.00
EF129010	27829	SMEC AUSTRALIA PTY. LTD.	CONSULTANCY - ENGINEERING	31/03/2020	71,333.90
EF129011	27831	BUTLER AND BROWN	EVENT MANAGEMENT	31/03/2020	41,632.64
EF129012	27842	LIGHT HOUSE LAUNDRY	LAUNDRING	31/03/2020	140.91
EF129013	27847	MATRIX TRAFFIC AND TRANSPORT DATA PTY LTD	TRAFFIC SURVEYS	31/03/2020	7,733.00
EF129014	27855	TOTAL LANDSCAPE REDEVELOPMENT SERVICE PTY LTD	TREE WATERING	31/03/2020	26,815.25
EF129015	27863	CARERS PLUS	NURSING SERVICES	31/03/2020	1,799.76
EF129016	27869	SELECT FRESH PTY LTD	FOOD SUPPLIE,FRUIT & VEG	31/03/2020	346.24
EF129017	27884	I & J MANAGEMENT SERVICES PTY LTD	BUSINESS CONSULTANCY - LIBRARY	31/03/2020	18,500.00
EF129018	27893	LINK ENGINEERING CONSULTANTS WA PTY LTD	MECHANICAL ENGINEERING	31/03/2020	4,400.00
EF129019	27894	LIFECARE HOMECARE	HEALTHCARE	31/03/2020	484.00
EF129020	27899	NATURE CALLS PORTABLE TOILETS	HIRE - PORTABLE LOOS	31/03/2020	280.00

EF129021	27907	JENOPTIK AUSTRALIA PTY LTD	RADAR SIGNS	31/03/2020	38,810.00
EF129022	27913	EMERGE ASSOCIATES	ENVIRONMENTAL CONSULTING	31/03/2020	17,175.86
EF129023	27917	GO DOORS PTY LTD	DOOR MAINTENANCE & REPAIR	31/03/2020	5,101.81
EF129024	27925	RTRFM	ADVERTISING - RADIO	31/03/2020	205.70
EF129025	27928	DEPARTMENT OF PRIMARY INDUSTRIES AND REGIONAL DEVELOPMENT	WEEDING SERVICES	31/03/2020	9,917.00
EF129026	27937	RSPTCH PTY LTD	TELECOMMUNICATIONS	31/03/2020	1,294.00
EF129027	27941	NATURE BASED PLAY PTY LTD	DESIGNING PLAYGROUNDS	31/03/2020	7,755.00
EF129028	27943	CHARGEFOX PTY LTD	SOFTWARE DEVELOPMENT	31/03/2020	856.00
EF129029	27947	WARRANG-BRIDIL	CULTURAL AWARENESS TRAINING	31/03/2020	1,500.00
EF129030	27952	GROWISE	LANDSCAPE SUPPLIES	31/03/2020	2,255.00
EF129031	27953	TRUCKLINE	SPARE PARTS, TRUCK/TRAILER	31/03/2020	219.58
EF129032	11758	WATER CORP UTILITY ACCOUNT ONLY - PLEASE REFER TO 11760 WHEN RAISING P	WATER USAGE / SUNDRY CHARGES	31/03/2020	53,293.67
		TOTAL OF 888 EFT PAYMENTS			16,619,516.17
		LESS: CANCELLED EFT PAYMENTS:			
EF127976		IMAGE SOURCE		28/02/2020	-7,179.82
EF127796		PAUL SMITH		28/02/2020	-80.00
EF128187		MARK GIARDINI		10/03/2020	-69.00
EF128211		COMMUNITY OF AUBIN GROVE		10/03/2020	-599.50
EF128181		PERTH WALDORF SCHOOL		10/03/2020	-121.00
EF128200		MICHELINA D'ASCANIO		10/03/2020	-100.00
					8,126.12
		TOTAL EFT PAYMENTS (NET OF CANCELLED PAYMENTS)			16,611,390.05
		ADD: BANK FEES AND CREDIT CARD PAYMENTS			
		BANK FEES			0.83
		MERCHANT FEES COC			
		MERCHANT FEES MARINA			
		MERCHANT FEES ARC			
		MERCHANT FEES VARIOUS OUT CENTRES			
		NATIONAL BPAY CHARGE			5,015.04
		RTGS/ACLR FEE			
		NAB TRANSACT FEE			1455.72
		MERCHANDISE / OTHER FEES			
		CBA CREDIT CARD PAYMENT			88,899.24
					95,140.63
		ADD: PAYROLL PAYMENTS			
		COC28/02/20 Pmt 000155708811 City of Cookburn		4/03/2020	1,418,677.23
		COC06/03/20 Pmt 000155509713 City of Cookburn		18/03/2020	28,483.85
		COC15/03/20 Pmt 000155553857 City of Cookburn		18/03/2020	1,427,499.82
		COC14/03/20 Pmt 000155847487 City of Cookburn		19/03/2020	3,151.15
					2,877,812.05
		TOTAL PAYMENTS MADE FOR THE MONTH			19,584,342.73

Credit Card Transactions Feb 2020	
Card Holder Name	\$
ALEXANDRA K MORTON	3,091.00
ALISON WATERS	138.27
ANTON LEES	1,059.30
ASANKA VIDANAGE	982.90
BENJAMIN ROSER	317.90
CASSANDRA COOPER	418.65
CHERIE CABLE	904.28
CHRISTOPHER BEATON	129.50
COLLEEN MILLER	150.00
COURTNEE THOMSON	18,635.98
DEAN BURTON	12.06
KAROLINE JAMIESON	124.60
LEAH NAPIER	1,783.35
LINDA SEYMOUR	2,628.91
LINDA WALKER	260.00
MARIE LA FRENAIS	1,533.01
MICHAEL EMERY	1,850.86
MIRANDO RADJA	459.22
MISS JESSICA DONALD	1,149.95
MR ANTONIO NATALE	6,421.46
MR BRETT FELLOWS	1,014.78
MR BRETT MCEWIN	3,765.40
MR C MACMILLAN	150.00
MR CHARLES SULLIVAN	90.36
MR CLIFFORD RYAN	1,091.42
MR CLIVE J CROCKER	1,914.90
MR DANIEL ARNDT	610.91
MR DONALD M GREEN	4,103.55
MR GLEN WILLIAMSON	979.40
MR GLENN PETHICK	1,714.38
MR MICHAEL HAYNES	221.87
MR NELSON MAURICIO	660.00
MR PAUL HOGAN	111.42
MR PAUL J DE BRUIN	1,457.16
MR S ATHERTON	1,009.66
MR S PALMER	1,417.08
MR TRAVIS MOORE	572.91
MRS GLORIA ASKANDER	741.99
MRS J KIURSKI	74.67
MRS JULIE MCDONALD	1,846.36
MRS KIM HUNTER	1,913.24
MRS S SEYMOUR-EYLES	3,885.64
MRS SANDRA TAYLOR	1,982.99
MRS SARAH KAHLE	790.15
MRS SHARON STILL	979.79
MS BARBARA FREEMAN	768.43
MS CAROLINE LINDSAY	1,895.98
MS DONNA JORDAN	570.80
MS GAIL M BOWMAN	60.00
MS JILL ZUMACH	300.00
MS MICHELLE CHAMPION	566.99
MS NICOLA JANE LEDGER	732.36
MS PENELOPE PRICE	3,776.68
MS SAMANTHA BARON	1,704.35
MS SANDRA EDGAR	521.07
MS SIMONE SIEBER	813.90
PAUL DANIEL NORLIN	568.56
STEVEN JOHN ELLIOT	763.74
STUART DOWNING	475.15
Total Amount	88,669.24

Stuart Downing Credit Card Transactions Feb 2020			
Budget Number	Amount	Narration	Narration
GL 116-6303	40.00	NEWS LIMITED	Subscription
GL 116-6303	84.00	WANEWSDTI	Subscription
GL 116-6303	343.05	FAIRFAX SUBSCRIPTIONS	Subscription
GL 116-6304	8.10	WILSON PARKING AUSTRAL	Parking
Total Amount	475.15		

15.2 STATEMENT OF FINANCIAL ACTIVITY AND ASSOCIATED REPORTS - MARCH 2020

Author(s) S Ng

Attachments 1. Statement of Financial Activity - March 2020 [↓](#)

RECOMMENDATION

That Council:

- (1) adopt the Statement of Financial Activity and associated reports for March 2020, as attached to the Agenda;
- (2) amend the 2019-2020 Municipal Budget in accordance with the detailed schedule attached as follows:

Revenue (Capital and Operating)	150,000	Increase
Expenditure (Capital & Operating)	309,241	Decrease
Transfers to Reserves	479,241	Increase
Transfers from Reserves	20,000	Increase
Net impact on closing Municipal budget surplus	-	Nil

TO BE CARRIED BY AN ABSOLUTE MAJORITY OF COUNCIL

Background

Local Government (Financial Management) Regulations 1996 prescribe that a Local Government is to prepare each month a Statement of Financial Activity.

Regulation 34(2) requires the Statement of Financial Activity to be accompanied by documents containing:–

1. Details of the composition of the closing net current assets (less restricted and committed assets);
2. Explanation for each material variance identified between YTD budgets and actuals; and
3. Any other supporting information considered relevant by the Local Government.

Regulation 34(4)(a) prescribes that the Statement of Financial Activity and accompanying documents be presented to Council within two months after the end of the month to which the statement relates. The regulations require the information reported in the statement to be shown either by nature and type, statutory program or business unit.

The City chooses to report the information according to its organisational business structure, as well as by nature and type. Local Government (Financial Management) Regulations - Regulation 34 (5) states "Each financial year, a Local Government is to adopt a percentage or value, calculated in accordance with the AAS, to be used in statements of financial activity for reporting material variances."

This regulation requires Council to annually set a materiality threshold for the purpose of disclosing budget variances within monthly financial reporting and Council adopted at the July 2019 meeting to set a materiality threshold of \$300,000 for the 2019-2020 financial year (FY). Detailed analysis of budget variances is an ongoing exercise, with necessary budget amendments either submitted to Council each month via this standing agenda item or included in the City's mid-year budget review, as required by legislation.

Submission

N/A

Report

Opening Surplus

The opening surplus brought forward from FY 2018-2019 following the audit completion, was \$7.24 million. The budget has been revised to match the audited figure.

Closing Surplus

The City's actual closing surplus position for the month of \$62.21 million was \$4.35 million under the YTD budget. The closing surplus reported at the start of each financial year is a large amount, due to the inclusion of the annual rates revenue in the month of July. It then progressively reduces throughout the year as the City delivers its budgeted programs and services. The YTD budget variance in the surplus reflects the sum of all budget variances across the operating and capital programs as further detailed in this report.

The FY 2019-2020 revised budget is currently showing a closing surplus of \$43,815 (up from \$12,771 in the adopted budget and up from \$37,386 in February). Note 3 of the financial report reconciles the change in budget surplus.

Operating Revenue

Operating revenue of \$143.43 million was over the YTD budget by \$0.64 million and not yet significantly impacted by the COVID-19 shut-down. A significant portion of the City's operating revenue is brought to account in July each year upon the issue of the annual rates notices. The remaining revenue, largely comprising service fees, operating grants, contributions and interest earnings, flows relatively uniformly over the remainder of the year.

The following table summarises the operating revenue budget performance by nature and type:

Nature or Type Classification	Actual Revenue \$M	Revised Budget YTD \$M	Variance to Budget \$M	FY Revised Budget \$M
Rates	105.56	105.44	0.13	105.82
Specified Area Rates	0.59	0.58	0.01	0.60
Fees and Charges	24.16	23.85	0.31	30.20
Operating Grants and Subsidies	7.99	8.16	(0.17)	10.81
Contributions, Donations, Reimbursements	1.18	1.08	0.10	1.54
Interest Earnings	3.95	3.69	0.26	4.79
Total	143.43	142.79	0.64	153.76

The material variances identified for the month included:

- Fees and Charges (\$0.31 million above YTD budget) due to higher income received in Waste Services, \$0.32 million above YTD budget.

Operating Expenditure

Operating expenditure of \$110.41 million was under the YTD budget by \$4.67 million. The following table shows the operating expenditure budget variance at the nature and type level. The internal recharging credits reflect the amount of internal costs capitalised against the City's assets:

Nature or Type Classification	Actual Expenses \$M	Revised Budget YTD \$M	Variance to Budget \$M	FY Revised Budget \$M
Employee Costs - Direct	43.36	44.22	0.85	58.62
Employee Costs - Indirect	0.66	0.80	0.14	1.57
Materials and Contracts	28.05	30.54	2.48	41.65
Utilities	4.03	4.31	0.28	5.73
Interest Expenses	0.48	0.46	(0.03)	0.81
Insurances	1.53	1.47	(0.06)	1.47
Other Expenses	6.23	6.67	0.44	9.68
Depreciation (non-cash)	26.66	26.91	0.26	36.12
Amortisation (non-cash)	0.82	0.86	0.04	1.14
Internal Recharging-CAPEX	(1.42)	(1.14)	0.27	(1.58)
Total	110.41	115.09	4.67	155.20

The material variance identified for the month included:

- Employee Costs – Salaries and Direct On-costs (\$0.85 million under YTD budget) mostly due to the under spend in Parks Overhead salaries \$0.40 million.
- Material and Contracts (\$2.48 million under YTD budget):
 - Community Development Services were collectively \$0.74 million under YTD budget.
 - Waste Collection Services costs were collectively \$0.55 million under YTD budget due to incorrect classification on the nature of the expenditure. This will be corrected next month.
 - Information Services were collectively \$0.40 million under YTD budget.
 - Infrastructure Services operational projects were collectively \$0.38 million under YTD budget.

Capital Expenditure

The City's adopted capital budget of \$43.38 million has increased to \$78.93 million, primarily due to the addition of carried forward works and projects and minor addition during the mid-year budget review.

At the end of the month, the City had actual spending of \$22.76 million against the YTD budget of \$26.71 million (\$3.95 million under budget).

The following table details this budget variance by asset class:

Asset Class	YTD Actuals \$M	YTD Budget \$M	YTD Variance \$M	Revised Budget \$M	Commit Orders \$M
Roads Infrastructure	7.87	7.86	(0.01)	25.94	2.98
Drainage	0.56	0.49	(0.07)	2.15	0.22
Footpaths	1.09	0.92	(0.17)	2.13	0.41
Parks Infrastructure	5.13	5.24	0.10	13.18	2.08
Landfill Infrastructure	0.73	0.75	0.02	5.54	2.92
Freehold Land	(0.56)	(0.56)	(0.00)	3.00	0.17
Buildings	3.53	3.62	0.09	16.78	6.62
Furniture and Equipment	0.03	0.03	0.00	0.04	0.00
Information Technology	1.04	1.29	0.26	2.34	0.29
Plant and Machinery	2.58	2.63	0.05	6.05	2.18
Marina Infrastructure	0.77	0.78	0.01	1.77	0.14
Total	22.76	23.04	0.28	78.93	18.03

There are no significant project budget variances recorded for this month.

Capital Funding

Capital funding sources are highly correlated to capital spending, the sale of assets and the rate of development within the City (determining developer contributions received). Material variances identified for the month were:

- Proceeds on sale of assets were collectively under YTD budget by \$0.30 million.

Reserve Transfers

- Transfers from reserves of \$23.27 million were \$9.87 million under YTD budget.
 - Reserve funding transfers for the City's capital works program were collectively \$7.83 million below YTD budget mainly due to timing issue. Budget cash flows for these projects will be amended in April.
- Transfers to financial reserves of \$17.38 million were \$0.44 million under YTD budget as sales of a couple of plant items have not eventuated yet.

Cash and Investments

The closing cash and financial investment holding at month's end totalled \$200.64 million, down from \$204.19 million the previous month. \$136.70 million of this comprised the City's financial reserves (down from \$137.51 million last month). Another \$4.13 million was held against the City's bonds and deposits liability. The remaining \$59.81 million represented available cash funding to cover operational requirements over the remainder of the 2019-20 FY.

Investment Performance, Ratings and Maturity

After cutting the cash rate to historic low of 0.25% on 20th March 2020, RBA left the rate steady in the first week of April 2020. The RBA stated that there will not be an increase in the cash rate until there is sustainable progress made towards their goals for full employment and inflation. The long-term government bond rate and the Australia Dollar still remain at their lowest levels. For the first half of 2020, the activities restrictions and uncertainties due to the coronavirus pandemic will likely result in the biggest contraction in national output and income since the 1930s. GDP is expected to fall by 6% for the full year. Going forward, once the virus is contained the RBA expects the economy to grow strongly by around 6-7% next year.

The City's investment portfolio yielded a weighted annualised return of 1.65 percent for the month (down from 1.70% last month and 1.79% the month before). This outperformed the City's target rate of 1.05 percent (RBA cash rate of 0.25 percent plus 0.80 percent performance margin) by 0.60 percent. Interest from investments to the end of the month was \$3.17 million, slightly above the YTD budget setting of \$2.93 million.

The City's surplus funds are invested in term deposits (TD) with Australian Prudential Regulation Authority (APRA) regulated Australian and foreign owned banks. Current investments held are compliant with Council's Investment Policy, other than those made under previous policy and statutory provisions. This includes Australian reverse

mortgage funds with a face value of \$2.554 million and book value of \$0.979 million (net of a \$1.575 million impairment provision), which continue paying interest and returning capital (\$0.45 million returned to date of the original \$3.0 million). Term deposits with foreign owned banks totalling \$29.8 million also now sit outside Council policy. These are redeemed and reinvested with Australian banks as and when they fall due (last one September 2020).

The City's investments fall within the following Standard and Poor's short term risk rating categories:

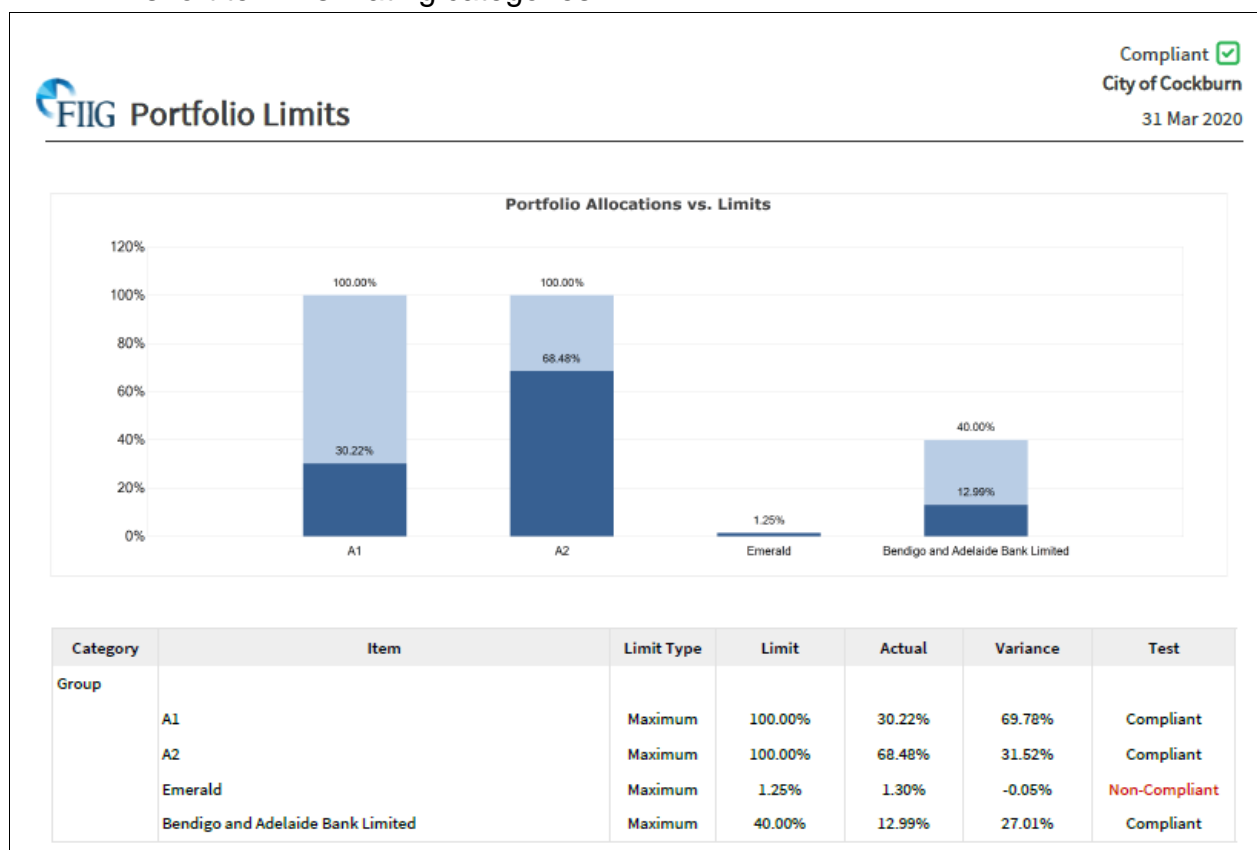


Figure 1: Portfolio allocations compared to Investment Policy limits

Given the negative outlook for interest rates, the current investment strategy seeks to secure the best rate on offer for the longest period possible, subject to cash flow planning and policy requirements. The Council's investment policy was recently amended in order to take greater advantage of the higher interest rates offered by A2 financial institutions (policy limit increased from 60% to 100%).

The City's TD investment portfolio duration as at the end of the month was 142 days (slight decrease from 156 days last month). The maturity profile of the City's TD investments is graphically depicted below, showing adequate maturities across the next six months to meet liquidity requirements (generally at least \$15 million each month):

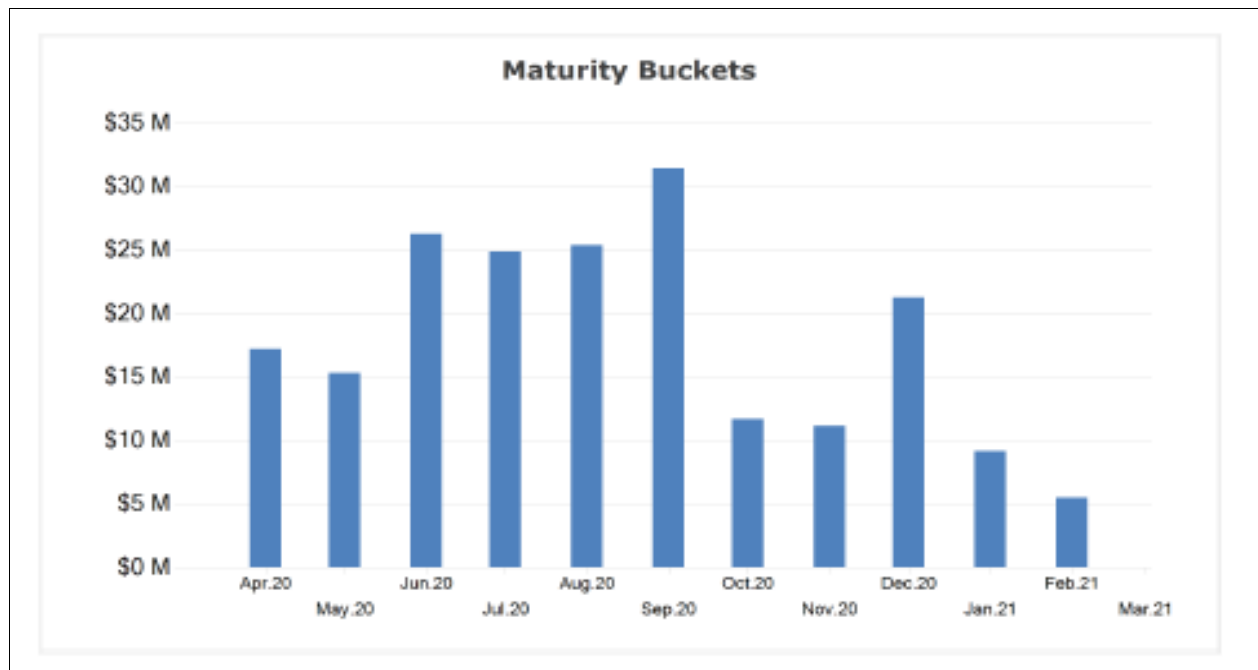


Figure 2: Council Investment Maturity Profile

Investment in Fossil Fuel Free Banks

At month end, the City held 71% of its TD investment portfolio with banks considered non-funders of fossil fuel related industries (slight up from 69% last month). The amount invested with fossil fuel free banks will fluctuate month to month in line with policy limits and the deposit rates available at time of placement.

Rates Debt Recovery

At month's end, the City had \$9.6 million in outstanding rates and property charges (reduced from \$20.6 million last month). Payment of the final quarterly instalment fell due on the 6 March, leading to the large reduction in outstanding rates. This amount excluded \$1.46 million in prepaid rates (that will be applied to next year's rates charges). This represented 8.32 percent in uncollected charges against the \$132.9 million total rates levied to month's end (inclusive of prior year outstanding balances and part year rating).

In terms of overdue rates accounts, the City had 707 properties owing \$2.52 million under legal debt recovery processes (894 properties owing \$2.56 million last month). A pause in legal actions has been instigated during the current pandemic period as a relief measure.

Budget Amendments

The following budget amendments require Council adoption:

- Increased funding for fabrication and equipment purchases on the green waste decontamination plant \$20,000 (funded from Waste and Recycling Reserve).
- The Energy Audit and Retrofit Plan project has been cancelled due to facility closures or operating at reduced capacity and the funding of \$50,000 is being transferred to the Climate Change strategy formulation project.
- Reduction in expenditure in the roads construction on Karel Avenue, Berrigan Drive to Farrington Road \$479,241 (transfer excess funding back to Roads and Drainage Reserve).
- New funding received for study on electric vehicles and trucks run on electricity generated from hydrogen \$150,000 (funded from State Government's Renewable Hydrogen Fund).

The attached financial report includes a schedule with these proposed budget changes and the associated funding sources.

Description of Graphs and Charts

There is a bar graph tracking Business Unit operating expenditure against budget. This provides a quick view of how the different units are tracking and the comparative size of their budgets.

The Capital Expenditure graph tracks the YTD capital spends against the budget. It also includes an additional trend line for the total of YTD actual expenditure and committed orders. This gives a better indication of how the capital budget is being exhausted, rather than just purely actual cost alone.

A liquidity graph shows the level of Council's net current position (adjusted for restricted assets) and trends this against previous years. This gives a good indication of Council's capacity to meet its financial commitments over the course of the year. Council's overall cash and investments position is provided in a line graph with a comparison against the YTD budget and the previous year's position at the same time.

Pie charts included show the break-up of actual operating income and expenditure by nature and type and the make-up of Council's current assets and liabilities (comprising the net current position).

Trust Fund

At month's end, the City held \$6.42 million within its trust fund (up from \$6.07 million last month), comprising fully the total POS cash in lieu contributions held for future recreation requirements across specific suburbs within the City.

Strategic Plans/Policy Implications**Leading and Listening**

Deliver sustainable governance through transparent and robust policy and processes

Listen to and engage with our residents, business community and ratepayers with greater use of social media

Budget/Financial Implications

The 2019-20 FY revised budget surplus of \$43,815 is unchanged by the budget amendments proposed for adoption in this report.

Legal Implications

N/A

Community Consultation

N/A

Risk Management Implications

Council's adopted budget for revenue, expenditure and the closing financial position could factually misrepresent actual financial outcomes if the recommended budget amendments are not adopted. Further, some services and projects could be disrupted if budgetary requirements are not appropriately addressed.

Advice to Proponent(s)/Submissioners

N/A

Implications of Section 3.18(3) *Local Government Act 1995*

Nil

STATEMENT OF FINANCIAL ACTIVITY

for the period ended 31 March 2020

	Actuals	YTD Revised Budget	Variance to YTD Budget	\$ Variance to YTD Budget		Revised Budget	Adopted Budget
	\$	\$	%	\$		\$	\$
Operating Revenue							
Financial Services	113,117,478	112,674,555	0%	442,923	✓	114,659,699	117,846,000
Information Services	-	1,125	-100%	(1,125)		1,500	1,500
Human Resource Management	115,209	218,994	-47%	(103,785)		292,000	292,000
Library Services	36,949	49,610	-26%	(12,661)		68,146	56,146
Recreation & Community Safety	9,555,573	9,653,619	-1%	(98,046)		12,962,331	13,034,278
Community Development & Services	6,471,283	6,877,433	-6%	(406,150)	✗	9,104,857	8,599,857
Corporate Communications	109,360	49,350	122%	60,010		113,600	118,600
Governance & Risk	2,657	600	343%	2,057		800	800
Statutory Planning	704,059	698,231	1%	5,827		1,002,000	1,002,000
Strategic Planning	2,393,707	2,316,596	3%	77,111		3,116,745	3,126,262
Building Services	910,268	902,198	1%	8,069		1,159,014	1,334,014
Environmental Health	333,931	319,125	5%	14,806		347,500	333,500
Waste Services	7,254,400	6,933,966	5%	320,434	✓	8,577,255	8,558,998
Parks & Environmental Services	967,030	912,124	6%	54,906		919,004	1,482,623
Engineering Services	207,097	238,250	-13%	(31,153)		291,000	281,000
Infrastructure Services	1,254,041	947,734	32%	306,308	✓	1,146,231	1,003,350
	143,433,040	142,793,509	0%	639,531		153,761,681	157,070,927
Total Operating Revenue	143,433,040	142,793,509	0%	639,531		153,761,681	157,070,927
Operating Expenditure							
Governance	(3,068,432)	(2,785,575)	10%	(282,856)	✗	(3,750,445)	(3,530,263)
Strategy & Civic Support	(722,376)	(898,109)	-20%	175,733		(1,215,787)	(1,188,978)
Financial Services	(5,175,487)	(4,948,944)	5%	(226,543)	✗	(6,731,425)	(6,218,115)
Information Services	(4,940,959)	(5,332,633)	-7%	391,674	✓	(6,940,275)	(6,410,628)
Human Resource Management	(2,088,338)	(2,174,490)	-4%	86,152		(3,003,966)	(2,952,449)
Library Services	(2,655,560)	(3,025,601)	-12%	370,041	✓	(3,962,670)	(3,988,344)
Recreation & Community Safety	(12,334,505)	(12,827,185)	-4%	492,680	✓	(17,139,933)	(16,874,107)
Community Development & Services	(8,244,150)	(9,476,218)	-13%	1,232,067	✓	(13,048,727)	(12,774,540)
Corporate Communications	(3,120,227)	(3,225,765)	-3%	105,539		(4,209,054)	(3,997,821)
Governance & Risk	(369,425)	(399,057)	-7%	29,632		(497,875)	(472,875)
Statutory Planning	(991,016)	(1,059,306)	-6%	68,290		(1,428,683)	(1,428,683)
Strategic Planning	(1,658,684)	(1,519,677)	9%	(139,007)		(2,170,725)	(1,889,225)
Building Services	(1,224,879)	(1,232,780)	-1%	7,901		(1,656,413)	(1,716,537)
Environmental Health	(1,397,446)	(1,544,602)	-10%	147,156		(2,081,780)	(2,015,928)
Waste Services	(11,308,395)	(11,753,889)	-4%	445,493	✓	(15,955,861)	(17,144,443)
Parks & Environmental Services	(11,330,338)	(11,850,304)	-4%	519,967	✓	(16,525,429)	(16,489,237)
Engineering Services	(6,077,677)	(6,031,865)	1%	(45,813)		(8,039,233)	(7,989,249)
Infrastructure Services	(7,645,862)	(8,368,576)	-9%	722,713	✓	(11,165,646)	(10,869,941)
	(84,353,758)	(88,454,576)	-5%	4,100,818		(119,523,928)	(117,951,365)

STATEMENT OF FINANCIAL ACTIVITY

for the period ended 31 March 2020

	Actuals	YTD Revised Budget	Variance to YTD Budget	\$ Variance to YTD Budget		Revised Budget	Adopted Budget
	\$	\$	%	\$		\$	\$
Less: Net Internal Recharging	1,415,152	1,140,385	24%	274,767	✓	1,583,564	1,515,474
Add: Depreciation & Amortisation on Non-Current Assets							
Computer Equipment	(1,113,928)	(1,166,499)	-5%	52,572		(1,555,332)	(1,555,332)
Furniture and Equipment	(271,920)	(269,298)	1%	(2,622)		(359,052)	(359,052)
Plant & Machinery	(2,452,370)	(2,439,255)	1%	(13,115)		(3,249,355)	(3,249,355)
Buildings	(4,838,709)	(4,787,325)	1%	(51,384)		(6,383,100)	(6,383,100)
Infrastructure - Roads	(10,409,738)	(10,561,158)	-1%	151,420		(14,081,544)	(12,189,504)
Infrastructure - Drainage	(1,990,432)	(2,021,805)	-2%	31,373		(2,695,740)	(2,695,740)
Infrastructure - Footpaths	(1,325,803)	(1,345,095)	-1%	19,292		(1,793,460)	(1,427,916)
Infrastructure - Parks Equipment	(3,517,561)	(3,576,771)	-2%	59,210		(4,769,028)	(4,769,028)
Landfill Infrastructure	(819,868)	(857,241)	-4%	37,373		(1,142,988)	(1,142,988)
Marina Infrastructure	(318,260)	(324,000)	-2%	5,740		(432,012)	(1,040,400)
Coastal Infrastructure	(416,619)	(422,685)	-1%	6,066		(563,580)	-
Leased Equipment	-	8	-100%	(8)		(235,142)	(41,200)
	(27,475,207)	(27,771,124)	-1%	295,917		(37,260,333)	(34,853,615)
Total Operating Expenditure	(110,413,813)	(115,085,315)	-4%	4,671,502		(155,200,697)	(151,289,506)
Change in Net Assets Resulting from Operations	33,019,227	27,708,194	19%	5,311,033		(1,439,016)	5,781,421
Non-Operating Activities							
Profit/(Loss) on Assets Disposal							
Plant and Machinery	173,944	49,146	254%	124,798		42,176	(590,592)
Freehold Land	1,218,364	1,440,000	-15%	(221,636)	X	6,740,000	-
Furniture and Equipment	-	-	0%	-		-	-
Buildings	(259,197)	-	0%	(259,197)	X	-	-
	1,133,111	1,489,146	-24%	(356,035)		6,782,176	(590,592)
Capital Expenditure							
Computer Equipment	(1,037,781)	(1,294,208)	-20%	256,427	✓	(2,344,886)	(1,165,620)
Furniture and Equipment	(25,000)	(29,472)	-15%	4,472		(44,472)	-
Plant & Machinery	(2,576,431)	(2,629,231)	-2%	52,800		(6,053,440)	(3,870,000)
Land	559,169	562,832	-1%	(3,663)		(3,000,000)	-
Buildings	(3,525,468)	(3,617,924)	-3%	92,457		(16,782,828)	(10,244,500)
Infrastructure - Roads	(7,874,666)	(7,864,158)	0%	(10,508)		(25,944,199)	(19,303,359)
Infrastructure - Drainage	(558,973)	(489,480)	14%	(69,493)		(2,148,647)	(1,318,000)
Infrastructure - Footpaths	(1,090,138)	(920,448)	18%	(169,690)		(2,125,791)	(1,439,268)
Infrastructure - Parks Equipment	(4,495,276)	(4,612,834)	-3%	117,558		(11,626,592)	(4,812,000)
Infrastructure - Parks Landscaping	(639,351)	(622,973)	3%	(16,379)		(1,552,923)	(620,000)
Landfill Infrastructure	(727,060)	(745,639)	-2%	18,580		(5,538,861)	(179,000)
Marina Infrastructure	(769,177)	(778,545)	-1%	9,369		(1,767,424)	(425,000)
Note 1.	(22,760,150)	(23,042,080)	-1%	281,930		(78,930,063)	(43,376,747)

STATEMENT OF FINANCIAL ACTIVITY

for the period ended 31 March 2020

	Actuals	YTD Revised Budget	Variance to YTD Budget	\$ Variance to YTD Budget		Revised Budget	Adopted Budget
	\$	\$	%	\$		\$	\$
Add: Land - Vested in Crown	(324,671)	-	0%	(324,671) X		(2,500,000)	-
Add: Transfer to Reserves	(17,379,548)	(17,821,599)	-2%	442,052 ✓		(45,624,726)	(27,595,783)
Add Funding from							
Non-Operating Grants and Subsidies	2,853,825	2,660,458	7%	193,367		8,900,260	6,058,933
Non-Government Contributions	294,630	267,542	10%	27,088		2,623,234	2,150,000
Developers Contributions Plans: Cash	3,467,524	3,203,760	8%	263,764 ✓		4,080,000	4,080,000
Proceeds on Sale of Assets	2,316,295	2,618,340	-12%	(302,045) X		8,287,768	915,000
Reserves	23,268,781	33,139,672	-30%	(9,870,891) X		58,952,376	17,646,331
	32,201,055	41,889,772	-23%	(9,688,717)		82,843,638	30,850,264
Non-Cash/Non-Current Item Adjustments							
Depreciation on Assets	26,655,339	26,913,883	-1%	(258,544) ✓		36,117,345	33,710,627
Amortisation on Assets	819,868	857,241	-4%	(37,373)		1,142,988	1,142,988
Profit/(Loss) on Assets Disposal	(1,133,111)	(1,489,146)	-24%	356,035 X		(6,782,176)	590,592
Loan Repayments	(2,298,499)	(2,354,041)	-2%	55,542		(3,974,400)	(2,500,000)
Non-Current Rehabilitation Asset Provision	5,171,553	5,171,553	0%	-		5,171,553	-
Non-Current Accrued Debtors	(277,508)	-	0%	(277,508) ✓		-	-
Non-Current Leave Provisions	110,116	-	0%	110,116		-	-
Deferred Pensioners Adjustment	36,974	-	0%	36,974		-	-
	29,084,731	29,099,490	0%	(14,759)		31,675,310	32,944,207
Add: Surplus/(Deficit) B/F July 1	7,236,184	7,236,495	0%	(311)		7,236,495	2,000,000
Less: Surplus/(Deficit) C/F	62,209,940	66,559,417	-7%	(4,349,478)		43,815	12,771
	-	-	-	-		-	-

Notes to Statement of Financial Activity

Note 1.

Additional information on the capital works program including committed orders at end of month:

Assets Classification	Actuals \$	Commitments at Month End \$	Commitments & Actuals YTD	YTD Revised Budget	Full Year Revised Budget \$	Uncommitted at Month End \$
Computer Equipment	(1,037,781)	(194,449)	(1,232,230)	(1,294,208)	(2,344,886)	1,112,656
Furniture and Equipment	(25,000)	-	(25,000)	(29,472)	(44,472)	19,472
Plant & Machinery	(2,576,431)	(2,413,583)	(4,990,013)	(2,629,231)	(6,053,440)	1,063,427
Land	559,169	(174,816)	384,353	562,832	(3,000,000)	3,384,353
Buildings	(3,525,468)	(6,724,059)	(10,249,527)	(3,617,924)	(16,782,828)	6,533,301
Infrastructure - Roads	(7,874,666)	(3,527,143)	(11,401,809)	(7,864,158)	(25,944,199)	14,542,391
Infrastructure - Drainage	(558,973)	(347,884)	(906,857)	(489,480)	(2,148,647)	1,241,790
Infrastructure - Footpaths	(1,090,138)	(431,886)	(1,522,025)	(920,448)	(2,125,791)	603,766
Infrastructure - Parks Equipment	(4,495,276)	(1,925,422)	(6,420,698)	(4,612,834)	(11,626,592)	5,205,894
Infrastructure - Parks Landscaping	(639,351)	(308,959)	(948,310)	(622,973)	(1,552,923)	604,613
Landfill Infrastructure	(727,060)	(3,234,344)	(3,961,404)	(745,639)	(5,538,861)	1,577,457
Marina Infrastructure	(769,177)	(184,142)	(953,319)	(778,545)	(1,767,424)	814,105
	(22,760,150)	(19,466,688)	(42,226,838)	(23,042,080)	(78,930,063)	36,703,225

Note 2.

Closing Funds in the Financial Activity Statement are represented by:

	Actuals \$	YTD Revised Budget \$	Full Year Revised Budget \$	Adopted Budget \$
Current Assets				
Cash & Investments	199,659,724	205,515,537	141,369,558	134,040,426
Rates Outstanding	9,684,100	3,500,000	3,500,000	3,500,000
Rubbish Charges Outstanding	79,255	50,000	50,000	50,000
Sundry Debtors	5,231,371	2,884,300	2,884,300	2,884,300
GST Receivable	695,870	-	-	-
Prepayments	263,309	100,000	100,000	100,000
Accrued Debtors	749,498	-	-	-
Stock on Hand	7,246	15,000	15,000	15,000
	216,370,372	212,064,837	147,918,858	140,589,726
Current Liabilities				
Creditors	(5,323,681)	(5,768,600)	(6,154,801)	(6,154,801)
Income Received in Advance	(1,579,260)	(1,200,000)	(1,200,000)	(1,200,000)
GST Payable	(222,927)	-	-	-
Withholding Tax Payable	-	-	-	-
Provision for Annual Leave	(4,145,101)	(4,000,000)	(4,000,000)	(4,000,000)
Provision for Long Service Leave	(3,043,055)	(2,400,000)	(2,400,000)	(2,400,000)
Provision for Rehabilitation Assets	-	-	-	-
	(14,314,024)	(13,368,600)	(13,754,801)	(13,754,801)
Net Current Assets	202,056,348	198,696,237	134,164,057	126,834,925
Add: Non Current Investments	978,935	1,000,000	1,000,000	1,000,000
	203,035,284	199,696,237	135,164,057	127,834,925
Less: Restricted/Committed Assets				
Cash Backed Reserves #	(136,697,010)	(127,268,170)	(129,258,592)	(127,822,154)
Deposits & Bonds Liability *	(4,128,334)	(5,868,650)	(5,861,650)	-
	62,209,940	66,559,417	43,815	12,771
Closing Funds (as per Financial Activity Statement)	62,209,940	66,559,417	43,815	12,771

See attached Reserve Fund Statement

* See attached Restricted Funds Analysis

Note 3.

Amendments to original budget since budget adoption. Surplus/(Deficit)

Ledger	Project/ Activity	Description	Council Resolution	Classification	Non Change (Non Cash Items) Adjust.	Increase in Available Cash	Decrease in Available Cash	Amended budget Running Balance
					\$	\$	\$	\$
		Budget Adoption		Closing Funds Surplus(Deficit)				12,771
Various		ABC allocation adjustments	OCM 12/09/19		54,475			67,246
CW	5983	Balancing DCP13 funded project	OCM 14/11/19				30,668	36,578
GL	105	Forfeited incomplete bonds	OCM12/12/19			270,187		306,765
OP	9705	Welcome Kit Residence - error in populating budget	OCM12/12/19				2,000	304,765
Various		Mid-year budget review	OCM12/02/20				267,379	37,386
Various		Balancing Internal Recharges	OCM09/04/20			13,615		51,001
OP	6035	1/3 of project cost is funded by Port Coogee SAR	OCM09/04/20			83,333		134,334
CW	5832	Mid-year budget review correction - reduction in funding	OCM09/04/20				7,685	126,649
CW	5921	Mid-year budget review correction - POS funded	OCM09/04/20			32,235		158,884
OP	9470	Reduction in external grant	OCM09/04/20				5,000	153,884
OP	6999	Funding ARC's Leisure Management Software	OCM09/04/20				4,578	149,306
OP	8173	Mid-year budget review correction - funding removal	OCM09/04/20				72,491	76,815
GL	100	Removal of rate penalty re: COVID-19	OCM09/04/20				33,000	43,815
				Closing Funds Surplus (Deficit)	54,475	399,370	422,801	43,815

Statement of Comprehensive Income *by Nature and Type*
for the period ended 31 March 2020

	Actual	Amended YTD Budget	\$ Variance to YTD Budget	Forecast	Amended Budget	Adopted Budget
	\$	\$	\$	\$	\$	\$
OPERATING REVENUE						
01 Rates	105,563,999	105,436,718	127,281	105,949,749	105,822,468	107,680,000
02 Specified Area Rates	586,272	580,000	6,272	601,272	595,000	490,000
05 Fees and Charges	24,159,485	23,846,008	313,477	30,516,122	30,202,645	29,361,458
10 Grants and Subsidies	7,991,436	8,159,576	(168,140)	10,642,109	10,810,250	13,203,983
15 Contributions, Donations and Reimbursements	1,183,410	1,081,146	102,264	1,645,910	1,543,646	1,191,014
20 Interest Earnings	3,948,438	3,690,061	258,377	5,046,050	4,787,673	5,144,473
25 Other revenue and Income	-	-	-	-	-	-
Total Operating Revenue	143,433,040	142,793,509	639,531	154,401,212	153,761,681	157,070,927
OPERATING EXPENDITURE						
50 Employee Costs - Salaries & Direct Oncosts	(43,362,311)	(44,215,477)	853,167	(57,765,613)	(58,618,780)	(57,343,930)
51 Employee Costs - Indirect Oncosts	(663,085)	(798,530)	135,445	(1,429,836)	(1,565,281)	(1,578,469)
55 Materials and Contracts	(28,050,816)	(30,535,689)	2,484,873	(39,166,378)	(41,651,250)	(39,976,260)
65 Utilities	(4,027,118)	(4,308,443)	281,325	(5,446,347)	(5,727,671)	(5,724,940)
70 Interest Expenses	(484,747)	(455,022)	(29,726)	(839,951)	(810,225)	(2,284,625)
75 Insurances	(1,533,556)	(1,470,280)	(63,276)	(1,533,556)	(1,470,280)	(1,560,700)
80 Other Expenses	(6,232,124)	(6,671,136)	439,012	(9,241,429)	(9,680,441)	(9,482,441)
85 Depreciation on Non Current Assets	(26,655,339)	(26,913,883)	258,544	(35,858,801)	(36,117,345)	(33,710,627)
86 Amortisation on Non Current Assets	(819,868)	(857,241)	37,373	(1,105,615)	(1,142,988)	(1,142,988)
Add Back: Indirect Costs Allocated to Capital Works	1,415,152	1,140,385	274,767	1,858,331	1,583,564	1,515,474
Total Operating Expenditure	(110,413,813)	(115,085,315)	4,671,502	(150,529,195)	(155,200,697)	(151,289,506)
CHANGE IN NET ASSETS RESULTING FROM OPERATING ACTIVITIES	33,019,227	27,708,194	5,311,033	3,872,017	(1,439,016)	5,781,421
NON-OPERATING ACTIVITIES						
11, 16 Non-Operating Grants, Subsidies and Contributions	3,148,455	1,856,000	1,292,455	12,815,949	11,523,494	8,208,933
18 Developers Contributions Plans: Cash	3,467,524	3,203,760	263,764	4,343,764	4,080,000	4,080,000
95 Profit/(Loss) on Sale of Assets	1,133,111	1,489,146	(356,035)	6,426,141	6,782,176	(590,592)
Total Non-Operating Activities	7,424,419	6,548,906	875,513	20,761,183	19,885,670	11,698,341
NET RESULT	40,443,646	34,257,100	6,186,546	24,633,200	18,446,654	17,479,762

Notes to Statement of Comprehensive Income

Note 1.

Additional information on main sources of revenue in fees & charges.

	Actual	Amended YTD Budget	Amended Budget	Adopted Budget
	\$	\$	\$	\$
<u>Recreation & Community Safety</u>				
Recreational Services	519,754	451,373	601,830	601,830
Law and Public Safety	529,452	373,972	462,551	462,551
Cockburn ARC	7,815,099	8,215,032	11,016,766	11,193,223
	8,864,305	9,040,376	12,081,147	12,257,604
<u>Waste Services:</u>				
Waste Collection Services	2,747,111	2,598,505	2,647,216	2,647,216
Waste Disposal Services	4,481,207	4,309,614	5,699,662	5,699,662
	7,228,318	6,908,119	8,346,878	8,346,878
<u>Infrastructure Services:</u>				
Port Coogee Marina	1,111,482	937,317	1,043,940	991,850
	1,111,482	937,317	1,043,940	991,850
	17,204,105	16,885,813	21,471,964	21,596,331

Note 2.

Additional information on Salaries and Direct On-Costs by each Division.

	Actual	Amended YTD Budget	Amended Budget	Adopted Budget
	\$	\$	\$	\$
Executive Services	(1,960,504)	(1,890,162)	(2,497,136)	(2,497,136)
Finance and Corporate Services Division	(6,311,234)	(6,360,142)	(8,588,408)	(8,044,589)
Governance and Community Services Divi	(15,976,782)	(16,316,696)	(21,616,524)	(21,402,210)
Planning and Development Division	(4,290,939)	(4,435,921)	(5,850,738)	(5,910,862)
Engineering and Works Division	(14,822,851)	(15,212,556)	(20,065,974)	(19,489,132)
	(43,362,311)	(44,215,477)	(58,618,780)	(57,343,930)

Note 3

Additional information on Materials and Contracts by each Division.

	Actual	Amended YTD Budget	Amended Budget	Adopted Budget
	\$	\$	\$	\$
Executive Services	(1,380,121)	(1,358,473)	(1,794,380)	(1,555,389)
Finance and Corporate Services Division	(3,402,073)	(3,626,728)	(4,970,251)	(4,361,376)
Governance and Community Services Divi	(8,643,868)	(9,991,775)	(13,456,689)	(13,067,775)
Planning and Development Division	(836,479)	(845,889)	(1,336,212)	(988,860)
Engineering and Works Division	(13,788,276)	(14,712,824)	(20,093,718)	(20,002,861)
Not Applicable	0	0	0	0
	(28,050,816)	(30,535,689)	(41,651,250)	(39,976,260)

City of Cockburn - Reserve Funds

Financial Statement for Period Ending 31 March 2020

<i>Account Details</i>	<i>Opening Balance</i>		<i>Interest Received</i>		<i>t/t's from Municipal</i>		<i>t/t's to Municipal</i>		<i>Closing Balance</i>	
	<i>Budget</i>	<i>Actual</i>	<i>Budget</i>	<i>Actual</i>	<i>Budget</i>	<i>Actual</i>	<i>Budget</i>	<i>Actual</i>	<i>Budget</i>	<i>Actual</i>
<i>Council Funded</i>										
Bibra Lake Management Plan	579,591	579,591	7,052	4,916	-	-	(64,810)	(64,810)	521,833	519,697
Carry Forward Projects	5,932,650	5,932,650	-	-	8,780,584	8,780,584	(13,414,186)	(8,197,404)	1,299,048	6,515,830
CIHCF Building Maintenance	7,746,691	7,746,691	108,854	73,929	1,486,079	1,091,479	(15,000)	(3,500)	9,326,624	8,908,598
Cockburn ARC Building Maintenance	2,054,346	2,054,346	26,999	18,449	1,640,000	-	-	-	3,721,345	2,072,795
Cockburn Coast SAR	16,840	16,840	-	104	30,000	-	(8,887)	(8,887)	37,954	8,058
Community Infrastructure	19,187,585	19,187,585	248,878	170,930	9,500,000	-	(3,205,561)	(687,002)	25,730,902	18,671,513
Community Surveillance	778,372	778,372	9,286	6,493	200,000	-	(149,633)	(117,856)	838,025	667,009
Environmental Offset	311,136	311,136	4,089	2,791	-	-	(66,000)	(3,940)	249,225	309,986
Greenhouse Action Fund	572,893	572,893	7,195	4,965	200,000	-	(96,000)	(37,670)	684,088	540,187
HWRP Post Closure Management & Contaminated	2,373,754	2,373,754	36,320	24,501	1,100,000	825,000	(135,000)	(5,577)	3,375,074	3,217,679
Information Technology	302,718	302,718	3,803	2,719	200,000	-	(5,000)	-	501,521	305,437
Insurance	1,806,509	1,806,509	23,742	16,215	674,420	160,000	-	-	2,504,671	1,982,725
Land Development and Investment Fund	9,638,807	9,638,807	140,690	94,898	7,029,081	1,573,087	(4,818,660)	(178,155)	11,989,918	11,128,637
Major Building Refurbishment	14,878,218	14,878,218	195,527	133,609	1,627,464	-	(175,000)	-	16,526,209	15,011,827
Municipal Elections	80,756	80,756	1,061	655	-	-	(80,000)	(80,000)	1,817	1,411
Naval Base Shacks	1,132,099	1,132,099	14,872	10,163	30,000	-	(20,000)	(945)	1,156,971	1,141,317
Plant & Vehicle Replacement	11,016,204	11,016,204	134,163	91,513	3,054,545	-	(4,398,969)	(1,586,573)	9,805,943	9,521,145
Port Coogee Marina Assets Replacement	1,291,632	1,291,632	16,961	11,540	300,000	-	(180,000)	(62,271)	1,428,593	1,240,900
Port Coogee Special Maintenance - SAR	1,644,432	1,644,432	20,182	13,935	440,000	-	(287,487)	(275,283)	1,817,127	1,383,084
Port Coogee Waterways - SAR	94,237	94,237	1,238	846	60,000	-	(50,000)	-	105,475	95,083
Port Coogee Waterways - WEMP	1,360,710	1,360,710	17,511	12,053	-	-	(85,000)	(35,000)	1,293,221	1,337,762
Roads & Drainage Infrastructure	12,944,727	12,944,727	150,052	104,722	-	-	(11,658,208)	(4,146,931)	1,436,571	8,902,518
Staff Payments & Entitlements	1,679,842	1,679,842	20,571	14,171	125,000	-	(190,000)	(150,900)	1,635,413	1,543,113
Waste & Recycling	15,481,387	15,481,387	202,254	138,163	944,000	-	(5,686,861)	(840,059)	10,940,780	14,779,492
Waste Collection	3,288,540	3,288,540	42,769	29,237	1,414,645	-	(176,000)	(115,356)	4,569,954	3,202,422
Welfare Redundancies	43,561	43,561	-	391	-	-	-	-	43,561	43,952
POS Cash in Lieu (Restricted Funds)	-	-	-	-	-	-	-	-	-	-
	116,238,238	116,238,238	1,434,069	981,909	38,835,818	12,430,150	(44,966,262)	(16,598,119)	111,541,863	113,052,179
<i>Grant Funded</i>										
Aged and Disabled Asset Replacement	372,120	372,120	13,135	3,300	57,505	43,129	(95,000)	-	347,760	418,548
Family Day Care Accumulation Fund	11,342	11,342	-	102	-	-	-	-	11,342	11,444
Naval Base Shack Removal	595,485	595,485	7,826	5,348	50,000	-	-	-	653,311	600,833
Restricted Grants & Contributions	6,625,483	6,625,483	-	-	-	-	(6,031,742)	(6,460,646)	593,741	164,838
Underground Power - Service Charge	-	0	-	-	-	-	-	-	-	0
Welfare Projects Employee Entitlements	1,044,584	1,044,584	21,256	9,038	591,930	270,000	(14,374)	(14,374)	1,643,395	1,309,248
	8,649,014	8,649,014	42,217	17,787	699,435	313,129	(6,141,116)	(6,475,020)	3,249,550	2,504,911
<i>Development Cont. Plans</i>										
Cockburn Coast DCP14	73,383	73,383	964	659	-	-	(43,110)	-	31,237	74,042
Community Infrastructure DCP 13	5,708,631	5,708,631	234,723	60,165	3,000,000	2,602,371	(7,737,037)	(187,158)	1,206,317	8,184,009
Hammond Park DCP	3,069,175	3,069,175	65,595	28,371	250,000	441,004	(6,914)	(7,230)	3,377,856	3,531,320
Munster Development	1,350,746	1,350,746	39,582	12,131	80,000	110,112	(7,765)	-	1,462,563	1,472,989

Mar20 OCM

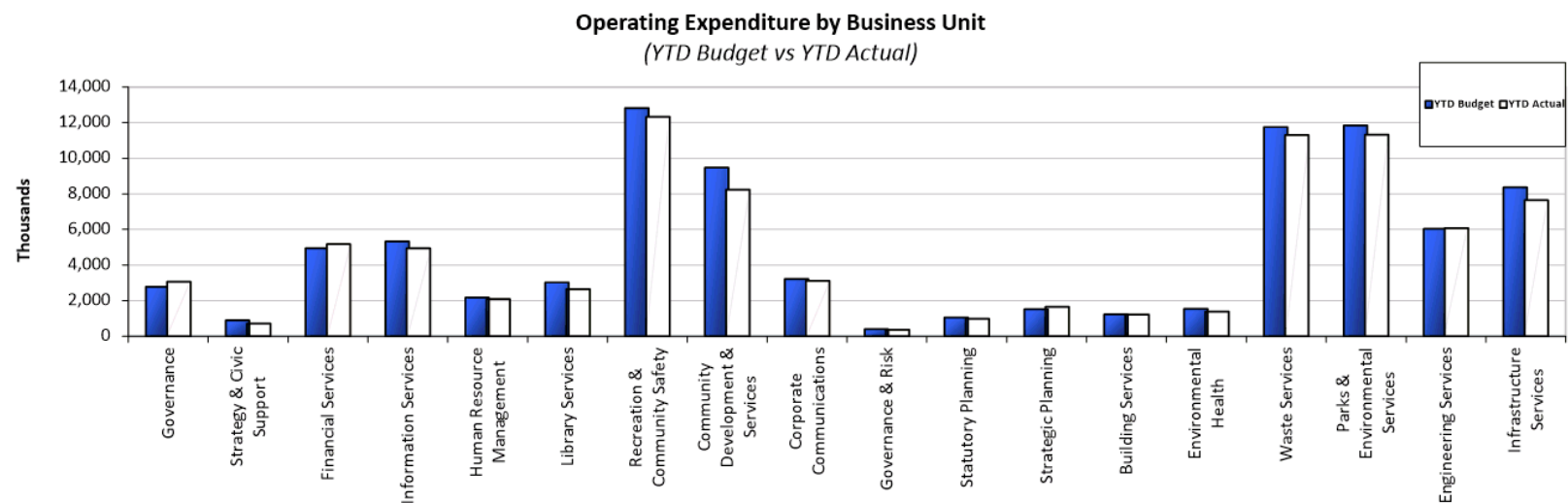
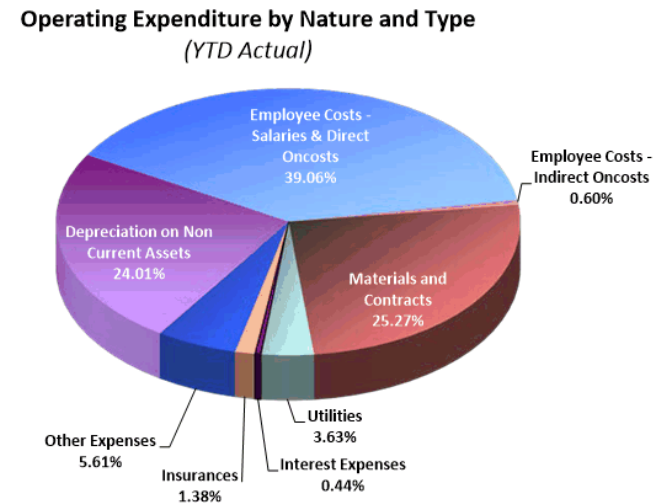
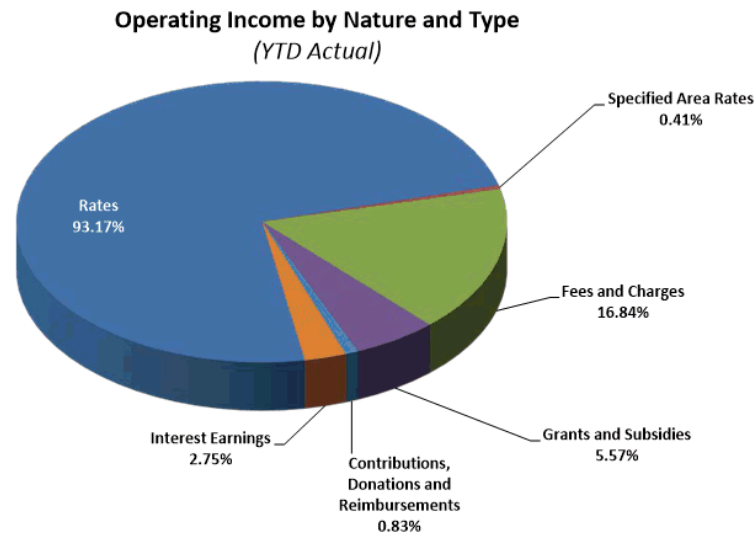
Page 8 of 14

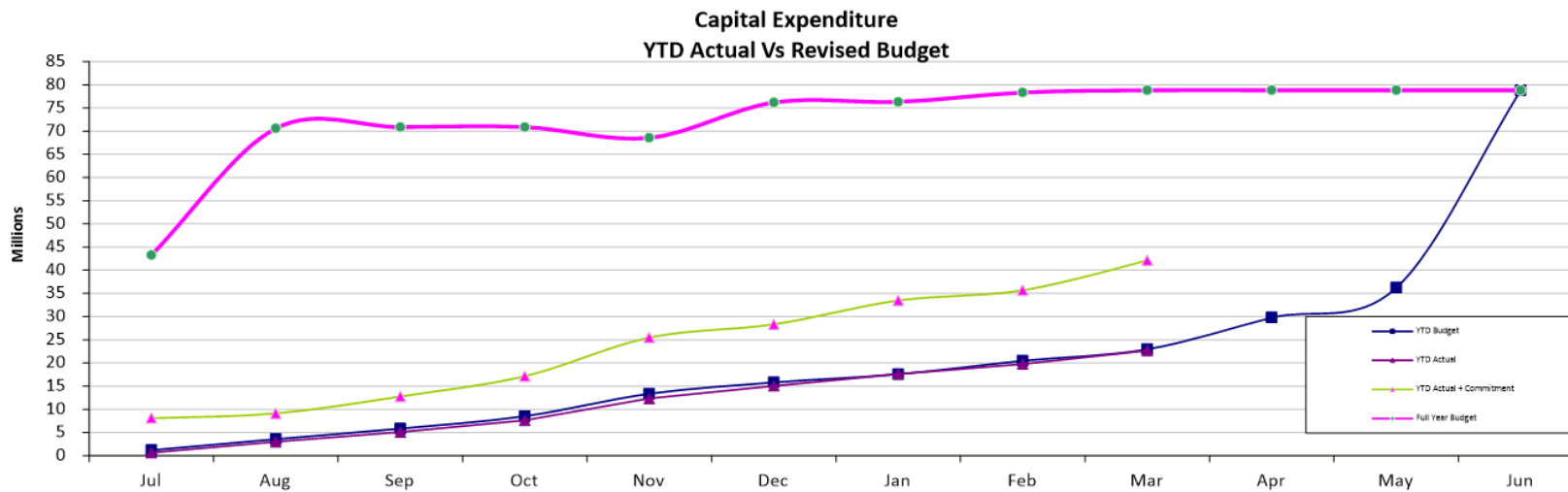
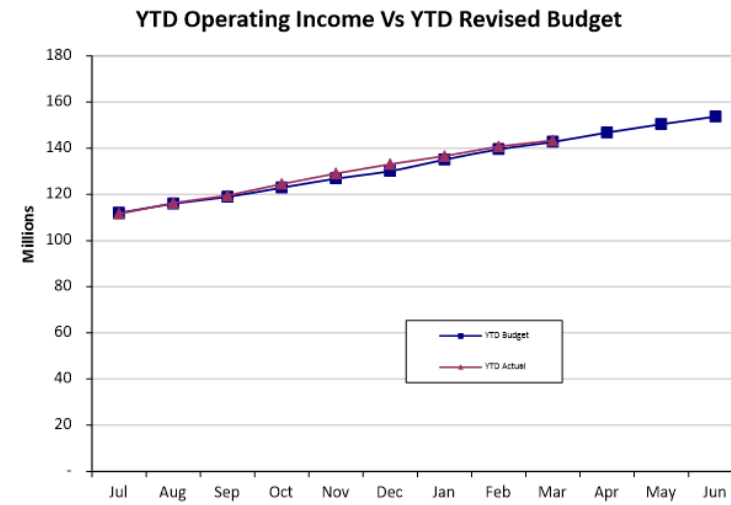
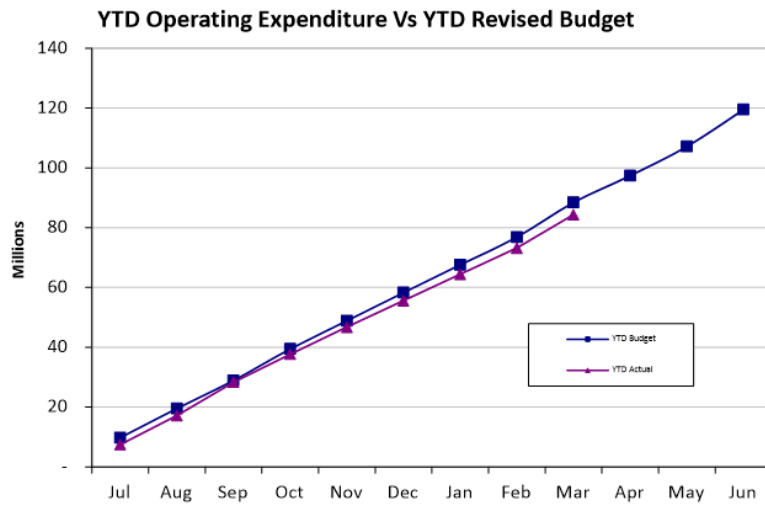
24/04/2020 12:25 PM

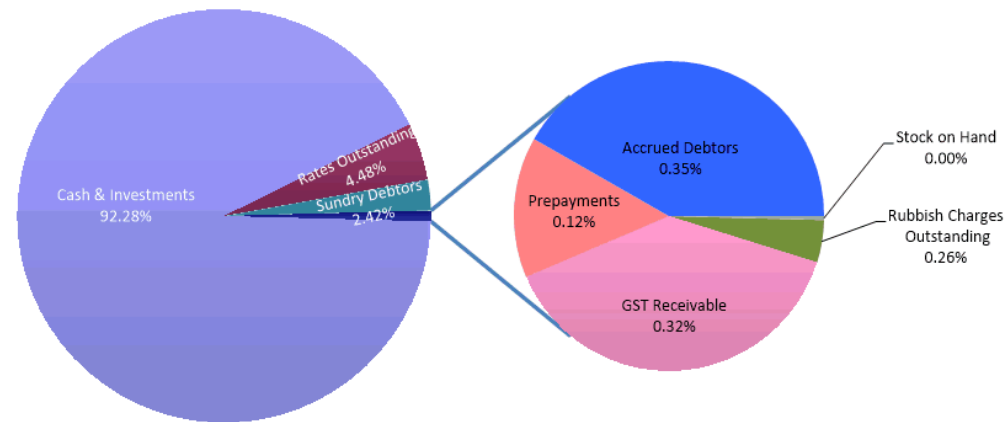
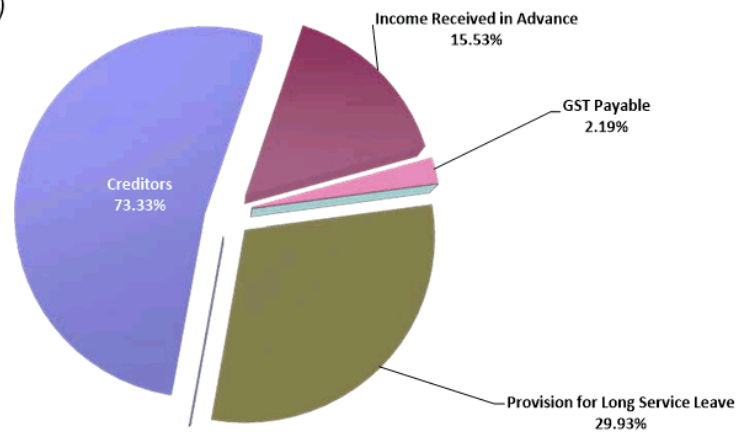
City of Cockburn - Reserve Funds

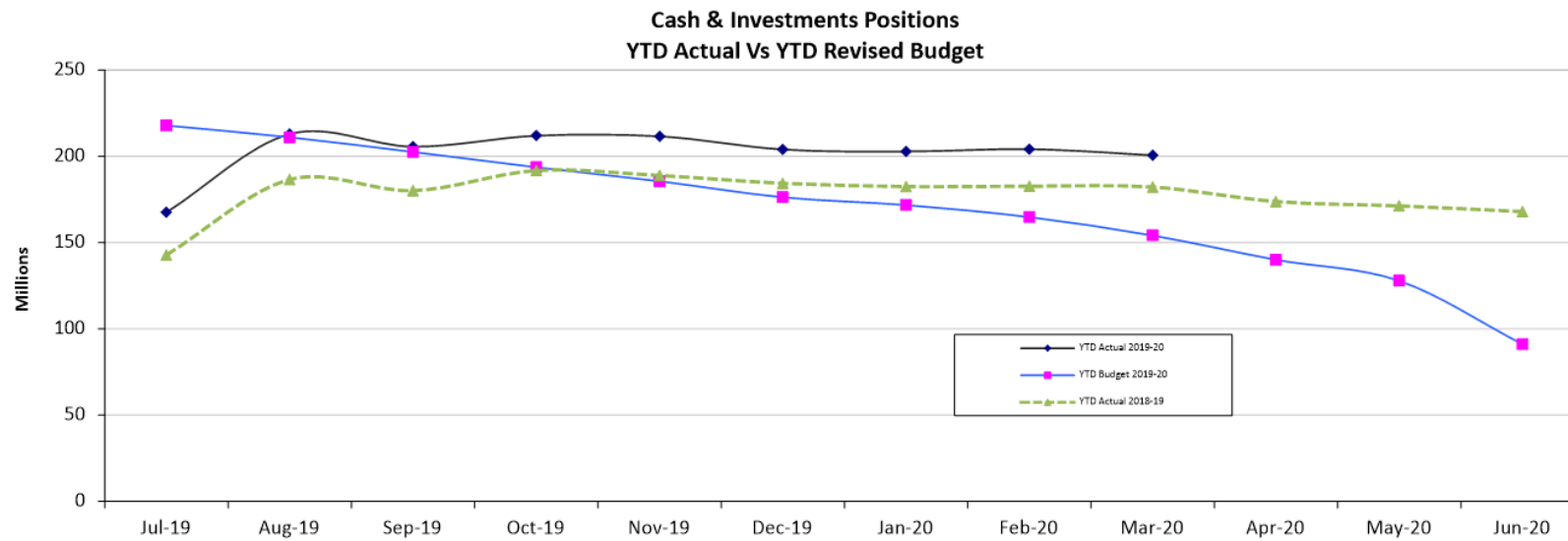
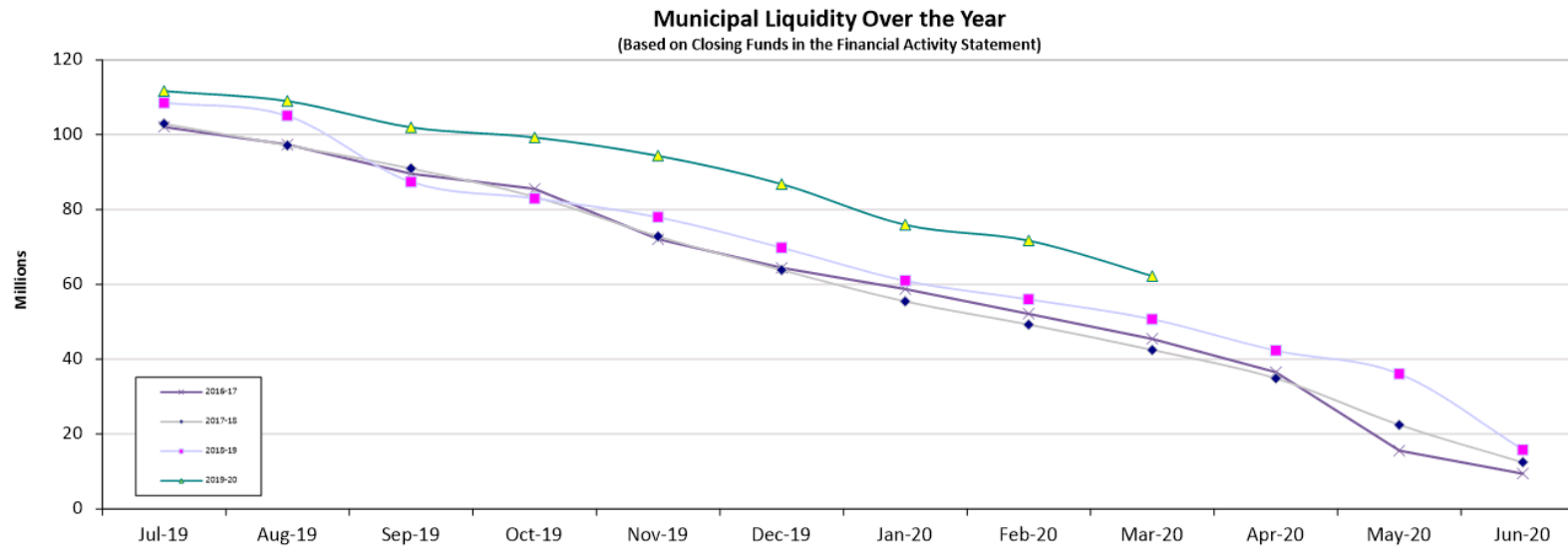
Financial Statement for Period Ending 31 March 2020

<i>Account Details</i>	<i>Opening Balance</i>		<i>Interest Received</i>		<i>t/t's from Municipal</i>		<i>t/t's to Municipal</i>		<i>Closing Balance</i>	
	<i>Budget</i>	<i>Actual</i>	<i>Budget</i>	<i>Actual</i>	<i>Budget</i>	<i>Actual</i>	<i>Budget</i>	<i>Actual</i>	<i>Budget</i>	<i>Actual</i>
Muriel Court Development Contribution	189,874	189,874	4,364	2,802	250,000	144,442	(22,929)	-	421,309	337,117
Packham North - DCP 12	80,659	80,659	2,206	724	100,000	-	(9,163)	-	173,702	81,384
Solomon Road DCP	649,076	649,076	25,030	5,829	-	-	(4,676)	-	669,430	654,905
Success Nth Development Cont. Plans	3,851,777	3,851,777	91,161	34,591	50,000	-	(3,776)	-	3,989,162	3,886,368
Thomas St Development Cont. Plans	13,550	13,550	294	122	-	-	-	-	13,844	13,672
Wattleup DCP 10	19,333	19,333	4,134	594	250,000	106,433	(6,914)	(1,254)	266,554	125,106
Yangebup East Development Cont. Plans	1,816,937	1,816,937	43,411	16,741	-	61,616	(1,356)	-	1,858,991	1,895,294
Yangebup West Development Cont. Plans	875,848	875,848	21,723	7,866	100,000	-	(1,356)	-	996,215	883,714
	17,698,991	17,698,991	533,187	170,595	4,080,000	3,465,978	(7,844,998)	(195,643)	14,467,180	21,139,921
<i>Total Reserves</i>	142,586,243	142,586,243	2,009,473	1,170,291	43,615,253	16,209,257	(58,952,376)	(23,268,781)	129,258,592	136,697,010





Current Assets
(YTD Actual)**Current Liabilities**
(YTD Actual)



DETAILED BUDGET AMENDMENTS REPORT

for the period ended 31 March 2020

PROJECT/ACTIVITY LIST		DESCRIPTION	ADD/LESS	EXPENDITURE	TF TO RESERVE	FUNDING SOURCES			
						RESERVE	REVENUE	MUNICIPAL	NON-CASH
CW7801	Green Waste Decontamination Plant	Fabrication and equipment purchases	ADD	20,000		(20,000)			
CW5988	Energy Audit and Retrofit Plan	Project is cancelled. Transfer funding to Climate Change Program	LESS	(50,000)				50,000	
CW3942	Karel Ave Berrigan to Farrington	Reduction in expenditure	LESS	(479,241)	479,241				
OP9600	Renewable Hydrogen	Received State Grant	ADD	150,000			(150,000)		
OP8030	Climate Change Program	Funding from cancelled project, Energy Audit and Retrofit Plan	ADD	50,000				(50,000)	
				(309,241)	479,241	(20,000)	(150,000)	0	0

16. ENGINEERING & WORKS DIVISION ISSUES

Nil

17. COMMUNITY SERVICES DIVISION ISSUES

17.1 NATIONAL REDRESS SCHEME - PARTICIPATION OF WA LOCAL GOVERNMENTS

Author(s) K Jamieson

Attachments 1. National Redress Scheme - Local Government Information Paper [↓](#)

RECOMMENDATION

That Council:

- (1) notes the consultation undertaken and information provided by the Department of Local Government, Sport and Cultural Industries regarding the National Redress Scheme and the participation of WA local governments;
- (2) endorses the participation of the City of Cockburn in the National Redress Scheme as a State Government institution and included as part of the State Government's declaration; and
- (3) notes that a confidential report will be provided if a Redress application is received by the City of Cockburn.

Background

The Royal Commission into Institutional Responses to Child Sexual Abuse (Royal Commission) was established in 2013 to investigate failures of public and private institutions to protect children from sexual abuse. The Royal Commission released three reports throughout the inquiry:

- Working with Children Checks (August 2015);
- Redress and Civil Litigation (September 2015); and
- Criminal Justice (August 2017).

The Royal Commission's Final Report (15 December 2017) incorporated findings and recommendations of the three previous reports and contained a total of 409 recommendations, of which 310 are applicable to the Western Australian Government and the broader WA community.

The implications of the Royal Commission's recommendations are twofold: the first is accountability for historical breaches in the duty of care that occurred before 1 July 2018 within any institution; the second is future-facing, ensuring better child safe approaches are implemented holistically moving forward.

The scope of this report addresses only the historical element of institutional child sexual abuse through the National Redress Scheme.

All levels of Australian society (including the WA local government sector and the City of Cockburn) will be required to consider leading practice approaches to child safeguarding separately in the future.

National Redress Scheme

The Royal Commission's *Redress and Civil Litigation (September 2015)* Report recommended the establishment of a single National Redress Scheme (the Scheme) to recognise the harm suffered by survivors of institutional child sexual abuse.

The Scheme acknowledges that children were sexually abused, recognises the suffering endured, holds institutions accountable and helps those who have been abused access counselling, psychological services, an apology and a redress payment.

The Scheme commenced on 1 July 2018, will run for 10 years, and offers eligible applicants three elements of Redress:

- A direct personal response (apology) from the responsible institution, if requested;
- Funds to access counselling and psychological care; and
- A monetary payment of up to \$150,000.

All State and Territory Governments, and many major non-government organisations and church groups have joined the Scheme.

The WA Parliament has passed the legislation for the Government and WA based non-government organisations to participate in the National Redress Scheme.

The Western Australian Government (the State) commenced participating in the Scheme from 1 January 2019.

Under the *National Redress Scheme for Institutional Child Sexual Abuse Act 2018* (Cth), local governments may be considered a State Government institution.¹

A decision was made at the time of joining the Scheme to exclude WA local governments from the State Government's participation declaration. This was to allow consultation to occur with the sector about the Scheme, and for fuller consideration of how the WA local government sector could best participate.

Submission

N/A

¹ Section 111(1)(b).

Report

Following extensive consultation, the State Government (December 2019):

- Noted the consultations undertaken to date with the WA local government sector about the National Redress Scheme;
- Noted the options for WA local government participation in the Scheme;
- Agreed to local governments participating in the Scheme as State Government institutions, with the State Government covering payments to the survivor; and
- Agreed to the Department of Local Government, Sport and Cultural Industries (DLGSCI) leading further negotiations with the WA local government sector regarding local government funding costs, other than payments to the survivor, including counselling, legal and administrative costs.

The following will be covered for local governments participating in the Scheme as a State Government institution and part of the State's declaration:

- Redress monetary payment provided to the survivor;
- Costs in relation to counselling, legal and administration (including the coordination of requests for information and record keeping in accordance with the *State Records Act 2000*); and
- Trained staff to coordinate and facilitate a Direct Personal Response (DPR – Apology) to the survivor if requested (on a fee for service basis with costs to be covered by the individual local government – see below for further explanation).

State Government financial support for local government participation in the Scheme, as set out, will ensure that Redress is available to as many WA survivors of institutional child sexual abuse as possible.

Individual local governments participating in the Scheme as a State Government institution, with the State will be responsible for:

- Providing the State with the necessary (facilities and services) information to participate in the Scheme;
- Resources and costs associated with gathering their own (internal) information and providing that information (Request for Information, or RFI) to the State (if they receive a Redress application); and
- Costs associated with the delivery of a DPR (apology), if requested (based on a standard service fee, plus travel and accommodation depending on the survivor's circumstance). The State's decision includes that all requested DPR's will be coordinated and facilitated by the Redress Coordination Unit – Department of Justice, on every occasion.

The WALGA State Council meeting of 4 March 2020:

1. Acknowledged the State Government's decision to include the participation of Local Governments in the National Redress Scheme as part of the State's declaration;
2. Endorsed the negotiation of a Memorandum of Understanding and Template Service Agreement with the State Government, and
3. Endorsed by Flying Minute the Memorandum of Understanding prior to execution, in order to uphold requirements to respond within legislative timeframes.

The State and WALGA will sign a Memorandum of Understanding to reflect the principles of WA local governments participating in the Scheme as State Government institutions and being part of the State's declaration.

State agencies (led by DLGSC), WALGA and Local Government Professionals WA will support all local governments to prepare to participate in the Scheme from 1 July 2020 (or earlier, subject to completing the necessary arrangements).

The State's decision allows for the WA Government's Scheme participation declaration to be amended to include local governments, and this report seeks endorsement of the City of Cockburn's participation in the Scheme.

As an independent entity and for absolute clarity, it is essential that the City of Cockburn formally indicates via a decision of Council, the intention to be considered a State Government institution (for the purposes on the National Redress Scheme) and be included in the WA Government's amended participation declaration.

The City of Cockburn will not be included in the State's amended declaration, unless it formally decides to be included.

The financial and administrative coverage offered by the State will only be afforded to WA local governments that join the Scheme as a State Government institution, as part of the State's amended declaration.

The option also exists for the City of Cockburn to formally decide not to participate in the Scheme (either individually or as part of the State's declaration).

Should the City of Cockburn formally decide (via a resolution of Council) not to participate with the State or in the Scheme altogether, considerations for the City of Cockburn include:

- Divergence from the Commonwealth, State, WALGA and the broader local government sector's position on the Scheme (noting the Commonwealth's preparedness to name-and-shame non-participating organisations).
- Potential reputational damage at a State, sector and community level.
- Complete removal of the State's coverage of costs and administrative support, with the City of Cockburn having full responsibility and liability for any potential claim.
- Acknowledgement that the only remaining method of redress for a victim and survivor would be through civil litigation, with no upper limit, posing a significant financial risk to the City of Cockburn.

Considerations for the City of Cockburn

Detailed below is a list of considerations for the City of Cockburn to participate in the Scheme:

1. Executing a Service Agreement

All Royal Commission information is confidential, and it is not known if the City of Cockburn will receive a Redress application. A Service Agreement will only be executed if the City of Cockburn receives a Redress application.

City of Cockburn needs to give authority to an appropriate position/officer to execute a service agreement with the State, if a Redress application is received. Timeframes for responding to a request for information are three (3) weeks for priority applications and seven (7) weeks for non-priority applications. A priority application timeframe (3 weeks) will be outside most Council meeting cycles and therefore it is necessary to provide the authorisation to execute an agreement in advance.

It is important to note that the City of Cockburn has not been involved in any such applications, nor is it aware of any historical cases or incidents which would fit the criteria for an application

2. Reporting to Council if/when an application is received

Council will receive a confidential report, notifying when a Redress application has been received. All information in the report will be non-personalised but will make Council aware that an application has been received.

3. Application Processing/Staffing and Confidentiality

Administratively the City of Cockburn will determine:

- Which position(s) will be responsible for receiving applications and responding to Requests for Information;
- Support mechanisms for staff members processing Requests for Information.

The appointed person(s) will have a level of seniority in order to understand the magnitude of the undertaking and to manage the potential conflicts of interest and confidentiality requirements.

4. Record Keeping

The State Records Office advised (April 2019) all relevant agencies, including Local Governments, of a 'disposal freeze' initiated under the *State Records Act 2000* (the Act) to protect past and current records that may be relevant to actual and alleged incidents of child sexual abuse. The City of Cockburn's record keeping practices, as a result, have been modified to ensure the secure protection and retention of relevant records. These records (or part thereof) may be required to be provided to the State's Redress Coordination Unit in relation to a Redress application.

The Redress Coordination Unit (Department of Justice) is the state record holder for Redress and will keep copies of all documentation and RFI responses. Local Governments will be required to keep their own records regarding a Redress application in a confidential and secure manner, and in line with all requirements in The Act.

5. Redress Decisions

The City of Cockburn should note that decisions regarding Redress applicant eligibility and the responsible institution/s, are made by Independent Decision Makers, based on the information received by the applicant and any RFI responses. The State Government and the City of Cockburn do not have any influence on the decision made and there is no right of appeal.

Conclusion

Adopting the recommendations provides the City with the following benefits:

1. The State Government will be responsible for any Redress monetary payment to be provided to the survivor (\$150,000 per claim).
2. The State Government will be responsible for costs related to counselling, legal services and administration (eg: coordinating requests and record keeping).

3. The State Government will provide staff to coordinate and facilitate a Direct Personal Response (DPR) apology to the survivor if requested (fee for service basis at the City's cost of approximately \$3,000 per person)
4. Being included in the National Redress Scheme also mitigates the financial and litigation risk. A survivor accepting an offer of redress has the effect of releasing the City and its service from civil liability for instances of abuse within the scope of the Scheme.

Strategic Plans/Policy Implications

Leading and Listening

Deliver sustainable governance through transparent and robust policy and processes.

Budget/Financial Implications

The State's decision will cover the following financial costs for local governments:

- Redress monetary payment provided to the survivor;
- Costs in relation to counselling, legal and administration (including the coordination or requests for information and record keeping); and
- Trained staff to coordinate and facilitate a Direct Personal Response (DPR – Apology) to the survivor if requested (on a fee for service basis with costs to be covered by the individual local government – see below).

The only financial cost the local government may incur will be the payment of the DPRs, which is on an 'as requested' basis by the survivor. This will be based on the standard service fee of \$3,000, plus travel and accommodation, depending on the survivor's circumstances. All requested DPRs will be coordinated and facilitated by the Redress Coordination Unit – Department of Justice.

The State's decision also mitigates a significant financial risk to the local government in terms of waiving rights to future claims. Accepting an offer of redress has the effect of releasing the responsible participating organisation and their officials (other than the abuser/s) from civil liability for instances of sexual abuse and related non-sexual abuse of the person that is within the scope of the Scheme. This means that the person who receives redress through the Scheme, agrees to not bring or continue any civil claims against the responsible participating organisation in relation to any abuse within the scope of the Scheme.

Legal Implications

The City of Cockburn, in agreeing to join the Scheme, is required to adhere to legislative requirements set out in the *National Redress Scheme for Institutional Child Sexual Abuse Act 2018* (Cth).

Under the National Redress Scheme for Institutional Child Sexual Abuse Act 2018 (Cth), local governments are considered a State Government institution.

Community Consultation

The State, through the Department of Local Government, Sport and Cultural Industries (DLGSC), consulted with the WA local government sector and other key stakeholders on the Royal Commission into Institutional Responses to Child Sexual Abuse (in 2018) and the National Redress Scheme (in 2019).

The consultation throughout 2019 has focused on the National Redress Scheme with the aim of:

- raising awareness about the Scheme;
- identifying whether WA local governments are considering participating in the Scheme;
- identifying how participation may be facilitated; and
- enabling advice to be provided to Government on the longer-term participation of WA local governments

Between March and May 2019, DLGSC completed consultations that reached 115 out of 137 WA local governments via:

- Webinars to local governments, predominately in regional and remote areas;
- Presentations at 12 WALGA Zone and Local Government Professional WA meetings;
- Responses to email and telephone enquiries from individual local governments.

It was apparent from the consultations local governments were most commonly concerned about the:

- potential cost of Redress payments;
- availability of historical information;
- capacity of local governments to provide a Direct Personal Response (apology) if requested by Redress recipients;
- process and obligations relating to maintaining confidentiality if Redress applications are received, particularly in small local governments;
- lack of insurance coverage of Redress payments by LGIS, meaning local governments would need to self-fund participation and Redress payments

LGIS published and distributed an update (April 2019) regarding the considerations and (potential) liability position of the WA local government sector in relation to the National Redress Scheme.

The WALGA State Council meeting on 3 July 2019 recommended that:

1. *WA local government participation in the State's National Redress Scheme declaration with full financial coverage by the State Government, be endorsed in principle, noting that further engagement with the sector will occur in the second half of 2019.*
2. *WALGA continue to promote awareness of the National Redress Scheme and note that local governments may wish to join the Scheme in the future to demonstrate a commitment to the victims of institutional child sexual abuse.*

DLGSC representatives presented at a WALGA hosted webinar on 18 February 2020 and presented at all WALGA Zone meetings in late February 2020.

The State's decision, in particular to cover the costs / payments to the survivor, has taken into account the feedback provided by local governments during the consultation detailed above.

Risk Management Implications

Should the City of Cockburn formally decide (via a resolution of Council) not to participate with the State or in the Scheme altogether, considerations for the City of Cockburn include:

- Divergence from the Commonwealth, State, WALGA and the broader local government sector's position on the Scheme (noting the Commonwealth's preparedness to name-and-shame non-participating organisations).
- Potential reputational damage at a State, sector and community level.
- Complete removal of the State's coverage of costs and administrative support, with the City of Cockburn having full responsibility and liability for any potential claim.
- Acknowledgement that the only remaining method of redress for a victim and survivor would be through civil litigation, with no upper limit, posing a significant financial risk to the City of Cockburn.

Advice to Proponent(s)/Submitters

N/A

Implications of Section 3.18(3) *Local Government Act, 1995*

Nil



Department of
**Local Government, Sport
and Cultural Industries**

National Redress Scheme for Institutional Child Sexual Abuse

**Department of Local Government, Sport
and Cultural Industries**

Information Paper

3 February 2020

Contents

1. SUMMARY - WA LOCAL GOVERNMENT: ROYAL COMMISSION AND REDRESS	3
2. CURRENT SITUATION - WA LOCAL GOVERNMENT PARTICIPATION IN THE NATIONAL REDRESS SCHEME.....	4
CURRENT TREATMENT OF WA LOCAL GOVERNMENTS IN THE SCHEME	4
3. CONSULTATION TO DATE WITH WA LOCAL GOVERNMENT SECTOR.....	5
4. WA GOVERNMENT DECISION - FUTURE PARTICIPATION OF WA LOCAL GOVERNMENTS IN THE NATIONAL REDRESS SCHEME	7
KEY ASPECTS OF THE STATE'S DECISION	8
5. CONSIDERATIONS FOR WA LOCAL GOVERNMENTS	10
CONFIDENTIALITY	10
APPLICATION PROCESSING / STAFFING	10
RECORD KEEPING.....	10
REDRESS DECISIONS	11
MEMORIALS.....	11
6. NEXT STEPS – PREPARATION FOR WA LOCAL GOVERNMENT PARTICIPATION IN THE SCHEME	12
ACKNOWLEDGEMENTS	13
FOR MORE INFORMATION	13
APPENDIX A.....	14
ROYAL COMMISSION INTO INSTITUTIONAL RESPONSES TO CHILD SEXUAL ABUSE – FURTHER INFORMATION	14
THE WESTERN AUSTRALIAN GOVERNMENT RESPONSE TO THE ROYAL COMMISSION.....	15
APPENDIX B.....	16
NATIONAL REDRESS SCHEME - FURTHER INFORMATION.....	16
SURVIVORS IN THE COMMUNITY	17
TREATMENT OF LOCAL GOVERNMENTS BY OTHER JURISDICTIONS	18
TIMEFRAME TO JOIN THE SCHEME.....	19
THE SCHEME'S STANDARD OF PROOF	19
MAXIMUM PAYMENT AND SHARED RESPONSIBILITY	20
EFFECT OF AN APPLICANT ACCEPTING AN OFFER OF REDRESS	20

1. SUMMARY - WA LOCAL GOVERNMENT: ROYAL COMMISSION AND REDRESS

The Western Australian Government (the State), through the Department of Local Government, Sport and Cultural Industries (DLGSC), has been consulting with the WA local government sector and other key stakeholders on the Royal Commission into Institutional Responses to Child Sexual Abuse (in 2018) and the National Redress Scheme (in 2019).

The consultation throughout 2019 has focused on the National Redress Scheme (the Scheme) with the aim of:

- raising awareness about the Scheme;
- identifying whether WA local governments are considering participating in the Scheme;
- identifying how participation may be facilitated; and
- enabling advice to be provided to Government on the longer-term participation of WA local governments.

Following this initial consultation and feedback gathered, the State Government considered a range of options regarding WA local government participation in the Scheme and reached a final position in December 2019.

DLGSC, supported by the Departments of Justice and Premier and Cabinet, will again engage with WA local governments in early 2020, to inform of the:

- State's decision and the implications for the sector (see [Section 4](#));
- Support (financial and administrative) to be provided by the State; and
- Considerations and actions needed to prepare for participation in the Scheme from 1 July 2020 (see [Section 5](#)).

DLGSC's second phase of engagement with WA local governments is summarised in the table below:

Description and Action	Agency	Timeline
Distribution of Information Paper to WA Local Governments	DLGSC	3 February 2020
WALGA hosted webinar	DLGSC / DPC	18 February 2020
Metro and Country Zone meetings	WA LG's / DLGSC	19 to 24 February 2020
State Council meeting – Finalisation of Participation arrangements	WALGA	4 March 2020
WALGA hosted webinar – Participation arrangements	DLGSC/ DPC	Mid-March 2020

Further information about the Royal Commission is available at [Appendix A](#) and the National Redress Scheme at [Appendix B](#) of this Information Paper.

The information in this Paper may contain material that is confronting and distressing. If you require support, please [click on this link](#) to a list of available support services.

2. CURRENT SITUATION - WA LOCAL GOVERNMENT PARTICIPATION IN THE NATIONAL REDRESS SCHEME

The WA Parliament passed the legislation required to allow for the Government and WA based non-government institutions to participate in the National Redress Scheme. The *National Redress Scheme for Institutional Child Sexual Abuse (Commonwealth Powers) Act 2018* (WA) took effect on 21 November 2018.

The WA Government commenced participating in the Scheme from 1 January 2019.

The State Government's Redress Coordination Unit within the Office of the Commissioner for Victims of Crime, Department of Justice:

- Acts as the State Government's single point of contact with the Scheme;
- Coordinates information from State Government agencies to the Scheme; and
- Coordinates the delivery of Direct Personal Responses (DPR) to redress recipients (at their request) by responsible State Government agencies to redress recipients.

CURRENT TREATMENT OF WA LOCAL GOVERNMENTS IN THE SCHEME

Under the *National Redress Scheme for Institutional Child Sexual Abuse Act 2018* (Cth), Local Governments may be considered a State Government institution.¹

There are several considerations for the State Government and Local Governments (both individually and collectively) about joining the Scheme.

The State Government considers a range of factors relating to organisations or bodies participation in the Scheme, before their inclusion in the declaration as a State Government institution. These factors include the capability and capacity of the agencies or organisations to:

- Respond to requests for information from the State Government's Redress Coordination Unit within prescribed timeframes;
- Financially contribute to the redress payment made by the Scheme on behalf of the agency or body; and
- Comply with the obligations of participating in the Scheme and the Commonwealth legislation.

A decision was made at the time of joining the Scheme to exclude WA local governments from the State Government's declaration. This was to allow consultation to occur with the local government sector about the Scheme, and for fuller consideration to be given to the mechanisms by which the sector could best participate in the Scheme.

¹ Section 111(1)(b).

3. CONSULTATION TO DATE WITH WA LOCAL GOVERNMENT SECTOR

The Department of Local Government, Sport and Cultural Industries (DLGSC) has been leading an information and consultation process with the WA local government sector about the Scheme. The Departments of Justice and Premier and Cabinet (DPC) have been supporting DLGSC in the process, which aimed to:

- Raise awareness about the Scheme;
- Identify whether local governments are considering participating in the Scheme;
- Identify how participation may be facilitated; and
- Enable advice to be provided to Government on the longer-term participation of WA local governments.

DLGSC distributed an initial *Information and Discussion Paper* in early January 2019 to WA local governments, the WA Local Government Association (WALGA), Local Government Professionals WA (LG Pro) and the Local Government Insurance Scheme (LGIS). Between March and May 2019, DLGSC completed consultations that reached 115 out of 137 WA local governments and involved:

- an online webinar to 35 local governments, predominantly from regional and remote areas;
- presentations at 12 WALGA Zone and LG Pro meetings; and
- responses to email and telephone enquiries from individual local governments.

It was apparent from the consultations that the local government sector had, at the time, a very low level of awareness of the Scheme prior to the consultations occurring, and that little to no discussion had occurred within the sector or individual local governments about the Scheme. Local governments were most commonly concerned about the:

- Potential cost of redress payments;
- Availability of historical information;
- Capacity of local governments to provide a Direct Personal Response (apology) if requested by redress recipients;
- Process and obligations relating to maintaining confidentiality if redress applications are received, particularly in small local governments;
- Lack of insurance coverage of redress payments by LGIS, meaning local governments would need to self-fund participation and redress payments.

LGIS Update (April 2019) – National Redress Scheme

LGIS published and distributed an update regarding the considerations and (potential) liability position of the WA local government sector in relation to the National Redress Scheme.

WALGA State Council Resolution

The WALGA State Council meeting of 3 July 2019 recommended that:

1. *WA local government participation in the State's National Redress Scheme declaration with full financial coverage by the State Government, be endorsed in principle, noting that further engagement with the sector will occur in the second half of 2019.*
2. *WALGA continue to promote awareness of the National Redress Scheme and note that local governments may wish to join the Scheme in the future to demonstrate a commitment to the victims of institutional child sexual abuse.*

It is understood that this recommendation was made with knowledge that it is ultimately a State Government decision as to whether:

- Local governments can participate in the Scheme as part of the State's Government's declaration; and
- The State Government will fund local government redress liability.

4. WA GOVERNMENT DECISION - FUTURE PARTICIPATION OF WA LOCAL GOVERNMENTS IN THE NATIONAL REDRESS SCHEME

Following the initial consultation process, a range of options for local government participation in the Scheme were identified by the State Government including:

1. WA Local governments be excluded from the State Government's declaration of participating institutions.

This means that: local governments may choose not to join the Scheme; or join the Scheme individually or as group(s), making the necessary arrangements with the Commonwealth and self-managing / self-funding all aspects of participation in the Scheme.

2. WA Local governments be included in the State Government's declaration of participating institutions.

There were three sub-options for ways local government participation as a State Government institution could be accommodated:

- a. Local governments cover all requirements and costs associated with their participation;
- b. The State Government covers payments to the survivor arising from local governments' participation, with costs other than payments to the survivor (including counselling, legal and administrative costs) being funded by local governments; or
- c. An arrangement is entered into whereby the State Government and local governments share the requirements and costs associated with redress – for example, on a capacity to pay and deliver basis.

The State Government considered the above options and resolved via the Community Safety and Family Support Cabinet Sub-Committee (December 2019) to:

- Note the consultations undertaken to date with the WA local government sector about the National Redress Scheme;
- Note the options for WA local government participation in the Scheme;
- Agree to local governments participating in the Scheme as State Government institutions, with the State Government covering payments to the survivor; and
- Agree to the DLGSC leading further negotiations with the WA local government sector regarding local government funding costs, other than payments to the survivor including counselling, legal and administrative costs.

KEY ASPECTS OF THE STATE'S DECISION

For clarity, the State's decision that means the following financial responsibilities are to be divided between the State Government and the individual local government that has a Redress application submitted, and then subsequently accepted by the Scheme Operator as a Redress claim.

State Government

The State Government will cover the following:

- Redress monetary payment provided to the survivor;
- Costs in relation to counselling, legal and administration (including the coordination of requests for information and record keeping); and
- Trained staff to coordinate and facilitate a Direct Personal Response or DPR (Apology) to the survivor if requested (on a fee for service basis with costs covered by the individual local government – see below).

Individual Local Government

The individual local government will be responsible for:

- Costs associated with gathering their own (internal) information if requested in a Redress application;
- Providing the State with the necessary information to participate in the Scheme; and
- Costs associated the delivery of a DPR (based on a standard service fee, plus travel and accommodation depending on the survivor's circumstance). *

* note – The State's decision includes that all DPR's will be coordinated and facilitated by the Redress Coordination Unit (Department of Justice) on every occasion, if a DPR is requested by the survivor.

This decision was made on the basis that:

- State Government financial support for local government participation in the Scheme, as set out, will ensure that redress is available to as many WA survivors of institutional child sexual abuse as possible.
- The demonstration of leadership by the State Government, as it will be supporting the local government sector to participate in the Scheme and recognising the WALGA State Council resolution of 3 July 2019, is consistent with the local government sector's preferred approach.
- Contributes to a nationally consistent approach to the participation of local governments in the Scheme, and particularly aligns with the New South Wales, Victorian and Tasmanian Governments' arrangements. This provides opportunity for the State Government to draw on lessons learned through other jurisdictions' processes.
- Ensures a consistent and quality facilitation of a DPR (by the State) if requested by the survivor.
- State Government financial support for any local government redress claims does not imply State Government responsibility for any civil litigation against local governments.

Noting the State's decision, a range of matters need to be considered and arrangements put in place to facilitate local governments participating with the State Government's declaration and meeting the requirements of the Scheme. Those arrangements will:

- provide for a consistent response to the Scheme by WA Government institutions, and for WA survivors accessing the Scheme; and
- mitigate concerns raised by local governments during consultations about complying with the processes and requirements of the Scheme.

5. CONSIDERATIONS FOR WA LOCAL GOVERNMENTS

Following the State's decision, a range of matters need to be considered by each local government and in some cases, actions taken in preparation for participating in the Scheme, these include:

CONFIDENTIALITY

- Information about applicants and alleged abusers included in RFIs (Requests for Information) is sensitive and confidential and is considered protected information under *The National Redress Act*, with severe penalties for disclosing protected information.
- Individual local governments will need to consider and determine appropriate processes to be put in place and staff members designated to ensure information remains confidential.

APPLICATION PROCESSING / STAFFING

- The timeframes for responding to an RFI are set in *The Act* and are 3 weeks for priority application and 7 weeks for non-priority applications. This RFI process will be supported by the State (DLGSC and the Redress Coordination Unit).
- Careful consideration should be given to determining which position will be responsible for receiving applications and responding to RFIs, due to the potentially confronting content of people's statement of abuse.
- Support mechanisms should be in place for these staff members, including access to EAP (Employee Assistance Program) or other appropriate support.
- The need for the appointed position and person(s) to have a level of seniority in order to understand the magnitude of the undertaking and to manage the potential conflicts of interest.
- The responsible position(s) or function(s) would benefit from being kept confidential in addition to the identity of the person appointed to it.

RECORD KEEPING

- The Redress Coordination Unit (Department of Justice) is the state record holder for Redress and will keep copies of all documentation and RFI responses. Local Governments will be required to keep their own records regarding a Redress application in a confidential and secure manner, and in line with all requirements of the *State Records Act 2000*.
- Consider secure storage of information whilst the RFI is being responded to.

REDRESS DECISIONS

- Decisions regarding redress applicant eligibility and responsible institution(s) are made by Independent Decision Makers, based on the information received by the applicant and any RFI responses. The State government does not have any influence on the decision made.
- There is no right of appeal.

MEMORIALS

- Survivors (individuals and / or groups) from within individual communities may ask about the installation of memorials. The State Government's view is to only consider memorialising groups, however locally, this is a decision of an individual local government.

6. NEXT STEPS – PREPARATION FOR WA LOCAL GOVERNMENT PARTICIPATION IN THE SCHEME

In addition to the second-phase information process outlined in section 1, the State will develop:

1. A Memorandum of Understanding (MOU) - to be executed between the State and WALGA following the (WALGA) State Council meeting on 4 March 2020.

The MOU will capture the overall principles of WA local governments participating in the Scheme as State Government institutions and being part of the State's declaration; and

2. Template Service Agreement – that will be executed on an 'as needed' basis between the State and an individual local government, if a redress application is received.

DLGSC and the Department of Justice will work with WALGA / LGPro and all local governments to prepare for participation in the Scheme including:

- Identifying appropriate positions, staff and processes to fulfil requests for information;
- Ensuring local governments have delegated authority to an officer to execute a service agreement with the State if needed;

The State will prepare a template Council report, where all WA local governments will be asked to delegate authority to an appropriate officer in advance, able to execute a service agreement if required. This is necessary as priority requests for information under the Scheme, are in a shorter turnaround time than Council meeting cycles and therefore, cannot be undertaken at the time.

- Ensuring local government have established appropriate processes and can fulfil Scheme obligations (particularly in terms of confidentiality, record keeping etc); and
- Gathering the necessary facility and service information from all individual local governments to commence participation in the Scheme. This information will be provided to the Commonwealth, loaded into the Scheme database and used to facilitate an individual local government's participation in the National Redress Scheme.

ACKNOWLEDGEMENTS

The contents of this Information and Discussion Paper includes extracts from the following identified sources. Information has been extracted and summarised to focus on key aspects applicable to the Department of Local Government, Sport and Cultural Industries' key stakeholders and funded bodies:

- The Royal Commission into Institutional Responses to Child Sexual Abuse – Final Report.

To access a full version of the Royal Commission's Findings and the Final Report, please follow the link at <https://www.childabuseroyalcommission.gov.au/>

- Western Australian State Government response to the Royal Commission (27 June 2018).

To access a full version of the State Government's detailed response and full report, please follow the link at

[https://www.dpc.wa.gov.au/ProjectsandSpecialEvents/Royal-Commission/Pages/The-WA-Government-Response-to-Recommendations-\(June-2018\).aspx](https://www.dpc.wa.gov.au/ProjectsandSpecialEvents/Royal-Commission/Pages/The-WA-Government-Response-to-Recommendations-(June-2018).aspx)

- More information on the National Redress Scheme can be found at www.nationalredress.gov.au.
- The full National Redress Scheme - Participant and Cost Estimate (July 2015) Report at <https://www.dlgsc.wa.gov.au/resources/publications/Pages/Child-Abuse-Royal-Commission.aspx>

FOR MORE INFORMATION

Please contact:

Gordon MacMile
Director Strategic Coordination and Delivery
Email: gordon.macmile@dlgsc.wa.gov.au

Department of Local Government, Sport and Cultural Industries
246 Vincent Street, LEEDERVILLE WA 6007
PO Box 329, LEEDERVILLE WA 6903
Telephone: (08) 9492 9700
Website: www.dlgc.wa.gov.au

APPENDIX A

ROYAL COMMISSION INTO INSTITUTIONAL RESPONSES TO CHILD SEXUAL ABUSE – FURTHER INFORMATION

The Royal Commission into Institutional Responses to Child Sexual Abuse (the Royal Commission) was established in January 2013, to investigate systemic failures of public and private institutions² to protect children from child sexual abuse, report abuse, and respond to child sexual abuse. The Royal Commission's Terms of Reference required it to identify what institutions should do better to protect children in the future, as well as what should be done to:

- achieve best practice in reporting and responding to reports of child sexual abuse;
- eliminate impediments in responding to sexual abuse; and
- address the impact of past and future institutional child sexual abuse.

The Western Australian Government (State Government) strongly supported the work of the Royal Commission through the five years of inquiry, presenting detailed evidence and submissions and participating in public hearings, case studies and roundtables.

The Royal Commission released three reports throughout the inquiry: *Working with Children Checks* (August 2015); *Redress and Civil Litigation* (September 2015) and *Criminal Justice* (August 2017). The Final Report (Final Report) of the Royal Commission into Institutional Responses to Child Sexual Abuse incorporated the findings and recommendations of the previously released reports and was handed down on 15 December 2017. To access a full version of the Royal Commission's Findings and the Final Report, follow the link at <https://www.childabuseroyalcommission.gov.au/>

The Royal Commission made 409 recommendations to prevent and respond to institutional child sexual abuse through reform to policy, legislation, administration, and institutional structures. These recommendations are directed to Australian governments and institutions, and non-government institutions. One specific recommendation was directed at Local Government, while many others will directly or indirectly impact on the organisations that Local Government works with and supports within the community.

Of the 409 recommendations, 310 are applicable to the Western Australian State Government and the broader WA community.

² * For clarity in this Paper, the term 'Institution' means any public or private body, agency, association, club, institution, organisation or other entity or group of entities of any kind (whether incorporated or unincorporated), however described, and:

- Includes for example, an entity or group of entities (including an entity or group of entities that no longer exist) that provides, or has at any time provided, activities, facilities, programs or services of any kind that provide the means through which adults have contact with children, including through their families
- Does not include the family.

THE WESTERN AUSTRALIAN GOVERNMENT RESPONSE TO THE ROYAL COMMISSION

The State Government examined the 310 applicable recommendations and provided a comprehensive and considered response, taking into account the systems and protections the State Government has already implemented. The State Government has accepted or accepted in principle over 90 per cent of the 310 applicable recommendations.

The State Government's response was released on 27 June 2018 fulfilling the Royal Commission recommendation 17.1, that all governments should issue a formal response within six months of the Final Report's release, indicating whether recommendations are accepted; accepted in principle; not accepted; or will require further consideration. The WA Government's response to the Royal Commission recommendations can be accessed at:

<http://www.dpc.wa.gov.au/childabuseroyalcommission>

The State Government has committed to working on the recommendations with the Commonwealth Government, other states and territories, local government, non-government institutions (including religious institutions) and community organisations.

The State Government's overall approach to implementation of reforms is focused on:

- Stronger Prevention (including Safer Institutions and Supportive Legislation)
 - Create an environment where children's safety and wellbeing are the centre of thought, values and actions;
 - Places emphasis on genuine engagement with and valuing of children;
 - Creates conditions that reduce the likelihood of harm to children and young people.
- Reliable Responses (including Effective Reporting)
 - Creates conditions that increase the likelihood of identifying any harm;
 - Responds to any concerns, disclosures, allegations or suspicions of harm.
- Supported Survivors (including Redress).

Many of the recommendations of the Royal Commission have already been addressed through past work of the State Government, and others working in the Western Australian community to create safe environments for children. This work is acknowledged and where appropriate, will be built upon when implementing reforms and initiatives that respond to the Royal Commission's recommendations.

APPENDIX B

NATIONAL REDRESS SCHEME - FURTHER INFORMATION

The Royal Commission's *Redress and Civil Litigation (September 2015)* Report recommended the establishment of a single national redress scheme to recognise the harm suffered by survivors of institutional child sexual abuse.

The National Redress Scheme (the Scheme):

- Acknowledges that many children were sexually abused in Australian institutions;
- Recognises the suffering they endured because of this abuse;
- Holds institutions accountable for this abuse; and
- Helps people who have experienced institutional child sexual abuse gain access to counselling and psychological services, a direct personal response, and a redress-payment.

The National Redress Scheme involves:

- People who have experienced institutional child sexual abuse who can apply for redress;
- The National Redress Scheme team — Commonwealth Government staff who help promote the Scheme and process applications;
- Redress Support Services — free, confidential emotional support and legal and financial counselling for people thinking about or applying to the Scheme;
- Participating Institutions that have agreed to provide redress to people who experienced institutional child sexual abuse; and
- Independent Decision Makers who will consider applications and make recommendations and conduct reviews.

The National Redress Scheme formally commenced operation on 1 July 2018 and offers eligible applicants three elements of redress:

- A direct personal response from the responsible institution, if requested;
- Funds to access counselling and psychological care; and
- A monetary payment of up to \$150,000.

Importantly, the Scheme also provides survivors with community based supports, including application assistance; financial support services; and independent legal advice. The Scheme is administered by the Commonwealth Government on behalf of all participating governments, and government and non-government institutions, who contribute on a 'responsible entity pays' basis.

Institutions that agree to join the Scheme are required to adhere to the legislative requirements set out in the *National Redress Scheme for Institutional Child Sexual Abuse Act 2018* (Cth).

More information on the Scheme can be found at www.nationalredress.gov.au or the [National Redress Guide](#).

SURVIVORS IN THE COMMUNITY

Throughout the five years of its inquiry, the Royal Commission heard detailed evidence and submissions, and held many public and private hearings, case studies and roundtables. Most notably, the Royal Commission heard directly from survivors of historical abuse.

The Royal Commission reported that survivors came from diverse backgrounds and had many different experiences. Factors such as gender, age, education, culture, sexuality or disability had affected their vulnerability and the institutions response to abuse.

The Royal Commission, however, did not report on the specific circumstances of individuals with the details of survivors protected; the circumstances of where and within which institutions their abuse occurred is also protected and therefore unknown. Further, survivors within the WA community may have chosen to not disclose their abuse to the Royal Commission.

Accordingly, it is not known exactly how many survivors were abused within Western Australian institutions, including within Local Government contexts. Within this context of survivors in the community, who may or may not be known, consideration needs to be given to how all institutions, including local governments, can fulfil the Royal Commission's recommendation in relation to redress.

The Royal Commission's *Redress and Civil Litigation (September 2015)* Report recommended the establishment of a single national redress scheme to recognise the harm suffered by survivors of institutional child sexual abuse. This report also recommended that Governments around Australia remove the limitation periods that applied to civil claims based on child sexual abuse, and consequently prevented survivors – in most cases – pursuing compensation through the courts.

As a result of reforms made in response to these recommendations, WA survivors now have the following options to receive recognition of their abuse:

1. Pursuing civil court action(s) against the perpetrator and/or the responsible institution. The *Civil Liability Legislation Amendment (Child Sexual Abuse Actions) Act 2018* (WA) took effect on 1 July 2018, removing the limitation periods that previously prevented persons who had experienced historical child sexual abuse from commencing civil action.
2. Applying to the National Redress Scheme, which provides eligible applicants with a monetary payment, funds to access counselling and an apology. Note, to receive redress the responsible institution(s) will need to have joined the Scheme.

TREATMENT OF LOCAL GOVERNMENTS BY OTHER JURISDICTIONS

At the time of the State Government joining the Scheme, only two jurisdictions had made a decision about the treatment of local governments. All jurisdictions have since agreed to include local governments within their respective declarations, with the exception of South Australia (SA). The SA Government is still considering their approach.

It is understood that all jurisdictions, with the exception of SA, are either covering the redress liability associated with local government participation in the Scheme or entering into a cost sharing arrangement. The table below provides a summary of other jurisdictions' positions.

Jurisdiction	Position
Commonwealth	<ul style="list-style-type: none"> No responsibility for local governments. The Commonwealth Government has indicated preference for a jurisdiction to take a consistent approach to the participation of local governments in the Scheme.
Australian Capital Territory (ACT)	<ul style="list-style-type: none"> ACT has no municipalities, and the ACT Government is responsible for local government functions. ACT has therefore not been required to explore the issue of local government participation in the Scheme.
New South Wales (NSW)	<ul style="list-style-type: none"> In December 2018, the NSW Government decided to include local councils as NSW Government institutions and to cover their redress liability. The NSW Office for Local Government is leading communications with local councils about this decision. NSW's declaration of participating institutions will be amended once preparation for local council participation is complete.
Northern Territory (NT)	<ul style="list-style-type: none"> The NT Government has consulted all of the Territory's local governments, including individually visiting each local government. NT is in the process of amending Territory's declaration of participating institutions to include local governments.
Queensland	<ul style="list-style-type: none"> Queensland is finalising a memorandum of understanding (MOU) with the Local Government Association of Queensland to enable councils to participate in the Scheme as State institutions. The MOU includes financial arrangements that give regard to individual councils' financial capacity to pay for redress.
South Australia (SA)	<ul style="list-style-type: none"> Local governments are not currently included in the SA Government's declaration The SA Government is still considering its approach to local governments.
Tasmania	<ul style="list-style-type: none"> Local Governments have agreed to participate in the Scheme and will be included as a state institution in the Tasmanian Government's declaration. A MOU with local governments is being finalised, ahead of amending Tasmania's declaration.
Victoria	<ul style="list-style-type: none"> The Victorian Government's declaration includes local governments. The Victorian Government is covering local governments' redress liability.
Western Australia (WA)	<ul style="list-style-type: none"> The WA Government has excluded local governments from its declaration, pending consultation with the local government sector.

TIMEFRAME TO JOIN THE SCHEME

Institutions can join the Scheme within the first two years of its commencement. This means that institutions can join the Scheme up to and including 30 June 2020 (the second anniversary date of the Scheme). The Commonwealth Minister for Social Services may also provide an extension to this period to allow an institution to join the Scheme after this time. However, it is preferred that as many institutions as possible join the Scheme within the first two years to give certainty to survivors applying to the Scheme about whether the institution/s in which they experienced abuse will be participating.

If an institution has not joined the Scheme, they are not a participating institution. However, this will not prevent a person from applying for redress. In this circumstance, a person's application cannot be assessed until the relevant institution/s has joined the Scheme. The Scheme will contact the person to inform them of their options to either withdraw or hold their application. The Scheme will also contact the responsible institution/s to provide information to aid the institution/s to consider joining the Scheme.

THE SCHEME'S STANDARD OF PROOF

The Royal Commission recommended that 'reasonable likelihood' should be the standard of proof for determining eligibility for redress. For the purposes of the Scheme, 'reasonable likelihood' means the chance of the person being eligible is real and is not fanciful or remote and is more than merely plausible.

When considering a redress application, the Scheme Operator must consider whether it is reasonably likely that a person experienced sexual abuse as a child, and that a participating institution is responsible for an alleged abuser/s having contact with them as a child. In considering whether there was reasonable likelihood, all the information available must be taken into account.

Where a participating institution does not hold a record (i.e. historical information), the Scheme Operator will not be precluded from determining a person's entitlement to redress. The information to be considered by the Scheme Operator includes:

- The information contained in the application form (or any supplementary information provided by a person by way of statutory declaration);
- Any documentation a person provided in support of their application;
- The information provided by the relevant participating institution/s in response to a Request for Information from the Operator, including any supporting documentation provided; and
- Any other information available including from Scheme holdings (for example where the Scheme has built up a picture of relevant information about the same institution during the relevant period, or the same abuser).

It should be noted that the 'reasonable likelihood' standard of proof applied by the Scheme is of a lower threshold (or a lower standard of proof) than the common law standard of proof applied in civil litigation – the 'balance of probabilities'. Please see 11.7 of the Royal Commission's *Redress and Civil Litigation Report (2015)* for additional information on the difference between the two.

MAXIMUM PAYMENT AND SHARED RESPONSIBILITY

The amount of redress payment a person can receive depends on a person's individual circumstances, specifically the type of abuse the person experienced.

A person may only make one application for redress. The maximum redress payment payable under the scheme to an applicant is \$150,000 in total.

The payment of redress is made by the institution(s) found responsible for exposing the individual to the circumstances that led to the abuse.

There may be instances where one or more institutions are found to be jointly responsible for the redress payment to a person, and instances where a person may have experienced abuse in one or more different institutions. In such situations, the redress payable by an institution will be apportioned in accordance with the Scheme's assessment framework - see <https://www.legislation.gov.au/Details/F2018L00969> and method statement - see <http://guides.dss.gov.au/national-redress-guide/4/1/1>

Prior payments made by the responsible institution for the abuse to the applicant (e.g. ex-gratia payments) will be taken into account and deducted from the institutions' redress responsibility.

EFFECT OF AN APPLICANT ACCEPTING AN OFFER OF REDRESS

Accepting an offer of redress has the effect of releasing the responsible participating institution/s and their officials (other than the abuser/s) from civil liability for instances of sexual abuse and related non-sexual abuse of the person that is within the scope of the Scheme. This means that the person agrees to not bring or continue any civil claims against the responsible participating institution/s in relation to any abuse within the scope of the Scheme.

If a responsible participating institution/s is a member of a participating group, the person will be releasing the other associated institutions and officials within that group from any civil liability for instances of sexual abuse and related non-sexual abuse of the person that is within the scope of the Scheme.

Accepting an offer of redress also has the effect of preventing a responsible participating institution from being liable to contribute to damages that are payable to the person in civil proceedings (where the contribution is to another institution or person).

In accepting the offer of redress, a person will also be consenting to allow the participating institution/s or official/s to disclose the person's acceptance of redress offer in the event that a civil claim is made. The Scheme must provide a copy of the person's acceptance of offer to each responsible institution for their records once received.

Note – the acceptance of an offer of redress does not exclude the pursuance or continuance of criminal proceedings against the abuser(s).

17.2 COVID-19 COMMUNITY FUNDING

Author(s) K Jamieson

Attachments

1. Policy - Community Funding for Community Organisations and Individuals [↓](#)
2. Guidelines - Community Funding for Community Organisations and Individuals [↓](#)

RECOMMENDATION

That Council approves:

- (1) the special purpose COVID-19 community funding allocation to be administered as a minor funding program in accordance with Category G of the existing Policy 'Community Funding for Community Organisations and Individuals (Grants, Donations and Sponsorships)' and the corresponding Guidelines; and
- (2) minor funding and requests outside of established categories to be open for applications upon enquiry and invitation to apply for \$5,000 and under, to be administered under Delegated Authority of the Manager Community Development.

TO BE CARRIED BY AN ABSOLUTE MAJORITY OF COUNCIL

Background

At its meeting on 21 April 2020, the Grants and Donations Committee considered a range of revised and reduced allocations from undersubscribed and underutilised grants areas and recommended to reallocate and designate this to special purpose COVID-19 community funding.

Should the Committee's recommendations be adopted by Council, there will be a remaining allocation of \$160,558 in the Grants and Donations 2019/2020 budget for special purpose COVID-19 community funding, which will form part of the City's Local Response and Recovery Group's Recovery Plan.

Submission

N/A

Report

Where possible, City officers have tried to assist the community with COVID-19 response and recovery through existing grants, donations and sponsorship programs. However, some of the established criteria and timeframes are not suitably flexible to meet the needs of the community at this time.

It is proposed that the allocation of \$160,558 special purpose COVID-19 community funding will be administered as a minor funding program in accordance with Category G of the existing policy 'Community Funding for Community Organisations and Individuals (Grants, Donations and Sponsorships)' and the corresponding Guidelines. This category allows for minor funding and requests outside of established categories to be open for applications upon enquiry and invitation to apply for \$5,000 and under, to be administered under Delegated Authority of the Manager Community Development.

Allocation to this category will provide the most expeditious administration of the funds directly to the community within this financial year and allow flexibility for the community to identify the needs and strategies required to best support community and social recovery.

It is proposed that funds will be made available immediately through this program following Council approval.

Strategic Plans/Policy Implications

Community, Lifestyle and Security

Provide residents with a range of high quality accessible programs and services.

Economic, Social and Environmental Responsibility

Create opportunities for community, business and industry to establish and thrive.

Leading and Listening

Deliver sustainable governance through transparent and robust policy and processes.

Budget/Financial Implications

Should the Grants and Donations Committee recommendations be adopted by Council, there will be a remaining allocation of \$160,558 in the Grants and Donations 2019/2020 budget designated for special purpose COVID-19 community funding.

Legal Implications

N/A

Community Consultation

Throughout the development of the Vulnerable Communities Plan and through the City's existing networks of community groups, not-for-profits and businesses, community development and other engagement, staff

have been receiving a range of emerging requests for funding, resources and capacity building support which is expected to continue throughout the response and recovery phases.

Being flexible with the administration of this funding allows the community to identify the needs and strategies required to best support community and social recovery.

Risk Management Implications

The Council allocates a significant amount of money to support individuals and groups through a range of funding programs. There are clear guidelines and criteria established to ensure that Council's intent for the allocation of funds are met. To ensure the integrity of the process there is an acquittal process for individuals and groups to ensure funds are used for the purpose they have been allocated.

The reputation of the City of Cockburn could be seriously compromised should funds allocated to individuals or groups who did not meet the criteria and guidelines and/or did not use the funds for the purposes they were provided. Adherence to these requirements is essential.

Advice to Proponent(s)/Submitters

N/A

Implications of Section 3.18(3) *Local Government Act 1995*

Nil

Title	Community Funding for Community Organisations & Individuals (Grants, Donations & Sponsorships)
Policy Number (Governance Purpose)	



Policy Type

Council

Policy Purpose

The purpose of this policy is to provide a framework for the provision of community funding to local community groups, organisations and individuals.

Policy Statement

- (1) Council provides up to two per cent of the annual rates income to a budget for grants, donations, sponsorships and subsidies. To ensure that these funds are distributed in a rational way, eligibility, selection and evaluation criteria are required for the assessment and prioritisation of applications to be funded.
- (2) The funds allocated to local community groups, organisations and individuals are to assist in the provision of activities and services that benefit the local community. This program is divided into seven (7) categories (A-G) to encourage and cater for a range of applications and activities.

Community Funding Category	Description	Open for applications	Maximum amount available per application	Approval
Category A – Community Grants	One-off projects, programs or activities that benefit the wider Cockburn community.	Twice a year, in March and September	\$15,000	Delegated Authority
Category B – Cultural Grants	Events, projects, workshops and residencies that embody at least one of the diverse art and cultural interests of the Cockburn community.	Twice a year, in March and September	\$5,000	Delegated Authority
Category C – Sustainability Grants	Projects or activities that demonstrate Sustainability principles and themes for the benefit of the Cockburn community.	Annually in March	\$4,000	Delegated Authority
Category D - Small Events Sponsorship	Small-scale neighbourhood events across Cockburn.	Open all year round	\$3,000	Delegated Authority

[1]

Title	Community Funding for Community Organisations & Individuals (Grants, Donations & Sponsorships)
Policy Number (Governance Purpose)	



Community Funding Category	Description	Open for applications	Maximum amount available per application	Approval
Category E - Donations	Financial contribution towards operating or ongoing expenses for not for profit or benevolent organisations to assist the disadvantaged and/or vulnerable within the Cockburn community.	Twice a year, in March and September	\$20,000	Council Decision
Category F – Sponsorships	Financial contribution to a significant event, activity, service or endeavour to either a Group or Individual and, in return, the City receives public recognition for its contribution.	Groups - Twice a year, in March and September Individuals - open all year round	Groups - \$20,000 Individuals - \$1,000	Groups – Council Decision Individuals – Delegated Authority
Category G – Major and Minor Funding	Major funding proposals, minor funding and requests outside of established categories.	Upon enquiry and invitation to apply	Dependent on funding type	Dependent on funding type

- (3) The categories are described in further detail in the associated 'Community Funding Guidelines for Community Organisations and Individuals' that outlines the relevant selection and evaluation criteria, and limitations of each funding category.
- (4) Applicants for funding to be distributed from the Grants and Donations budget are required to apply and address the relevant criteria in one of the funding categories. Assessment and approval will be done according to the category and be done under the relevant delegated authority or recommendation by the Grants and Donations Committee to Council, and applicants cannot bypass these processes.
- (5) An applicant may successfully apply for and receive funding from two different categories from this policy per financial year, provided they meet the criteria for the particular category, however, the applications cannot be for the same project. Applicants that have been successful in previous years are eligible to apply provided all previous funding has been satisfactorily acquitted.

[2]

Document Set ID: 8242612
Version: 3, Version Date: 20/04/2020

Title	Community Funding for Community Organisations & Individuals (Grants, Donations & Sponsorships)
Policy Number (Governance Purpose)	



Strategic Link:	Strategic Community Plan
Category	Community Support
Lead Business Unit:	Community Development
Public Consultation: (Yes or No)	No
Adoption Date: (Governance Purpose Only)	14 March 2019
Next Review Due: (Governance Purpose Only)	March 2021
ECM Doc Set ID: (Governance Purpose Only)	8242612

[3]

Document Set ID: 8242612
Version: 3, Version Date: 20/04/2020



City of Cockburn
Guidelines:
**Community Funding for
Community Organisations
and Individuals**



**City of Cockburn Guidelines:
Community Funding for Community Organisations and Individuals**

Table of Contents

Objective	3
Cockburn Community Fund	6
Community Grants	6
Cultural Grants	7
Sustainability Grants	9
Small Events Sponsorship	9
Donations	11
Sponsorships	12
Major and Minor Funding	13
Major Funding Proposals and Committed and Contractual Funding	13
Community Innovation and Participatory Budgeting	14
Minor Funding	16
Minor Donations	16
Subsidies	17
Minor Grants	17
Youth Recognition and Reward	18
Donations to Schools – Reimbursements	19
Community Welfare Funding	20
Funding Assistance for Community Associations	20
Publication & Distribution of Newsletters	20
Cockburn Community Insurance Program	21
Hire of Council Community Centres & Halls	22
Resident Association Support	22
Schools and Educational Institutions	23
School Specific Application Criteria	23
Reimbursements	23



City of Cockburn Guidelines: Community Funding for Community Organisations and Individuals

Objective

The purpose of these guidelines is to complement the associated Policy 'Community Funding for Community Organisations and Individuals (Grants, Donations & Sponsorships)' that provide a framework for the provision of community funding to local community groups, organisations and individuals.

Council provides up to two per cent of the annual rates income to a budget for grants, donations, sponsorships and subsidies. To ensure that these funds are distributed in a rational way, eligibility, selection and evaluation criteria are required for the assessment and prioritisation of applications to be funded.

The funds allocated to local community groups, organisations and individuals are to assist in the provision of the activities and services that benefit the local community. This program is divided into seven (7) categories to encourage and cater for a range of applications and activities.

Community Funding Category	Description	Open for applications	Maximum amount available per application	Approval
Category A - Community Grants	One-off projects, programs or activities that benefit the wider Cockburn community.	Twice a year, in March and September	\$15,000	Delegated Authority
Category B - Cultural Grants	Events, projects, workshops and residencies that embody at least one of the diverse art and cultural interests of the Cockburn community.	Twice a year, in March and September	\$5,000	Delegated Authority
Category C - Sustainability Grants	Projects or activities that demonstrate Sustainability principles and themes for the benefit of the Cockburn community.	Annually in March	\$4,000	Delegated Authority
Category D - Small Events Sponsorship	Small-scale neighbourhood events across Cockburn.	Open all year round	\$3,000	Delegated Authority



**City of Cockburn Guidelines:
Community Funding for Community Organisations and Individuals**

Community Funding Category	Description	Open for applications	Maximum amount available per application	Approval
Category E - Donations	Covers operating or ongoing expenses to assist the disadvantaged and/or vulnerable within the Cockburn community.	Twice a year, in March and September	\$20,000	Council Decision
Category F - Sponsorships	Financial contribution to a significant event, activity, service or endeavour to either a Group or Individual and, in return, the City receives public recognition for its contribution.	Groups - Twice a year, in March and September Individuals - open all year round	Groups - \$20,000 Individuals - \$1,000	Groups – Council Decision Individuals – Delegated Authority
Category G - Major and Minor Funding	Major funding proposals, minor funding and requests outside of established categories.	Upon enquiry and invitation to apply	Dependent on funding type	Dependent on funding type. Applications over \$5,000 are to be referred to Council for decision

These guidelines assist how the City responds to requests for financial assistance in line with the City's Strategic Community Plan and aim to optimise the use of Council funds to support community groups, organisations and individuals to deliver social, environmental and economic benefits. These outline the relevant selection criteria, evaluation and limitations of each funding category, and are to be utilised in conjunction with the associated Policy 'Community Funding for Community Organisations and Individuals (Grants, Donations & Sponsorships)'.

Applicants for funding to be distributed from the Grants and Donations budget are required to apply and address the relevant criteria in one of the funding categories. Assessment and approval will be done according to the category and be done under the relevant delegated authority or recommendation by the Grants and Donations Committee to Council, and applicants cannot bypass these processes.



City of Cockburn Guidelines:
Community Funding for Community Organisations and Individuals

For applications in Categories A, E, F and G, any requests over \$5,000 will require a copy of the most recent, audited financial statements to be provided with the application.

An applicant may successfully apply for and receive funding from two different categories from the Policy per financial year, provided they meet the criteria for the particular category, however, the applications cannot be for the same project. Applicants that have been successful in previous years are eligible to apply provided all previous funding has been satisfactorily acquitted.



**City of Cockburn Guidelines:
Community Funding for Community Organisations and Individuals**

Cockburn Community Fund

Community Grants

1. Eligibility Criteria:
 - (a) Organisations based within the City of Cockburn or whom primarily service residents and/or the interests of the City are eligible to apply for funds.
 - (b) Applications from not-for-profit organisations including sporting, welfare, educational, arts/cultural, youth, seniors, children, ethnic and related groups are eligible to apply.
 - (c) Applications must include a financial and/or in-kind contribution to the project.
2. Selection Criteria:
 - (a) Primarily serve residents of the City.
 - (b) Is an established and incorporated not-for-profit organisation (or auspiced by an incorporated not-for-profit organisation) and can demonstrate a high level of community support.
 - (c) Can demonstrate it is financially sound or key personnel have demonstrated ability to manage the proposal for which funds are being sought.
 - (d) Must hold public liability insurance to a value as agreed with the City.
3. Evaluation Criteria for Project or Activity:
 - (a) Can demonstrate how project or activity outcomes will be of benefit to the local community and/or City of Cockburn generally.
 - (b) Meets an identified need in line with one of the themes of the City's Strategic Community Plan.
 - (c) Applicants have a demonstrated ability to manage their affairs effectively.
 - (d) Applications will not require commitment to ongoing funding from Council.
 - (e) Applications from organisations that can demonstrate a financial or in-kind contribution to the project will be considered favourable.
 - (f) Project does not duplicate an activity already available in the local area.
 - (g) As the funding pool is limited, applications that demonstrate the best value for money will be prioritised, and priority will also be given to applicants that have not previously been funded.
4. Funding Rounds:
 - (a) Applications are invited twice per year, closing at the end of March and September as advertised during each round.
5. Grant Limitations:
 - (a) The maximum grant available to any one group or organisation in the Community Grants category will not exceed \$15,000.



City of Cockburn Guidelines: Community Funding for Community Organisations and Individuals

- (b) There are caps of:
 - (i) \$3,000 for equipment (equipment must not be for personal use, be accessible for community or member use, and be durable – must last over 12 months).
 - (ii) \$3,000 for recurring community events. Recurring community events are defined as types of events that have already been funded by Community Grants or Small Events Sponsorship and are regularly applied for and funded, such as Christmas events and neighbourhood movie nights (also applies under Small Events Sponsorship).
 - (iii) \$1,000 for costs associated with incorporation of a new organisation (N.B. Residents associations can access funds under LGACS7 for these purposes, so these grants are intended for community groups that are not residents associations).
 - (c) Funds will not be provided for consumables or personal items unless the applicant can demonstrate that the general community will benefit from their provision.
 - (d) Funding will not be provided retrospectively for projects or events that have already occurred or are due to occur within two months of the closing date for applications.
6. Elected Members are to be informed of the outcome of applications for Community Grants.

Cultural Grants

1. Eligibility Criteria:
 - (a) Organisations based within the City of Cockburn and primarily service the residents of the City of Cockburn or organisations who will be working with a majority of Cockburn residents through the life of the project and can show considerable community support for the program/project.
 - (b) Individual applicants may be considered if they are residents of the City of Cockburn and/or:
 - (i) They are invited by the community and can demonstrate a high level of community support for 'Artist in the Community' or 'Telling Community Stories' program; or
 - (ii) Individuals who have been selected as an 'Artist in the Community' outside of Cockburn may be considered on presentation of supporting documentation.
 - (c) Schools and other educational institutions in accordance with Schools eligibility.
2. Selection Criteria:
 - (a) Can demonstrate the ability to manage financial affairs effectively.
 - (b) Priority will be given to applicants who haven't previously been funded.



**City of Cockburn Guidelines:
Community Funding for Community Organisations and Individuals**

- (c) Program/project needs to represent the residents of Cockburn or embody one or more of the diverse art and cultural interests of the City of Cockburn through one of the following areas:
 - (i) Artist in the Community Program
 - (ii) Celebrating Community Program
 - (iii) Creative Community Program
 - (iv) Telling Community Stories Program
 - (d) Applicants who are able to contribute toward the activity in cash or in-kind will be considered favourably, as will those who source funding from other sources.
 - (e) Funding will not be for personal items such as costumes, food consumables or catering costs.
 - (f) Program/Project does not duplicate an activity already available in the local area.
3. Evaluation Criteria for Project or Activity:
 - (a) Can demonstrate how program/project outcomes will be of benefit to the local community and/or City of Cockburn generally.
 - (b) Programs/Projects should:
 - (i) Develop and nurture the skill base of the local community;
 - (ii) Develop and nurture the skill base of individual artists (all art forms);
 - (iii) Express local culture and identity;
 - (c) Applicants have a demonstrated ability to manage their affairs effectively.
 - (d) Will not require commitment to ongoing funding from Council.
 4. Funding Rounds:
 - (a) Applications are invited twice per year, closing at the end of March and September as advertised during each round.
 5. Grant Limitations:
 - (a) The maximum grant available to any one group or organisation in the Cultural Grants category will not exceed \$5,000.
 6. Elected Members are to be informed of the outcome of the applications for Cultural Grants.



City of Cockburn Guidelines: Community Funding for Community Organisations and Individuals

Sustainability Grants

1. Eligibility Criteria:
 - (a) The following groups who are based within the City of Cockburn and/or provide services primarily within Cockburn:
 - (i) Community groups
 - (ii) Not-for-profit organisations
 - (iii) Collective households (>2)
 - (iv) Small businesses (<20 employees)
 - (v) Schools
2. Evaluation Criteria for Project or Activity:
 - (a) Project or activity must relate to one or more of the below themes:
 - (i) Giving Back
 - (ii) Protecting our Future
 - (iii) Strong Communities
 - (iv) Water, Energy and Waste
 - (v) TravelSmart
 - (vi) Healthy Lifestyles
 - (b) Applications from organisations that can demonstrate a financial or in-kind contribution to the project will be considered favourable.
3. Funding Rounds:
 - (a) Applications are invited annually, closing at the end of March each year, as advertised.
4. Grant Limitations:
 - (a) The maximum grant available to any one group or organisation in the Sustainability Grants category will not exceed \$4,000.
5. Elected Members are to be informed of the outcome of the applications for Sustainability Grants.

Small Events Sponsorship

1. Eligibility Criteria:
 - (a) Organisations based within the City of Cockburn or whom primarily service residents and/or the interests of the City are eligible to apply for funds.
 - (b) Applications from not-for-profit organisations including sporting, welfare, educational, arts/cultural, youth, seniors, children, ethnic and related groups are eligible to apply.
 - (c) Applications must include a financial and/or in-kind contribution to the project.



City of Cockburn Guidelines: Community Funding for Community Organisations and Individuals

2. Selection Criteria:
 - (a) Primarily serve residents of the City.
 - (b) Is an established and incorporated not-for-profit organisation (or auspiced by an incorporated not-for-profit organisation) and can demonstrate a high level of community support.
 - (c) Can demonstrate it is financially sound or key personnel have demonstrated ability to manage the proposal for which funds are being sought.
3. Evaluation Criteria for Project or Activity:
 - (a) Project or activity will be of benefit to the local community and/or City of Cockburn generally.
 - (b) Project meets an identified need in line with one of the themes of the City's Strategic Community Plan.
 - (c) Applicants have a demonstrated ability to manage their affairs effectively.
 - (d) Project will not require commitment to ongoing funding from Council.
 - (e) Applications from Schools and other educational institutions must be in accordance with school specific eligibility criteria.
 - (f) Applications from organisations that can demonstrate a financial or in-kind contribution to the project will be considered favourable, as will those who source funding from other sources.
 - (g) Project does not duplicate an activity already available in the local area.
4. Funding Rounds:
 - (a) Applications will be invited year-round, assessed and notified within a month.
5. Funding Limitations:
 - (a) The maximum funding available to any one group or organisation in the Small Events Sponsorship category will not exceed \$3,000.
 - (b) Only one successful application in this category per financial year per organisation.
 - (c) Funds will not be provided for consumables or personal items unless the applicant can demonstrate that the general community will benefit from their provision.
 - (d) Funding will not be provided retrospectively for projects or events that have already occurred or are due to occur within two months of the closing date for applications.
6. Elected Members are to be informed of the outcome of the applications for Small Events Sponsorship.



City of Cockburn Guidelines: Community Funding for Community Organisations and Individuals

Donations

1. Eligibility Criteria:
 - (a) Eligible applicants include not-for-profit benevolent organisations that directly assist the disadvantaged and/or vulnerable within the Cockburn community. This does not include sports clubs, residents associations or other special interest groups.
2. Selection Criteria:
 - (a) Not-for-profit benevolent organisations that primarily serve and can demonstrate direct improved social outcomes for City residents and the Cockburn community.
 - (b) Is an established and incorporated not-for-profit organisation (or auspiced by an incorporated not-for-profit organisation) and can demonstrate a high level of community support.
 - (c) Can demonstrate it is financially sound or key personnel have demonstrated ability to manage the proposal for which funds are being sought. For requests over \$5,000, a copy of the most recent, audited financial statement must be provided with the application.
3. Evaluation Criteria:
 - (a) A Donation is a contribution of money towards a groups day-to-day running costs.
 - (b) A Donation is not for a specific project or activity.
 - (c) Priority will be given to applications that can demonstrate:
 - (i) How they will provide direct outcomes for the disadvantaged and/or vulnerable in the Cockburn community.
 - (ii) Overall benefits to City residents.
 - (iii) Improved access to services or activities for Cockburn residents.
 - (iv) Value for money and/or value adding as a result of the proposed funding.
 - (v) Other funding sources so that the funding is subsidising operations rather than relying solely on funding from the City.
 - (vi) Alignment with the objectives in the City's Strategic Community Plan.
4. Funding Rounds:
 - (a) Applications are invited twice per year, closing at the end of March and September as advertised during each round.
5. Donation Limitations:
 - (a) The maximum donation available to any one group or organisation will not exceed \$20,000.



City of Cockburn Guidelines: Community Funding for Community Organisations and Individuals

Sponsorships

1. Eligibility Criteria for Group Sponsorship:
 - (a) Applicants are eligible for Group Sponsorship if their project or activity provides brand exposure and public recognition benefits to the City of Cockburn and meets the eligibility, selection and evaluation criteria outlined in the Community Grants paragraphs 1, 2 and 3. Private organisations are also eligible to apply for Group Sponsorship.
 - (b) Applications must include a financial and/or in-kind contribution to the project.
 - (c) In addition to satisfying paragraphs 1(a) and 1(b) above, Sporting Teams/Clubs can only apply if they are:
 - (i) representing at a National or International level event at which they have been selected based on their endeavours in their chosen activity; or
 - (ii) hosting a sporting event or activity in the City of Cockburn that is of State, National or International significance that will add value to the City of Cockburn.
2. Eligibility Criteria for Individual Sponsorship:
 - (a) Individual applicants are eligible if they are residents of the City of Cockburn and they can demonstrate a high level of community support.
 - (b) Individuals attending a significant event or activity at a National or International level at which he or she has been selected on the basis of their individual endeavours in their chosen activity. (Individuals must supply supporting documentation from the relevant governing association of the activity).
 - (c) Individuals attending or completing a significant activity that benefits the community.
 - (d) Applications are invited from all ages for a range of projects, events or activities including sporting, welfare, education and arts/cultural, unless eligible to apply for funding through the City's Junior Sports Travel Assistance Program, or Youth Art Scholarship Program.
3. Evaluation Criteria for Activity/Event:
 - (a) Activity/Event will be of long-term benefit to the local community and/or the City of Cockburn generally.
 - (b) Activity/Event will provide brand exposure and public recognition benefits to the City of Cockburn.
 - (c) Activity/Event will increase awareness and raise the profile of the City of Cockburn, in line with its desired image.
 - (d) Applicants who are able to contribute toward the activity in cash or in-kind will be considered favourably, as will those who source funding from other sources.



City of Cockburn Guidelines: Community Funding for Community Organisations and Individuals

- (e) Funding will not be for personal items such as uniforms, food consumables or catering costs.
- 4. Funding Rounds:
 - (a) Applications for Group Sponsorships are invited twice per year, closing at the end of March and September as advertised during each round.
 - (b) Applications for Individual Sponsorships are invited year round.
- 5. Sponsorship Limitations:
 - (a) The maximum sponsorship available to any one group or organisation will not exceed \$20,000.
 - (b) The maximum sponsorship available to any one individual will not exceed \$1,000.
 - (c) The successful request for sponsorship in any year does not imply any ongoing commitment of the same or similar contribution in following years.

Major and Minor Funding

This Category incorporates a large range of funding opportunities under both Council Decision and Delegated Authorities.

Major Funding Proposals and Committed and Contractual Funding

Most of the Cockburn Community Fund budget is distributed to community groups, organisations and individuals through established grants, donations and sponsorship programs and application processes in accordance with Council Policy 'Community Funding for Community Organisations and Individuals (Grants, Donations & Sponsorships)' and these guidelines.

There are also some donations made annually out of this budget that are deemed to be committed by legal agreements, such as leases, or by Council Decision.

Occasionally, the City receives new requests for funding that fall outside of the scope of the category rounds and other limitations. Hence why this category was established to include a process and assessment criteria for funding requests received that do not fit within the other established categories and processes, which may include major or partnership funding proposals, or committed or contractual funding arrangements.

- 1. Eligibility Criteria:
 - (a) As per the relevant category from these guidelines that the funding request would normally apply to.



City of Cockburn Guidelines: Community Funding for Community Organisations and Individuals

2. Project Selection and Evaluation Criteria:
 - (a) Funding requests that align with the evaluation criteria of one of the funding categories described in these guidelines, must follow the process below for consideration.
 - (b) A proposal for funding must be submitted to the City which outlines:
 - (i) How it meets the evaluation criteria of one of the funding categories of the Policy 'Community Funding for Community Organisations and Individuals (Grants, Donations & Sponsorships)' and within these guidelines and a statement addressing the eligibility, selection and evaluation criteria of the category.
 - (ii) The justification for the funding request and why it cannot be accommodated within the established programs and processes outlined in the other categories within these guidelines.
 - (iii) The amount of funding requested.
 - (iv) The proposed term of funding or partnership.
 - (v) Key terms and conditions.
 - (vi) Proposed outputs, outcomes or benefits of the proposed funding arrangement to the Cockburn community, and how these will be evaluated.
 - (vii) Any contractual considerations.
3. Process:
 - (a) The proposal must be submitted to the City's Grants and Research service unit for initial assessment at least one month prior to the next scheduled Grants and Donations Committee Meeting.
 - (b) The Manager, Community Development will review the proposal and provide a report with a recommendation to the Grants and Donations Committee for consideration at its next meeting. The Manager, Community Development may exclude a proposal from being considered by the Committee if the applicant does not provide adequate information or does not meet the evaluation criteria of one of the funding categories.
 - (c) The Grants and Donations Committee will make their recommendation for consideration by Council.

Community Innovation and Participatory Budgeting

1. Eligibility Criteria:
 - (a) Applicant is a not-for-profit or private organisation that primarily services residents and/or the interests of the City, or has a specific project that intends to do so.
 - (b) Applicant is an incorporated organisation.
 - (c) Applicant can demonstrate it is financially sound.
 - (d) Applicant holds appropriate insurance/s to a value as agreed with the City.



City of Cockburn Guidelines: Community Funding for Community Organisations and Individuals

2. Project Selection Criteria:
 - (a) The project primarily serves residents and/or ratepayers of the City.
 - (b) The applicant can demonstrate it is financially sound or key personnel have demonstrated ability to manage the proposal for which funds are being sought.
3. Evaluation Criteria:
 - (a) The Project/Activity demonstrates innovation.
 - (b) The Project/Activity meets a community need, and can demonstrate how the project or activity outcomes will benefit the local Cockburn community.
 - (c) The applicant can demonstrate clear community involvement and support through the participatory budgeting process.
 - (d) Project/Activity gives consideration to sustainability principles as outlined in the Sustainability Policy.
 - (e) Risks posed to the community or the organisation can be mitigated, including safety and legal liability.
 - (f) The Project/Activity does not require commitment to ongoing funding from Council.
 - (g) There are sufficient resources available to meet community objectives for the life of the project.
 - (h) Project/Activity does not duplicate an activity already available in the local area.
 - (i) The Project/Activity is in accordance with eligibility criteria for applications from schools and other educational institutions.
 - (j) The Project/Activity attracts a financial and/or in-kind contribution.
4. Funding Conditions:
 - (a) Applications will be sought through the participatory budgeting process at a frequency and an allocation determined by Council.
 - (b) Consideration will be given to whether an organisation has been funded previously within the financial year.
 - (c) Projects are only eligible for once-off funding, and applicants cannot apply through other Council sources.
 - (d) Projects must start within six months of funding allocation and funding should be spent within 12 months of the project start date.
 - (e) The distribution of funding to approved projects will be in accordance with the participatory budgeting community voting process.
5. Elected Members are to be informed of the outcome of the applications for participatory budgeting funding.



City of Cockburn Guidelines: Community Funding for Community Organisations and Individuals

Minor Funding

The City also has provisions for minor funding contributions through allocations in the Grants and Donations budget allocation.

1. The majority of these fall under the following Delegated Authorities:
 - (a) LGASC2 Local Government Act, 1995 – Minor Funding (Small grants, donations and subsidies)
 - (i) Minor Donations
 - (ii) Subsidies
 - (iii) Minor Grants
 - (iv) Youth Reward and Recognition
 - (v) Donations to Schools – Reimbursements
 - (vi) Community Welfare Funding
 - (b) LGACS7 Local Government Act, 1995 – Funding Assistance for Community Associations
 - (i) Publication & Distribution of Newsletters
 - (ii) Cockburn Community Insurance Program
 - (iii) Hire of Council Community Centres & Halls
 - (iv) Resident Association Support

Minor Donations

No donation can be made to non-local groups or individuals (other than charitable groups). Excluding donations relating to point 4 below, there is a delegated authority to make donations of up to \$200 to individuals and groups, but only after consultation with the Mayor.

The following minor donations can be requested for consideration by the Manager, Community Development.

1. Up to six tip passes or equivalent rubbish removal costs for schools/welfare groups or vulnerable individuals with a disability undertaking an essential clean-up of their area.
2. The cost of hall hire less cleaning costs for School Award/Graduation functions in respect of halls under Council control, subject to the provisions of Part 7 of the City of Cockburn Consolidated Local Laws.
3. Half the cost of hall hire for local groups based in Cockburn and charitable groups, where the groups are conducting fundraising functions for purposes which may benefit the City and its ratepayers, subject to the provisions of Part 7 of the City of Cockburn Consolidated Local Laws.



City of Cockburn Guidelines: Community Funding for Community Organisations and Individuals

4. Donations of up to \$200 to individuals and groups after consultation with the Mayor.
5. On a dollar for dollar basis to match funds raised by City staff for benevolent purposes as approved by the Chief Executive Officer.

Subsidies

Bus Subsidy for not-for-profit community groups based in the City of Cockburn, servicing a significant number of Cockburn residents for 50% of bus hire costs (excluding City of Cockburn bus hire) up to \$100 per claim (maximum 1 claim per month and for a maximum of \$500 per financial year).

Minor Grants

To small grants programs approved by Council from time to time. This includes guidelines for the below Minor Grants program that is administered under the Delegated Authority LGACS2.

Environmental Education for Schools Grants

1. Eligibility Criteria:
 - (a) All primary and secondary schools within the City of Cockburn are eligible to apply.
2. Selection Criteria:
 - (a) A teacher or group of teachers must be nominated as a point of contact and to coordinate the funded activities. The City of Cockburn will provide assistance but will not coordinate the program.
 - (b) Demonstrate a commitment to incorporating environmental and sustainability principles into the school and local community, through existing school activities and participation in school, local or state programs.
 - (c) The grant is to fund sustainability and environmental educators to deliver activities, presentations or programs either at school as in-class sessions or off the school grounds as part of an excursion.
3. Funding Rounds:
 - (a) The funding is available annually, with the grant opening in early February and closing at the end of March.
4. Grant Limitations:
 - (a) Schools can apply for a maximum of \$1,000.



City of Cockburn Guidelines: Community Funding for Community Organisations and Individuals

5. Elected Members are to be informed of the outcome of the applications for Environmental Education for Schools Grants.

Youth Recognition and Reward

Youth Academic Assistance

To allocate funds for youth residing in the City of Cockburn to attend academic events.

1. Eligibility Criteria:
 - (a) Applicants must:
 - (i) be either studying full-time or part-time at an education institution recognised by the State or Commonwealth Government, and;
 - (ii) be 21 years of age or younger, and;
 - (iii) reside within the City of Cockburn.
2. Selection Criteria:
 - (b) Applications must:
 - (i) be in writing, advising of when the event is to occur and the costs likely to be paid by the applicant as a result of participation in the event, and;
 - (ii) include written evidence of selection or participation by the applicant from the organising group or a representative of the academic body with which the student is associated.
3. The funds are available for travel assistance to a maximum of \$350 to any one individual for an event, with the actual amount to be determined at the discretion of the Delegated Officer in consideration of the overall cost of the travel.

Youth Arts Scholarships

The funds are available for Youth Art Scholarships to a maximum of \$500 to any one individual, with the actual amount to be determined at the discretion of the delegated officer in consideration of the overall cost of the travel or study and previous applications in accordance with established criteria.

1. Eligibility Criteria:
 - (a) Any person aged 18 or younger as of the application closing date is eligible to obtain a Youth Art Scholarship in any one of the following categories:
 - (i) Travel - Individual
 - (ii) Further Study
 - (b) Applicants must be residents of the City of Cockburn.



City of Cockburn Guidelines: Community Funding for Community Organisations and Individuals

2. Travel – Individual Scholarships:
 - (a) These will be awarded to individuals who have been given the opportunity to study or perform within the arts arena interstate, overseas or outside the Perth metropolitan area.
 - (b) Travel - Individual Scholarships will be up to \$500.
3. Further Study Scholarships:
 - (a) These scholarships are designed to assist young people with fees, materials or similar who wish to pursue the arts in further study at a TAFE/University level or specialist Art high school such as John Curtin SHS or extracurricular arts based activity.
 - (b) Further Study Scholarships will be up to \$500.
4. Selection Criteria:
 - (a) Applicants who have shown initiative and endeavour to raise funds for themselves will be highly considered.
 - (b) These awards will be based on results obtained at your current school especially in the area of artistic talent, teacher recommendations, and school and community participation.
 - (c) Proof of enrolment/acceptance in a full time course will be required.
5. Funding Rounds:
 - (a) Applications are invited twice per year, closing at the end of March and September as advertised.

Donations to Schools – Reimbursements

The following items can be requested from schools located within the City boundaries for the reimbursement of costs for the items/activities designated. These are recorded as donations.

1. Upon receipt of an invoice from the Principal of any school within the boundaries of the City, for the supply of sand to that school, delegates are authorised to reimburse costs incurred for the supply and delivery, up to a maximum of 6m³ in any one year.
2. Each school in the municipality will be reimbursed the cost of one bus trip per year to the annual inter-school sports day.
3. The City will reimburse the cost of a maximum of 20 trees and shrubs per year up to a total value of \$200 to schools upon receipt of an invoice from the Principal.



City of Cockburn Guidelines: Community Funding for Community Organisations and Individuals

4. In the case of the City undertaking work for the improvement of school sports grounds, such work will be charged at cost, provided that the school will contribute one-half of the total cost of the work done and give assurance the sports ground will be available to the general public out of school hours.
5. The City will provide all schools within the City with a book voucher for presentation as an annual student graduation prize. The award (of a Community Service nature) is \$50 for Primary Schools and \$100 for Secondary Schools issued as a book voucher. An optional additional book voucher will be provided for a graduating Aboriginal and Torres Strait Islander (ATSI) student as per the City's Reconciliation Action Plan. An acknowledgement of the City at the presentation ceremony will be requested.

For items 1 – 4 above, all requests for reimbursements need to be emailed to customer@cockburn.wa.gov.au with the attached invoice and receipt showing that the school has purchased the applicable items and is seeking reimbursement from the City.

Graduation Prizes

For item 5 above, the City will contact all local schools each year seeking confirmation if they would like to receive the additional ATSI award and the book vouchers will be distributed prior to graduation each year.

Community Welfare Funding

To approve enrolment fees for identified disadvantaged children to enrol in Holiday Care Programmes.

1. Satisfactory evidence of the children's inability to pay fees required, prior to funding approval being given.

Funding Assistance for Community Associations

Publication & Distribution of Newsletters

1. Local Resident Associations are eligible for a subsidy under this program if the following conditions are met:
 - (a) A draft copy of the publication is provided for approval;
 - (b) The newsletter must be widely available and free of charge to those who live in the area;
 - (c) The newsletter must not promote the individual interests or platform of an Elected Member or an individual who is seeking election to Council;



**City of Cockburn Guidelines:
Community Funding for Community Organisations and Individuals**

- (d) Articles must be accurate and factual to the best of their ability and provide a balanced view of the issue considered.
- (e) The publication and distribution cost (printed or electronic) will be subsidised by an agreed amount up to \$4,200 annually.

Cockburn Community Insurance Program

1. Resident Associations and not-for-profit community groups are eligible to apply for an insurance subsidy under this program if the following conditions are met:
 - (a) It can demonstrate it is a local Residents Association;
 - (b) The group is affiliated with (a member of, or relationship with) a local Resident Association;
 - (c) The group is a not-for-profit group which can demonstrate that they are providing a community benefit to Cockburn residents and that it has no more than \$5,000 in annual net profit generated from (a) core business or (b) donations or sponsorships for operational costs;
 - (d) The group or organisation does not have the option to affiliate to a peak body or State/National organisation with insurance provisions, and/or cannot access insurance cover by other means;
 - (e) The group or organisation is not a religious body or a political interest group or party.
2. Subsidy Conditions:
 - (a) Eligible associations or groups can apply for Public Liability and Volunteer Accident Insurance of up to \$10 million, or up to \$20 million where the organisation leases a City facility.
 - (b) All applicants will need to accept the insurance coverage period is from 1st October – 30th September annually.
 - (c) All applicants must complete an insurance application form and provide current financial statements.
 - (d) The applicant commits to notifying Community Development staff of any changes to information provided on the application form as well as any new events/activities.
 - (e) The applicant commits to reapplying and providing updated insurance information annually in July to ensure the City's insurer has the correct information.
3. Participation of each association or group in the Cockburn Community Insurance Program will be reviewed annually by the City.



City of Cockburn Guidelines: Community Funding for Community Organisations and Individuals

Hire of Council Community Centres & Halls

1. Resident Associations or a group affiliated with a Resident Association (member of, relationship with) are eligible to apply for:
 - (a) Funds to cover the cost of hall hire for up to 12 meetings per financial year for Cockburn Resident Association meetings.
 - (b) Funds to cover costs for storage if required and available.
 - (c) Funds to cover cost of facility hire when running community events up to a maximum of 6 events per financial year.
2. Not-for-profit organisations are eligible to apply for:
 - (a) Funds to cover the cost of facility hire when running community events that benefit the local Cockburn community for up to a maximum of 6 events per financial year where:
 - (i) The group has no more than \$5,000 in annual net profit generated from (a) core business or (b) donations or sponsorships for operational costs; and
 - (ii) The group is not a religious body or a political interest group or party.

Resident Association Support

Resident Associations are eligible to apply for:

1. Funds to cover costs for PO Box hire each financial year.
2. A once-off donation of \$1,000 for the establishment of a resident association for the purpose of a facility bond, float, signage, logo, stationery.



City of Cockburn Guidelines: Community Funding for Community Organisations and Individuals

Schools and Educational Institutions

The City receives requests from Schools, Parents and Citizens (P&Cs), and Parents and Friends Associations (P&Fs) for funding and reimbursements for the cost of certain items/activities.

School Specific Application Criteria

1. Applications from Schools, P&Cs, P&Fs and other educational institutions must be in accordance with the eligibility for the funding category they are applying for, and satisfy the following additional criteria:
 - (a) There is an identified community need for the project or activity.
 - (b) The project or activity is extra-curricular and accessible to the wider Cockburn community outside of school hours (clearly outside the Education Department's area of responsibility).
 - (c) There is a financial or in-kind contribution of at least 50% or more to the project or activity.

Reimbursements

The following items can be requested from schools located within the City boundaries for the reimbursement of costs for the items/activities designated. These are recorded as donations, as per the Minor Donations criteria.

1. Costs incurred for the supply and delivery of sand, up to a maximum of 6m³ in any one year.
2. Cost of one bus trip per year to the annual inter-school sports day.
3. Cost of a maximum of 20 trees and shrubs per year up to a total value of \$200.
4. In the case of the City undertaking work for the improvement of school sports grounds, such work will be charged at cost, provided that the school will contribute one-half of the total cost of the work done and give assurance the sports ground will be available to the general public out of school hours.
5. The City will provide all schools within the City with a book voucher for presentation as an annual student graduation prize. An optional additional book voucher will be provided for a graduating Aboriginal and Torres Strait Islander student as per the City's Reconciliation Action Plan. An acknowledgement of the City at the presentation ceremony will be requested.

17.3 MULTIPLE DOG APPLICATION - 6 WALBA PLACE COOGEE

Author(s)	M Emery
Attachments	1. Community Objections ↓ 2. Location Map ↓

RECOMMENDATION

That Council reject the Multiple Dog Application dated 10 October 2019 from Maria Greenwood of 6 Walba Place, Coogee, to keep four (4) dogs at the property.

Background

The City has received an application from a resident at 6 Walba Place, Coogee to approve the housing of four dogs.

Pursuant to the City's Consolidated Local Law 2000, Division 3, part 2.9, owners or occupants within the City of Cockburn require approval to keep more than two dogs over the age of three months.

Applicants must be able to demonstrate that there are no bona fide objections prior to approval being granted.

According to the Council's Delegated Authority, LGACS11 – "Applications to Keep More Than Two (2) Dogs at a Residential Property", in the event that any objections are received, then an applicant may not keep more than two dogs without the specific approval of Council.

During the course of public consultation relating to this application, the City received five objections. As a consequence, the application to keep more than two dogs at 6 Walba Place, Coogee is presented to Council for consideration.

Submission

N/A

Report

In accordance with the City's Local Law, the owner of 6 Walba Place, Coogee has sought retrospective approval to home four dogs on the property. The dog breeds are:

Dog 1	Toy Poodle
Dog 2	Toy Poodle
Dog 3	German Shephard
Dog 4	German Shephard

Retrospective approval was only sought after Rangers were alerted to the dogs residing at the address, due to community complaints relating to ongoing dog barking.

Neighbouring properties were notified of the application, pursuant to the terms outlined within the City's Local Law. City Officers received five submissions (attached within Attachment 1) from neighbouring properties. All submissions opposed approval of the application.

The size of the property and the overall security of the backyard were investigated by City Rangers and were considered adequate for the basic welfare of the dogs.

During 2019, a neighbouring resident undertook a series of barking dog diaries, due to alleged nuisance caused by the dogs subject to this application.

Based on previous history and neighbouring property owner complaints and objections, the recommendation is that this application be rejected.

It should be noted that if the matter is referred to the State Administrative Tribunal, City Officers are able to act on behalf of Council to mediate an outcome throughout proceedings.

Strategic Plans/Policy Implications

Community, Lifestyle and Security

Provide safe places and activities for residents and visitors to relax and socialise.

Leading and Listening

Deliver sustainable governance through transparent and robust policy and processes.

Budget/Financial Implications

N/A

Legal Implications

City of Cockburn Consolidated Local Law 2000, Division 3 part 2.9.

Community Consultation

As part of the application process, City Officers wrote to neighbouring homes within 50 metres of the applicants address.

The City received five submissions in relation to the application to keep the four dogs at 6 Walba Place, Coogee. All five submissions were against the application.

Submissions are hereto attached as Attachment 1. Identifiable details of the submissions have been redacted.

Risk Management Implications

If approval is given, there may be adverse community reaction for all future instances of nuisance dog behaviour from the property. Accordingly, there is a “Substantial” level of possible “Brand/Reputation” risk associated with this item.



Advice to Proponent(s)/Submitters


The Proponent and those who lodged a submission on the proposal have been advised that this matter is to be considered at the 14 May 2020 Ordinary Council Meeting.

Implications of Section 3.18(3) *Local Government Act 1995*

Nil

Objection	Submission
Objection 1	<p>Dear Tamara,</p> <p>Having received your letter requesting the approval for the keeping of four dogs at number 6 Walga Place , I strongly object .</p> <p>As it now stands I have direct neighbours on three sides of my home with each having two dogs and another two dogs opposite my home.</p> <p>This is a total of eight dogs , I am a person who likes dogs but another two on top of this is unacceptable , the house in questions dogs can be quiet loud at times</p> <p>Another two I'm afraid would only be worse. Please keep my objection confidential as I don't wish to be at odds with neighbours</p> <p>Thank you for my letter,</p> <p>Kind Regards [REDACTED]</p>
Objection 2	<p>I am responding to an application for the residents of 6 Walba Place Coogee for the application of more than 2 dogs and live at [REDACTED] with my Wife and 2 teenage sons.</p> <p>We categorically oppose this application and find it absurd that the Cockburn councils policy of contacting neighbours to either oppose or agree to a suburban household to have 4 dogs.</p> <p>The council must be forthright in having a two dog limit in a built up residential area. To put a resident in a position where a neighbour or neighbours could fear retribution iif they do not concur with an application is very weak from our council.</p> <p>My wife, youngest son and I are dog lovers and wish we could have a dog, unfortunately my oldest son who has cerebral palsy, epilepsy and an intellectual disability is absolutely frightened of them. His fear of dogs were increased when 3 of the dogs at 6 Walba place where running free in the street and aggressively entered our property where my son was outside. The level of anxiety that this created was extreme to the point that we called the ranger and sedate him. This report should be on file and the council was made aware that there were 5 dogs on the property at that point in time between 18 months and 2 years ago.</p> <p>This episode has undone so much work we put in to try an desensitise him. He would not go out the front of the house for at least 3 months and is still not comfortable. There has been a number of times the dogs have been roaming the street and aggressively come at you if you are out the front of your house.</p> <p>Both my sons are unable to go out the front with out the dogs barking at them. They can not ride their bikes in the cul-de-sac or play on the front lawn with out the constant barking. Every time this occurs my oldest son comes inside as his anxiety levels increase.</p> <p>Every morning before 6am the dogs start barking waking our household which is not helpful when you are carers for a disabled son. His sleep is absolutely critical for his epilepsy and barking dogs this early is both inconsiderate and in this circumstance not what an epileptic needs.</p> <p>My wife and I work very hard and long hours outside of caring for our children. To be woken up this early every day is taking its toll.</p> <p>We have had enough of putting up with these inconsiderate neighbours and their</p>

	<p>dogs. We are tired of the council sitting on their hands and letting their rate payers put up with irresponsible dog owners who don't exercise their 4 dogs and wonder why they bark all day. We are disgusted that the council would put residents in the firing line of less than desirable neighbours who will have no problem in becoming difficult if their request is denied.</p> <p>If the request for 4 dogs is approved by the council, we will be taking this further through a disability advocacy group. Enough is enough.</p> <p>The residents at 6 Walba place have no regard for the well being of their neighbours and the anxiety they have contributed to an intellectually disabled person. The resident has had more than 2 dogs for as long as I can remember. The fact that they deny it shows the integrity of their entire family and the fact that the council has taking this long to do something about it is ridiculous.</p> <p>Regards</p> <p> Walba Place Coogee</p>
Objection 3	<p>Hello,</p> <p>Thank you for your letter regarding the 6 Walba Place requesting 4 dogs at their property.</p> <p>We are absolute in objecting to this application request, as the dog there is already barking too much. Other neighbours if they received letters will say the same the dog barks all day.</p> <p>I work from home 3 days a week, there is no way more dogs would be acceptable, especially in a residential area. Other than a rural property, why would anyone need 4 dogs???</p> <p>If you let one house have 4 dogs then all houses should be allowed. Plus I don't want additional dog poo left on my lawn, poo bags thrown in our bins. More parks that have children's playgrounds (not fenced off) converted to official dog parks and dogs off leads and uncontrolled by owners.</p> <p>Please keep our name and address confidential for this application, but we are happy to discuss further with City of Cockburn Services above.</p> <p>Thank you.</p> <p>Regards, The Owners and Occupier  Longreach Parade, Coogee</p>
Objection 4	<p>Your reference R19/06416</p> <p>RE: Application for the the keeping of more than 2 dogs at 6 Walba Place,</p>

	<p>Coogee WA 6166.</p> <p>I am writing in response to your letter dated 22 October 2019. I wanted to express concerns and an objection to the application. My reservations are:</p> <ol style="list-style-type: none">1. Noisy and barking dogs - For the duration of the tenancy of the applicants at 6 Walba Place we have had concerns about the barking. This has been by a number of different dogs on the property and has impacted on the peaceful enjoyment of our own property. The barking occurs both during the day and at night, The owners seems to have very little capacity to manage barking and distressed howling of dogs on their property. An increase in the number of dogs on the property increases the chance of disruption to us.2. Concerns about the capacity of the applicant to be consistently responsive to concerns of their neighbours - We doubt the occupants of 6 Walba are consistently aware of the impact of their barking dogs on other neighbours. In the past when we have complained to the applicants and they have been only temporarily able to reduce the noise. It is our belief that any responsiveness is to reduce complaints rather than any true consideration of negative impact on others. <p>As we are both elderly and have health concerns we would appreciate your careful consideration of our reservations and request for confidentiality.</p> <p>Yours Sincerely</p> <p></p> <p>Sent from my iPad</p>
Objection 5	

Walba Place
COOGEE WA 6166

28 October 2019

Email: rangercustomerservice@cockburn.wa.gov.au

Private & Confidential

Ranger Customer Service
City of Cockburn
PO Box 1215
BIBRA LAKE DC WA 6065

Dear Sir/Madam

Your ref: R19/06416

Application from Owners of 6 Walba Place, Coogee to keep more than 2 dogs

We refer to your letter dated 22 October 2019 in respect of the abovementioned application.

We strongly oppose the approval of more than 2 dogs (being two German Shephard dogs) at 6 Walba Place, Coogee for the following reasons:

1. These two German Shephard dogs are aggressive and dangerous. I was attacked by these two dogs on 9 September 2019, and my Statement was emailed to Ranger Isaac at the City of Cockburn, of which will be on your records. This was a very distressful incident, which left me shaken and petrified every morning when I step outside my home.
2. Excessive barking at very early hours of the morning and then throughout the day.
3. Excessive barking every time a car/person enters/exits our street.
4. Excessive barking every time we are out in our front garden.
5. Excessive howling, as these dogs are rarely exercised and always kept in a confined paved/concreted area at the Owners' property.
6. The aggressive and territorial nature of these dogs, as they have not been socialised at all.
7. The negative impact on the wellbeing of ourselves and our neighbours in not having quiet enjoyment of our homes/properties.

Please note that these dogs have lived at 6 Walba Place, Coogee since they were puppies, and over this time they have been a continual disturbance and nuisance to us and our neighbours as outlined above. Several of our neighbours have complained to the Council in the past, of which complaints have largely been ignored.

Due to the threat of another serious aggressive attack and the nuisance reasons outlined above, we request that the City of Cockburn act swiftly and proceed to enforce removal of these two German Shephard dogs from 6 Walba Place, Coogee before someone is seriously injured.

We look forward to receiving confirmation of receipt of this objection and what action is to be taken.

Yours faithfully



18. EXECUTIVE DIVISION ISSUES

18.1 DRAFT STRATEGIC COMMUNITY PLAN 2020-2030

Author(s) G Bowman

Attachments 1. Draft Strategic Community Plan 2020-2030 [↓](#)

RECOMMENDATION

That Council endorse the proposed Draft Strategic Community Plan 2020-2030 for public comment.

Background

The Strategic Community Plan major review is currently underway, with the last major review having been conducted in 2016. The community engagement was completed in 2019 with the draft Strategic Community Plan now ready to be advertised for a public comment period. This is the final step in the community engagement, as the community has already been acknowledged and informed of community feedback received through the consultation process in 2019.

Submission

N/A

Report

The Community Engagement Plan for the major review of the Strategic Community Plan included a range of community engagement methods to ensure the community had a good opportunity to have input into the review of the Plan.

The majority of the community engagement is now complete and the City was pleased to have heard from a total of 2491 people during the consultation period between August and November 2019. The Consultation findings summary was released on Comment on Cockburn in April 2020 and also included an update on the review process.

Following the analysis of the community consultation results and consultation with Elected Members, the Draft Strategic Community Plan has now been prepared. The final stage of the community engagement process is for Council to endorse the Draft Strategic Community Plan 2020-2030 for the purpose of public comment.

This enables the community to make any further comments or seek further information before the plan is final.

By advertising the Draft Strategic Community Plan, Council will also have the opportunity to gather further feedback and make changes before adopting a final plan.

If the majority of feedback is positive or minor changes are required, the draft plan will reflect community validation of the Council's objectives.

The Corporate Business Plan, Long Term Financial Plan and Workforce Plan reviews all hinge on the acceptance of the priorities, outcomes and objectives included in the Draft Strategic Community Plan. It is therefore important that the Draft Strategic Community Plan is advertised and then subsequently adopted by Council in a timely manner, to enable the review of all the corporate plans within required timeframes.

The Community Engagement Plan included up to a three week public comment period to provide the community with the opportunity for final comment. The draft plan will be advertised in the local newspapers, Comment on Cockburn, through local residents' groups, not for profit groups, sporting groups, businesses, reference groups and other relevant City database contacts for groups. This timeframe will also provide adequate time for consolidation of comments, and minor changes to the Draft Strategic Community Plan, prior to it coming back to Council for final adoption at the end of the financial year.

Strategic Plans/Policy Implications

Economic, Social and Environmental Responsibility

Create opportunities for community, business and industry to establish and thrive.

Leading and Listening

Listen to and engage with our residents, business community and ratepayers with greater use of social media.

Deliver sustainable governance through transparent and robust policy and processes.

Budget/Financial Implications

The budget for Strategic Community Plan community engagement allows for the cost of advertising of the draft Strategic Community Plan 2020–2030 for further public comment.

Legal Implications

Regulation 19C of the *Local Government (Administration) Regulations 1996* refer.

Community Consultation

The City undertook a significant amount of community engagement to inform the major review process. The City used the “Comment on Cockburn” consultation platform and also mailed surveys to over 10,000 residents and businesses. We were pleased to receive 2301 survey responses from both residents and businesses. There were over 1,000 site visits to Comment on Cockburn. Face to face consultation workshops were also held, which involved community members and reference group members. The City also held three drop in listening posts at Spearwood and Success Libraries, and at the ARC. The City heard from a representative sample of the Cockburn community with a total of 2491 people participating in the survey and face to face consultation processes.

Key Consultation Findings

The community identified the following community priorities for the next decade.

City Growth

The top three priorities identified under City Growth were:

- Local employment opportunities
- Planning for the future
- Revitalisation of the City’s older suburbs

Other City growth focus areas include:

- Managing population and housing density increases and the need to retain a desirable living environment
- Increasing the number of local employment opportunities, particularly for young people
- Upgrading parks and local infrastructure

Moving around the City

Under Moving Around, the top three priorities were:

- Improved public transport options, including better connected and more frequent buses
- Traffic congestion and freight movement
- Road safety

Other Moving Around focus areas include:

- Improved parking
- Cycleways
- Footpaths
- Managing the impacts of all the major roadworks

Community, Lifestyle and Security

Residents felt security and community safety was the top priority in this area; it was three times more likely to be mentioned first in the survey than any other area.

The following priorities were seen to be equally important:

- Accessible and inclusive community services
- Recreation and leisure
- Health Services.

Importantly, cultural heritage was particularly important and second to safety for people identifying as Aboriginal.

Economic, social and environmental responsibility

The top three priorities identified were:

- Sustainability,
- Bushland, wetland and coastal natural area protection
- Open spaces and parks accessible to everyone.

Other priorities identified under this area included:

- Increasing the urban tree canopy
- Climate change, which was particularly important to people under the age of 25.

Leading and Listening

Under Leading and Listening, the top three priority areas identified were:

- Governance
- Community engagement and consultation
- Customer service

Financial sustainability and asset management was also seen as a priority.

The community consultation findings and the Elected Members consultation processes have been utilised to develop the draft Strategic Community Plan 2020-2030.

Risk Management Implications

If Council does not endorse the draft plan for advertising at this meeting, there will be insufficient time to inform the community of a draft before the final plan is presented to Council for adoption. If the community do not see a draft plan and are presented with a final plan only, there may be a minor risk of reputational damage due to not following the community engagement plan.

Deferral of advertising a draft may result in Council not meeting its legislative requirement to have a new Strategic Community Plan adopted by the middle of this year.

Advice to Proponent(s)/Submitters

N/A

Implications of Section 3.18(3) *Local Government Act 1995*

Nil



City of Cockburn
Strategic Community Plan
2020–2030 **DRAFT**



Cockburn
the best place to be

cockburn.wa.gov.au

Content

Summary	3
Introduction	4
Our Unique City	5
A Snapshot of our City	6
Success	8
Key Achievements 2016 – 2020	8
Awards and Recognition	9
Challenges Ahead	10
Community Consultation	11
Our Values enable our Vision	14
Our Vision	15
What we will look like by 2030	16
Our Strategic Objectives	17
Local Economy	17
Environmental Responsibility	18
Community, Lifestyle and Security	19
City Growth and Moving Around	20
Listening and Leading	21
Measurement	22
Taking a 'Pulse' – Perception Surveys	22
Corporate Planning Framework	26
Risk	27



Acknowledgement of Country

The City of Cockburn would like to acknowledge the Nyungar people who are the traditional custodians of this land. We would like to pay respect to the Nyungar Elders past, present and future and extend that respect to all Aboriginal Australians.



Summary

The Strategic Community Plan encompasses the period 2020 to 2030.

The plan is reviewed every two years with a formal review, including community consultation, every four years. This plan includes feedback from consultation that occurred in 2019/20.

The plan has been prepared in accordance with the Integrated Planning and Reporting Framework and Guidelines issued by the Department of Local Government, Sport and Cultural Industries.

Population forecasts indicate that the City continues to grow at 1.5 per cent to 2.5 per cent per annum and remains a 'growth' council. This will result in approximately 31,000 more people calling Cockburn home over the life of this plan.

Community aspirations have been listed under the Community Consultation section of the document and recognised in the strategic objectives. They are grouped around five key outcomes:

Local Economy	A sustainable and diverse local economy that attracts increased investment and provides local employment.
Environmental Responsibility	A leader in environmental management that enhances and sustainably manages our local natural areas and resources.
Community, Lifestyle & Security	A vibrant, healthy, safe, inclusive and connected community.
City Growth and Moving Around	A growing City that is easy to move around and provides great places to live.
Listening and Leading	A community focused, sustainable, accountable and progressive organisation.

These are further elaborated and priorities reflected in the Corporate Business Plan.



Introduction

The Strategic Community Plan 2020 – 2030 sets the City's direction and lists our strategic objectives and aspirations. It reflects the priorities of our community and builds on our history and the previous plans to shape our community. This document contains our major achievements and awards since the last Strategic Community Plan was published four years ago, as well as the challenges we face over the next ten years. At this time our greatest challenge is the COVID-19 pandemic, this crisis has adversely affected many people and businesses in the Cockburn community. We will continue to support each other during this difficult time so we can ensure recovery from the significant economic, social and community impacts this has had.

This plan states our revised vision to make Cockburn the best place to be and includes our values which enable this vision. It lists our high level objectives under five key outcomes. We've included the framework and model under which we plan and the key outcomes of our community consultation. Other information such as a snapshot of what the City looks like now, how it will change over the next ten years, relevant demographic data and a statement about how we deal with risk are also included.

The heart of any community is its people. Thank you to everyone who participated in our community consultation, your feedback is both welcomed and valued.

Importantly, listening to and hearing the views of the wider community informs and helps us to work together to fulfil our vision for the future. The City looks forward to working with our community over the next ten years.

Logan K. Howlett, JP
Mayor



Our Unique City

The City of Cockburn has many unique advantages, both natural and built, that make it 'the best place to be':

Cockburn

the best place to be *for lifestyle and community*



Cockburn

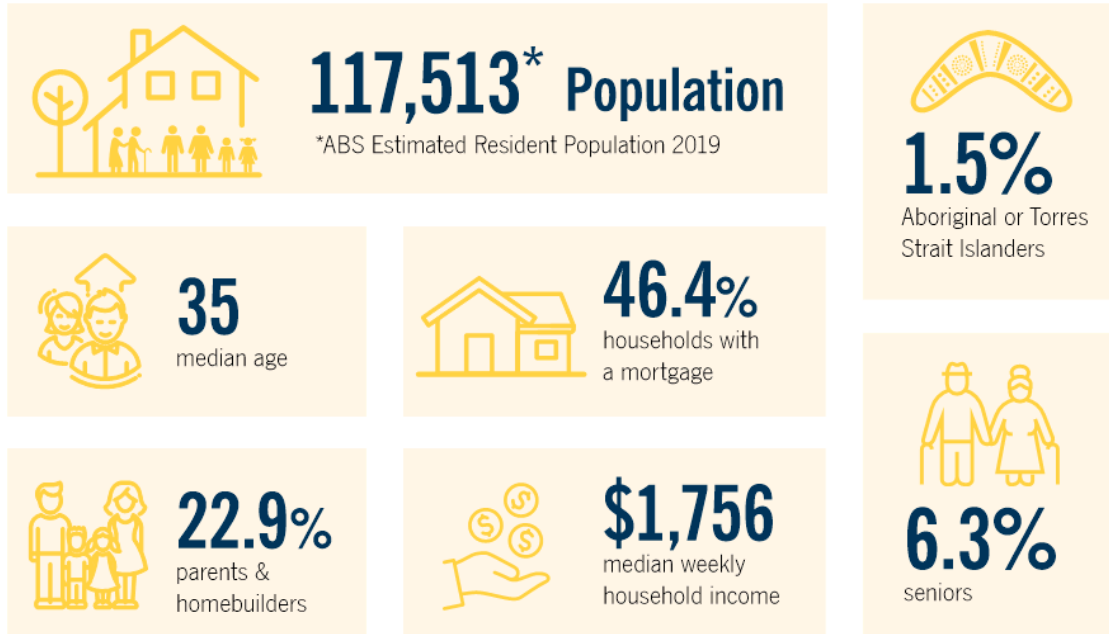
the best place to be *for growth and jobs*






A Snapshot of our City

Based on Australian Bureau of Statistics 2016 Census data.



The most common countries of birth.





Based on the City of Cockburn Annual Report 2018–19.

Over
12,000m²
new pathways and cycleways

67,107 plants used
to revegetate 4.8 hectares
of degraded bushland

56,200 visits
to Comment on Cockburn
community consultation website

25 average
number of daily jobs
attended by rangers

18,182
Facebook followers

806
development
applications assessed

23%
of power for
council
buildings
generated
from solar
photovoltaic
systems

5,850 tonnes
of waste diverted from
landfill and recycled

893
kilometres of
verges maintained

82 average number
of daily visits at Cockburn
Seniors Centre

75%
of participants in the HEAL
program lost weight

\$1.35m
available via Cockburn
Community Fund

\$1.25 billion
value of City's net assets





Success

Key Achievements 2016 – 2020

City Growth

- Completion of urban revitalisation planning strategies
- Achieved land sales in excess of \$25M in the past 4 years
- Establishment of the City's Design Review Panel in March 2017
- New integrated online planning application lodgement and approval delivery platform
- Creation of Business Engagement Officer position and associated business support activities.

Moving Around

- Redesigning the Armadale Road and North Lake Road highway arrangements through Cockburn Central, and securing Federal Government funding
- Successful Community Connect South Campaigns (three) – to secure funding for Armadale Road duplication and bridge
- Successful advocacy for freeway widening projects
- Continuing improvements to roads, footpaths and bicycle network.

Environmental

- Leader across Local Government in WA in the areas of environmental health
- Completed roll-out of garden waste bin
- Establishing a 20 year contract with an energy from waste facility
- Continued investment in renewable energy infrastructure such as photovoltaic cells on many of the City's buildings
- New parks infrastructure such as the Bibra Lake Regional Playground, Coogee Maritime Trail and Walliabup Skate Park facilities.

Community, Lifestyle, Security

- Opening of the \$109M award winning Cockburn Aquatic and Recreation Centre
- Commencement of RYDE Youth Driver education program
- Completion of new community buildings, including the Cockburn Community Men's Shed, Cockburn Bowling and Recreation Facility, Jandakot Volunteer Bushfire Brigade facility, and Lakelands Hockey and Sporting Facility
- Finalisation of Community, Sport and Recreation Facilities Plan
- Development of CCTV network to include more than 450 cameras
- City's first Women's Health Expo in 2018 and Act Belong Commit partnership
- Review of CoSafe mobile security service to increase patrols at peak times.

Listening and Leading

- New award winning accessible corporate website
- Reviewed the Community Engagement Framework
- Developed the Digital Smart City Strategy and Smart Region innovation projects.



Awards and Recognition

Award or Agency	Place and Category
Australasian Leisure Management 2019	Winner, Local Government Award – Cockburn ARC
Department of Fire and Emergency Services, Volunteer Employer Recognition Awards	Gold Award Status, recognition of the delivery of emergency services in Western Australia
Department of Planning, Lands and Heritage	Winner, Coastal Planning Award – Cockburn Sound Coastal Alliance for the Cockburn Sound Coastal Vulnerability and Flexible Adaptation Pathways project
Heart Foundation	State Winner, Councils with populations greater than 50,000
Institute of Public Administration Australia (IPAA) WA	Gold Award Winner, Best Practice in Collaboration – Cockburn ARC (in conjunction with Fremantle Football Club and Curtin University)
Regional Awards of Excellence – Strategic Planning Award	Winner, Community, Sport and Recreation Facilities Plan
Neighbourhood Watch	Gold, Local Government Participation Awards
Water Corporation	Gold Waterwise Council Status – Environmental Services
2018 Infinity Awards	Commended, Community Waste Award
Australian Sport, Recreation and Play Industry Awards 2018	Overall Winner, Australian Sport, Recreation, Play Innovation Award – Cockburn ARC
Basketball WA Gala Awards 2018	Winner, Community Program of the Year 2018 – Cockburn Youth Centre
Regional Capitals Alliance of WA 2018	Overall Winner, Most Accessible Community in Western Australia 2018
Public Health Advocacy Institute of WA	Overall State Winner, 2016 Children's Environment and Health Local Government Report Card Project



Challenges Ahead

At the time of preparing this reviewed plan, the world is experiencing unprecedented challenges caused by the COVID-19 pandemic. This emergent social and economic crisis is demanding new and evolving responses from Local Governments. In supporting our community through this challenging situation, the City is focused on areas such as public health and wellbeing, support for vulnerable people, financial relief, and supporting local businesses and the economy.

Economic Challenges

Australia's unemployment rate is predicted to rise to 10 percent as a result of the global recession from the pandemic. This will significantly impact economic growth and increase the need for the City to actively support local businesses and industry to continue to provide local employment opportunities.

Environmental Challenges

Climate change impacts have been identified as a key factor for future planning. The City will need to be prepared for possible sea level rise and increasing erosion impacts on vulnerable coastal areas, increased temperatures, and a drying climate. The loss of the City's tree canopy, reduction in groundwater availability and bushfire mitigation are also key challenges.

Community, Lifestyle and Security Challenges

Services to enhance safety and security and services to support our ageing, culturally diverse and growing community continue to be important priorities. The City will need to assist the community as demand for responsive, social support and mental health services increases as the pandemic continues.

City Growth and Moving Around Challenges

Traffic congestion will continue to be a priority area for the City due to population growth. It is anticipated that car driving behaviour change, improvements to public transport, and improvements to transport networks will reduce traffic congestion.

Listening and Leading Challenges

Financial sustainability challenges will continue, including pressure for rate capping, increasing ratepayer expectations and demand to decrease 'red tape'. Society will go through a significant digital transformation journey over the next 10 years. Managed well, this will enable new innovative products and services that will transform everyday life, drive efficiency and safety, create productivity gains and allow better decision making.



Community Consultation

Community consultation is central to the City of Cockburn's planning processes. In preparing the new Strategic Community Plan (SCP) 2020–2030, the City undertook extensive community consultation between August and November 2019. The consultation activities were widely advertised through the local newspaper, the City's website and social media channels, with information about the Strategic Community Plan prepared in English, Filipino, Mandarin and Italian.

The consultation specifically sought feedback on:

- The City's vision
- Community priorities within each area of the SCP
- Any new or emerging issues the City should consider.



Community Survey

Central to the consultation process was a survey, delivered online and in hard-copy format to a random sample of 10,000 households in the City. Broadly, all residents, ratepayers and business owners were invited to complete the survey on the Comment on Cockburn website. Community, recreation and cultural groups were also emailed a link to the survey.

The survey received an excellent response with 2,301 people participating and all sections of the community represented. The survey results were considered reliable and representative of the City's diverse population.

Community Workshops and Listening Posts

In all, 190 people participated face-to-face through workshops, community and reference group meetings, one-on-one discussions and a series of 'listening posts' held at Cockburn ARC and the Spearwood and Success libraries. The City hosted a sundowner for community and sporting groups, where more than 60 people attended and provided valuable input on important considerations as the City plans for the next ten years.

A total of 2,491 community respondents have provided a range of suggestions for the City to focus on over the next decade as summarised on page 12.

Community Consultation Snapshot

Between August and November 2019, we asked our community what their 10 year vision and priorities were for our City. Here's a snapshot of what we heard:



City Growth

The top three priorities identified were:

- Local employment opportunities
- Planning for the future
- Revitalisation of the City's older suburbs.

Other City Growth focus areas include:

- Managing an increase in population and housing density and the need to retain a desirable living environment
- Increasing the number of local employment opportunities, particularly for young people
- Upgrading parks and local infrastructure, including those for young people.



Moving around the City

The top three priorities identified were:

- Improved public transport options, including better connected and more frequent buses
- Traffic congestion and freight movement
- Road safety.

Also important to residents were:

- Improved parking
- Cycleways
- Footpaths
- Managing the impacts of all the major roadworks.



2,301
responses



Workshops



Listening posts



Face to face meetings



Email submissions and surveys



Community, lifestyle and security

Residents felt security and community safety was the top priority, being three times more likely to be mentioned first in the survey than any other area.

The following priorities were seen to be equally important:

- Accessible and inclusive community services
- Recreation and leisure
- Health Services.

Cultural heritage was particularly important and second to safety for people identifying as Aboriginal.



Economic, social and environmental responsibility

The top three priorities identified were:

- Sustainability
- Bushland, wetland and coastal natural area protection
- Open spaces and parks accessible to everyone.

Other priorities identified included:

- Increasing the urban tree canopy
- Climate change, which was particularly important to people under the age of 25.



Listening and leading

The top three priorities identified were:

- Governance
- Community engagement and consultation
- Customer service.

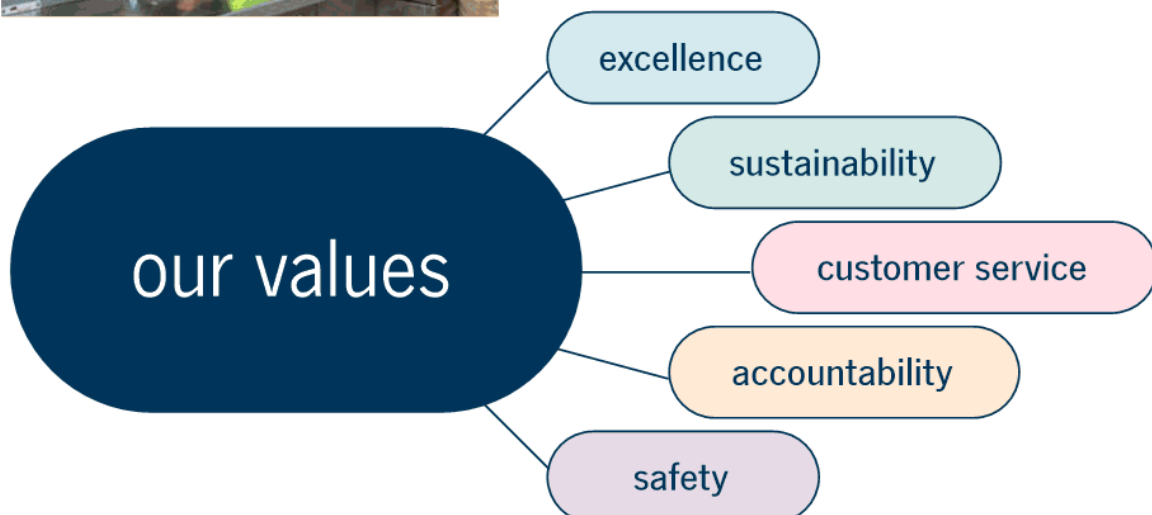
Financial sustainability and asset management was also seen as a priority.

These community priorities were utilised in the development of the Strategic Community Plan 2020–2030.



Our Values enable our Vision

We seek to have all employees think and act according to five values. These values influence our workforce culture and assist our staff to deliver quality customer service.



Our Vision

Cockburn

the best place to be





What we will look like by 2030

The City of Cockburn's population continues to grow with an increase of 26.4 per cent expected by 2030, resulting in 31,032 new residents and a population of almost 150,000. The greatest population change for the City of Cockburn is forecast for the period from 2022 to 2026, which is expected to have a net increase of 14,506 people. The number of children aged 0 to 4 years is expected to increase by 21.6 per cent from 8,811 in 2019 to 10,713 by 2030. The number of people aged over 65 years is expected to increase by 42.9 per cent from 13,582 in 2019 to 19,404 by 2030.

By 2031 there will be 59,954 dwellings in the City of Cockburn. One and two person households will be the dominant household type by 2031. 22.5 per cent of all households will be single person households by 2031.



Our Strategic Outcomes and Objectives

Local Economy

A sustainable and diverse local economy that attracts increased investment and provides local employment.

1.1

Plan for and facilitate opportunities for local business (including home business and sole traders), local activity centres and industry to thrive.

1.2

Build local business capacity through partnerships, networks and skill development.

1.3

Advocate for and attract investment, economic growth, and local employment.

1.4

Ensure the City is 'easy to do business with' through improved business focused processes.

1.5

Support and promote the benefits of buying locally.

1.6

Facilitate a thriving tourism and ecotourism industry.

1.7

Facilitate and advocate for the provision of a full range of education and training opportunities.



Environmental Responsibility

A leader in environmental management that enhances and sustainably manages our local natural areas and resources.

2.1

Sustainably manage our environment by protecting and enhancing our unique natural coast, bushland, wetlands and native wildlife.

2.2

Improve our urban forest and streetscapes across the City.

2.3

Provide accessible high-quality open spaces and parks for community benefit.

2.4

Sustainably manage water, energy and other resources and promote the use of environmentally responsible technologies.

2.5

Minimise the City's waste to landfill through reducing, reusing, re-purposing, re-gifting and recycling of waste.

2.6

Reduce adverse outcomes arising from climate change through planning, adaptation, mitigation, infrastructure and ecological management.



Community, Lifestyle and Security

A vibrant, healthy, safe, inclusive and connected community.

3.1

Provide a diverse range of accessible, inclusive and targeted community services, recreation programs, events and cultural activities that enrich our community.

3.2

Facilitate and advocate for increased community safety.

3.3

Foster local community identity and connection through social inclusion, community development, and volunteering opportunities.

3.4

Facilitate and support health and well-being outcomes for our community.

3.5

Recognise and celebrate the significance of cultural, social and built heritage including local indigenous and multicultural groups.

3.6

Provide community, sport, recreational, and cultural facilities and infrastructure to meet community needs.



City Growth and Moving Around

A growing City that is easy to move around and provides great places to live.

4.1

Plan to provide residents with great places to live, activated social connections and high quality open spaces.

4.2

Sustainably revitalise urban areas to deliver high levels of amenity and to cater for population growth.

4.3

Develop Cockburn Central as our City centre and strengthen local area localities through planning and activation.

4.4

Plan and facilitate diverse and affordable housing choices for residents and vulnerable communities.

4.5

Advocate and plan for reduced traffic congestion.

4.6

Plan, develop and advocate for safe, sustainable, integrated local transport networks, public transport and regional transport networks.

4.7

Continue to complete the coverage of accessible cycleways, footpaths, parking and end of trip facilities, and trail networks across the City.



Listening and Leading

A community focused, sustainable, accountable and progressive organisation.

5.1

Ensure good governance through transparent and accountable planning, processes, reporting, policy and decision making.

5.2

Deliver value for money through sustainable financial management, planning and asset management.

5.3

Listen to, communicate, consult and engage with our residents and business community in a timely, open and collaborative manner.

5.4

Attract, engage, develop, support and retain our employees to provide exceptional services for the community.

5.5

Provide high quality accessible customer service and experiences for all our community.

5.6

Build an organisational culture that encourages innovation in both digital and non-digital mediums, and utilise technology to increase efficiency and effectiveness.

5.7

Actively advocate and seek regional collaboration focused on growing the wellbeing and self-sufficiency of the community to better meet their social, environmental and economic needs.



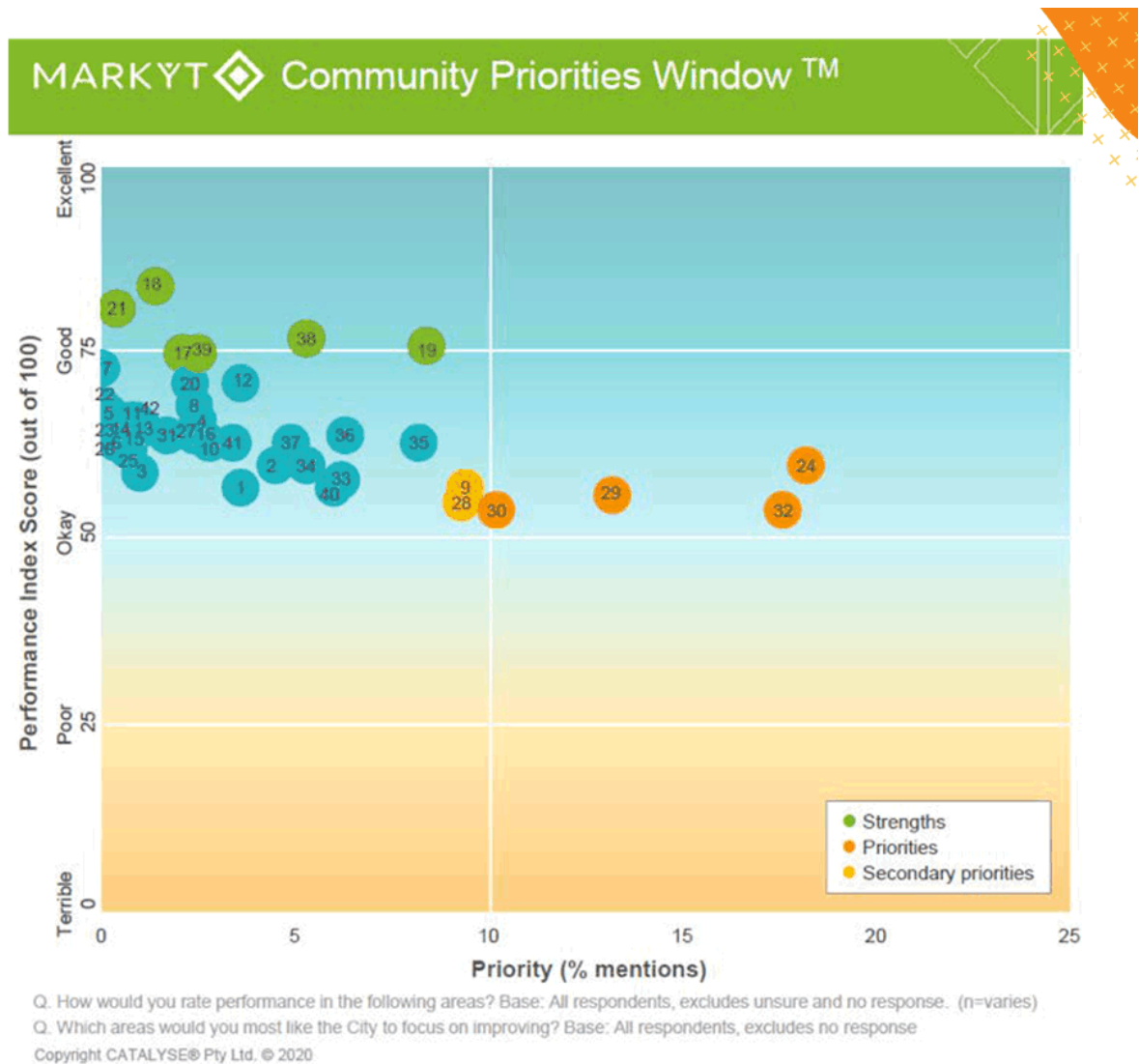
Measurement

Taking a 'Pulse' – Perception Surveys

To monitor the community and business priorities, the City conducts annual surveys which reveal higher priorities, secondary priorities and lower priorities. It measures performance and when analysed and graphed, clearly shows where the City must focus its efforts. The survey questions are linked to all five outcome areas and relevant strategic objectives of the Strategic Community Plan. Examples of some of the measures and results from the previous Strategic Community Plan are shown below.

2019 top three community priorities:

Outcome Area	Strategic Objective	Measure	Performance Rating
Community, Lifestyle and Security	Increased safety and security	How do you rate the City's performance in safety and security?	55%
Moving Around	Reducing traffic congestion	How do you rate the City's performance in traffic management on local roads?	53%
Environmental Responsibility	Improving urban forest and streetscapes	How do you rate streetscapes?	58%

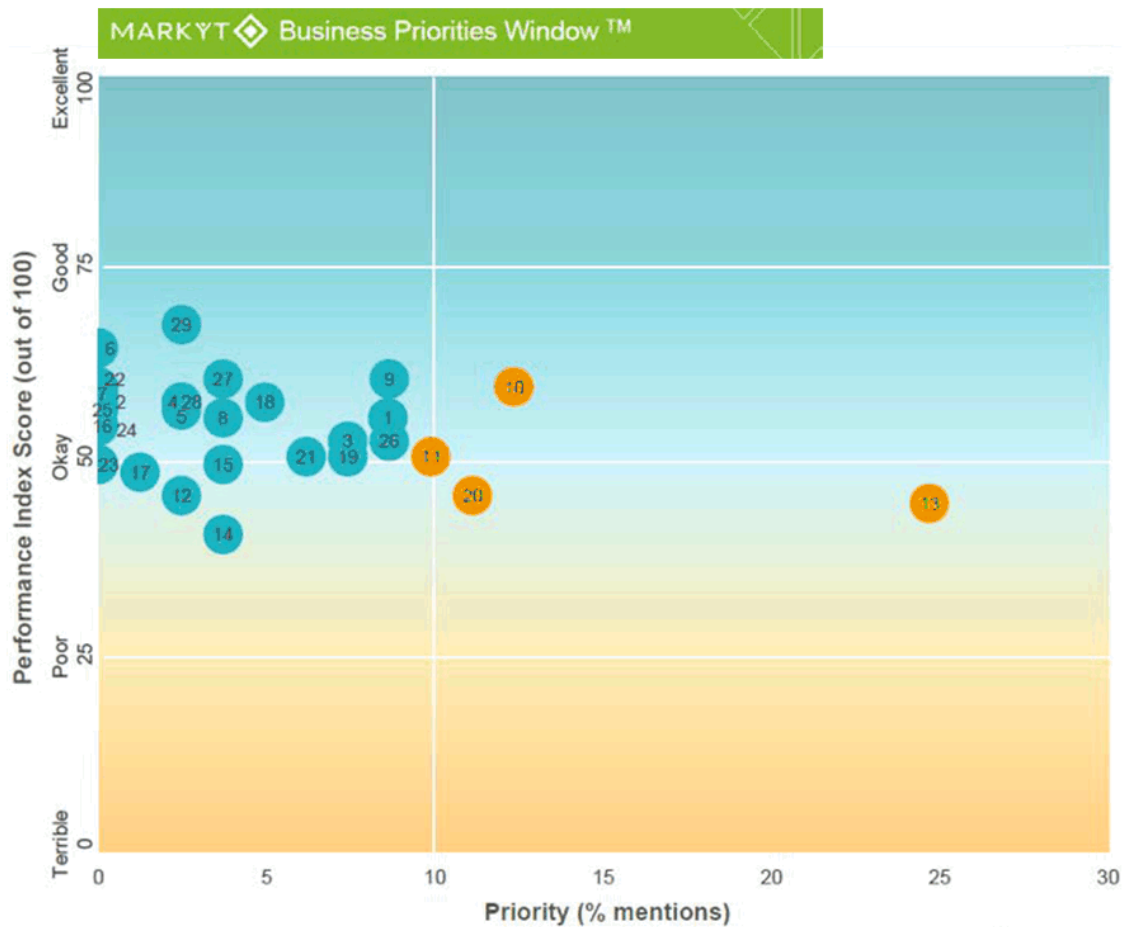


- 1 Value from Council rates
- 2 Council's leadership
- 3 Consultation
- 4 Informing the community
- 5 Website
- 6 Social media
- 7 Newsletter
- 8 Customer service
- 9 Economic development
- 10 Included and connected
- 11 Youth services
- 12 Children and family services
- 13 Seniors services
- 14 Disability access
- 15 Multiculturalism
- 16 Community buildings, halls, toilets
- 17 Sport and recreation facilities
- 18 Cockburn ARC
- 19 Playgrounds, parks & reserves
- 20 Festivals, events & culture
- 21 Library
- 22 History and heritage
- 23 Aboriginal recognition & respect

- 24 Safety and security
- 25 CoSafe
- 26 Graffiti removal
- 27 Cockburn central development
- 28 Local area development
- 29 Streetscapes
- 30 Tree planting program
- 31 Road maintenance
- 32 Traffic management
- 33 Footpaths and cycleways
- 34 Street lighting
- 35 Access to public transport
- 36 Conservation and environment
- 37 Sustainable practices
- 38 Waste bin collections
- 39 Bulk waste collections
- 40 Noise, dust and odour issues
- 41 Domestic animal control
- 42 Feral animal control

2019 top three business priorities

- Support and retain existing businesses
- Ease of doing business with the City
- Freight transport networks.



Q. How would you rate performance in the following areas? Base: All respondents, excludes unsure and no response. (n=varies)

Q. Which areas would you most like the City to focus on improving? Base: All respondents, excludes no response (n = 81)

Copyright CATALYSE® Pty Ltd. © 2019

- | | |
|--|--|
| 1 Value for money | 16 Access to Broadband internet |
| 2 Council's leadership | 17 Advocacy for strategic regional projects |
| 3 How businesses are consulted | 18 Road safety and maintenance |
| 4 How businesses are informed | 19 Traffic management |
| 5 Engagement Officer | 20 Freight transport networks |
| 6 Enewsletter | 21 Parking in commercial areas |
| 7 Business in Cockburn on LinkedIn | 22 Access to public transport |
| 8 Education, training and personal development | 23 Connecting business with community |
| 9 Events, workshops and networking | 24 Encourage Corporate Social Responsibility |
| 10 Ease of doing business with City | 25 MCCC events and activities |
| 11 Economic growth and jobs | 26 Safety and security |
| 12 Attracting investors/new businesses | 27 Conservation and environment |
| 13 Support and retain existing businesses | 28 Climate change and sustainability |
| 14 Support for start-up businesses | 29 Waste collection and management |
| 15 Planning and building approvals | |



Other Measures and Reporting

Corporate Business Plan

The Corporate Business Plan contains more specific measurement against the first four years of the Strategic Community Plan objectives. It also contains information about key projects; our business as usual activities; and major resource requirements. From this plan the Annual Budget is developed.

Annual Report

At the end of each financial year, a comprehensive Annual Report is published which describes our progress from the Strategic Community Plan and Corporate Business Plan.

State of Sustainability Report

The City has been a leader in sustainability and publishes an annual State of Sustainability Report. This measures progress through key areas of focus for the City: Governance, Environment, Society and Economy. This report is embedded within the City's network of corporate planning documents to form an integrated reporting platform.

The reports listed above are placed on the City's website and made available in alternative formats upon request. For current editions of these reports please refer to our website at:

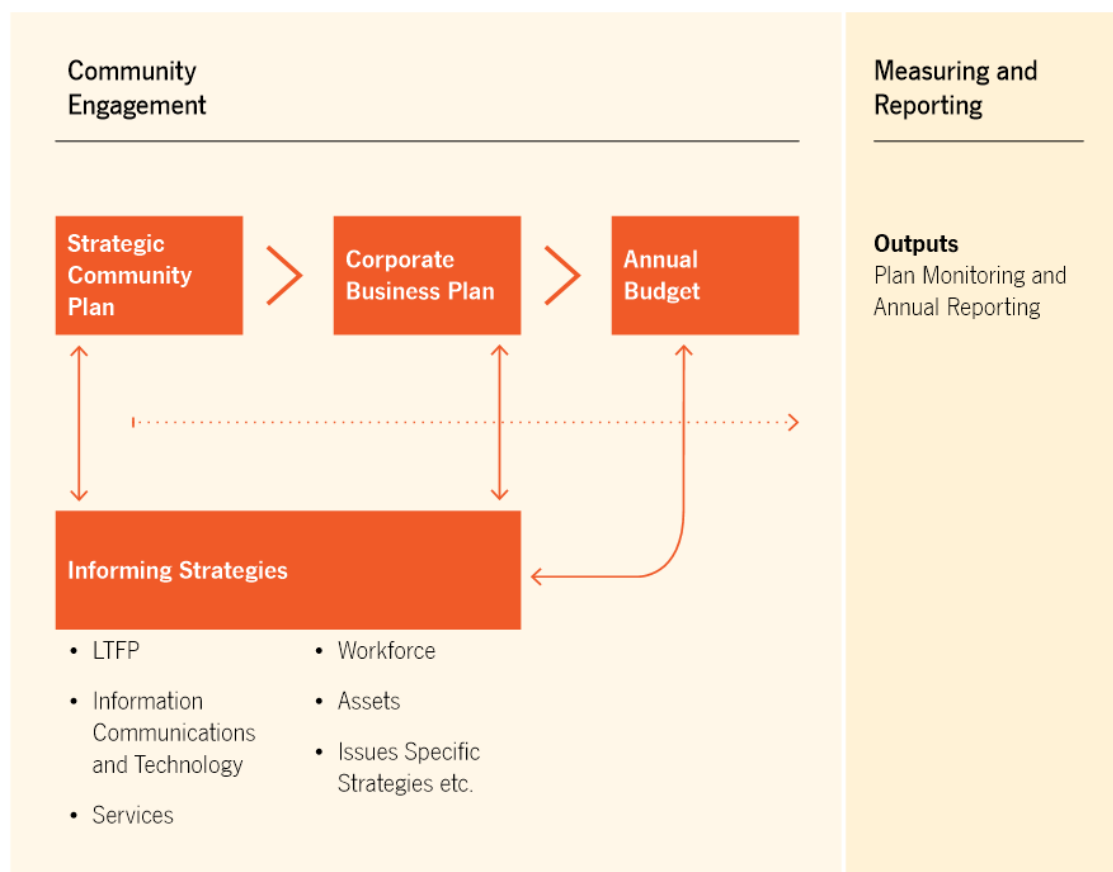
cockburn.wa.gov.au

Corporate Planning Framework

The City is required to use an Integrated Planning Framework developed by the Department of Local Government, Sport and Cultural Industries. The diagram below illustrates the model. A Long Term Financial Plan (LTFP) is a ten year plan developed alongside the Strategic Community Plan that identifies the resources required to deliver long term objectives. It includes long term financial projections based on our Asset Management Plans; Workforce Plan; Major Project Plans; our Revenue Strategy; and specific, subsidiary strategies.

The Corporate Business Plan is developed on a four yearly cycle and reviewed annually to prioritise projects and services. It links annual operations to the Strategic Community Plan and informs the annual budget process. The annual budget details the revenue and expenditure estimates for activities scheduled for the relevant financial year.

Elements of Integrated Planning and Reporting Framework





Risk

Risk management identifies and assesses risks, threats and opportunities confronting the City. It aims to maximise the City's chance of delivering its business objectives and strategies as well as ensuring that associated risks are managed and monitored. The City is progressing in the implementation of its risk program, ensuring that sound risk management practices and procedures are fully integrated into its strategic, projects and operational processes and day to day business practices.

The City has developed a Risk Management Framework to assist Council in achieving its goals and objectives, and continues to roll out the risk program in-line with the risk program Strategy. Under the framework the Council's Audit and Strategic Finance Committee has the responsibility

for the systems and processes for risk management in line with the Local Government (Audit) Regulations 1996.

The ability of Council to influence, advocate and partner with others will be important to deliver on Council's strategic directions. The strategic risk review will be conducted in conjunction with the review of this plan to align the strategic outcomes to the strategic risks.


The City's Risk Management documents including the Local Emergency Management Plans can be found on the City's website at: **cockburn.wa.gov.au**



9 Coleville Crescent, Spearwood WA 6163
PO Box 1215, Bibra Lake DC WA 6965
T 08 9411 3444 | E customer@cockburn.wa.gov.au

cockburn.wa.gov.au



 This information is available in
alternative formats upon request

 Paper from responsible sources



18.2 MINUTES OF CHIEF EXECUTIVE OFFICER PERFORMANCE AND SENIOR STAFF KEY PROJECTS APPRAISAL COMMITTEE MEETING - 28 APRIL 2020

Author(s) D Arndt

Attachment 1. Chief Executive Officer Performance and Senior Staff Key Projects Appraisal Committee - Minutes - 28 April 2020 **(CONFIDENTIAL)**

RECOMMENDATION

That Council receive the Minutes of the Confidential Chief Executive Officer Performance and Senior Staff Key Projects Appraisal Committee Meeting held on Tuesday, 28 April 2020, and adopts the recommendations contained therein.

Background

The Chief Executive Officer Performance and Senior Staff Key Projects Appraisal Committee conducted a meeting on 28 April 2020. The minutes of the meeting are required to be presented.

Submission

N/A

Report

The Committee recommendations are now presented for consideration by Council and if accepted, are endorsed as the decisions of Council. Any Elected Member may withdraw any item from the Committee meeting for discussion and propose an alternative recommendation for Council's consideration. Any such items will be dealt with separately, as provided for in Council's Standing Orders.

Strategic Plans/Policy ImplicationsLeading and Listening

Deliver sustainable governance through transparent and robust policy and processes.

Budget/Financial Implications

Nil

Legal Implications

Section 5.36, 5.38 and 5.39 of the *Local Government Act 1995* and Regulations 18A to 18F of the *Local Government (Administration) Regulations* refer.

Community Consultation

Minutes of the Committee refer.

Risk Management Implications

The tri-annual meetings of the CEO Committee have been designed to ensure Council manages its employer obligations to the CEO and minimises any risks that could come from a breakdown in relationships.

Advice to Proponent(s)/Submissioners

N/A

Implications of Section 3.18(3) *Local Government Act 1995*

Sections 5.38 and 5.39 LGA detail the reporting and contractual requirement for the CEO. The completion of this assessment is in accordance with these provisions.

19. MOTIONS OF WHICH PREVIOUS NOTICE HAS BEEN GIVEN**19.1 PROPOSED AMENDMENT TO POLICY 'COMMUNITY ENGAGEMENT'**

Author(s) S Seymour-Eyles and R Pleasant

Attachments N/A

RECOMMENDATION

That Council:

- (1) receive this report; and
- (2) following the lifting of restrictions surrounding COVID-19, invite the City's Community Engagement Advisor and a planning representative to meet with Elected Members and present the City's Community Engagement processes and Development Application provisions in more detail.

Background

By email received on 29 April 2020, Cr Stone submitted the following Notice of Motion:

That Council;

Adopt the amendments to the City's Community Engagement Policy by including new items (2) Principles of Consultation, (3) Timeframes, (4) Council and (5) Accountability as outlined below; and changing the numbering on the current policy items - Diversity and Community Engagement Framework to (6) & (7) respectively.

(2) Principles of Consultation

1. *The City will identify stakeholders by considering any persons, groups or organisations that could be affected by, or are interested in, the matter under consideration.*
 - a. *Where there is an active resident group representing an area, that group is to be included in the consultation.*
 - b. *A minimum area of impact radius of 500m is required for all stakeholder identification and engagement activities.*
2. *The City will identify and implement the most appropriate methodology to both meet the needs of stakeholders and to best inform the City's decision-making processes. Methods of engagement could include questionnaires, meetings, focus groups, interviews, forums or workshops, amongst others.*
3. *The City will endeavour to make appropriate background information and contextual material available to consultation participants to support understanding of the relevant legal, statutory, strategic and/or local context.*

4. *The City will employ sound social research and data collection methods and will adhere to professional, ethical standards and codes of practice for the analysis and reporting of consultation outcomes*

(3) Timeframes

1. *The City will ensure that the timing and duration of consultation activities has due regard for conflicting priorities such as public holidays, school holidays, Council elections and/or other consultation activities.*
2. *Where practicable, no engagement is to take place between the last Council Meeting of the calendar year and the first Council Meeting of the New Year, unless specified by Council or a legislated requirement.*
3. *Unless otherwise stipulated by statutory regulations, a minimum of 28 days for community consultation will be required.*

(4) Council

1. *Elected Members are to be made aware of any community engagement occurring within the City where appropriate.*
2. *Projects with a high level of media interest, operational or financial implication are to be considered by Council prior to engagement.*

(5) Accountability

1. *Community Engagement will be included in relevant reports to Council.*
2. *Major community engagement projects are to have a feedback loop to participants.*
3. *The City will ensure that consultation outcomes are shared with the community where appropriate.*
4. *All Community Engagement activities are to be reported in the City's Annual Report.*

Reason Behind the Motion

The City of Cockburn has experienced a number of instances where lack of community consultation has caused a high level of angst in the community, and Council has had to defer making decisions on items due to the lack of community consultation. Specifically, this occurred as recently as the April OCM where the Council motioned for deferral of its decision to approve a Child Care development in Beelihar to allow for further community consultation on this project.

A further example includes a residential development on Berrigan Drive in South Lake, where a public meeting was required to discuss concerns from the perceived lack of community consultation. Even the City's resident groups frequently ask why they were not approached for

comment in relation to items that were out for public comment in the suburb which they represent.

Upon comparison of the City's Community Engagement Policy with other Local Government Community Engagement policies such as City of Wanneroo, City of Joondalup and City of Armadale, it is very evident that we are missing a number of key details for community consultation. Whilst our Policy outlines IAP2 core values, it does not specifically give direction or guidance on application of these values.

The proposed amendments in this motion seek to help resolve the issues that the City is experiencing with the community consultation, and ensure a clearly defined policy with a higher level of accountability when conducting Community Engagement.

Report

Policy Context

The City has three policy and framework documents relevant to this discussion:

- Community Engagement Framework (2019),
- Council Policy - Community engagement (2019) and;
- City of Cockburn Policy Framework (2018).

When planning and designing for community engagement the City is guided by two key community engagement documents, the Community Engagement Framework (the Framework, 2019) and the Community Engagement – Policy (the Policy, 2019). Both documents set out the City's commitment to engage with the community and stakeholders on decisions which impact on them and is based on the International Association of Public Participation (IAP2) model, which is the peak body for community engagement worldwide.

Specifically, the policy outlines the core values of engagement set by IAP2, as described below:

1. *Public participation is based on the belief that those who are affected by a decision have a right to be involved in the decision-making process.*
2. *Public participation includes the promise that the public's contribution will be considered in making the decision.*
3. *Public participation promotes sustainable decisions by recognising and communicating the needs and interests of all participants, including decision makers.*
4. *Public participation seeks out and facilitates the involvement of those potentially affected by or interested in a decision.*
5. *Public participation seeks input from participants in designing how they participate.*
6. *Public participation provides participants with the information they need to participate in a meaningful way.*

7. *Public participation communicates to participants how their input affected the decision.*

City of Cockburn Policy Framework (Policy Framework, 2018)

The Policy Framework (2018) provides a structure and process for the initiation, development, adoption and review of Council's policy documents. This Council adopted document provides clear guidance on the difference between a Council Policy and a City Procedure.

A Policy is general in nature, has broad application and shows the overall intention or stance. Complementing a policy is a procedure; a document that contains information about how to implement the requirements found in approved policies.

The Policy Framework (2018) acknowledges there is no requirement for procedures to be adopted or reviewed by Council, although Council may note the procedure when adopting policy.

Consideration of the recommendations

Officers have reviewed the current Community Engagement Policy and it is consistent with the Policy Framework (2018).

Some of the recommendations proposed in the Notice of Motion are not consistent with the Policy Framework (2018) as they are procedural in their nature and some others include provisions set out in planning legislation.

In addition to recognising not all matters requiring community engagement are the same and require a uniform response, the following examples of why being too specific is not appropriate.

Recommendation - A minimum area of impact radius of 500m is required for all stakeholder identification and engagement activities.

Response - The prescriptive radius recommendation may result in unintended consequences, for example this could include a significant proportion of people into a consultation regarding a matter which would have no obvious impact on them, which is contrary to good engagement principles. In this instance, it is appropriate that officers exercise proportionate and relevant discretion by striking a balance between valued engagements and sustainable use of City resources by not notifying people who have no vested interest in or are potentially impacted by a project. City officers

Recommendation - Unless otherwise stipulated by statutory regulations, a minimum of 28 days for community consultation will be required
The City aims for 28 days minimum community consultation as best practice, however sometimes this is not possible. An example where this

constrains the City's objectives includes when a rare funding opportunity becomes available and there is a deadline for submission. A further example is where proposals like the Coogee Beach Foreshore Management Plan needed to be cognisant of time imperative lease arrangements. Additionally, if there a multiple phases to a consultation, four weeks for each phase could unnecessarily delay a project.

Recommendations currently addressed by the City

Informing Residents Groups

Residents groups are informed of City engagements via the monthly newsletter sent out by the City's Community Development team. This includes all Community Engagement Projects. Anyone can sign up to *Comment on Cockburn* to be notified of all consultations, and this is actively encouraged by staff. There are currently around 6,000 subscribers to the City's *Comment on Cockburn* website and nearly all projects are advertised on this platform.

The City also directly contacts resident groups where it is clear there is a particular interest and/or need for their inclusion recognising the principles and policy context set out to guide such decisions in Councils' Engagement Framework, 2019 and the Policy (2019)

Projects requiring a specific community engagement response versus matters required to follow the Planning Framework and the relevant Statutory Timeframes

The issue highlighted by Cr Stone is not the Community Engagement Policy and that no changes to the policy would address those issues. The issue is the difference between Community Engagement processes and the Development Application provisions which do not come under the community engagement process.

The City's officers are required to follow relevant statutory provisions for advertising set out within the *Planning and Development Act 2005* and the *Planning and Development (Local Planning Scheme) Regulations 2015* (the Regulations).

For development applications that require advertising the Regulations provide for a minimum 14 days advertising period. For such proposals a 90 day assessment timeframe is required to be met otherwise the proposal is considered a deemed refusal. The City already currently seeks to provide a balance between promoting engagement with affected stakeholders and meeting the 90 day assessment timeframe by extending in practice all development applications required to be advertised to 21 days.

The Regulations also provide for development applications to be advertised for comment to the specific property owners that are impacted by the proposal. The principles behind this provision recognise that any submission received can only be considered where the submission is a valid planning objection in accordance with the procedures of the State Administrative Tribunal and Council adopted "Town Planning Scheme No. 3 – Development Control Delegation".

Other applications such as subdivisions, for example, are not determined by the City. As such the City is unable to engage the community or even advertise to adjacent landowners. There is at times a misconception with regards to the parameters around Statutory Planning advertising and what is under the City's control.

Unlike proposals required to follow statutory timeframes, bespoke projects like road projects, park upgrades, new community infrastructure and revitalisation strategies require bespoke responses to community engagement and therefore are examples where it is appropriate to be guided by the Council's Framework, 2019 and the Policy (2019).

Response to the development application advertising examples raised

Proposed Child Care Premises - 39 and 41 Lakefront Avenue, Beeliar

Consistent with the City's previously stated approach to 21 day advertising for development applications that require advertising, the proposal was advertised for 21 days being 7 days above the 14 day Regulatory requirement, to affected resident and business owners. This included letters to 21 of the surrounding landowners and business owners and the proposal was advertised on Comment on Cockburn.

The proposal was then presented to the 9 April 2020 OCM and deferred by Council to allow broader consultation with the wider community to be undertaken.

The City recognises the request for further consultation related to reasons beyond the adequacy of the development assessment advertising processes.

Lot 1 Semple Court, South Lake

This site underwent a rezoning process in 2014 and was advertised to the public in accordance with the requirements of the Regulations for 42 days.

Planning approval for 67 single storey grouped dwellings was provided in 2019. Grouped dwellings are a permitted use in the Residential zone and the proposal complies with all the relevant planning legislation. The development proposal was not required to be advertised under the

planning framework as the proposal met the requirements of the State Planning Policy.

Subsequently subdivision approval was granted by the Western Australian Planning Commission to subdivide the site into survey strata lots to facilitate the proposed development. As mentioned above the City is not permitted to advertise subdivision applications or 'Engage the Community'.

Conclusion

Both proposals were advertised in accordance with the minimum legislative requirements. With reference to increasing timeframes for development applications for an additional 7 days to 28 days the City would advise against this as a result of having to be cognisant of the 90 day assessment timeframes required to be met to avoid a deemed refusal.

The implications of this can expose the City to litigation matters under the State Administrative Tribunal (SAT). Matters at the SAT can cost the City in excess of \$60,000 per matter. Losing one of these matters may even result in the proponent being awarded costs which the City would need to pay.

Given the matters raised in this report there is an opportunity to review the City's website to see where improvements can be made to clarify and promote the City's community engagement framework, processes and the statutory advertising process. A further opportunity exists to brief Elected Members on the City's community engagement practices.

Strategic Plans/Policy Implications

Leading and Listening

Deliver sustainable governance through transparent and robust policy and processes.

Budget/Financial Implications

N/A

Legal Implications

Extending assessment timeframes for development applications could impact on the City unable to meet statutory assessment timeframes and therefore could result in the City being exposed to litigation matters under the State Administrative Tribunal (SAT). Matters at the SAT can cost the City in excess of \$60,000 per matter.

Community Consultation

N/A

Risk Management Implications

The risk of not consulting on a review of the policy would be detrimental to the City's reputation.

Inclusion of prescriptive items in the Community Engagement Policy could be counter - productive to good engagement principles and unnecessarily delay projects.

Inclusion of Statutory Planning requirements in the Community Engagement Policy would risk not adhering to legislation.

Advice to Proponent(s)/Submitters

N/A

Implications of Section 3.18(3) *Local Government Act 1995*

Nil

19.2 WALGA FORUM - ENVIRONMENTAL VANDALISM AND ANTI-SOCIAL BEHAVIOUR - REGIONAL PARKS

Author(s) A Lees

Attachments N/A

RECOMMENDATION

That Council write to the Western Australian Local Government Association (WALGA) to express support to an initiative proposed by the Rockingham Lakes Regional Park Community Advisory Committee for a forum to be convened to discuss options to address environmental damage, vandalism and anti-social behaviour that is affecting Regional Parks.

Background

By email received on 30 April 2020, Cr Smith submitted the following Notice of Motion:

The City write to the Western Australian Local Government Association (WALGA) to express support to an initiative proposed by the Rockingham Lakes Regional Park Community Advisory Committee for a forum to be convened to discuss options to address environmental damage, vandalism and anti-social behaviour that is affecting Regional Parks.

Reason

During the past year at the quarterly Regional Park Community Advisory Committee Meetings discussion has focused on the serious ongoing issue of escalating damage to regional parks due to illegal access, malicious damage to property and theft of flora and fauna.

To seek ways to address these issues, the Rockingham Lakes Regional Park Community Advisory Committee has requested support from the other respective Community Advisory Committees (8) through a joint letter to WALGA, requesting that WALGA convene a forum to discuss options to address vandalism and anti-social behaviour affecting Regional Parks.

The City should be seen to support the request given it has responsibility for managing portions of the Beeliar, Jandakot and Woodman Point Regional Parks. The issue is of particular concern at the moment to the Treeby area residents, particularly in the Calleya Estate.

In order for the City's delegates to raise the matter at the next WALGA zone meeting, a resolution of Council is required.

Submission

N/A

Report

The Notice of Motion raised by Cr Smith has merit, as the impact of damage to infrastructure and loss of flora and fauna have flow-on effects to all Regional Parks throughout Western Australia.

Outcomes from a WALGA convened workshop would not only be relevant to regional parks but would also be applicable to smaller conservation areas that are maintained by local governments and to areas of land currently under private ownership, such as those adjacent to the Calleya Estate in Treeby.

Collaboration between City officers at a workshop would enable a consistent approach to implementing the actions formulated from the workshop. The workshop would also explore the current funding constraints of the Regional Parks managing agencies, and explore opportunities for alternative funding mechanisms.

Regional Parks in WA are highly valued environments and writing to WALGA to express support for the initiative raised by the Rockingham Lakes Regional Park Community Advisory Committee is a proactive response to ensure these bushlands are sustained for the local communities now and into the future.

Strategic Plans/Policy Implications

City Growth

Ensure growing high density living is balanced with the provision of open space and social spaces.

Community, Lifestyle and Security

Provide safe places and activities for residents and visitors to relax and socialise.

Economic, Social and Environmental Responsibility

Sustainably manage our environment by protecting, managing and enhancing our unique natural resources and minimising risks to human health.

Leading and Listening

Deliver sustainable governance through transparent and robust policy and processes.

Budget/Financial Implications

The Environmental Service Unit currently has operational funding to undertake maintenance activities in reserves under the City's management, including vandalism and the results of anti-social behaviour.

Legal Implications

Illegal access to reserves and vandalism may result in the prosecution of those caught.

Community Consultation

Public consultation activities would be part of the discussions at the proposed forum.

Risk Management Implications

Illegal access, vandalism and anti-social behaviour in conservation areas may result in injury to other park users. Where the City is found to not to be attempting to address the behaviour, the City may be liable for any costs associated with injury to park users.

Advice to Proponent(s)/Submitters

The Proponent has been advised that this matter is to be considered at the 14 May 2020 Ordinary Council Meeting.

Implications of Section 3.18(3) *Local Government Act 1995*

Nil

- 20. NOTICES OF MOTION GIVEN AT THE MEETING FOR
CONSIDERATION AT NEXT MEETING**

- 21. NEW BUSINESS OF AN URGENT NATURE INTRODUCED BY
MEMBERS OR OFFICERS**

22. MATTERS TO BE NOTED FOR INVESTIGATION, WITHOUT DEBATE

22.1 FEASIBILITY - INSTALLATION OF A SOUND BARRIER WALL ON THE EASTERN SIDE OF KAREL AVENUE BETWEEN DIMOND COURT AND THE ROE HIGHWAY RESERVE

Author(s) J Kiurski

Attachments 1. Karel Avenue Duplication - Landscaping Design
[↓](#)

RECOMMENDATION

That Council:

- (1) note the report;
- (2) support the installation of the proposed landscaping along Karel Avenue between Berrigan Drive and Farrington Road;
- (3) carry out acoustic testing in 2021 following the opening of the Karel Avenue duplication; and
- (4) receive a report to a future Council Meeting with the results of the noise tests and details of any proposed noise mitigation works to individual properties should that be deemed necessary to comply with State Planning Policy 5.4.

Background

At the 12 March 2020 Ordinary Council Meeting Deputy Mayor Kirkwood has requested, under Matters to be Noted for Investigation, Without Debate:

That City Officers submit a report to a future Council meeting on the feasibility, including cost, of the installation of a sound barrier wall on the eastern side of Karel Avenue between Dimond Court and the Roe Highway reserve.

Reason

With the upgraded dual carriageway on Karel Avenue, there are residential homes along this section backing directly onto this busy road with only a small back fence. This road will soon be even busier following the completion of this project, as well as the Murdoch Activity Centre Link Road.

The residents have lost the mature tree scape and mature bushes, which they once had outside their homes for protection from the noise. While some small planting will be replaced, they will take years to regrow. The residents along that section of Karel Avenue want relief from the noise and have requested a sound barrier wall since before the start of the project.

The subject site of this report is the section of Karel Avenue between Dimond Court and the Roe Highway reserve, Leeming. Figure 1 shows the location of the study area.



Figure 1 – Location of the subject site

Submission

While there were no submissions specifically for this report, residents of the Dimond Court area previously made submissions to Main Roads WA (MRWA) and the City during the original design stage and public consultation period for the project, carried out by the MRWA.

Report

The Karel Avenue Upgrade is a MRWA project, which involves the upgrade of the Roe Highway and Karel Avenue interchange, including widening Karel Avenue Bridge, and widening the section of Karel Avenue between Farrington Road and the Roe Highway Reserve.

The Karel Avenue Upgrade project will reduce congestion at the Karel Avenue and Roe Highway interchange, and improve access to Roe Highway and Kwinana Freeway for the residents of surrounding areas. Figure 2 is an extract from the MRWA website, presenting a Karel Avenue Upgrade Overview Map.

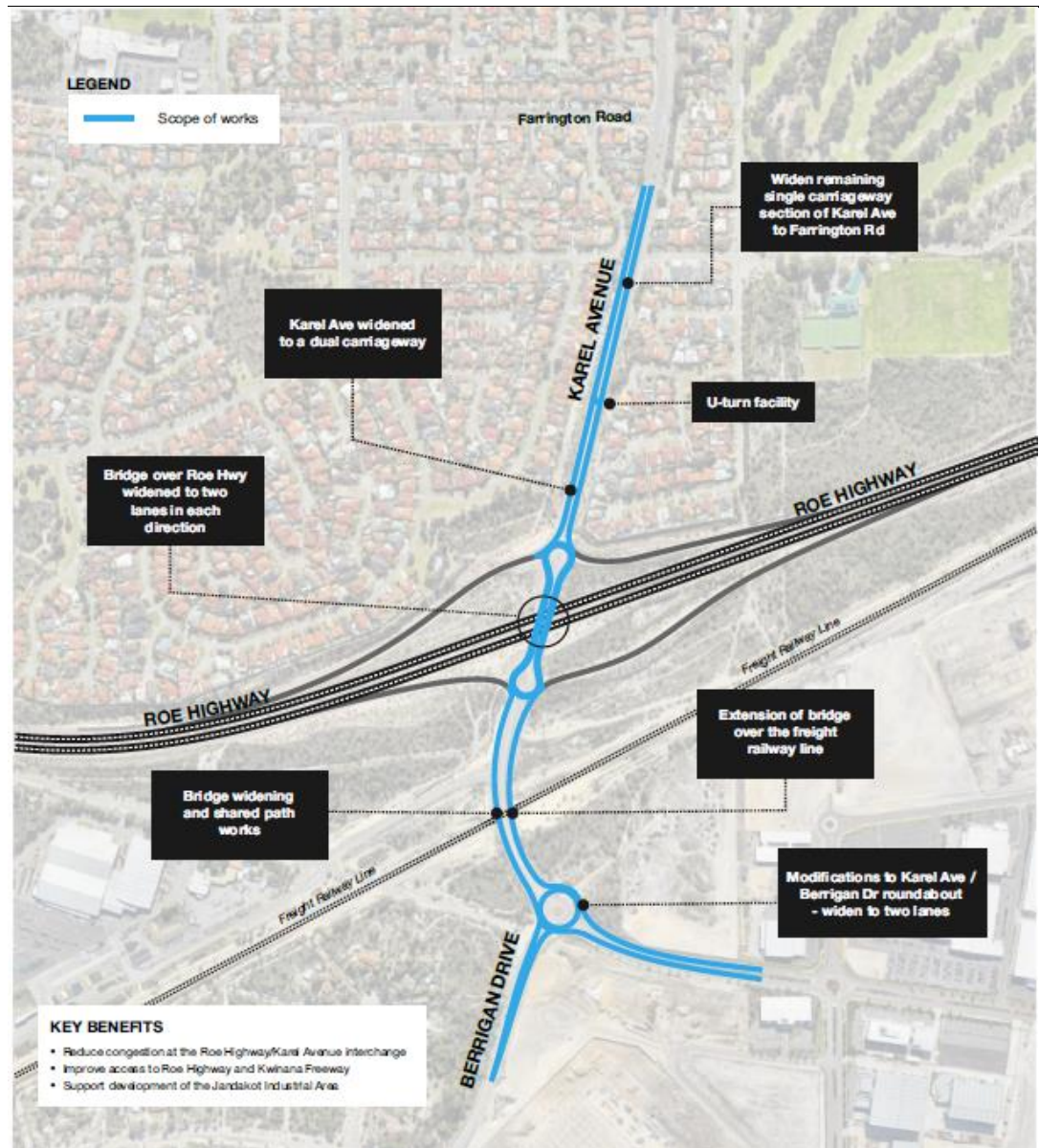


Figure 2 - Karel Avenue Upgrade Overview Map

MRWA is managing the project - construction commenced in July 2019 and is due for completion in early 2021. During the design stage of the Karel Avenue duplication, between the Farrington Road intersection and the Roe Highway, the City considered the possibility of noise impact to the properties located between Dimond Court and the Roe Highway Reserve. The City approached MRWA to confirm that noise assessment for the project had been carried out.

The response from the MRWA Project Director was that State Planning Policy 5.4 (SPP 5.4) has been followed in design and development of the Karel Avenue project between Farrington Road and the Roe Highway.

Traffic volumes on Karel Avenue are projected by MRWA modelling to be approximately 15,000 vehicles per day (vpd) in 2031 - Karel Avenue is not listed as a primary freight route.

Consequently, according to MRWA, State Planning Policy 5.4 Road and Rail Transport Noise and Freight Considerations in Land Use Planning (SPP 5.4) do not apply and a noise assessment is not required.

Although a noise assessment for Karel Avenue was not completed by the MRWA, the City engaged Lloyd George Acoustics in September 2018 to carry out noise modelling and prepare an Acoustic Report for Karel Avenue duplication from the City of Cockburn boundary adjacent to Dimond Court to the Roe Highway.

The City had recently completed an update of the District Traffic Study in 2018 and the traffic model indicated approximately 17600 vpd along Karel Avenue in the 2031 scenario. Clearly, this traffic volume was higher than that predicted in the MRWA model so it was prudent for the City to undertake the noise assessment to understand current noise levels compared to the predicted noise levels in 2031.

Noise measurements and modelling have been undertaken in accordance with the requirements of the SPP5.4 Policy. The data loggers were set up on 21 October 2018 and collected on 29 October 2018, at 15 Heatherlea Parkway and 40A Fern Leaf Court, in the suburb of Leeming, as shown in Figure 3.



Figure 3 - Noise Logger Locations

To consider the noise levels for the Karel Avenue widening the SPP5.4 outdoor noise criteria shown below in Figure 4 was used.

Period	Target	Limit
Day (6am to 10pm)	55 dB $L_{Aeq}(Day)$	60 dB $L_{Aeq}(Day)$
Night (10pm to 6am)	50 dB $L_{Aeq}(Night)$	55 dB $L_{Aeq}(Night)$

Note: The 5 dB difference between the target and limit is referred to as the margin.

Figure 4 - Outdoor Noise Criteria

The noise model was calibrated against the measured noise levels as shown below in Figure 5 to show the existing noise levels over the study area.

Address	Measured $L_{Aeq}(Day)$, dB	Modelled $L_{Aeq}(Day)$, dB	Difference, dB
15 Heatherlea Parkway	52.1	52.1	0.0
40A Fern Leaf Court	55.3	55.8	+0.5

Figure 5 - Model Comparison to Measured Levels

The Transportation Noise Assessment Report (TNAR) presented the calculated noise levels at each of the nearest residences. The noise model was then updated to reflect future conditions including the proposed road design and future traffic volumes. The result of the future noise modelling scenario is provided in Figure 6.

Address	Modelled $L_{Aeq}(Day)$ dB	Address	Modelled $L_{Aeq}(Day)$ dB
31 Heatherlea Pkwy	55	13 Chartwell Place	55
31 Heatherlea Pkwy	55	8 Chartwell Place	54
31 Heatherlea Pkwy	56	12 Chartwell Place	55
31 Heatherlea Pkwy	55	12 Chartwell Place	56
29 Heatherlea Pkwy	55	11 Athel Court	60
27 Heatherlea Pkwy	55	11 Athel Court	56
25 Heatherlea Pkwy	54	13 Athel Court	60
23 Heatherlea Pkwy	54	13 Athel Court	57
21 Heatherlea Pkwy	54	15 Athel Court	59
19 Heatherlea Pkwy	54	15 Athel Court	61
17 Heatherlea Pkwy	53	15 Athel Court	56
17 Heatherlea Pkwy	54	15 Athel Court	57
15 Heatherlea Pkwy	53	15 Athel Court	56
13 Heatherlea Pkwy	55	39 Fern Leaf Ct	54
11 Heatherlea Pkwy	55	39 Fern Leaf Ct	54
9 Heatherlea Pkwy	55	39 Fern Leaf Ct	53
7 Heatherlea Pkwy	55	39 Fern Leaf Ct	54
5 Heatherlea Pkwy	55	39 Fern Leaf Ct	54
3 Heatherlea Pkwy	56	40A Fern Leaf Ct	56
1 Heatherlea Pkwy	57	40A Fern Leaf Ct	57
4 Dimond Court	57	40 Fern Leaf Ct	54
11 Fremont Place	58	40 Fern Leaf Ct	55
14 Fremont Place	60	38 Fern Leaf Ct	55
12 Fremont Place	54	38 Fern Leaf Ct	56
13 Chartwell Place	57		

Figure 6 - Predicted Future (2031) $L_{Aeq}(Day)$ Noise Levels

The study has shown that the east side of the road the noise levels, on average, increase by 1.0dB. On the west side the average noise level increase is higher at 1.6dB. Whilst noise levels are predicted to increase, for the most part, noise levels remain within the margin. Figures 4, 5 and 6 are extracts from the 2018 noise report by Lloyd George Acoustics.

There are the three residences at Athel Court, with the worst-case exceedance above the limit being by 0.6dB. A recommendation from the TNAR was that future monitoring confirms the noise model accuracy and need for the noise mitigation.

Options for Noise Mitigation Works

Option 1 - Extension of the Existing Noise Wall

An extension of the existing noise wall, which currently terminates at the southern boundary of 15 Athel Court, north to 12 Chartwell Place, at a height of 2.4 metres, was recommended as an option for the noise mitigation for 11, 12 and 15 Athel Court (Figure 7).



Figure 7 – Location of the existing and proposed extension of wall

All houses including 11, 12 and 15 Athel Court have their backyard facing Karel Avenue. The back fences are located more than 1.5m higher than the road level on a very steep slope and it will be a significant challenge to install or construct any wall on that side slope.

In order to build a wall, the slope must be stabilised by deep piles or other methods that involve less vibration during installation and that will not do any damage to the houses.

The existing wall is a concrete precast noise wall of 3m high panel and post concrete structure installed on the boundary line. In order for a wall extension to be completed it would be necessary to negotiate with property owners to remove existing fences.

Noise walls have become a common part of highway construction in and around Perth to protect residents from traffic noise and in some locations provide retaining of fill.

The images below are some of the noise walls on the roads to the airport as part of the Gateway WA Project (Figure 8).



Figure 8 – Examples of Diamond Precast Noise Walls

Extension of the existing noise wall as described above would require 150m of new concrete precast noise wall to be designed and installed between 15 and 12 Athel Court. The cost would be approximately \$6,000 to \$9,000 per linear metre for the concrete precast modular wall, dependent on ground conditions and the number of posts required. A total of \$1.3M for this option is estimated on the basis of the cost of a similar wall built within the Gateway WA Project.

Option 2 - Install a Noise Wall on the Eastern Side of Karel Avenue between Dimond Court and the Roe Highway Reserve

The scope of work for Option 2 includes removal of the existing wall structure and fence, verge stabilisation and installation of a new noise wall on the eastern side of Karel Avenue between Dimond Court and Roe Highway Reserve (Figure 9).

As mentioned, all houses located on the eastern side of Karel Avenue are located more than 1.5m higher than the road level on a very steep side slope, which would be a significant construction challenge.

In order to build a wall, slope stabilisation and some retaining of the soft verge would be required – the risk of the vibration during the wall installation is a same as noted in Option 1.



Figure 9 – New Wall Location

For the construction of 430m of new noise wall, three different types of structures were considered. The Modular Wall (composite style), Limestone Wall and Modular Concrete Wall selections have been cost estimated as shown below.

- a) Modular Wall - \$1.0M
 - b) Limestone Wall - \$0.9M
 - c) Modular Precast Concrete Wall – \$2.6M
- a) **Modular Wall** - structure is the same as that recently installed along Spearwood Avenue between Yangebup Road and the new bridge over rail. The images below are some of the modular wall photos from the supplier's catalogue (Figure 10).



Figure 10 – Examples of Modular Noise Walls

The modular wall solution is an effective noise barrier that is aesthetically versatile as well as cost effective. Composed of a fibre cement/EPS (expanded polystyrene) core with an external layer of fibre-reinforced cementitious sheets, the wall is lightweight, possesses good acoustic reduction and has a smooth finish.

Approximately 430m of new modular wall would need to be designed and installed on the eastern side of Karel Avenue between Dimond Court and Roe Highway Reserve.

Investigation has shown the unit rate to be in the region of \$1,600 to \$3,000 per linear metre for the modular wall, dependent of ground conditions, number of posts required and the requirement for noise reduction. A total cost of \$1.0M for this option is estimated on the basis of an average unit rate of \$2,300 per linear metre.

- b. **Limestone Wall** – this scope of work includes the supply and construction of noise walls including earthworks, concrete footings and columns, and reconstituted limestone block wall infill panels. The images below are the limestone walls installed within the Murdoch Activity Centre Link Road Project. (Figure11).

Installation of the limestone wall on an unstable steep slope would be impractical without verge reconstruction, stabilisation and construction of additional retaining wall sections.



Figure 11 – Examples of Limestone Noise Walls

An estimated unit rate of \$1,100 per linear metre was estimated for the wall element of this solution. An additional cost of approximately \$0.4M for the verge reconstruction needs to be added.

The total cost estimate is \$0.9M for the limestone wall structure and verge reconstruction and is estimated on the basis of the cost for a similar wall built within Murdoch Activity Centre Link Road Project.

- c. **Modular Precast Concrete Wall** – similar in structure to Option1, the cost is estimated at \$6,000 to \$9,000 per linear metre for the concrete precast modular wall, dependent on ground conditions and number of posts required. A total cost of \$2.6M for 450m of new wall is estimated on the basis of the unit rate of \$6,000 per linear metre.

The Modular Precast Concrete Wall structure is often installed along MRWA freeways and major arterial roads and is usually the most expensive noise wall option.

Option 3 – Noise Mitigation by Acoustic Construction

Noise can be intercepted as it passes through the walls, floors, windows, ceilings, and doors of a building. To reduce noise pollution or to reduce the impact of noise for the properties at 11, 12 and 15 Athel Court, solutions such as increasing window glass thickness or installation of double-glazed windows were considered.

- a. **Increase window glass thickness** - all ordinary windows fronting Karel Avenue need to be inspected to assess the possibility of thicker glass installation. In addition, this glass can

be laminated with a tough transparent plastic which is both noise and shatter resistant.

Glass reduces noise by the mass principle - the thicker the glass, the more noise resistant it will be. A 12 mm thick glass has a maximum Sound Transmission Class (STC) rating of 35 dB compared to a 25 dB rating for ordinary 5 mm glass.

An average cost of \$320 per square metre for the increased glass thickness of all windows fronting Karel Avenue, for 11, 12 and 15 Athel Court has been estimated.

\$5,000 per house is estimated on the basis that the glass thicknesses for the three windows in each house will need to be increased. Based on that assumption, the total cost for this solution is approximately \$15,000.

The glass thickness solution is only practical if it is possible to install the thicker glass and proper sealing in the existing window frames, and when STC increases become too insignificant to justify the cost. For example, a 12 mm thick glass can have an STC of 35; increasing the thickness to 20 mm will only raise the STC to 37.

However, a double glass acoustical window consisting of two 5 mm thick panes separated by airspace will have an STC of 51 and can cost less than either solid window.

- b. **Install double glazed windows** – double glazed windows are paired panes separated by airspace, or hung in a special frame. Typically, double glazing units will not fit existing windows, so the windows and frames are replaced entirely.

As an estimate, the cost is approximately \$800 per square metre. Then there is secondary glazing, which is easily added to the existing window. This can cost between \$400-\$500 per square metre.

\$16,000 per house is estimated on the basis that the three windows in each house will need to be replaced with the double glazed windows. Based on that assumption the total cost for this solution is approximately \$48,000.

In order to increase glass thickness or install double glazed windows for all windows fronting to Karel Avenue, for 11, 12 and 15 Athel Court, it would be necessary to consult and negotiate with property owners to get their approval to proceed.

Option 4 – Noise Mitigation by Landscaping

Plants absorb and scatter sound waves; however the effectiveness of trees, shrubs, and other plantings as noise reducers is low and is approximately 3-5 dBA. Shrubs or other ground cover are necessary in this respect to provide the required density near the ground.

The cost of plantings varies depending on the species selected, the section of the country, the climate, and the width of the buffer strip. For deciduous trees and evergreens, costs range from \$10 to \$50 per square metre.

Landscaping design for the Karel Avenue project, which includes a large number of 30 litre and 5 litre tree plantings and shrubs between the trees so as to form a dense ground cover, is presented for information as Attachment 1.

Strategic Plans/Policy Implications

Moving Around

Improve connectivity of transport infrastructure.

Economic, Social and Environmental Responsibility

Improve the appearance of streetscapes, especially with trees suitable for shade.

Leading and Listening

Deliver sustainable governance through transparent and robust policy and processes.

Budget/Financial Implications

The City of Cockburn contributed funding to the widening Karel Avenue between the Farrington Road intersection and the Roe Highway, with Jandakot Airport Holdings assisting in funding the modification of the Karel Avenue/Berrigan Drive roundabout to dual lanes.

The work for Karel Avenue widening (including landscaping) between Berrigan Drive and Farrington Street has been allowed for in the budget allocation for CW3942/WC01200 in the 2019/20 budget.

Should any noise mitigation works be deemed necessary following the noise testing post project opening in 2021, a budget allocation can be considered by Council for the 2021/22 budget.

Legal Implications

None at this time.

Community Consultation

The noise concern for the Karel Avenue Upgrade Project was discussed with residents at a number of meetings. MRWA explained and confirmed that there is no need or plan for any physical barrier to be installed along Karel Avenue between Berrigan Drive and Farrington Street.

The City's Noise Report was also presented to the residents to inform them of the findings comparing the existing traffic noise results to the future 2031 predicted noise levels. Furthermore, residents were informed of the landscaping proposal and the City's intent to monitor traffic growth and any need for noise mitigation into the future.

Risk Management Implications

Should Council proceed with any of the noise wall options discussed above, this would result in a substantial cost to Council along with the associated construction risks to existing houses.

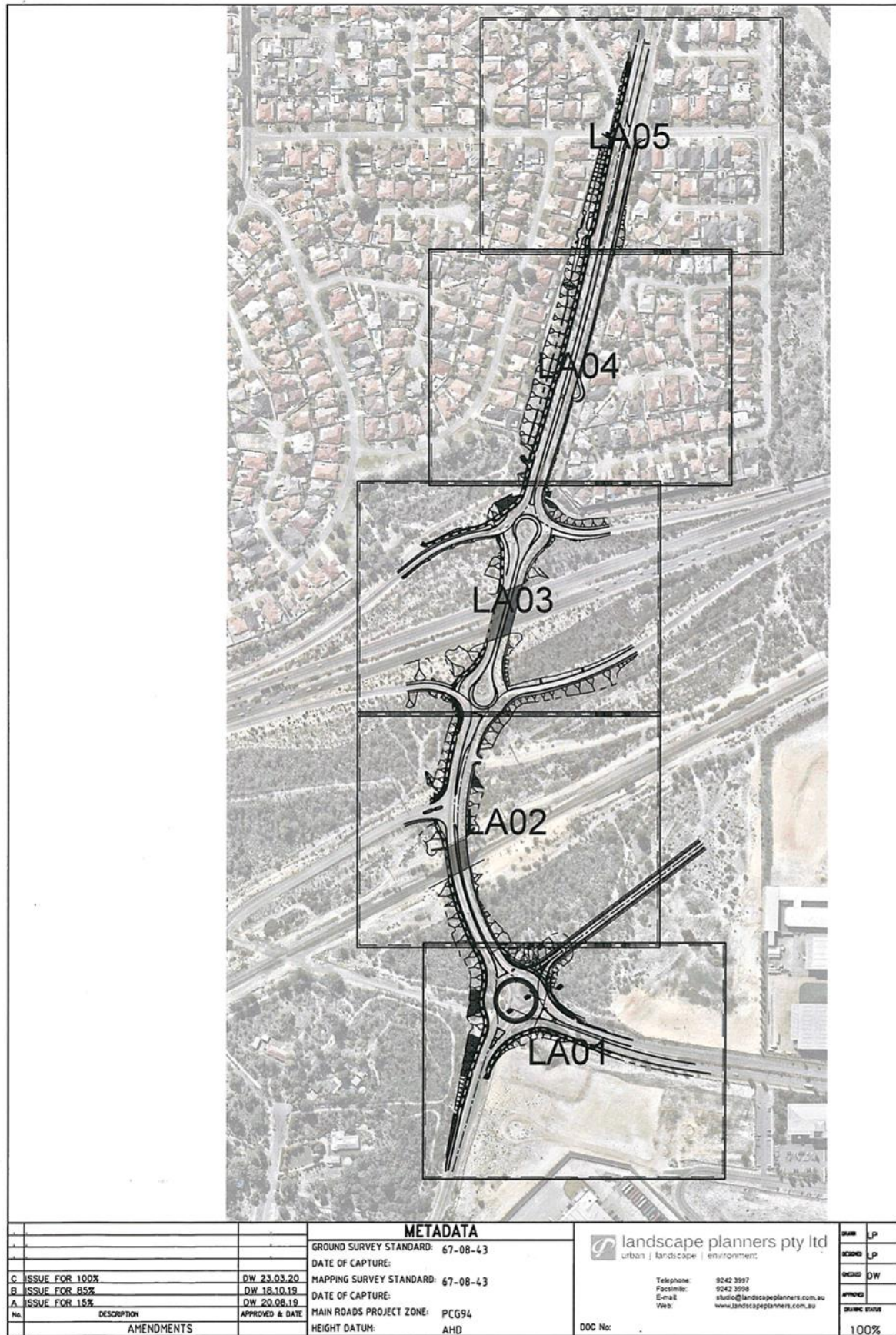
Compliance with SPP 5.4 can be achieved at much reduced cost with noise reduction measures installed at individual properties. A noise assessment post project completion in 2021 will provide a more accurate assessment of any required noise mitigation measures to individual properties.

Advice to Proponent(s)/Submitters

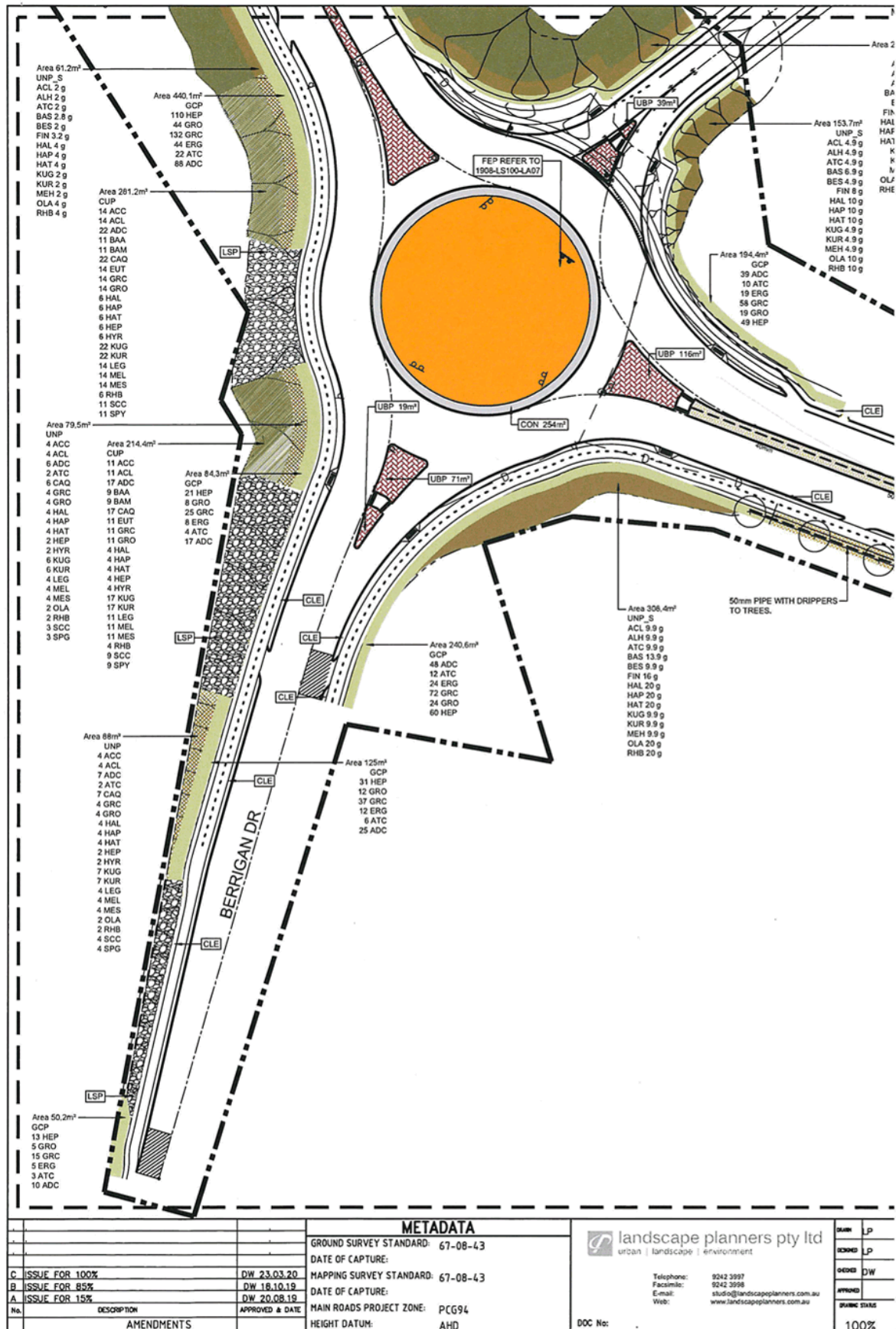
The Proponent(s) and those who lodged a submission have been advised that this matter is to be considered at the 14 May 2020 Ordinary Council Meeting.

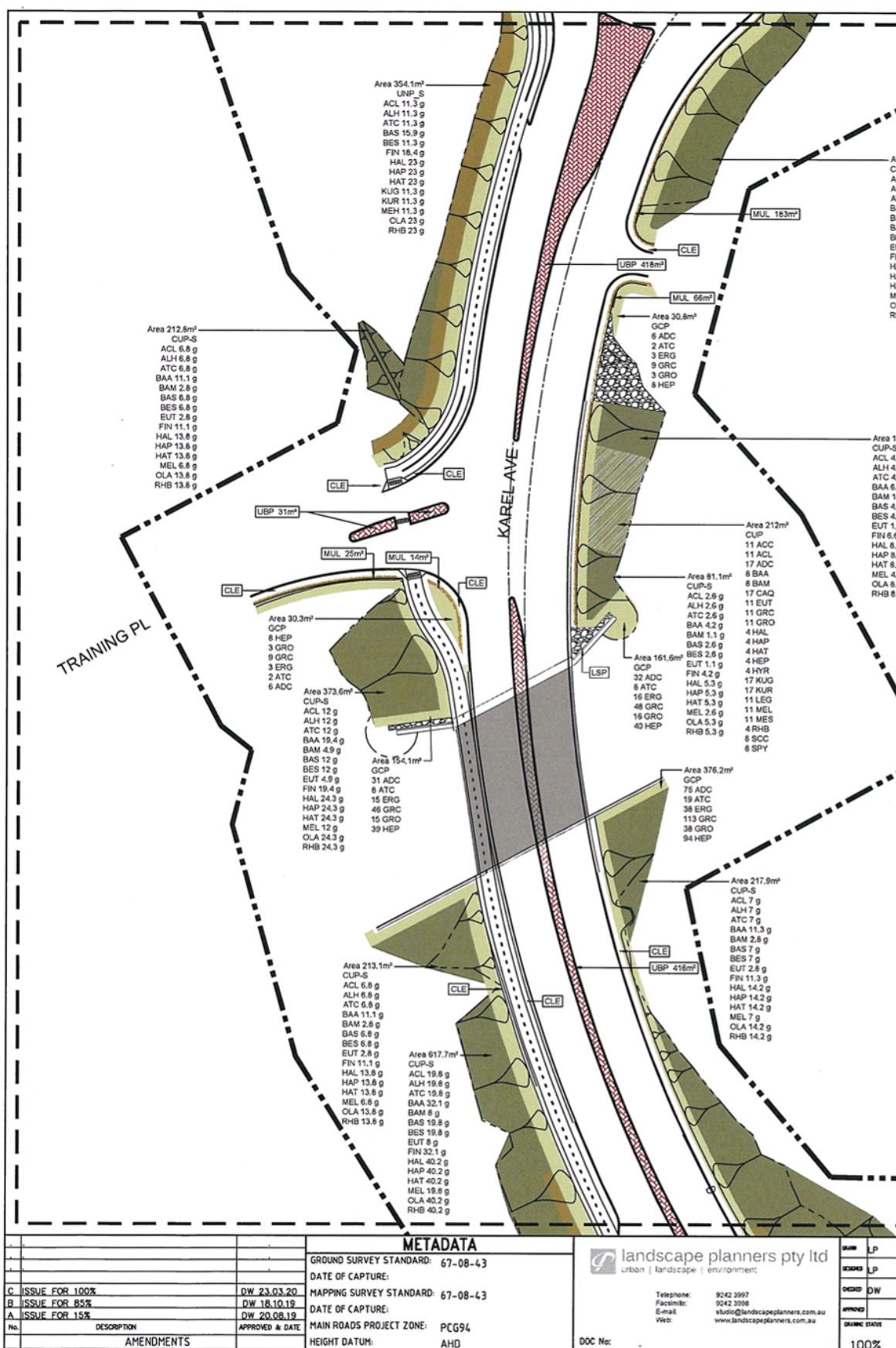
Implications of Section 3.18(3) *Local Government Act 1995*

Nil.

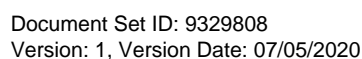


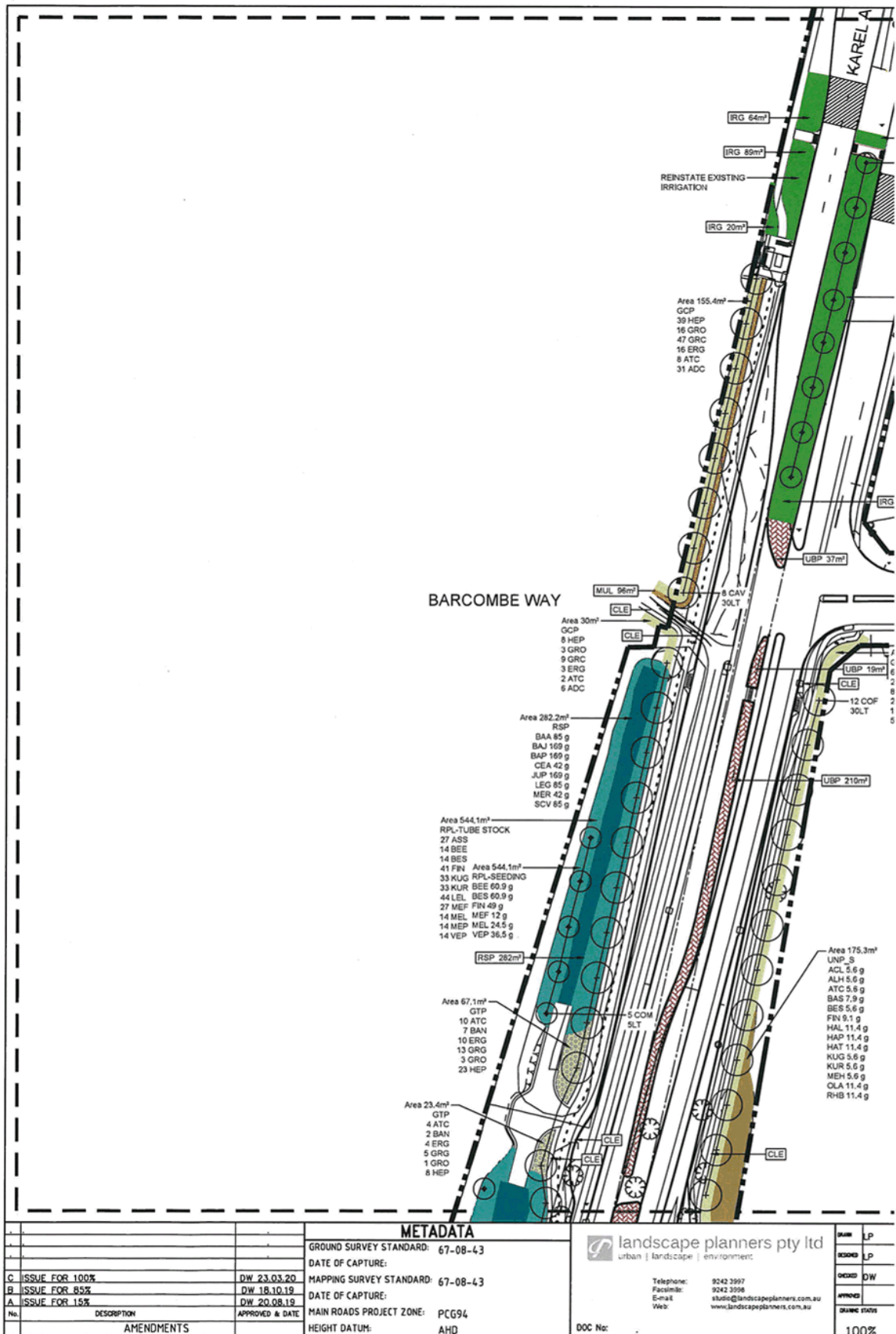
Document Set ID: 9329808
Version: 1, Version Date: 07/05/2020











UNP

SYM.	KEY	BOTANIC NAME	PERCENT	SPACING	QTY.	AREA
ACC		Acacia cochlearis	5	1.0 m	8	8.4 m ²
ACL		Acacia lasiocarpa	5	1.0 m	8	8.4 m ²
ADC		Adenanthos cygnorum	5	1.0 m	13	13.4 m ²
ATC		Atriplex cinerea	2	1.0 m	4	3.4 m ²
CAQ		Calothamnus quadrifidus	8	1.0 m	13	13.4 m ²
GRC		Grevillea erithymifolia	5	1.0 m	8	8.4 m ²
GRO		Grevillea obtusifolia 'gin gin gem'	5	1.0 m	8	8.4 m ²
HAL		Hakea lissocarpa	5	1.0 m	8	8.4 m ²
HAP		Hakea prostrata	5	1.0 m	8	8.4 m ²
HAT		Hakea trifurcata	5	1.0 m	8	8.4 m ²
HEP		Hemidra pungens	2	1.0 m	4	3.4 m ²
HYR		Hypocalymma robustum	2	1.0 m	4	3.4 m ²
KUG		Kunzea globescens	8	1.0 m	13	13.4 m ²
KUR		Kunzea recurva	8	1.0 m	13	13.4 m ²
LEG		Lepidosperma galdatum	5	1.0 m	8	8.4 m ²
MEL		Melaleuca lateritia	5	1.0 m	8	8.4 m ²
MES		Melaleuca systena	5	1.0 m	8	8.4 m ²
OLA		Olearia axillaris	2	1.0 m	4	3.4 m ²
RHB		Rhagodia baccata	2	1.0 m	4	3.4 m ²
SCC		Scaevola crassifolia	4	1.0 m	7	6.7 m ²
SPG		Spyridium globulosum	4	1.0 m	7	6.7 m ²

UNP S

SYM.	KEY	BOTANIC NAME	GRAMS
ACL		Acacia lasiocarpa	63
ALH		Allocasuarina humilis	63
ATC		Atriplex cinerea	63
BAS		Banksia sessilis	89
BES		Beaufortia squarrosa	63
FIN		Ficinia nodosa	102
HAL		Hakea lissocarpa	128
HAP		Hakea prostrata	128
HAT		Hakea trifurcata	128
KUG		Kunzea globescens	63
KUR		Kunzea recurva	63
MEL		Melaleuca heuglii	63
OLA		Olearia axillaris	128
RHB		Rhagodia baccata	128

RSP

SYM.	KEY	BO
BAA		Bou
BAJ		Bou
BAP		Bou
CEA		Can
JUP		Jun
LEG		Lep
MER		Mel
SCV		Sch

GCP

SYM.	KEY	BO
ADC		Aden
ATC		Atrip
ERC		Ere
GRC		Grev
GRO		Grev
HEP		Hem

GTP

SYM.	KEY	BO
ATC		Atrip
BAN		Ban
ERC		Ere
GRC		Grev
GRO		Grev
HEP		Hem

LDP-TUBI

SYM.	KEY	BO
ACC		Acac
ACL		Acac
ADC		Aden
BAA		Ban
BAM		Ban
CAQ		Calo
EUT		Euc
GRC		Grev
GRO		Grev
HAL		Hake
HAP		Hake
HAT		Hake
HEP		Hem
HYR		Hypt
KUG		Kunz
KUR		Kunz
LEG		Lep
MEL		Melo
MES		Melo
RHB		Rhag
SCC		Scaev
SPY		Spyr

SINGLE P

SYM.	KEY	BO
ADC		Aden
ATC		Atrip
ERC		Ere
GRC		Grev
HEP		Hem

CUP

SYM.	KEY	BOTANIC NAME	%	SPACING	QTY.	AREA
ACC		Acacia cochlearis	5	1.0 m	85	84.6 m ²
ACL		Acacia lasiocarpa	5	1.0 m	85	84.6 m ²
ADC		Adenanthos cygnorum	8	1.0 m	135	135.4 m ²
BAA		Banksia attenuata	4	1.0 m	67	67.7 m ²
BAM		Banksia menziesii	4	1.0 m	67	67.7 m ²
CAQ		Calothamnus quadrifidus	8	1.0 m	135	135.4 m ²
EUT		Eucalyptus tottiana	5	1.0 m	85	84.6 m ²
GRC		Grevillea erithymifolia	5	1.0 m	85	84.6 m ²
GRO		Grevillea obtusifolia 'gin gin gem'	5	1.0 m	85	84.6 m ²
HAL		Hakea lissocarpa	2	1.0 m	34	33.9 m ²
HAP		Hakea prostrata	2	1.0 m	34	33.9 m ²
HAT		Hakea trifurcata	2	1.0 m	34	33.9 m ²
HEP		Hemidra pungens	2	1.0 m	34	33.9 m ²
HYR		Hypocalymma robustum	2	1.0 m	34	33.9 m ²
KUG		Kunzea globescens	8	1.0 m	135	135.4 m ²
KUR		Kunzea recurva	8	1.0 m	135	135.4 m ²
LEG		Lepidosperma galdatum	5	1.0 m	85	84.6 m ²
MEL		Melaleuca lateritia	5	1.0 m	85	84.6 m ²
MES		Melaleuca systena	5	1.0 m	85	84.6 m ²
RHB		Rhagodia baccata	2	1.0 m	34	33.9 m ²
SCC		Scaevola crassifolia	4	1.0 m	67	67.7 m ²
SPY		Spyridium globulosum	4	1.0 m	67	67.7 m ²

CUP-S

SYM.	KEY	BOTANIC NAME	GRAMS
ACL		Acacia lasiocarpa	172
ALH		Allocasuarina humilis	172
ATC		Atriplex cinerea (prostrate)	172
BAA		Banksia attenuata	278
BAM		Banksia menziesii	70
BAS		Banksia sessilis	172
BES		Beaufortia squarrosa	172
EUT		Eucalyptus tottiana	70
FIN		Ficinia nodosa	278
HAL		Hakea lissocarpa	348
HAP		Hakea prostrata	348
HAT		Hakea trifurcata	348
MEL		Melaleuca heuglii	172
OLA		Olearia axillaris	348
RHB		Rhagodia baccata	348

RPL-TUBE STOCK

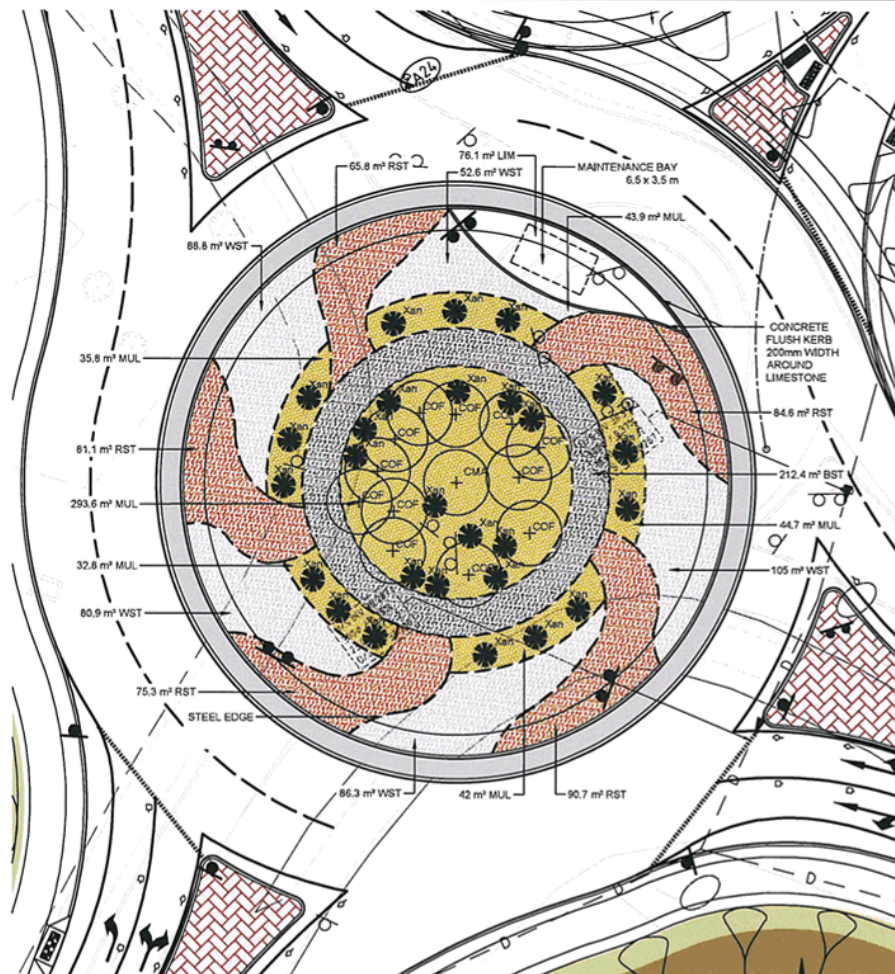
SYM.	KEY	BOTANIC NAME	PERCENT	SPACING	QTY.	AREA
ASS		Asteriscus scoparia	10	1.4 m	190	381.1 m ²
BEE		Beaufortia elegans	5	1.4 m	96	190.6 m ²
BES		Beaufortia squarrosa	5	1.4 m	96	190.6 m ²
FIN		Ficinia nodosa	15	1.4 m	286	571.7 m ²
KUG		Kunzea globescens	12	1.4 m	229	457.4 m ²
KUR		Kunzea recurva	12	1.4 m	229	457.4 m ²
LEL		Lepidosperma longistylis	16	1.4 m	305	609.8 m ²
MEF		Melaleuca fulgens	10	1.4 m	190	381.1 m ²
MEL		Melaleuca lateritia	5	1.4 m	96	190.6 m ²
MEP		Melaleuca premissa	5	1.4 m	96	190.6 m ²
VEP		Verticordia plumosa	5	1.4 m	96	190.6 m ²

RPL-SEEDING

KEY	BOTANIC NAME	GRAMS
BEE	Beaufortia elegans	427
BES	Beaufortia squarrosa	427
FIN	Ficinia nodosa	343
MEF	Melaleuca fulgens	84
MEL	Melaleuca lateritia	172
VEP	Verticordia plumosa	255

METADATA				landscape planners pty ltd		DATE	LP
GROUND SURVEY STANDARD: 67-08-43				urban landscape environment		DATE	LP
DATE OF CAPTURE:				Telephone: 9242 3997		DATE	DW
MAPPING SURVEY STANDARD: 67-08-43				Facsimile: 9242 3998		DATE	LP
DATE OF CAPTURE:				Email: studio@landscapeplanners.com.au		DATE	LP
MAIN ROADS PROJECT ZONE: PCG94				Web: www.landscapeplanners.com.au		DATE	LP
HEIGHT DATUM: AHD				DOC No:		DATE	LP
AMENDMENTS				100%		DATE	LP

Document Set ID: 9329804
Version: 1, Version Date: 15/04/2020



HARDSCAPE SCHEDULES

SYM.	KEY	FINISH	DESCRIPTION	QTY.
	BST	BASSALT STONE AGGREGATE	100mm DEPTH	594.2 m³
	LIM	COMPACTED LIMESTONE	100mm DEPTH	186.3 m³
	RST	LATERITE STONE AGGREGATE	100mm DEPTH	699.5 m³
	WST	QUARTZ STONE AGGREGATE	100mm DEPTH	1125.7 m³

MULCH

SYM.	KEY	FINISH	DESCRIPTION	QTY.
	MUL	MULCH ONLY	75mm DEPTH	972.1 m³

STEEL EDGE

SYM.	FINISH	DESCRIPTION
	STEEL EDGE	LINKEDGE 100mm x 3 m STRATAGREEN / HEAVY DUTY RANGE

TREE

SYM.	BOTANIC NAME	POT	SPACING	QTY.
+COF	Corymbia Ficifolia	30LT	AS SHOWN	26
+CMA	Corymbia Maculata	30 Lt	AS SHOWN	1
Xan	Xanthorrhoea Grass Tree	TRANSPLANT	AS SHOWN	27

METADATA

		GROUND SURVEY STANDARD:	67-08-43
		DATE OF CAPTURE:	
		MAPPING SURVEY STANDARD:	67-08-43
		DATE OF CAPTURE:	
		MAIN ROADS PROJECT ZONE:	PCG94
		HEIGHT DATUM:	AHD
C	ISSUE FOR 100%	DW 23.03.20	
B	ISSUE FOR 85%	DW 18.10.19	
A	ISSUE FOR 15%	DW 20.08.19	
No.	DESCRIPTION	APPROVED & DATE	
	AMENDMENTS		

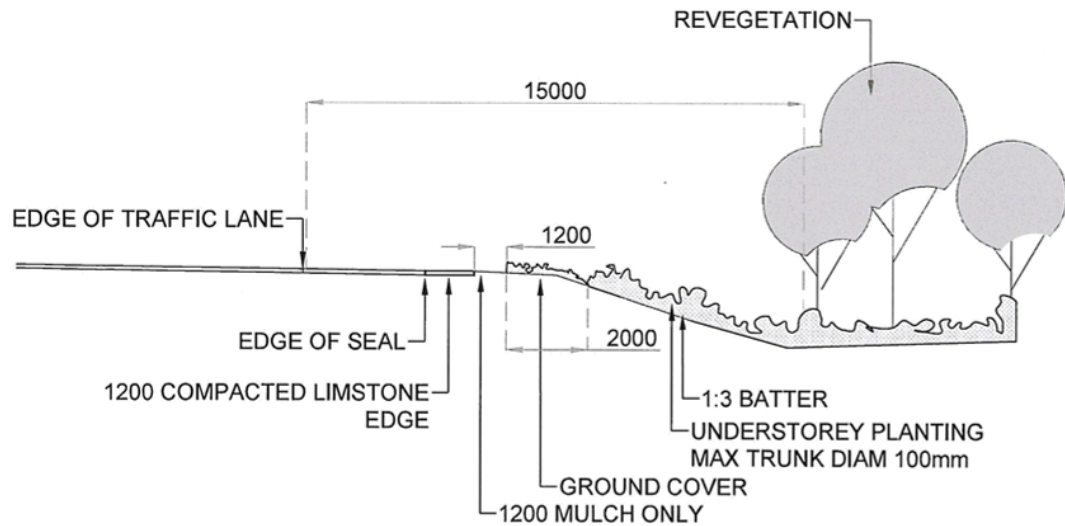
landscape planners pty ltd
urban | landscape | environment

Telephone: 9242 3997
Facsimile: 9242 3996
Email: studio@landscapeplanners.com.au
Web: www.landscapeplanners.com.au

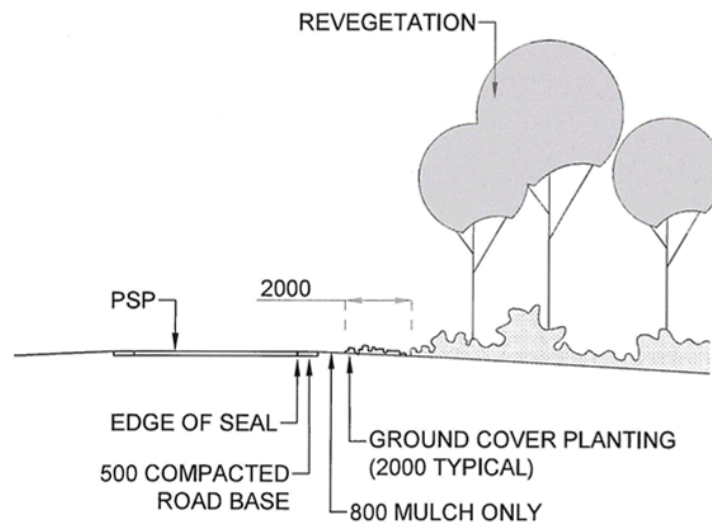
DOC No:

DRAWN	LP
DESIGNED	LP
CHECKED	DW
APPROVED	
DURING STAGE	

Document Set ID: 9262704
Version: 1, Version Date: 15/04/2020



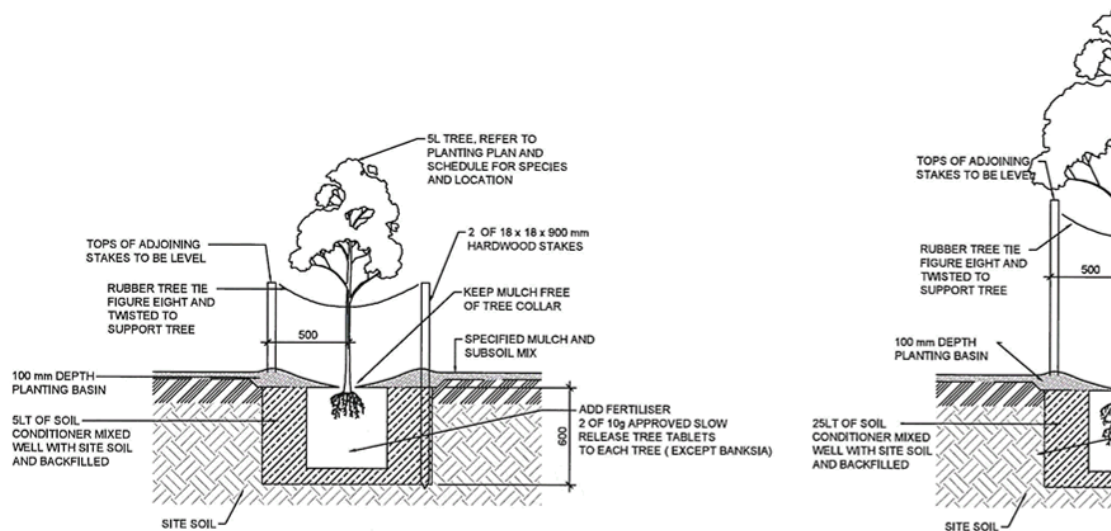
1 TYPICAL PLANTING OFFSETS FOR KAREL AVE (NO BARRIER)
SECTION SCALE NTS



3 TYPICAL PLANTING OFFSETS FOR PSP
SECTION SCALE NTS

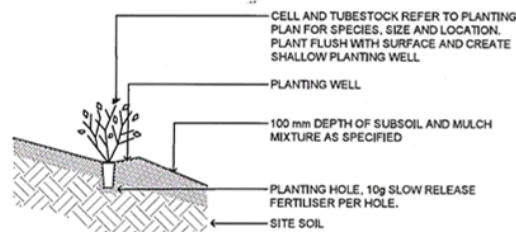
METADATA				landscape planners pty ltd		DATE	LP
GROUND SURVEY STANDARD: 67-08-43				urban landscape environment		ISSUED	LP
DATE OF CAPTURE:				Telephone: 9242 3997		DRAWN	DW
MAPPING SURVEY STANDARD: 67-08-43				Facsimile: 9242 3998		APPROVED	
DATE OF CAPTURE:				Email: studio@landscapeplanners.com.au		DRAWING STATUS	
MAIN ROADS PROJECT ZONE: PCG94				Web: www.landscapeplanners.com.au		100%	
HEIGHT DATUM: AHD				DOC No:			
AMENDMENTS							

Document Set ID: 9329808
Version: 1, Version Date: 07/05/2020

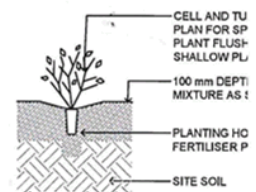


1 SECTION
TYPICAL TREE PLANTING-5L
SCALE 1:20


2 SECTION
TYPICAL TREE
SCALE 1:20



3 SECTION
CELL AND TUBESTOCK PLANTING- EMBANKMENT
SCALE 1:10



4 SECTION
CELL AND TUBES
SCALE 1:10

				METADATA		 landscape planners pty ltd urban landscape environment		DATE	LP
				GROUND SURVEY STANDARD: 67-08-43				0000	LP
				DATE OF CAPTURE:				0000	DW
				MAPPING SURVEY STANDARD: 67-08-43				0000	LP
				DATE OF CAPTURE:				0000	DW
				MAIN ROADS PROJECT ZONE: PCG94				0000	LP
				HEIGHT DATUM: AHD				0000	DW
				APPROVED & DATE				0000	LP
				AMENDMENTS				0000	DW
								0000	LP
								0000	DW
								0000	LP
								0000	DW
								0000	LP
								0000	DW
								0000	LP
								0000	DW
								0000	LP
								0000	DW
								0000	LP
								0000	DW
								0000	LP
								0000	DW
								0000	LP
								0000	DW
								0000	LP
								0000	DW
								0000	LP
								0000	DW
								0000	LP
								0000	DW
								0000	LP
								0000	DW
								0000	LP
								0000	DW
								0000	LP
								0000	DW
								0000	LP
								0000	DW
								0000	LP
								0000	DW
								0000	LP
								0000	DW
								0000	LP
								0000	DW
								0000	LP
								0000	DW
								0000	LP
								0000	DW
								0000	LP
								0000	DW
								0000	LP
								0000	DW
								0000	LP
								0000	DW
								0000	LP
								0000	DW
								0000	LP
								0000	DW
								0000	LP
								0000	DW
								0000	LP
								0000	DW
								0000	LP
								0000	DW
								0000	LP
								0000	DW
								0000	LP
								0000	DW
								0000	LP
								0000	DW
								0000	LP
								0000	DW
								0000	LP
								0000	DW
								0000	LP
								0000	DW
								0000	LP
								0000	DW
								0000	LP
								0000	DW
								0000	LP
								0000	DW
								0000	LP
								0000	DW
								0000	LP
								0000	DW
								0000	LP
								0000	DW
								0000	LP
								0000	DW
								0000	LP
								0000	DW
								0000	LP
								0000	DW
								0000	LP
								0000	DW
								0000	LP
								0000	DW
								0000	LP
								0000	DW
								0000	LP
								0000	DW
								0000	LP
								0000	DW
								0000	LP
								0000	DW
								0000	LP
								0000	DW
								0000	LP
								0000	DW
								0000	LP
								0000	DW
								0000	LP
								0000	DW
								0000	LP
								0000	DW
								0000	LP
								0000	DW
								0000	LP
								0000	DW
								0000	LP
								0000	DW
								0000	LP
								0000	DW
								0000	LP
								0000	DW
								0000	LP
								0000	DW
								0000	LP
								0000	DW
								0000	LP
								0000	DW
								0000	LP
								0000	DW
								0000	LP
								0000	DW
								0000	LP
								0000	DW
								0000	LP
								0000	DW
								0000	LP
								0000	DW
								0000	LP
								0000	DW
								0000	LP
								0000	DW
								0000	LP
								0000	DW
								0000	LP
								0000	DW
								0000	LP
								0000	DW
								0000	LP
								0000	DW
								0000	LP
								0000	DW
								0000	LP
								0000	DW
								0000	LP
								0000	DW
								0000	LP
								0000	DW
								0000	LP
								0000	DW
								0000	LP
								0000	DW
								0000	LP
								0000	DW
								0000	LP
								0000	DW
								0000	LP
								0000	DW
								0000	LP
								0000	DW
								0000	LP
								0000	DW
								0000	LP
								0000	DW
								0000	LP
								0000	DW
								0000	LP
								0000	DW
								0000	LP
								0000	DW
								0000	LP
								0000	DW
								0000	LP
								0000	DW
								0000	LP
								0000	DW
								0000	LP
								0000	DW
								0000	LP
								0000	DW
								0000	LP
								0000	DW
								0000	LP
								0000	DW
								0000	LP
								0000	DW
								0000	LP
								0000	DW
								0000	LP
								0000	DW
								0000	LP
								0000	DW
								0000	LP
								0000	DW
								0000	LP
								0000	DW
								0000	LP
								0000	DW
								0000	LP
								0000	DW
								0000	LP
								0000	DW
								0000	LP
								0000	DW
								0000	LP
								0000	DW
								0000	LP
								0000	

22.2 USE AND EXPANSION OF CLOSED CIRCUIT TELEVISION (CCTV) WITHIN THE CITY OF COCKBURN

Author(s) M Emery

Attachments 1. Artificial Intelligence and Licence Plate Recognition Technology [↓](#)

RECOMMENDATION

That Council:

- (1) endorse the review and drafting of a new Community Safety and CCTV Strategy to occur in 2021;
- (2) include the installation of CCTV in Treeby and the development of a CCTV Subsidy Scheme as items to be considered as part of the development of the Community Safety and CCTV Strategy 2021; and
- (3) expand the current Seniors Security Subsidy to include CCTV systems for current eligible residents.

Background

The City's Closed Circuit Television (CCTV) network commenced in 2012 as a pilot project at Coogee Beach. Since the pilot project, the City's network has grown from 12 cameras to over 500 cameras, spread across multiple sites and City vehicles.

In recent times, the City has been able to capitalise on improving technology and introduce body cameras for its Co Safe Officers and Rangers, test artificial intelligence analysis tools and use facial and license plate recognition software. Due to the City's proactive approach to installing CCTV and successfully testing new technologies, the City has one of the most sophisticated systems, not just in Western Australia, but at a national level.

At the following Ordinary Council Meetings, the following Matters to be Noted for Investigation, Without Debate, were presented:

OCM Details	Elected Member	Report Details
Item 22.5 14 February 2019	Cr Smith	Investigate the potential for installation of monitored CCTV – Treeby
Item 22.1 14 March 2019	Deputy Mayor Kirkwood	Investigate the potential of providing a subsidy for Closed Circuit Television (CCTV) installation to residential properties in the City of Cockburn
Item 22.5 11 April 2019	Cr Smith	Investigate the potential for City CCTV Cameras to include a number plate recognition function

Submission

N/A

Report

The implementation of CCTV to date has generally been covered by actions within the City's Community Safety and CCTV Strategy 2017-2022. Due to the City's ongoing roll-out of all capital works relating to the Strategy, all CCTV projects have now been completed one year ahead of schedule.

Listed within this report are many options for consideration. It is recommended that these options form part of a review and creation of a new Community Safety and CCTV Strategy. Should Council be supportive of this approach, a new Community Safety and CCTV Strategy could be scheduled for completion by March 2021.

As per the Matters for Investigation listed above, to provide clarity, each matter is separately reported below:

Investigate the Proposal for Installation of Monitored CCTV – Treeby – Cr Smith

Since the development of Treeby and subsequent infill of residential dwellings, the reserves and parks have become active areas for residents to use. The City's Officers have had a number of complaints from Treeby residents concerning off-road vehicles, 4WD vehicles and anti-social behaviour in or around the reserves.

Staff have met with residents at Treeby several times and advocated for an increased Police presence. The extent of most community concern has been in regards to the licensed 4WD vehicles using an adjacent underdeveloped property. Due to legislation limitations regarding the *Off-Road Vehicles Act 1978* covering only unlicensed vehicles (non-road worthy dirt bikes and quad bikes), the response to this is challenging from the City's perspective and is essentially a Policing issue.

Based on a proactive response from Cockburn Police, it is understood the corporate entity who owns the adjunct property commonly used by the drivers have now engaged their own security service to evict people from trespassing on their property.

Due to Treeby being a relatively new suburb, WA Police crime statistics are based on data from 2015 onwards only. In addition to the increasing growth in population within the suburb, the crime statistics are too immature to use as a gauge on any long term crime trends. Furthermore, there is little data to support or suggest that Treeby has a

higher than average crime rate in comparison to other suburbs within the City, or the Perth metropolitan area.

The use of CCTV in Treeby could be advantageous as an aid to minimising anti-social behaviour and increasing the perception of safety. The design of Treeby lends itself to the installation of CCTV in main entry points to the estate and relatively level topography would allow for easy connection to the City's CCTV network for monitoring.

The Installation of CCTV could be completed by any of the following three options:

1. Installation of CCTV cameras in and around Treeby Reserve, Amethyst and Clementine Parks. Estimated installation cost: \$85,000.
2. Option 1 plus cameras installed at Sunstone and Sapphire Parks, and at the entry into the suburb at Armadale Road with License Plate Recognition capable cameras. Estimated installation cost: \$160,000.
3. Options 1 and 2, plus cameras installed at all entry points into the estate bound by Armadale Road, Dollier Street, Solomon Road, Jandakot Road and Solitaire Road, with License Plate Recognition capable cameras. Estimated installation cost: \$305,000

Option 3 would present the greatest coverage out of the three presented options. Due to the heightened level of surveillance of Option 3, targeted community engagement should be completed, to ensure the residents of Treeby are supportive of such a system.

The estimated time to install any of the above options would take approximately 4 months from Council approval.

Investigate the Potential of Providing a Subsidy for Closed Circuit Television (CCTV) Installation to Residential Properties in the City of Cockburn – Cr Kirkwood

The City has provided a security subsidy for many years to those who hold a disability or seniors' pension card. The subsidy has to date generally covered security screen doors, roller shutters and alarm systems. The subsidy is a well-utilised service by many eligible residents, with the City subsidising approximately \$45,000 of work per year.

The Cockburn Age Friendly Reference Group and Neighbourhood Watch volunteer members have expressed a desire for an expanded subsidy to cover the installation of CCTV for homes.

Within Western Australia, several other Local Governments have adopted a CCTV subsidy for their residents.

One example is the Town of Victoria Park which has a CCTV Partnership Program, assisting private residences, businesses or community groups in installing an effective CCTV system and creating a partnership between the applicant, WA Police and the Town of Victoria Park. The Town of Victoria Park provides up to \$750 funding towards approved partnership projects.

The City of Karratha provides a subsidy of up to \$500 per year to residents. Parts of their subsidy conditions require the applicant to use locally licensed security system installers, as an economic aid to local businesses.

The Town of Cambridge offers a limited CCTV Community Partnership Subsidy Program. The Town of Cambridge is offering 60 CCTV partnerships with a rebate of up to \$500 available to eligible residents, community groups and businesses, until 30 June 2020. Eligibility requirements state that one camera in the system is to be angled to face public space, such as a road or park, and be installed by a licensed security agent.

None of the three case studies provided above require the applicant to be a pension cardholder. The Town of Victoria Park and Town of Cambridge also extend their programs to community groups and businesses.

Subject to the application criteria, residents, businesses and community groups may heavily utilise any proposed subsidy within the City. Due to this, it is recommended that Council;

1. Expand the current Senior Security Subsidy to include CCTV for current eligible residents; and
2. Explore the potential for expanding the Subsidy during the review and creation of the proposed Community Safety and CCTV Strategy.

Investigate the Potential for City CCTV Cameras to include a Number Plate Recognition Function – Cr Smith

In recent years the technology used to create License Plate Recognition (LPR) capable CCTV systems has grown considerably (*Attachment 1*). Until recently, the technology was expensive, limited and successful recognition rates on passing vehicle number plates varied greatly.

Since 2019, the City has tested LPR technology in Cockburn Central and carparks at Coogee Beach. In recent times, the technology has expanded to entry and exit points within Port Coogee.

LPR has many benefits for improving community safety and assisting the WA Police with crime prevention, such as providing alerts for

vehicles on a secure 'blacklist'. For example, stolen vehicles or vehicles owned by wanted persons can be reported to the WA Police in real time.

In addition to crime prevention benefits, 'whitelist' can be used for business intelligence tracking. For example, monitoring the time the City's Co Safe vehicles patrol a particular area during a specified timeframe.

In May 2020, the City will be releasing a CCTV analytics tender, with the intent to procure a supplier/multiple suppliers of LPR and other Artificial Intelligence and facial recognition software.

The scope of this tender is to expand the City's use of LPR and AI to approximately 40 cameras in Cockburn Central, Cockburn ARC and the Cockburn Youth Centre. Testing of AI software will include a list of proof of concepts, broken down into several key areas.

Further expansion of AI solutions and LPR will be considered after the successful completion of the AI Tender in mid-2020.

Strategic Plans/Policy Implications

Community, Lifestyle and Security

Provide safe places and activities for residents and visitors to relax and socialise.

Leading and Listening

Provide for community and civic infrastructure in a planned and sustainable manner, including administration, operations and waste management.

Budget/Financial Implications

If Council is supportive, it is recommended that both the potential options for CCTV in Treeby and the development of a CCTV funding program be considered as part of the development of the Community Safety and CCTV Strategy 2021, which will determine timing of the initiatives in the context of all other priorities.

The current annual allocation for the Senior Security Subsidy will be adequate to handle any increase in applications due to expanding the approved product range to include CCTV. As such, there are no financial implications for the current (2020/2021) budget.

Legal Implications

The use of CCTV is governed by the State's *Surveillance Devices Act 1998*. As technology grows, there may be additional privacy legislation needing to be considered and adhered to at State and Federal levels. At present, there have been some CCTV privacy issues in the eastern states. For the most part, these do not affect CCTV use within Western Australia, due to governing laws differing from state to state.

Community Consultation

Should Council adopt the recommendation to bring forward the creation of a new Community Safety and CCTV Strategy, specific community and stakeholder consultation will be undertaken as part of developing the strategy.

Risk Management Implications

Data obtained and stored by the City's CCTV network brings risks of hacking and malicious damage. The City's officers adhere to the City's Cyber Security Policy and have undergone preliminary penetration testing to mitigate any malicious events. To further mitigate this risk, the City's Rangers and Community Safety Section (the managers of the CCTV network) actively involve the City's Information Services team and Cyber Security Officer in all critical design changes of the CCTV network.

Should the CCTV network be accessed by an unauthorised party, there could be "Moderate" level of "Brand / Reputation" risk to the City. Furthermore, there could be a loss in public support for the future CCTV installations in public locations.

Advice to Proponent(s)/Submitters

N/A

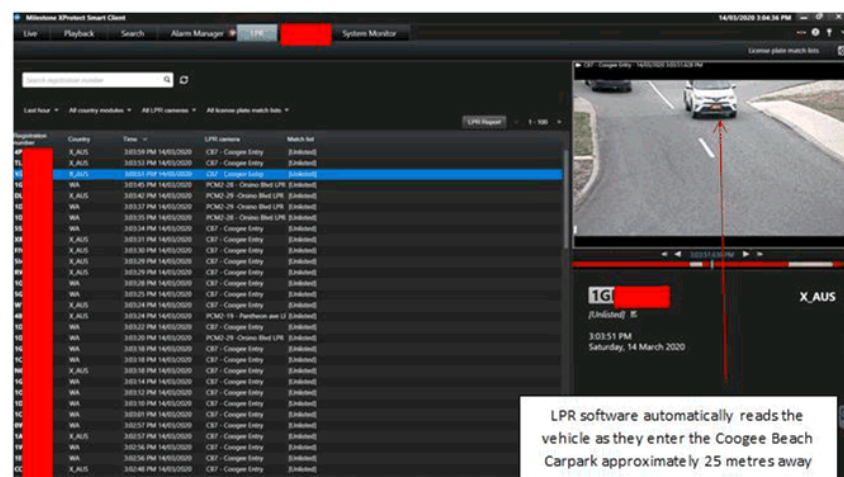
Implications of Section 3.18(3) *Local Government Act 1995*

Nil

AI and Licence Plate Recognition

Image One (Below) shows a test of the City's LPR platform. **Note:** some of the image has been redacted for privacy reasons.

Image One – City of Cockburn LRP Software



The use of such technology over a large geographical area and ability to provide reliable real-time alerts needs to be supported by a resilient and secure network. In 2019/2020, the City's CCTV network has undertaken a significant improvement in the overall design of the network, so the expansion of such technology can occur without system derogation. Image two below shows the point and click style user interface, allowing for rapid review of CCTV locations by CoSafe. The system also shows internal floor plans and camera locations inside City facilities.

Image Two – CCTV user dashboard

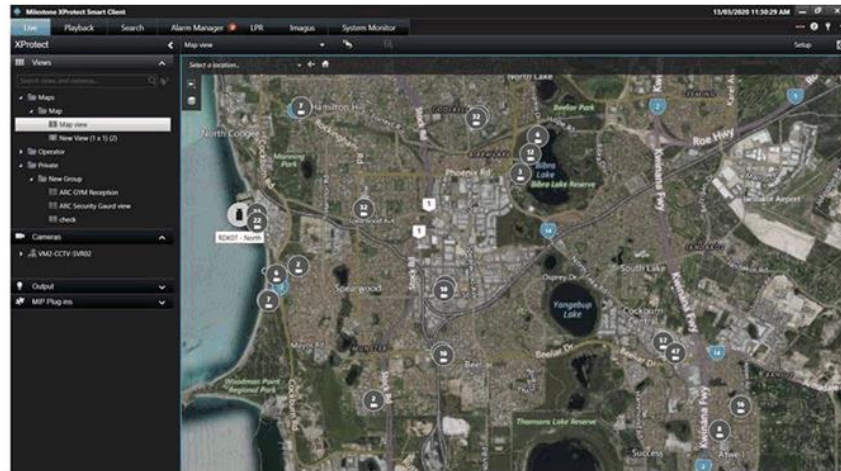


Image 3 (below) is an example of business intelligence gained by the use of this software. The image below shows the frequency of areas used by pedestrian and vehicle travel, then averages it out to create a heat map for a designated period. Such technology could be used to monitor traffic counts and commonly used areas to prioritise maintenance.

Image Three – AI Generated Heat Map


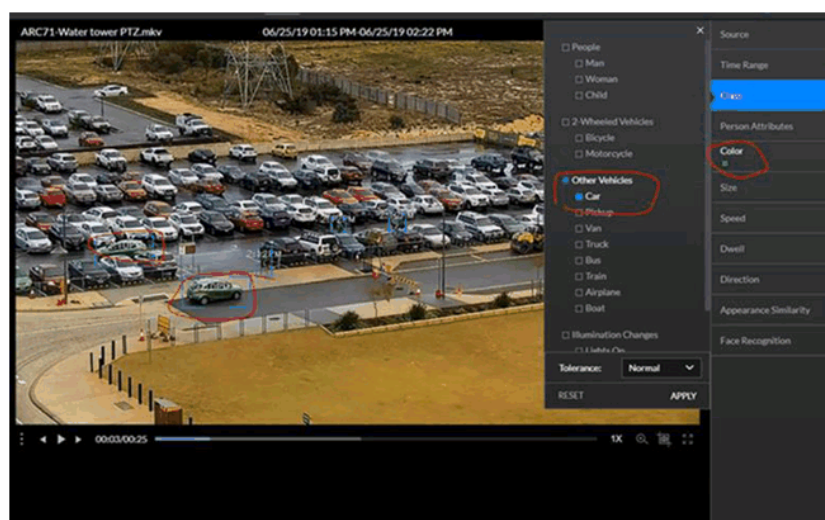


Image 4 (below) shows the use of a forensic analysis capability to search hours of footage within minutes by the use of artificial intelligence. Within the image below, the screen shows all green vehicles that entered the Cockburn ARC on a specific day. The software then merges all the images to together allowing the operator to view specific footage within minutes. Technology such as this improves the productivity of Officers.

Image Four – Forensic Analysis Tool

Image shows the operator searching for all green cars during a certain time period.



23. CONFIDENTIAL BUSINESS

Nil

24. RESOLUTION OF COMPLIANCE

RECOMMENDATION

That Council is satisfied that resolutions carried at this Meeting and applicable to items concerning Council provided services and facilities, are:-

- (1) integrated and co-ordinated, so far as practicable, with any provided by the Commonwealth, the State or any public body;
- (2) not duplicated, to an extent Council considers inappropriate, services or facilities as provided by the Commonwealth, the State or any other body or person, whether public or private; and
- (3) managed efficiently and effectively.

25. CLOSURE OF MEETING