



The Council of the City of Cockburn

Ordinary Council Meeting  
**Agenda**

Tuesday, 14 April 2026



City of Cockburn  
PO Box 1215, Bibra Lake  
Western Australia 6965

Cnr Rockingham Road and  
Coleville Crescent, Spearwood

Telephone: (08) 9411 3444  
Facsimile: (08) 9411 3333

## Notice of Meeting

Pursuant to Clause 2.4 of Council's Standing Orders, an Ordinary Meeting of Council has been called for Tuesday 14 April 2026.

The meeting is to be conducted at 7:00 PM in the City of Cockburn Council Chambers, Administration Building, Coleville Crescent, Spearwood.

A handwritten signature in black ink, appearing to be 'D. Arndt', is written over a horizontal line.

Daniel Arndt  
**Acting Chief Executive Officer**

## Ordinary Council Meeting, 7:00pm, Tuesday, 14 April 2026

### Table of Contents

	Page
1. Declaration of Meeting.....	5
2. Appointment of Presiding Member (when required).....	5
3. Disclaimer .....	5
4. Acknowledgement of Receipt of Written Declarations of Financial Interests and Conflict of Interest (by Presiding Member).....	5
5. Apologies and Leaves of Absence.....	5
6. Response to Previous Public Questions Taken on Notice .....	6
7. Written Requests for Leave of Absence.....	6
8. Public Question Time .....	6
9. Confirmation of Minutes.....	6
9.1 Minutes of the Ordinary Council Meeting - 10/3/202 .....	6
10. Deputations .....	6
11. Business Left Over from Previous Meeting (if adjourned) .....	6
12. Declaration by Members who have Not Given Due Consideration to Matters Contained in the Business Paper Presented before the Meeting .....	7
13. Decisions Made at Electors Meeting.....	7
14. Reports - CEO (and Delegates).....	8
14.1 Sustainable Development and Safety .....	8
14.1.1 Initiation of (Complex) Amendment No.188 to Town Planning Scheme No.3 - Deletion of Development Contribution Area 12 'Packham North'.....	8
14.1.2 Reconsideration of Development Application - DA24/0974 - Rural Fencing - 158 Lorimer Road, Beeliar - State Administrative Tribunal Review .....	26
14.1.3 WALGA Climate Change Advocacy Position.....	98
14.2 Corporate and System Services .....	116
14.2.1 Budget Amendments to the 2025-26 Municipal Budget.....	116
14.2.2 Payments Made from Municipal Fund and Local Procurement Summary - February 2026 .....	120
14.2.3 Monthly Financial Report - February 2026.....	202
14.3 Infrastructure Services.....	230
14.3.1 RFT02/2026 - Landscape Works (Various Arterial Roads).....	230
14.3.2 Rockingham Road Improvement Project - Coleville Cres to Phoenix Rd .....	242
14.4 Community and Place .....	247
14.4.1 Beeliar Reserve Redevelopment.....	247

---

14.5	Office of the CEO .....	256
14.5.1	Appointment of Members - Code of Conduct Complaints Committee.....	256
14.5.2	Appointment of Delegate - WALGA South Metropolitan Zone .....	259
14.5.3	Business Continuity Planning - Fuel Supply .....	262
14.5.4	New Civic and Administration Centre (NCAC) Reference Group.....	266
15.	Reports - Standing Committee .....	272
16.	Committee Minutes.....	272
17.	Motions of Which Previous Notice Has Been Given.....	272
18.	Notices Of Motion Given At The Meeting For Consideration At Next Meeting.....	272
19.	New Business of an Urgent Nature Introduced by Members or Officers .....	272
20.	Matters to be Noted for Investigation Without Debate .....	272
21.	Confidential Business .....	273
21.1	Multiple Dog Application - Coogee.....	273
21.2	Multiple Dog Application - Hamilton Hill .....	273
22.	Closure of Meeting .....	273

Ordinary Council Meeting, 7:00pm, Tuesday, 14 April 2026

## Agenda

### 1. Declaration of Meeting

#### **Acknowledgement of Country**

The City of Cockburn acknowledges the Nyungar people of Beeliar Boodjar. Long ago, now and in the future they care for Country. We acknowledge a continuing connection to Land, Waters and Culture and pay our respects to the Elders, past and present.

### 2. Appointment of Presiding Member (when required)

### 3. Disclaimer

Members of the public, who attend Council Meetings, should not act immediately on anything they hear at the Meetings, without first seeking clarification of Council's position.

Persons are advised to wait for written advice from the Council prior to taking action on any matter that they may have before Council.

### 4. Acknowledgement of Receipt of Written Declarations of Financial Interests and Conflict of Interest (by Presiding Member)

### 5. Apologies and Leaves of Absence

#### **Apologies**

Mr D Simms, Chief Executive Officer

Mr A Lees, Director Infrastructure Services

#### **Leave of Absence**

Cr Philip Eva Eva

## **6. Response to Previous Public Questions Taken on Notice**

### **Michael Separovich, Spearwood**

The following question was taken on notice at the 10 March 2026 Ordinary Council Meeting. Mr Separovich was provided with the below response:

While I was on Council two years ago, I attended the Indian Ocean Defence Summit. Can I clarify that that event was the first time the City had heard of the Henderson Consolidation Project?

### **Response**

Following further research, I can advise that the Federal Government formally announced the creation of a defence-owned precinct, to service Australia's surface fleet as well as the future nuclear-powered attack submarines, at Henderson in October 2024.

## **7. Written Requests for Leave of Absence**

Nil

## **8. Public Question Time**

## **9. Confirmation of Minutes**

### **9.1 Minutes of the Ordinary Council Meeting - 10/3/202**

<b>Recommendation</b>
-----------------------

That Council confirms the Minutes of the Ordinary Council Meeting held on Tuesday, 10 March 2026 as a true and accurate record.
---

## **10. Deputations**

## **11. Business Left Over from Previous Meeting (if adjourned)**

Nil

**12. Declaration by Members who have Not Given Due Consideration to Matters Contained in the Business Paper Presented before the Meeting**

**13. Decisions Made at Electors Meeting**

Nil

## 14 Reports - CEO (and Delegates)

### 14.1 Sustainable Development and Safety

#### 14.1.1 Initiation of (Complex) Amendment No.188 to Town Planning Scheme No.3 - Deletion of Development Contribution Area 12 'Packham North'

<b>Responsible Executive</b>	Director Sustainable Development and Safety
<b>Author(s)</b>	Strategic Planning Officer and Service Manager Strategic Planning
<b>Attachments</b>	1. Scheme Amendment No.188 Report <a href="#">↓</a>
<b>Location</b>	Packham North (Coogee and Spearwood)
<b>Owner</b>	Various
<b>Applicant</b>	City of Cockburn
<b>Application Reference</b>	109/188

#### Recommendation

That Council:

- (1) AMENDS the City of Cockburn Town Planning Scheme No. 3, pursuant to Section 75 of the *Planning and Development Act 2005*, by:
  1. Deleting 'Development Contribution Area 12 (Packham North)' from 'Table 10 - Development Contribution Plans' of the Scheme Text; and
  2. Deleting 'Development Contribution Area 12' from the Scheme Maps.
- (2) DETERMINES that the Amendment is 'complex' under the provisions of the *Planning and Development (Local Planning Schemes) Regulations 2015* as it satisfies the following criteria of Part 5, Division 1, Regulation 34:
  - an amendment to identify or amend a development contribution area and delete a development contribution plan.
- (3) SUBMITS two copies of the proposed Amendment to the Western Australian Planning Commission, pursuant to Regulation 37(2) of the *Planning and Development (Local Planning Schemes) Regulations 2015*, to obtain consent to advertise the Scheme Amendment.
- (4) REFERS the Amendment to the Minister for Planning, pursuant to Section 83A of the *Planning and Development Act 2005*, for permission to advertise the proposed Scheme Amendment.
- (5) Upon compliance with Sections 81, 82 and 83A of the *Planning and Development Act 2005*, ADVERTISES the proposed amendment pursuant to the details prescribed within Part 5, Division 3, Regulation 38 of the *Planning and Development (Local Planning Schemes) Regulations 2015*.

**Background**

There are currently 12 Development Contribution Areas (DCAs) and associated Development Contribution Plans (DCPs) operating under the City of Cockburn’s Town Planning Scheme No.3 (TPS3), collecting contributions towards infrastructure through the subdivision and development process.

The establishment and operation of a DCA is guided by State Planning Policy 3.6 (SPP3.6), and more recently the *Planning and Development (Local Planning Schemes) Regulations 2015* (the Regulations).

As the works for the DCP12 project (outlined in Table 10 of TPS3) are complete, the development contribution plan is effectively redundant. No further payments for the associated infrastructure items are required.

Deletion of DCP12 will have no effect on the City-wide development contribution plan for community infrastructure (DCA13) which will continue to apply to anyone who creates additional dwellings via the subdivision or redevelopment process.

**Submission**

N/A

**Report**

For Development Contribution Area 12 (Packham North), Table 10 of TPS3 includes the following detail:

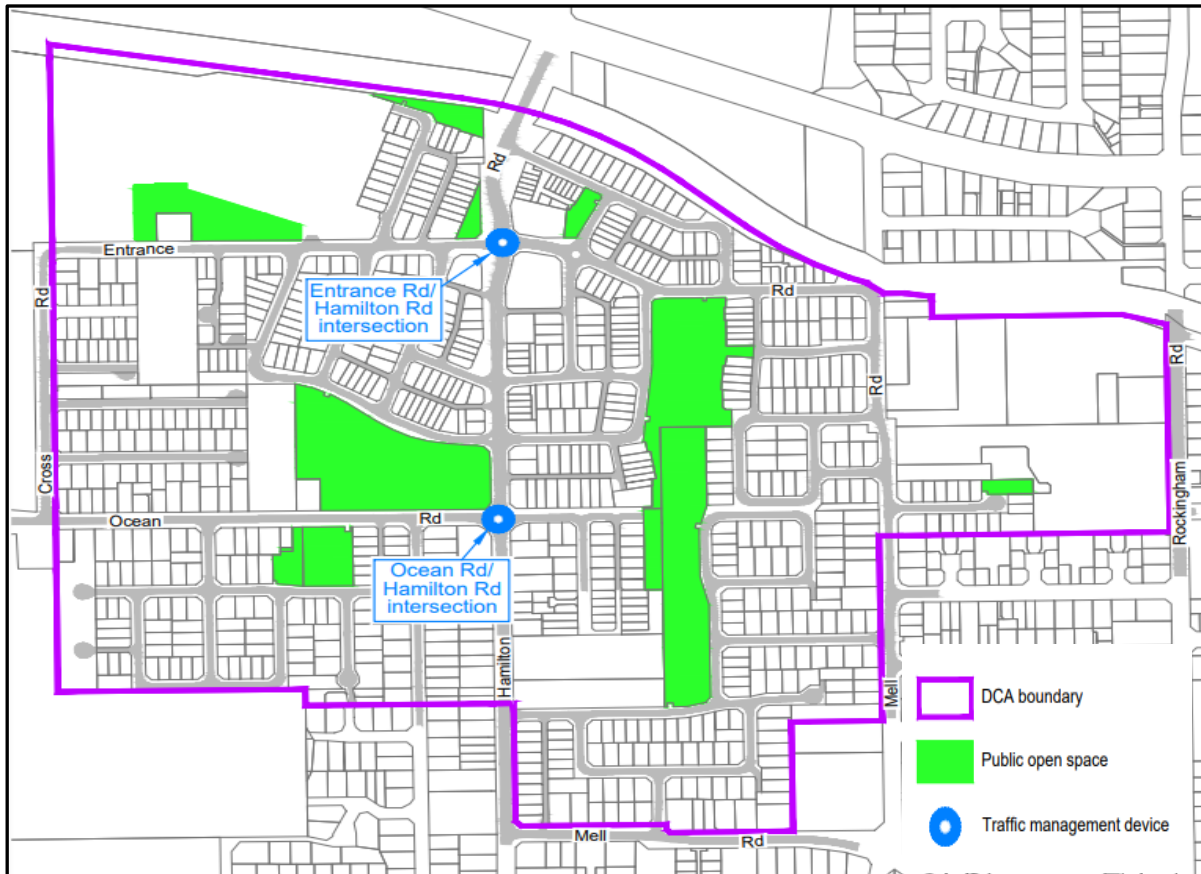
DCA 12	
Area	Packham North
Infrastructure and administrative items to be funded	<p>Contributions shall be made towards the following items:</p> <p>Landowners shall generally be required to contain drainage on their own site. However, where a landowner(s) is required to provide additional capacity within their subdivision or development that is to serve adjoining landowners then all landowners whose land is to be serviced by designated drainage area shall make a proportional contribution to the required drainage land and works. Such proportion is to be calculated on the basis of the area of land within the drainage catchment areas.</p> <p>Drainage works referred to above include internal and offsite arterial groundwater control and drainage infrastructure including detention basins, gross pollutant traps, nutrient stripping and landscaping. Infrastructure within subdivision roads and development sites is the responsibility of the land developer and is not a DCA responsibility.</p> <p>Landowners(s) are required to provide 10% of their landholding(s) for public open space (POS) in accordance with Element 4 of Liveable Neighbourhoods. The structure plan will generally locate POS such that the 10% requirement is satisfied on each owner or group of owners land holdings. However, where the adopted structure plan requires landowners(s) to provide more than their required 10% POS within their subdivision then</p>

	<p>the over and above POS land area shall be a DCA cost item which is contributed to by those landowners not providing 10% of their land. The above liability for POS is to be based on the value of the POS being over provided which is determined in accordance with clause 5.3.9 of the Scheme and apportioned to under providing owners on the basis of the area of a landowner(s) shortfall in meeting the 10% requirement.</p> <p>The cost of landscaping public open space including wetland restoration.</p> <p>The costs of any traffic management device on Integrator or Neighbourhood Connector roads as defined by Element 2 of Liveable Neighbourhoods which are required as part of the development of the DCA area. This includes existing and proposed internal and abutting roads. Preliminary professional services prefunded by the City including drainage, engineering, environmental, servicing, traffic and planning which relate to the DCA area.</p> <p>Costs to implement and administer cost sharing arrangements of the DCA including design, cost estimates and schedules, valuations, annual reviews of land and works, audits, legal advice and administrative costs. The DCA costs shall not apply to Lot 6 Rockingham Road or Lots 16, 17 and 18 Mell Road unless they are the subject of further development in addition to that which already exists or is the subject of a current approval. Cost including fees and interest on any loans raised by the local government to purchase land or undertake any of the DCA12 works.</p>
Method for calculating contributions	<p>All landowners within DCA 12 shall make a proportional contribution to land, infrastructure, works and all associated costs required as part of the development and subdivision of the Packham North Development Contribution Area. The proportional contribution is to be determined in accordance with the provisions of Clause 5.3 and this Development Contribution Plan.</p> <p>Contributions shall be calculated on a per hectare basis.</p> <p>Lots 480-482 Mell Road and Lot 483 Rockingham Road will be required to make only a pro-rata contribution toward the District/Local Water Management Strategy (35.5% for the District level portion of the Strategy only) and Ocean Road/Hamilton Road Traffic Management Device (30%) and no contribution toward the Vegetation Survey and Rare and Priority Flora Search Ocean Road Wetland Study. The pro-rata contributions have been calculated based on locational factors and differences in demand and forecast usage of infrastructure.</p>
Period of operation	Until 30 June 2027. However, the DCP may also be extended for further periods with or without modification by subsequent Scheme Amendments.
Priority and timing	In accordance with the City of Cockburn Capital Expenditure Plan.
Review process	<p>The plan will be reviewed when considered appropriate, though not exceeding a period of five years duration, having regard to the rate of subsequent development in the development contribution area since the last review and the degree of development potential still existing.</p> <p>The estimated infrastructure costs contained in the Packham North Cost Contribution Schedule will be reviewed at least annually to reflect changes in funding and revenue sources and indexed based on the Building Cost Index or other appropriate index as approved by an appropriately qualified independent person.</p>
Participants and	In accordance with the Cost Contribution Schedule adopted by the local

contributions	government for DCA 12.
---------------	------------------------

Its spatial extent is identified on the Scheme Maps as DCA 12. A representation of that area is shown in the map below (note this is not the Scheme map). This shows:

- The traffic management devices on Hamilton Road (Entrance/Ocean Road)
- Public Open Space (POS) provision and development (the over and above 10% portion) including wetland restoration.



Undeveloped land still exists in the DCA, but the delivery of infrastructure is complete, and funds have been over-collected. Clause 6.10.19 of SPP3.6 and subclause 5.3.17.2 of TPS3 establish the framework the City must follow when refunding excess contributions to landowners.

The City was required to notify contributing landowners in the DCA of its intent to return excess funds. The notification outlined the amount, explained funds would be allocated proportionally based on developed area for an equitable distribution, and provided the anticipated timing.

With the surplus payment refunds completed in April 2025 (including a final independent audit of the transactions and reserve account in February 2026), DCA12 can now be deleted from the scheme.

### Summary

The City has completed the necessary steps to close out the DCP for the DCA12. Ministerial approval is therefore sought to remove this defunct DCA from TPS3.

### Amendment Type

The Regulations specify three different types of Scheme amendments, being 'basic', 'standard' and 'complex'. Clause 35(2) of the Regulations requires a resolution of the local government specifying the type of amendment and the reasons for the classification.

The proposed amendment is considered a 'complex' amendment on the basis it proposes to delete DCA12 and its associated plan from TPS3 and the scheme maps.

### **Strategic Plans/Policy Implications**

#### Our Governance

Transparent leadership that listens, communicates openly and plans for a sustainable future.

- Facilitate transparent and accountable governance for today and tomorrow.

### **Budget/Financial Implications**

The final audit of this plan has been undertaken and published to the City's webpage.

### **Legal Implications**

- *Environmental Protection Act (1986)*
- *Planning and Development Act (2005)*
- *Planning and Development (Local Planning Schemes) Regulations (2015)*
- City of Cockburn Town Planning Scheme No.3
- State Planning Policy 3.6 – Infrastructure Contributions

### **Community Consultation**

Scheme Amendment No.188 meets the definition of 'Complex' Scheme Amendment. Part 5, Division 2, Regulation 38 requires advertising for a minimum period of 60 days.

Advertising cannot commence until consent is given by the Western Australian Planning Commission under r.37(2) of the *Planning and Development (Local Planning Schemes) Regulations 2015* and the Minister for Planning under s.83A of the *Planning and Development Act 2005*.

Officers from the Department of Planning, Lands and Heritage were provided an opportunity to review and provide feedback on a draft of this proposal to ensure it contains the level of information expected.

Prior referral to the Environmental Protection Authority is not required in this instance due to the proposal meeting the criteria for exemption under s.81(2) of the Regulations and s.48AAA(2) of the *Environmental Protection Act* (as the proposal is unlikely to have a significant environmental impact).

### **Risk Management Implications**

Once all infrastructure and facilities identified in a DCP have been delivered, the City is required under SPP3.6 to take the appropriate steps to close the DCP within 12 months, or as soon as practicable.

Besides non-compliance with the SPP, if not removed there is a risk that DCA12 will mistakenly be considered an encumbrance or disincentive to further redevelopment, and further officer time will be wasted clarifying there are no further contributions to be levied.

Deleting DCA12 from TPS3 removes a redundant layer of planning control and will help to simplify the local planning framework and aligns with Governance Action 1.5 of the City's Local Planning Strategy.

### **Advice to Proponent(s)/Submitters**

N/A

### **Implications of Section 3.18(3) *Local Government Act 1995***

Nil



Town Planning Scheme No.3  
Amendment No.188  
(Complex)

*Deletion of Development Contribution Area No.12*

**APRIL 2026**

***Planning and Development Act 2005***  
**RESOLUTION TO AMEND A TOWN PLANNING SCHEME**

***City of Cockburn***  
***Town Planning Scheme No.3***  
***Amendment No.188***

RESOLVED that the Council, in pursuance of Section 75 of the *Planning and Development Act 2005*, amend the City of Cockburn Town Planning Scheme No. 3 by:

1. Deleting 'Development Contribution Area 12 (Packham North)' from 'Table 10 – Development Contribution Plans' of the Scheme Text.
2. Deleting 'Development Contribution Area 12' from the Scheme Maps.

The Amendment is 'complex' under the provisions of the *Planning and Development (Local Planning Schemes) Regulations 2015* as it proposes to amend a development contribution area and delete a development contribution plan.

Dated this ..... day of ..... 20.....

\_\_\_\_\_  
CHIEF EXECUTIVE OFFICER

## AMENDMENT REPORT

### 1.0 INTRODUCTION

Amendment No.188 to the City of Cockburn's Town Planning Scheme No.3 (TPS3) seeks to remove Development Contribution Area 12 'Packham North' from the scheme text and maps.

### 2.0 BACKGROUND

There are currently 12 Development Contribution Areas (DCAs) and associated Development Contribution Plans (DCPs) operating under TPS3, collecting contributions towards infrastructure through the subdivision and development process.

The establishment and operation of a DCA is guided by State Planning Policy 3.6 (SPP3.6), and more recently the *Planning and Development (Local Planning Schemes) Regulations 2015* (the Regulations).

It is important to note that DCA13's requirement for contributions to city-wide community infrastructure will remain in effect for any new dwellings created before its 2031 expiration, irrespective of this proposal's outcome.

### 3.0 AMENDMENT TYPE

Part 5, Division 1, Regulation 34 of the *Planning and Development (Local Planning Schemes) Regulations 2015*, identifies different amendment types: basic, standard and complex.

Regulation 35(2) requires the local government to specify in their resolutions to prepare or adopt an amendment what type of amendment it is, as well as the explanation for forming that opinion.

This proposed amendment is considered a 'complex' amendment, which Regulation 34 describes as any of the following:

- a) *an amendment that is not consistent with a local planning strategy for the scheme that has been endorsed by the Commission*
- b) *an amendment that is not addressed by any local planning strategy*
- c) *an amendment relating to development that is of a scale, or will have an impact, that is significant relative to development in the locality*
- d) *an amendment made to comply with an order made by the Minister under section 76 or 77A of the Act*
- e) *an amendment to identify or amend a development contribution area or to prepare or amend a development contribution plan*

The proposed amendment satisfies e) of the above criteria on the basis that it proposes to delete a Development Contribution Area from TPS3.

**4.0 TOWN PLANNING CONTEXT**

**4.1 State Planning Policy 3.6 – Infrastructure Contributions**

SPP 3.6 sets out the principles and requirement that apply to the establishment and collection of infrastructure contributions in new and established areas.

Once all infrastructure and facilities identified in a DCP have been delivered, the local government is required to take the appropriate steps to close the DCP within 12 months, or as soon as practicable, having consideration for the policy provisions for a shortfall or excess funds in a DCP.

**4.2 City of Cockburn Town Planning Scheme No. 3**

DCAs constitute a Special Control Area pursuant to Part 5 of TPS3 and operate in accordance with provisions of clause 5.3.

High level details are included in Table 10 – ‘Development Contribution Plans’ of TPS3, they are also spatially defined on all scheme maps.

**5.0 PROPOSAL**

For Development Contribution Area 12 (Packham North), Table 10 includes the following detail:

	<b>DCA 12</b>
Area	<b>Packham North</b>
Infrastructure and administrative items to be funded	<p>Contributions shall be made towards the following items:</p> <p>Landowners shall generally be required to contain drainage on their own site. However, where a landowner(s) is required to provide additional capacity within their subdivision or development that is to serve adjoining landowners then all landowners whose land is to be serviced by designated drainage area shall make a proportional contribution to the required drainage land and works. Such proportion is to be calculated on the basis of the area of land within the drainage catchment areas.</p> <p>Drainage works referred to above include internal and offsite arterial groundwater control and drainage infrastructure including detention basins, gross pollutant traps, nutrient stripping and landscaping. Infrastructure within subdivision roads and development sites is the responsibility of the land developer and is not a DCA responsibility.</p> <p>Landowners(s) are required to provide 10% of their landholding(s) for public open space (POS) in accordance with Element 4 of Liveable Neighbourhoods. The structure plan will generally locate POS such that the 10% requirement is satisfied on each owner or group of owners land holdings. However, where the adopted structure plan requires landowners(s) to provide more than their required 10% POS within their subdivision then the over and above POS land area shall be a DCA cost item which is contributed to by those landowners not providing 10% of their land. The above liability for POS is to be based on the value of the POS being over provided which is determined in accordance with clause 5.3.9 of the</p>

	<p>Scheme and apportioned to under providing owners on the basis of the area of a landowner(s) shortfall in meeting the 10% requirement.</p> <p>The cost of landscaping public open space including wetland restoration.</p> <p>The costs of any traffic management device on Integrator or Neighbourhood Connector roads as defined by Element 2 of Liveable Neighbourhoods which are required as part of the development of the DCA area. This includes existing and proposed internal and abutting roads. Preliminary professional services prefunded by the City including drainage, engineering, environmental, servicing, traffic and planning which relate to the DCA area.</p> <p>Costs to implement and administer cost sharing arrangements of the DCA including design, cost estimates and schedules, valuations, annual reviews of land and works, audits, legal advice and administrative costs. The DCA costs shall not apply to Lot 6 Rockingham Road or Lots 16, 17 and 18 Mell Road unless they are the subject of further development in addition to that which already exists or is the subject of a current approval. Cost including fees and interest on any loans raised by the local government to purchase land or undertake any of the DCA12 works.</p>
Method for calculating contributions	<p>All landowners within DCA 12 shall make a proportional contribution to land, infrastructure, works and all associated costs required as part of the development and subdivision of the Packham North Development Contribution Area. The proportional contribution is to be determined in accordance with the provisions of Clause 5.3 and this Development Contribution Plan.</p> <p>Contributions shall be calculated on a per hectare basis.</p> <p>Lots 480-482 Mell Road and Lot 483 Rockingham Road will be required to make only a pro-rata contribution toward the District/Local Water Management Strategy (35.5% for the District level portion of the Strategy only) and Ocean Road/Hamilton Road Traffic Management Device (30%) and no contribution toward the Vegetation Survey and Rare and Priority Flora Search Ocean Road Wetland Study. The pro-rata contributions have been calculated based on locational factors and differences in demand and forecast usage of infrastructure.</p>
Period of operation	<p>Until 30 June 2027. However, the DCP may also be extended for further periods with or without modification by subsequent Scheme Amendments.</p>
Priority and timing	<p>In accordance with the City of Cockburn Capital Expenditure Plan.</p>
Review process	<p>The plan will be reviewed when considered appropriate, though not exceeding a period of five years duration, having regard to the rate of subsequent development in the development contribution area since the last review and the degree of development potential still existing.</p> <p>The estimated infrastructure costs contained in the Packham North Cost Contribution Schedule will be reviewed at least annually to reflect changes in funding and revenue sources and indexed based on the Building Cost Index or other appropriate index as approved by an appropriately qualified independent person.</p>
Participants and contributions	<p>In accordance with the Cost Contribution Schedule adopted by the local government for DCA 12.</p>

Its spatial extent is identified on the Scheme Maps as DCA 12. Figure 1 shows that extent in addition to the location of the funded infrastructure.

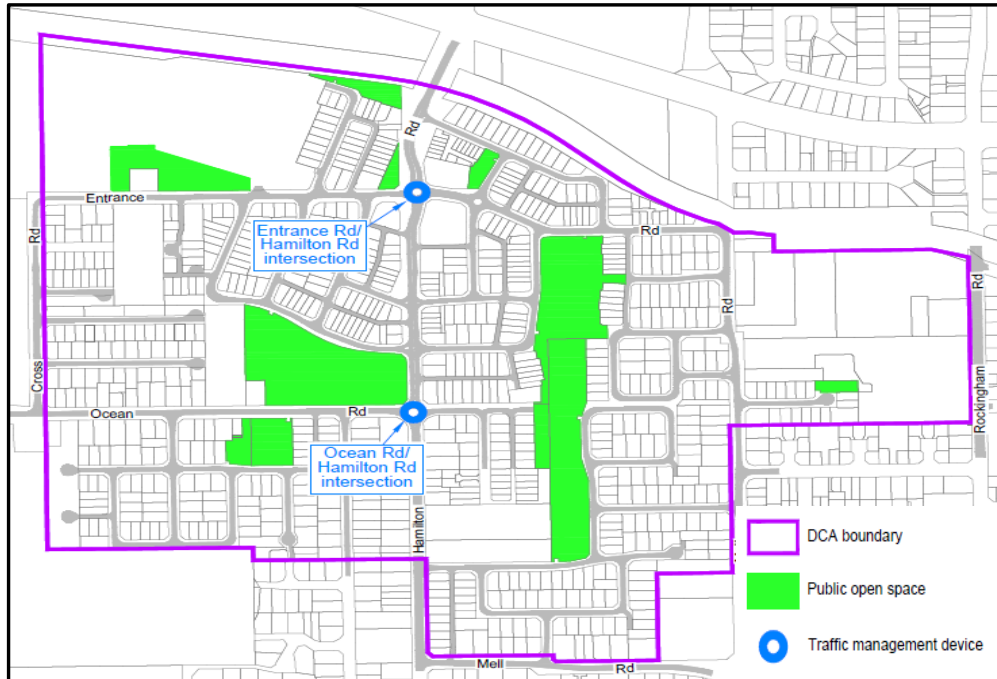


Figure 1: DCA12 Extent and Funded Infrastructure

Whilst small pockets of undeveloped land still exist within the DCA (refer Figure 2) the delivery of infrastructure is complete, with funds having been over-collected.



Figure 2: Aerial Photograph (2025)

Table 1 summarises the completed infrastructure items and their delivery dates:

DCP 12 Infrastructure Items	Actual cost	Completion Period
<b>Hamilton Road Traffic Management Devices:</b>		
Roundabout 1 – Entrance Road	\$974,123	June 2014
Roundabout 2 – Ocean Road	\$240,086	November 2014
<b>Public Open Space (POS) and Drainage:</b>		
(the over and above 10% portion, including wetland restoration and drainage only)	\$4,664,337	2014/15 – 2024/25 FY

**Table 1: Cost and Timing of Completed Infrastructure**

The POS was constructed as a work-in-kind contribution by multiple developers whose land exceeded the standard 10% POS requirement under the Packham North District Structure Plan. Delivery occurred in stages between 2014 and 2025, in line with the sequencing of development for the relevant lots.

Clause 6.10.19 of SPP3.6 and subclause 5.3.17.2 of TPS3 establish the framework that the City must follow when refunding excess contributions to landowners.

In November 2024, the City notified contributing landowners in the DCA that it intends to return excess funds of \$160,145.52. The notification outlined the amount, explained that funds would be allocated proportionally based on developed area for an equitable distribution, and provided the anticipated timing.

Following completion of refunding the surplus funds in April 2025 and an [Independent Audit](#) of the DCP in February 2026, \$340 remains in the DCP account. This balance, recognised in the 2024/25 Statement of Income & Expenditure has been retained to cover the final DCP12 audit fee. This expenditure will be recorded in the 2025/26 statement, resulting in a nil balance for the DCP.

Consequently, DCA12 can now be decommissioned, including the removal of all references from the scheme text and maps.

## 6.0 CONCLUSION

The City has completed the necessary steps to close out the DCP for the now-ended DCA12. Ministerial approval is now required to remove this defunct DCA from TPS3.

Deleting DCA12 from TPS3 removes a redundant layer of planning control and simplifies the local planning framework. This outcome also aligns with the City's commitment to Governance Action 1.5 of the Local Planning Strategy, which aims to remove development contribution plans progressively from the Scheme as they are finalised.

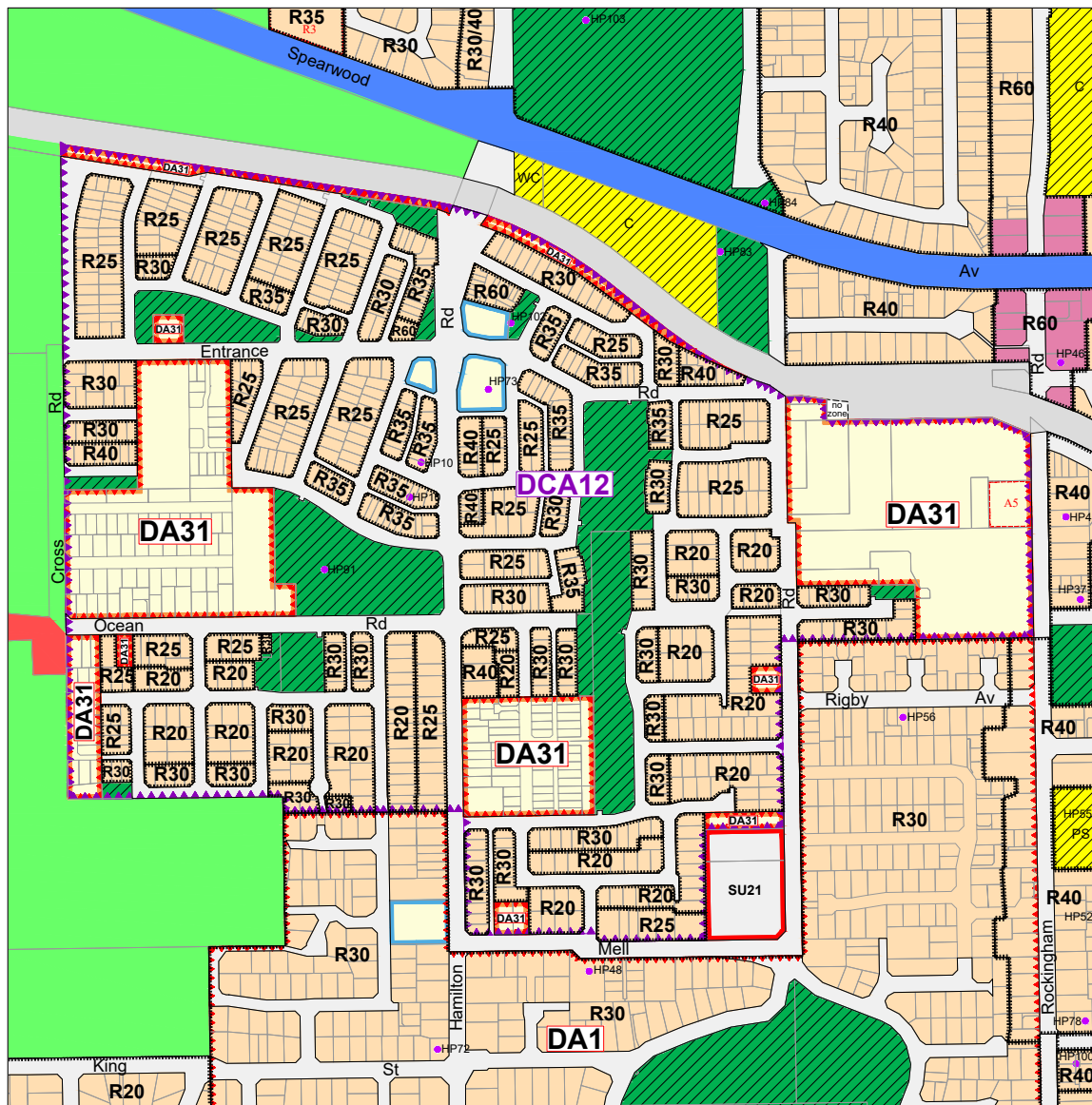
***Planning and Development Act 2005***

***City of Cockburn  
Town Planning Scheme No.3  
Amendment No.188***

RESOLVED that the Council, in pursuance of Section 75 of the *Planning and Development Act 2005*, amend the City of Cockburn Town Planning Scheme No. 3 by:

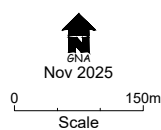
1. Deleting 'Development Contribution Area 12 (Packham North)' from 'Table 10 – Development Contribution Plans' of the Scheme Text.
2. Deleting 'Development Contribution Area 12' from the Scheme Maps.

The Amendment is 'complex' under the provisions of the *Planning and Development (Local Planning Schemes) Regulations 2015* as it proposes to amend a development contribution area and delete a development contribution plan.

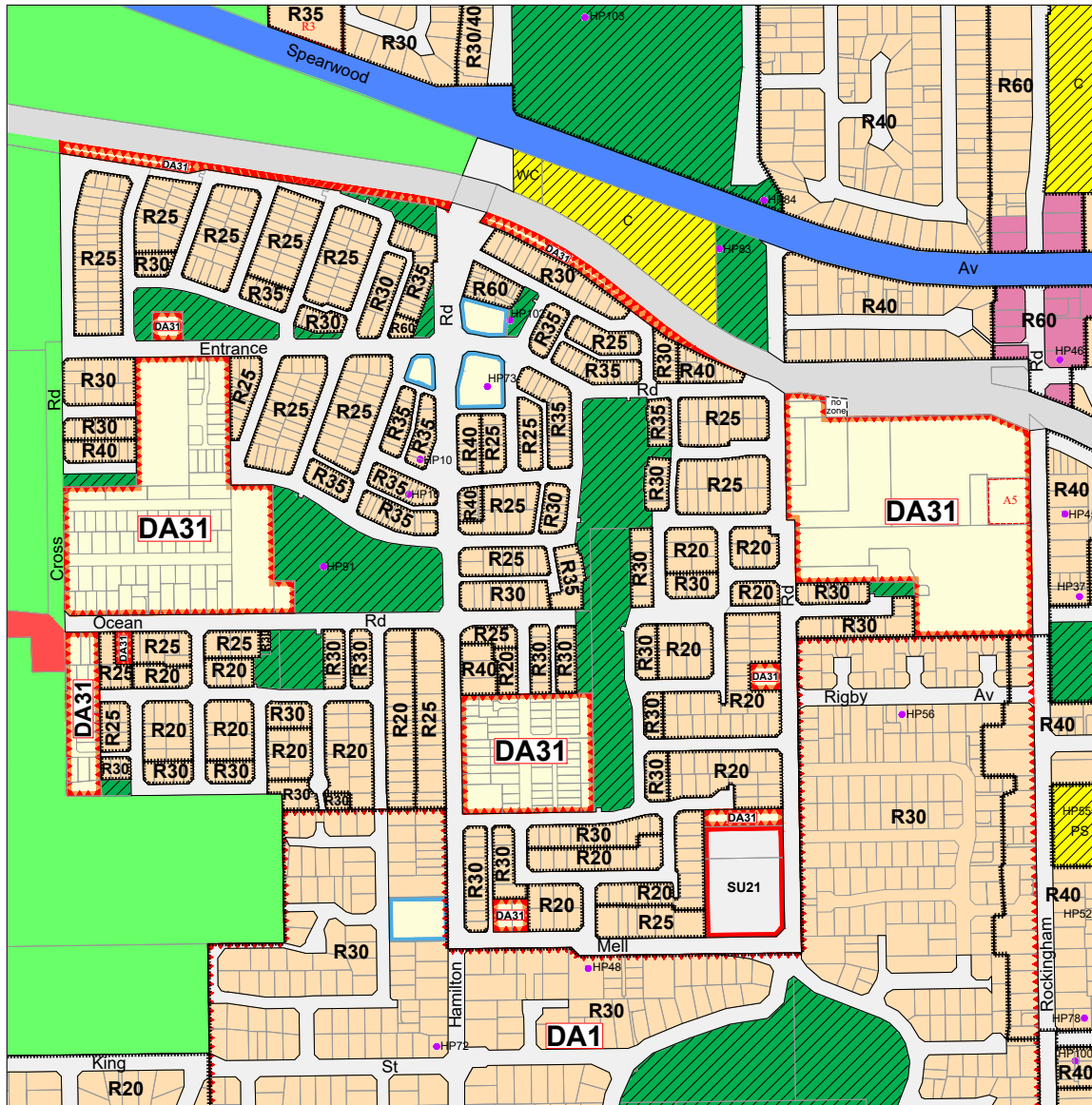


### Current Scheme Map

<p><b>GENERAL</b></p> <ul style="list-style-type: none"> <li><span style="border: 1px dashed black; padding: 2px;">R20</span> Residential Density Codes</li> <li><span style="border: 1px dashed red; padding: 2px;">A1</span> Additional Uses</li> <li><span style="border: 1px dashed red; padding: 2px;">R1</span> Restricted Uses</li> <li>●HP1 Heritage Place</li> </ul> <p><b>SPECIAL CONTROL AREAS:</b></p> <ul style="list-style-type: none"> <li><span style="border: 2px dashed red; padding: 2px;">DA1</span> Development Areas</li> <li><span style="border: 2px dashed purple; padding: 2px;">DCA1</span> Development Contribution Areas</li> </ul>	<p><b>REGION RESERVES</b></p> <ul style="list-style-type: none"> <li><span style="background-color: #90EE90; border: 1px solid black; display: inline-block; width: 15px; height: 10px;"></span> Regional Open Space</li> <li><span style="background-color: #D3D3D3; border: 1px solid black; display: inline-block; width: 15px; height: 10px;"></span> Railways</li> <li><span style="background-color: #FF0000; border: 1px solid black; display: inline-block; width: 15px; height: 10px;"></span> Primary Regional Roads</li> <li><span style="background-color: #0000FF; border: 1px solid black; display: inline-block; width: 15px; height: 10px;"></span> Other Regional Roads</li> </ul>	<p><b>LOCAL RESERVES</b></p> <ul style="list-style-type: none"> <li><span style="background-color: #008000; border: 1px solid black; display: inline-block; width: 15px; height: 10px;"></span> Parks and Recreation</li> <li><span style="border: 1px solid black; display: inline-block; width: 15px; height: 10px;"></span> Local Road</li> <li><span style="background-color: #FFFF00; border: 1px solid black; display: inline-block; width: 15px; height: 10px;"></span> Public Purposes - Civic</li> <li><span style="background-color: #FFFF00; border: 1px solid black; display: inline-block; width: 15px; height: 10px;"></span> Public Purposes - Primary School</li> <li><span style="background-color: #FFFF00; border: 1px solid black; display: inline-block; width: 15px; height: 10px;"></span> Public Purposes - Water Corporation</li> </ul>	<p><b>ZONES</b></p> <ul style="list-style-type: none"> <li><span style="background-color: #FFDAB9; border: 1px solid black; display: inline-block; width: 15px; height: 10px;"></span> Residential</li> <li><span style="background-color: #ADD8E6; border: 1px solid black; display: inline-block; width: 15px; height: 10px;"></span> Local Centre</li> <li><span style="background-color: #DDA0DD; border: 1px solid black; display: inline-block; width: 15px; height: 10px;"></span> Mixed Use</li> <li><span style="background-color: #FFD700; border: 1px solid black; display: inline-block; width: 15px; height: 10px;"></span> Development</li> <li><span style="border: 2px solid red; padding: 2px;">SU1</span> Special Use</li> <li><span style="border: 1px dashed black; display: inline-block; width: 15px; height: 10px;"></span> No zone</li> </ul>
--	---	--	---

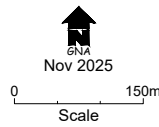


### Amendment No.188 Town Planning Scheme No.3



### Scheme Amendment Map

<b>GENERAL</b>	<b>REGION RESERVES</b>	<b>LOCAL RESERVES</b>	<b>ZONES</b>
Residential Density Codes	Regional Open Space	Parks and Recreation	Residential
Additional Uses	Railways	Local Road	Local Centre
Restricted Uses	Primary Regional Roads	Public Purposes - Civic	Mixed Use
Heritage Place	Other Regional Roads	Public Purposes - Primary School	Development
<b>SPECIAL CONTROL AREAS:</b>		Public Purposes - Water Corporation	Special Use
Development Areas			No zone



### Amendment No.188 Town Planning Scheme No.3

**COUNCIL ADOPTION**

This Complex Amendment was adopted by resolution of the Council of the City of Cockburn at the Ordinary Meeting of the Council held on the \_\_\_\_ day of \_\_\_\_ 20\_\_

\_\_\_\_\_  
MAYOR

\_\_\_\_\_  
CHIEF EXECUTIVE OFFICER

**COUNCIL RESOLUTION TO ADVERTISE**

By resolution of the Council of the City of Cockburn at the Ordinary Meeting of the Council held on the \_\_\_ day of \_\_\_\_\_ 20\_\_ proceed to advertise this Amendment.

\_\_\_\_\_  
MAYOR

\_\_\_\_\_  
CHIEF EXECUTIVE OFFICER

**COUNCIL RECOMMENDATION**

This Amendment is recommended for [support with/without modification(s)/not support] by resolution of the City of Cockburn at the Ordinary Council Meeting of the Council held on the \_\_\_ day of \_\_\_\_\_ 20\_\_ and the Common Seal of the City of Cockburn was hereunto affixed by the authority of a resolution of the Council in the presence of:

\_\_\_\_\_  
MAYOR

(Seal)

\_\_\_\_\_  
CHIEF EXECUTIVE OFFICER

**WAPC RECOMMENDATION FOR FINAL APPROVAL**

\_\_\_\_\_  
DELEGATED UNDER S.16 OF THE  
PLANNING AND DEVELOPMENT ACT 2005

DATE \_\_\_\_\_

Approval Granted

\_\_\_\_\_  
MINISTER FOR PLANNING

DATE \_\_\_\_\_

### 14.1.2 Reconsideration of Development Application - DA24/0974 - Rural Fencing - 158 Lorimer Road, Beeliar - State Administrative Tribunal Review

<b>Responsible Executive</b>	Director Sustainable Development and Safety
<b>Author(s)</b>	Service Lead Planning
<b>Attachments</b>	<ol style="list-style-type: none"> <li>1. Original OCM Minutes 13.5.2025 <a href="#">↓</a></li> <li>2. Revised Application and Justification <a href="#">↓</a></li> </ol>

#### Recommendation

That Council:

- (1) RECONSIDERS its determination of the Retrospective Rural Fencing at 158 Lorimer Road, Beeliar (DA24/0974) and the associated application under the City of Cockburn Fencing Local Law pursuant to Section 31 of the State Administrative Tribunal Act 2004; and
- (2) REFUSES the Colorbond front fence at 158 Lorimer Road, Beeliar, for the following reasons;
  1. The revised proposal detracts from the consistency of the streetscape as it is constructed of a material which is not typically used for front fences in the Rural Zone.
  2. The revised proposal presents an ongoing maintenance burden on the Council Verge, as it relies heavily on perpetual vegetation screening.
  3. The revised proposal has not sufficiently addressed the bulk and scale of the front fence, which is inconsistent with the rural character of the area;
- (3) APPROVES the side and rear boundary fencing, pursuant to the City of Cockburn Fencing Local Law; and
- (4) ADVISES the applicant and all those who made a submission of the Council's determination; and
- (5) PROVIDES a copy of Council's reconsideration to the State Administrative Tribunal.

#### Background

In December 2023, the owner(s) of 158 Lorimer Road, Beeliar erected a 1.8m high Colorbond perimeter fence along the front, side and rear boundaries of the property. The fence was erected without applying for the necessary approvals.

The City received a complaint from a nearby resident questioning the rural character and dimensions of the fence. City officers investigated and informed the owner that the front fence required planning approval, with consideration being given to the City's *Fencing Local Law* in respect to the dividing fences.

The owner subsequently submitted an application for retrospective development approval. Due to the potential financial implications for the landowner in removing the existing fence and the fact that the fence was the subject of neighbour objections, the application was brought to Council for determination.

At its Ordinary Council Meeting (OCM) of 13 May 2025, Council resolved to refuse the Development Application (DA) for the front fence pursuant to the *Planning and Development Act 2005* and refuse to approve the boundary fencing pursuant to the *City's Fencing Local Law* (see **Attachment 1** – minutes of May 2025 OCM).

The applicant sought a review of the refusal determination with the State Administrative Tribunal (SAT) in accordance with Part 14 of the *Planning and Development Act 2005* (*DR 77/2025 - Naidoo & Anor v City of Cockburn*). The Tribunal then ordered the parties to attend a mediation which occurred on 2 October 2025.

Following mediation and as ordered by the Tribunal, the applicant provided the City with further information amending their proposal and justifying the design. The applicant provided various designs for the planning officers to consider before returning to mediation on 28 November 2025. This mediation did not result in an agreed outcome.

The Tribunal then ordered that the applicant provide the City with an amended application for reconsideration, which was received in February 2026. The City was invited by the Tribunal to reconsider its initial determination on or before 30 April 2026 pursuant to s31(1) of the *State Administrative Tribunal Act 2004* (SAT Act).

S31 of the SAT Act prescribes that a decision-maker, upon being invited by the Tribunal, may –

- a) Affirm the original decision; or
- b) Vary the original decision; or
- c) Set aside the original decision and substitute a new decision

Given the original decision was determined by Council, the amended application provided by the applicant is accordingly presented to Council for reconsideration as per the Tribunal's order.

### **Submission**

N/A

## Report

The applicant's revised proposal can be viewed (refer Attachment 2). Four options have been proposed for reconsideration.

The primary points of difference between the first proposal and the revised design can be summarised as follows:

### *Option One*

- The northern portion of the front fence located in front of the dwelling is to be modified to feature a 1.5m solid Colorbond portion on the bottom with a 300mm open top (see *figure 1* below)

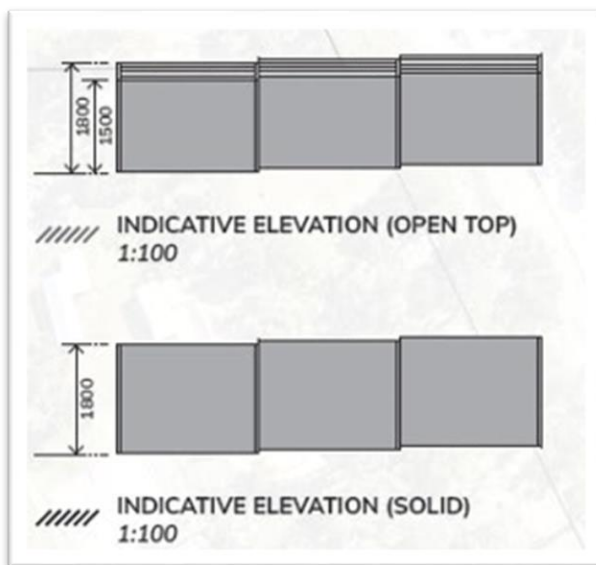


Figure One – Indicative Elevations proposed under Option One

### *Option Two*

- Installation of a single-species native hedge maintained at a height of 2m within the verge for the length of the fence.
- No modifications to the front fence

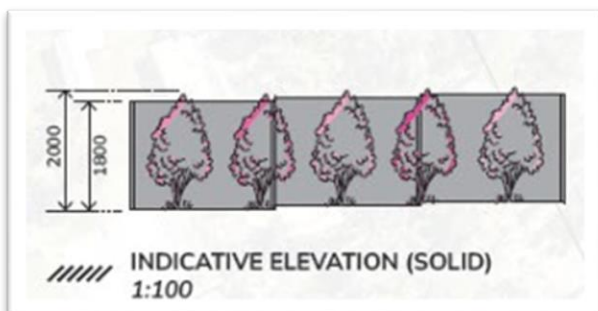


Figure Two – Indicative Elevation proposed under Option 2

*Option Three*

- Installation of alternative low and high shrubs and trees within the verge for the length of the fence
- Low shrubs installed to a height of 1.2m
- Trees installed and maintained to a height of 3m

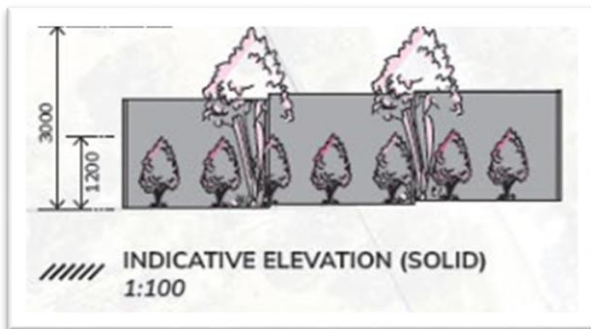


Figure Three – Indicative Elevation proposed under Option 3

*Option Four*

- Interchanging solid and semi-permeable fencing panels (as per option 1)
- Installation of low shrubs to a max height of 1.2m within the verge for the length of the fence

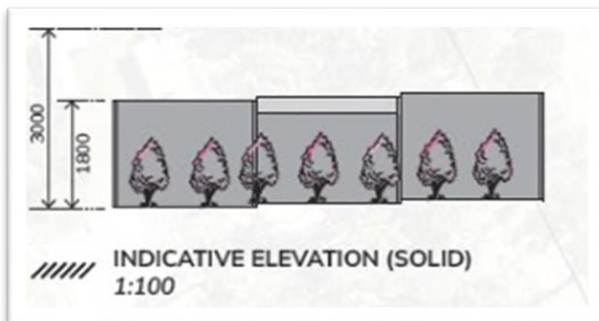


Figure 4 - Indicative Elevation proposed under Option Four

Town Planning Context

The subject site is zoned 'Rural' pursuant to the City of Cockburn *Town Planning Scheme No. 3* (TPS3). The 'Rural' zone seeks to maintain the open, low-intensity character of rural areas while allowing for land uses and development that are compatible with, and supportive of, that character.

Although TPS3 does not prescribe detailed fencing standards for Rural-zoned land, development is expected to uphold the objectives of the zone and reflect the established rural character of the locality, including the retention of landscape

openness, visual permeability and the avoidance of overly 'suburban' built-form elements.

The City's *Local Planning Strategy* (LPS) designates the broader locality as "Existing Rural," reinforcing the expectation of a distinctly rural landscape character with generous setbacks, informal vegetated edges and low-profile perimeter treatments. The LPS anticipates gradual landscape evolution but not intensification of suburban fencing forms or highly structured frontage treatments that would erode the area's rural identity.

While some Colorbond and solid fencing forms do occur, the documented fencing survey (*Appendix A*) demonstrates a broad spectrum of non-compliant and inconsistent fencing outcomes in the locality, including brick walls, asbestos sheet fencing, and metal sheet panels.

This variation reflects historical development patterns rather than a planned or desirable rural character. Officers therefore consider these examples not as precedents to be replicated, but as expressions of ad hoc development that underscore the need to prevent further proliferation of urban or visually solid frontages.

The existing rural streetscape of Lorimer Road presents as highly rural in character and the subject front fencing is incongruous with its surroundings. The existing streetscape is defined by open post-and-wire fencing, low or visually permeable boundary treatments, and expanses of uncluttered verge that maintain a clear distinction between the public realm and private land.

The introduction or expansion of tall, solid, or continuous metal fencing, particularly along long frontages (such as the subject site's 202-metre boundary) risks further shifting the visual character toward an urban residential typology. Ongoing approval of non-compliant front fence styles, particularly solid Colorbond frontages, would gradually erode the rural landscape qualities that the Scheme and Strategy seek to protect.

In applying the TPS3 and the LPS, and the principles of orderly and proper planning, officers consider it necessary to maintain strong expectations regarding front rural fencing forms.

#### Considerations of Revised Front Fence Options

All four options presented by the Applicants retain the solid 1.8 metre Colorbond structure for most of the frontage, and the inclusion of occasional permeable sections does not materially convert the fence to a 'rural-type' form.

Even with modifications such as partial permeability or supplementary planting, the fence continues to read as an urban boundary treatment that is visually at odds with the openness and informality that define rural streetscapes along Lorimer Road.

In addition, the proposals do not align with the intended character of the Rural zone under Local Planning Strategy. The Strategy anticipates low intensity boundary treatments that preserve spaciousness and visual permeability.

A tall, continuous metal fence does not meet this expectation and attempts to soften it through landscaping do not resolve this fundamental inconsistency. Dense or formalised verge planting would also appear out of place. Verges in this locality are typically open and minimally vegetated, and the introduction of hedges, alternating tree patterns, or shrub belts would result in an ornamental, structured streetscape more commonly associated with suburban environments, not rural land.

The City also has concerns about the reliance on landscaping as a primary justification for approving a non-compliant fence. Landscape dependent mitigation within the City verge creates ongoing maintenance, survivability and compliance risks. Plants may fail, die back seasonally, or grow beyond expected parameters, and any deterioration would immediately expose the fence.

This creates a long-term enforcement burden for the City and does not offer a reliable or enduring planning solution. Moreover, approving dense verge landscaping to mask a private structure would set a problematic precedent. Other landowners may be encouraged to introduce urban fencing forms and rely on verge treatments as compensatory measures, gradually eroding the rural character that the Scheme seeks to protect.

The cumulative visual bulk of the proposal is also a key concern. The frontage extends for over 200 metres, meaning that even with intermittent permeability or vegetation, the overall impression remains one of length, scale and enclosure.

Landscaping can soften but cannot disguise the linear dominance of a fence of this scale. Furthermore, the City considers the verge inappropriate as the primary location for mitigating impacts created by private development. The verge forms part of the public realm and should not be repurposed as a screening device for private structures, particularly in rural areas where verges serve practical functions and are kept intentionally simple.

Asset maintenance and liability issues further limit support for the alternatives. Intensive verge landscaping imposes obligations on the City to manage safety, protect sightlines, ensure accessibility, and coordinate with utility providers whose service corridors run within the verge.

Over time, plant growth may obstruct visibility at driveways or intersections, interfere with underground assets, or require repeated intervention to meet safety standards. This is inconsistent with the City's preference for low maintenance rural verges and may introduce risks associated with pruning, root spread, and plant health.

The proposed landscaping also does not meaningfully address ecological, or fauna movement considerations first contemplated by Council. Dense hedge or shrub arrangements formalise the edge rather than providing the open, permeable rural interface characteristic of the locality.

While the Applicants argue that adjoining State infrastructure already constrains fauna movement, the City considers that installing urban-style planting beds does not reflect the expected rural interface and does not contribute to environmental permeability.

Ultimately, the City considers that the options rely on mitigation layered over a fundamentally inappropriate built form. This represents a 'design by correction' approach rather than a first principles response aligned with rural fencing expectations. Continuous Colorbond fencing also raises concerns regarding reflectivity, weathering and long term visual wear, which landscaping may intermittently highlight rather than conceal.

Further, approving any of the options risks undermining public expectations of fairness and consistency. Many rural landowners comply with the City's fencing standards and supporting a non-compliant urban form masked by landscaping would create inequity and complicate future decision-making, particularly where residents seek similar departures.

#### Boundary Fences and Fencing Local Law

The distinction between the front boundary fence and the side and rear boundary fences is central to the City's assessment. The front fence forms part of the public realm and directly influences the rural streetscape and is therefore subject to the 'Rural' zone objectives of TPS3.

The dividing fences, however, are determined against the provisions of the City's *Fencing Local Law 2012* (currently under review). Due to its visibility and contribution to the character of Lorimer Road, it is recommended the front fence uphold the openness and informality expected in rural areas; a solid Colorbond frontage does not achieve this and is consequently not supported.

In contrast, the side boundary fences fall primarily within the scope of the *Dividing Fences Act 1961*, which regulates shared fencing arrangements between adjoining landowners.

Under that legislation, decisions about the type and standard of side fencing are largely civil matters that require agreement between neighbours. While Colorbond fencing is not considered a "sufficient fence" for rural properties under the Local Law, the Council retains discretion to approve alternative fencing types where two neighbours disagree on the type of material used. Given that the side fences do not form part of the public streetscape and are generally screened from public view, and in the spirit of mediation, the City revises its original advice and recommends Council approve the boundary fences.

Reasons for this are as follows:

- (1) The rear boundary adjoins *Thomsons Lake Nature Reserve* wetland. The City sought advice from the landowner, the *Department of Biodiversity, Conservation and Attractions* (DBCA), who raised no concerns regarding the fencing. The wetland reserve is bounded by existing conservation fencing to preserve environmental values.
- (2) The City recognises that Colorbond fencing is prevalent as a dividing fence treatment in the Rural Zone, likely reflecting the preferences of adjoining landowners.
- (3) Dividing and boundary fencing is considered to have a negligible impact on the character of the streetscape.

For the reasons outlined above, it is recommended that Council set aside its original decision insofar as it relates to the side and rear boundary fences and instead grant approval for these boundary fences. This will allow the landowner to lawfully proceed with discussions and agreements with adjoining neighbours under the *Dividing Fences Act*.

### **Strategic Plans/Policy Implications**

#### Our Environment

Valuing natural assets, building climate resilience and using resources sustainably.

- Protect and enhance our natural areas and streetscapes.

#### Our Places

Enhancing distinctive, liveable areas with well-connected, safe transport options.

- Strengthen unique, liveable and adaptive places.

#### Our Governance

Transparent leadership that listens, communicates openly and plans for a sustainable future.

- Strengthen engagement, communication and enhance customer experience.

### **Legal /Budget Implications**

Should Council refuse the development application, the proceedings before the SAT will likely progress to a full hearing of the Tribunal. To this point, no outside legal services have been engaged in this matter. However, should the matter proceed to a full hearing, the City will seek to engage legal services. This would need to be funded from the City's legal budget.

Should the matter proceed to a full hearing, total legal costs are likely to be in the tens of thousands of dollars, having regard to the anticipated length of the hearing and the legal complexity of the issues involved.

The City rarely sees development applications progressing to full hearings. Since 2016, only five applications have reached this stage. Legal costs associated with those hearings ranged from approximately \$15,000 to \$30,000, excluding internal staff time.

Given that this application raises matters of discretion, legal interpretation, and community objection, it is anticipated that any hearing would extend over several days. In light of this, it is reasonable to expect that total legal costs would approach the upper end of the historical range - around \$30,000.

### **Community Consultation**

The initial development application that was determined at the 13 May 2025 OCM was originally advertised to 11 properties within the immediate locality for a period of 14 days. A total of four submissions were received which can be categorised as two objections and two non-objections. The initial schedule of submissions can be found in Attachment 1.

Given the revised application is the subject of a Tribunal review, the modified plans were not re-advertised. This is because this is not considered a new application, rather it is a reconsideration of a prior determination.

However, the two original objectors and initial complainant have been kept updated throughout the process as to the status of the application and Tribunal appeal. They have also been notified that this matter is to be reconsidered at the 14 April 2026 Ordinary Council Meeting.

### **Risk Management Implications**

Approval of the development as proposed may set an undesirable precedent that undermines the intended future character of the Rural Zone.

### **Advice to Proponent(s)/Submitters**

The Proponent(s) and those who originally lodged a submission on the proposal have been advised that this matter is to be reconsidered at the 14 April 2026 Ordinary Council Meeting.

### **Implications of Section 3.18(3) Local Government Act 1995**

Nil

Item 14.1.3

OCM 13/05/2025

**14.1.3 (2025/MINUTE NO 0071) Development Application - Retrospective Fencing - 158 Lorimer Road, Beeliar**

<b>Responsible Executive</b>	Director Sustainable Development and Safety
<b>Author(s)</b>	Planning Officer
<b>Attachments</b>	<ol style="list-style-type: none"> <li>1. Plans <a href="#">↓</a></li> <li>2. Applicant Justification <a href="#">↓</a></li> <li>3. Fencing Local Law Schedule <a href="#">↓</a></li> <li>4. Schedule of Submissions <a href="#">↓</a></li> <li>5. Area of Advertising <a href="#">↓</a></li> </ol>

<p><b>OFFICER RECOMMENDATION</b></p> <p>That Council:</p> <ol style="list-style-type: none"> <li>(1) REFUSES the Retrospective Development Application for a 1.8m <i>Colorbond</i> front fence at 158 Lorimer Road, Beeliar, for the following reasons:             <ol style="list-style-type: none"> <li>1. The front fence detracts from the consistency of the streetscape and does not complement the existing rural character of the area.</li> <li>2. The front fence does not allow native wildlife to pass through the property, as is typical within a rural area, including access to <i>Thomsons Lake Nature Reserve</i> wetlands;</li> </ol> </li> <li>(2) REFUSES approval under the City of Cockburn’s Fencing Local Law 2012 for a 1.8m <i>Colorbond</i> boundary fence around the perimeter of 158 Lorimer Road, Beeliar, for the following reasons:             <ol style="list-style-type: none"> <li>1. The boundary fencing does not comply with height and material requirements specified in Schedule 3 of the City of Cockburn Local Fencing Law 2012</li> <li>2. ‘Colorbond’ is not a material considered by the City to be compatible with the rural character of the area.</li> <li>3. The boundary fencing does not allow native wildlife to pass through the property, as is typical within a rural area, including access to <i>Thomsons Lake Nature Reserve</i> wetlands;</li> </ol> </li> <li>(3) ADVISES the applicant, should they be aggrieved by the decision, of their right of review at the State Administrative Tribunal; and</li> <li>(4) ADVISES those who made a submission of the Council’s determination accordingly.</li> </ol>
<p><b>Council Decision</b></p> <p>MOVED Cr M Separovich SECONDED Cr K Allen</p> <p>That Council:</p> <ol style="list-style-type: none"> <li>(1) DEFERS consideration of the Retrospective Fencing Development Application to allow the applicant to submit an amended proposal for the front fence, which incorporates modification to the location of the fencing to allow for screening vegetation or a re-design which incorporates visually permeable</li> </ol>

## Item 14.1.3

OCM 13/05/2025

sections of the fence.

- (2) ACKNOWLEDGES that should the amended proposal be acceptable to the City then it be determined under delegated authority. If the applicant decides that they are not prepared to amend the fence or make suitable amendments, then the application be referred to Council for determination
- (3) ADVISES the applicant and those who made a submission of the Council's resolution.

**LOST 4/5**

**For:** Cr C Reeve-Fowkes, Cr C Zhang, Cr K Allen and Cr M Separovich  
**Against:** Deputy Mayor C Stone, Cr P Eva, Cr T Widenbar, Cr T Dewan and Cr P Corke

**Council Decision**

MOVED Cr P Corke SECONDED Cr T Dewan  
 That Council:

- (1) REFUSES the Retrospective Development Application for a 1.8m *Colorbond* front fence at 158 Lorimer Road, Beeliar, for the following reasons:
1. The front fence detracts from the consistency of the streetscape and does not complement the existing rural character of the area.
  2. The front fence does not allow native wildlife to pass through the property, as is typical within a rural area, including access to *Thomsons Lake Nature Reserve* wetlands;
- (2) REFUSES approval under the City of Cockburn's Fencing Local Law 2012 for a 1.8m *Colorbond* boundary fence around the perimeter of 158 Lorimer Road, Beeliar, for the following reasons:
1. The boundary fencing does not comply with height and material requirements specified in Schedule 3 of the City of Cockburn Local Fencing Law 2012
  2. 'Colorbond' is not a material considered by the City to be compatible with the rural character of the area.
  3. The boundary fencing does not allow native wildlife to pass through the property, as is typical within a rural area, including access to *Thomsons Lake Nature Reserve* wetlands;
- (3) ADVISES the applicant, should they be aggrieved by the decision, of their right of review at the State Administrative Tribunal; and
- (4) ADVISES those who made a submission of the Council's determination accordingly.

**CARRIED 5/4**

**For:** Deputy Mayor C Stone, Cr P Eva, Cr T Widenbar, Cr T Dewan and Cr P Corke  
**Against:** Cr C Reeve-Fowkes, Cr C Zhang, Cr K Allen and Cr M Separovich

---

**Item 14.1.3**

OCM 13/05/2025

**Background**

In December 2023 the owner(s) of 158 Lorimer Road, Beeliar erected a 1.8m *Colorbond* perimeter fence along the front, side and rear boundaries of the property. The fence was erected without applying for the necessary approvals.

The City received a complaint from a surrounding resident questioning the rural character and dimensions of the fence. City officers investigated and informed the owner that the fence required a planning approval, with consideration being given to the City's *Fencing Local Law*.

The owner subsequently submitted an application for a retrospective approval for the fence.

Due to the potential financial implications for the landowner in removing the retrospective development, the City has brought the matter to Council for determination.

**Submission**

N/A

**Report**Proposal Details

The application seeks retrospective approval for a 1.8m high dark grey *Colorbond* fence that runs 203m along the street boundary, 68m along the northern boundary, 121m along the southern boundary and 210m along the rear boundary (opposite *Thomsons Lake Nature Reserve*) (refer Attachment 1 - Plans).

The applicant does not require development approval for dividing/boundary fencing, but does require approval under the City's *Fencing Local Law*.

The applicant has also included a request to widen the existing crossover. A development approval is not necessary for this aspect of the proposal.

Fencing Local Laws 2012

The City's *Fencing Local Law* applies to dividing or boundary fences within the district of the City of Cockburn.

Under the City of Cockburn *Fencing Local Law*, the prescribed height and materials for dividing fences in the Rural zone are:

- Height: generally not exceeding 1.2 metres
- Material: generally post and wire or other rural-style fencing suitable for open rural landscapes.

## Item 14.1.3

OCM 13/05/2025

The proposed fence does not comply with the Local Law in the following respects:

1. The proposed height of 1.8 metres is 0.6 metres above the generally permitted 1.2 metres for rural fences.
2. *Colorbond* steel is not considered compatible with the open, rural character of the Rural zone. The use of solid, opaque *Colorbond* fencing creates a suburban appearance and is inconsistent with the intended rural aesthetic.
3. The fence would have a visually obtrusive impact on the streetscape and adjoining rural properties, detracting from the openness and natural character of the area.

Notwithstanding the above, the *Fencing Local Law* provides the local government discretion to support alternative materials and fencing heights.

In exercising discretion, the City considers the merits of the proposal including amenity impacts, character of the area, compatibility with surrounding development and the applicant's justification.

#### Applicant Justification

The following is a summary of the applicant's justification (refer Attachment 2 – Applicant Justification):

1. The fence will deter snakes from entering the property. With a four-year-old onsite, this is a necessity.
2. Increase in crime and opportunistic robbery.
3. Protection against vicious dogs owned by neighbouring property.

#### Officer Response

The following is a summary of the City's response to the proposal's merits and applicant's justification:

1. The subject property is located in the Rural Zone. The objectives of this zone are; 'To provide for a range of rural pursuits which are compatible with the capability of the land and retain the rural character and amenity of the locality.'  
Colorbond fencing is not considered to be consistent with the rural character of the area.
2. The rural lifestyle is inherently connected to the natural environment, including the presence of native wildlife such as snakes. Residents choosing to live in rural areas accept a degree of exposure to these elements, which are an expected and manageable part of rural living.
3. Crime concerns in rural areas are typically minimal and do not justify significant changes to the traditional openness of the landscape. Rural living is built on community trust and awareness rather than imposing physical barriers.
4. The City's Local Planning Strategy emphasises the importance of preserving the natural and cultural assets of rural areas, aiming to deliver a high quality of life based on environmentally sustainable principles. This suggests that maintaining

## Item 14.1.3

OCM 13/05/2025

the intrinsic qualities of rural zones, such as open landscapes, biodiversity, and traditional land uses, is a priority in the City's planning framework.

**Strategic Plans/Policy Implications**

The proposed fence does not conform with the City's *Fencing Local Law 2012*. The Local Laws prescribe specific requirements for how a sufficient fence on a rural lot should be constructed (including construction materials) (refer Attachment 3 – Fencing Local Law Schedule 3).

Whilst discretion can be applied to alternative materials, it is considered the proposal does not adequately justify the use of a solid 1.8m high *Colorbond* fence.

Examples of 'rural fences' in keeping with the 'character' of the area:

Example 1:



Example 2:



Example 3:



Photographs of nearby properties as shown by the above examples demonstrate that rural fencing in the area typically consists of open-style post and wire or timber rail

**Item 14.1.3**

OCM 13/05/2025

designs, reinforcing the view that the subject fence is visually inconsistent and out of character with the local rural setting.

As mentioned above, the Local Law supports the planning principle of appropriate materiality.

**Legal/Budget Financial Implications**

If the Council refuses the development application, the applicant has a right of review of the decision at the State Administrative Tribunal (SAT). If there was a SAT review the Council decision would need to be funded from the legal budget.

**Community Consultation**

Due to the significant variation proposed and complaints received, the application was advertised to eleven (11) properties within the immediate locality. At the closure of the fourteen (14) day advertising period, the City received a total of four (4) objections and two (2) non-objections. (refer Attachment 4 – Schedule of Submissions and Attachment 5 – Area of Advertising).

**Risk Management Implications**

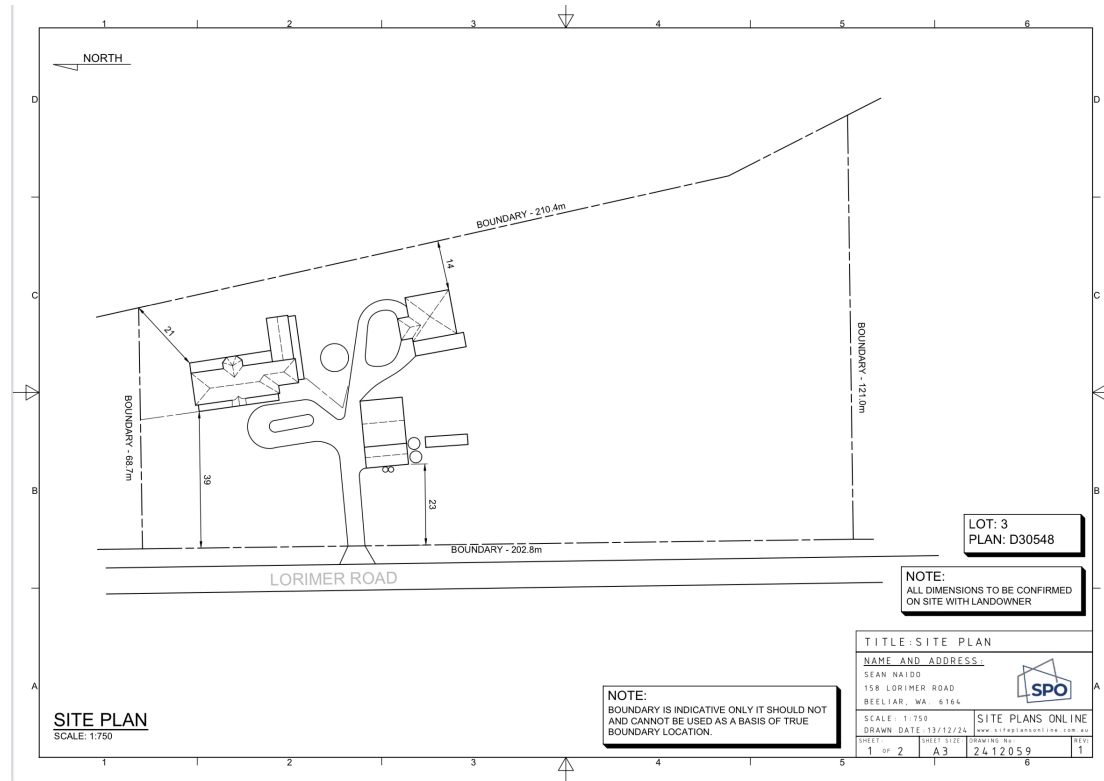
N/A

**Advice to Proponent(s)/Submitters**

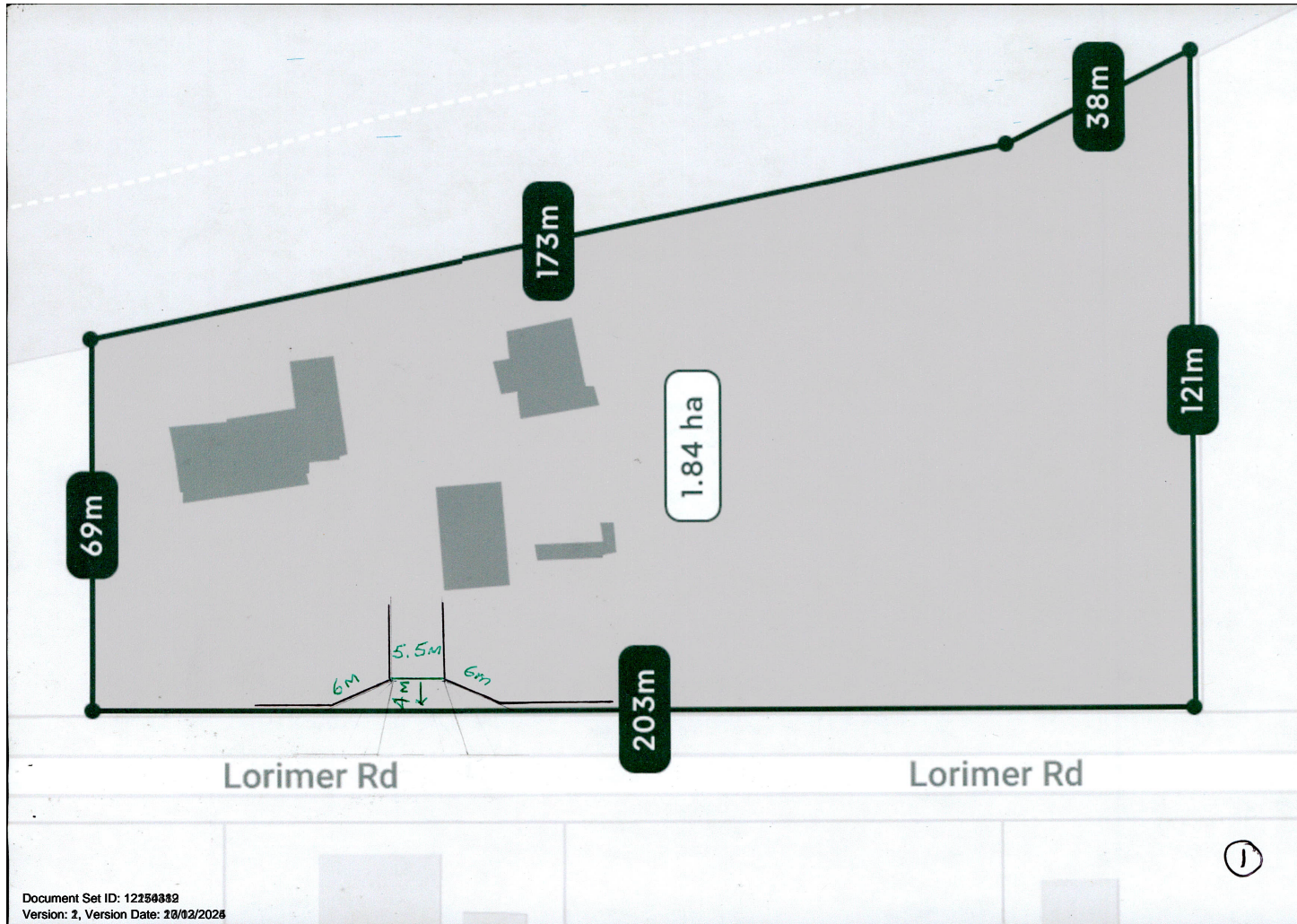
The Proponent(s) and those who lodged a submission on the proposal have been advised that this matter is to be considered at the 13 May 2025 Ordinary Council Meeting.

**Implications of Section 3.18(3) Local Government Act 1995**

Nil

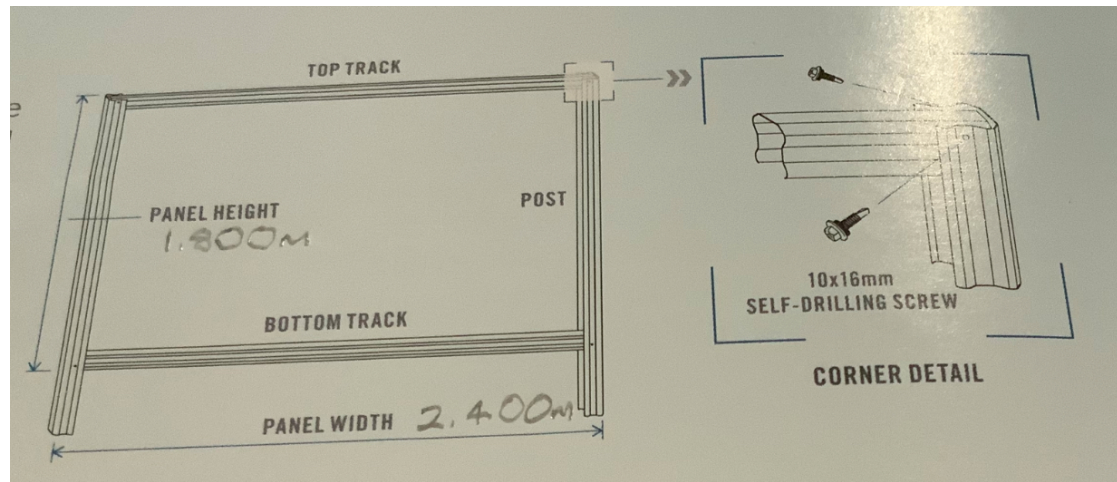


Document Set ID: 12329504  
Version: 5, Version Date: 20/08/2025









Document Set ID: 12329504  
Version: 5, Version Date: 20/08/2025

Document Set ID: 12329504  
Version: 5, Version Date: 20/08/2025



**Statement in support of proposal:****SUFFICIENT FENCE**

The Property is to be used for residential purposes only. The reason for the need of a colourbond fence with a 250mm plinth is mainly to deter snakes, of which we have encountered two large Dugites on the property. One Tiger snake was seen on the boundary of the property. With a curious 4 year old toddler on the property, this poses a real and imminent danger. The current economic climate has resulted in a serious increase in not only opportunistic crime, but home invasions and armed robberies as well. Lorimer road is an extremely quiet road, and from observing the current trends, it is only a matter of time before there is an incident.

The neighbour on the Western boundary has a sign up warning of vicious dogs. With the current "sufficient fence" there is risk again. There are also horses on the property and the possibility of children being bitten over the sufficient fence is real.

We have already had a water pump stolen as well as children's toys, so this fence will hopefully deter thieves.

To safely keep dogs on the property and to meet Shire guidelines for same, we will have to properly secure the property.

**TRUNCATION**

The entrance gate is about 3.5m wide and inline with the fence. We propose widening the driveway entrance to not less than 5.5m and also setting the new gate back by a further 4m with a 6m tapered fence, thus offering a substantially improved line of site to both vehicles on the road as well as vehicles entering or exiting the property. (See attached diagram 1 and 2) Sufficient turning/manoeuvring space will be provided, so as to eliminate the need for vehicles to reverse out of the property, which could possibly be hazardous to other road users.

**DIVIDING FENCES**

The entire surrounding fence will be set back from the existing sufficient fence no less than 10cm on the sides as well as at the rear of the property. The rusted sufficient fence on the Eastern side of the property will be replaced at my expense.

The request for a relaxation for the use of only a sufficient fence is based on the above.

We are fully committed to ensuring that the fence is aesthetically pleasing and causes no issues to the surroundings.

Colourbond fencing is being used by other residents on Lorimer Road.

## Attachment 3 – Fencing Local Law Schedule 3

**Schedule 3 - Specifications for a sufficient fence  
on a rural lot**

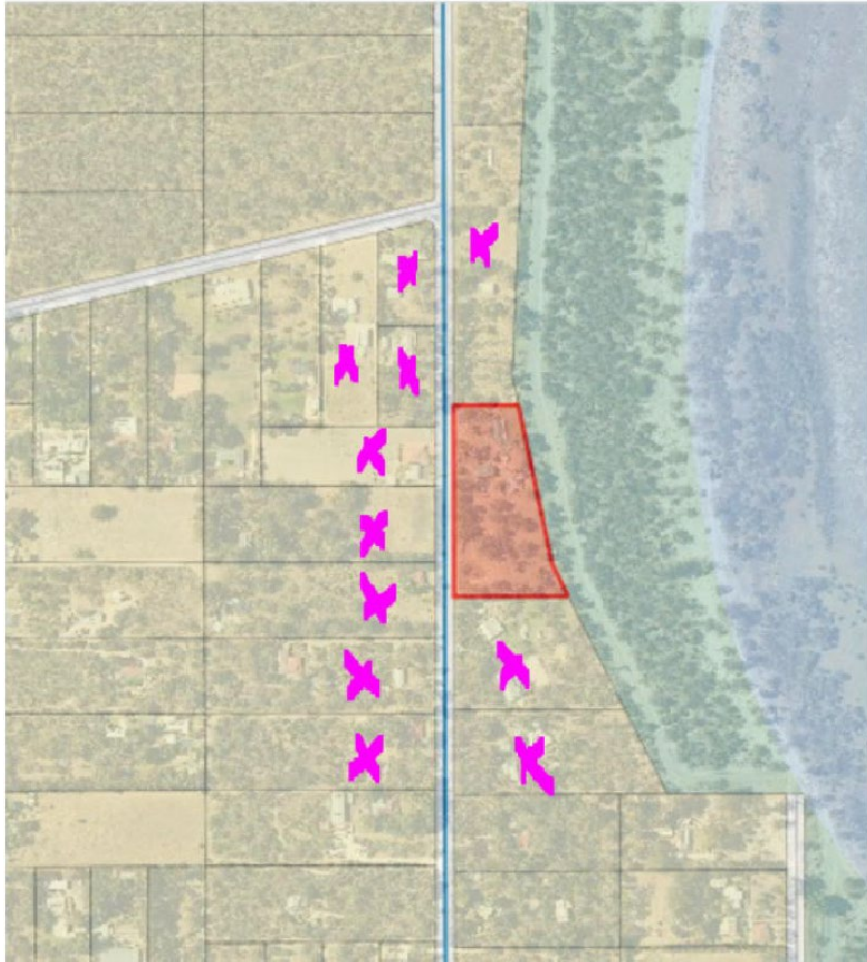
Each of the following is a 'sufficient fence' on a rural lot –

- (a) a non-electrified fence that is a fence of posts and wire construction and satisfies the following specifications -
  - (i) wire is to be high tensile wire and not less than 2.5mm;
  - (ii) minimum of 5 wires are to be used, generally with the lower wires spaced closer together than the higher wires so as to prevent smaller stock passing through, and connected to posts in all cases.
  - (iii) posts are to be of indigenous timber or other suitable material including –
    - (A) timber impregnated with a termite and fungicidal preservative;
    - (B) standard iron star pickets; or
    - (C) concrete;
  - (iv) posts are to be placed at not more than 10 metre intervals, set minimum 600mm in the ground and 1200mm above the ground;
  - (v) if timber posts are used, posts are to be cut not less than 1800mm long x 50mm diameter at small end if round or 125mm x 60mm if split or sawn; and
  - (vi) if strainer posts are to be not less than 2250mm long and 150mm diameter at the small end (tubular steel to be 50mm in diameter) and shall be cut from indigenous timber or other suitable material. These shall be placed a minimum of 1000mm in the ground and set at all corners, gateways and fence line angles but not exceeding 200 metres apart; or
- (b) An electrified fence having 4 wires is a sufficient fence that is constructed generally in accordance with (a).

## Schedule of Submissions – Fencing - 158 Lorimer Road, Beeliar

No.	Submitter	Details
1.	Confidential	<b>Objection.</b> The fence is a stain on the rural ambience. It is not in adherence to the City of Cockburn fencing laws. It is not suitable for the native wildlife to move freely between the areas like it would with a normal wire rural fence. It is anti social and not ok to put up without permission.
2.	Christine Ledwidge 179 Lorimer Road	<b>Objection.</b> The current fence is not in line with the "City of Cockburn Fencing Laws 2012". It is an absolute eyesore and is not suitable for rural fencing to allow wildlife to pass through freely as it would with a standard wire fence.
3.	Confidential	<b>Objection.</b> 1. It does not fit in with the nature of rural living 2. It looks like a bikies compound or prison. 3. The cosmetic look of the fence devalues rural property value by the above nature. 4. We don't feel that truncating the front would ever fix the damage that this eyesore has on the property and the neighbouring properties. The front needs to be redone inline with what is suitable for rural open living.
4.	Margerate Connolley 144 Lorimer Road	<b>Objection.</b> The fence is an eyesore for a rural zoned property a sufficient fence is defined in your local law and is described as a 5 strand wire fence. Not keeping with the rural ambience
5.	Confidential	<b>Support.</b> Did not object to the proposal.
6.	Confidential	<b>Support.</b> Happy for it to be screened with vegetation.

Attachment 5 – Area of Advertising.






11 February 2026

Our ref: EBAS HEW 268857

Elected Members of the City of Cockburn Council  
City of Cockburn  
9 Coleville Crescent  
SPEARWOOD WA 6163  
By email: [customer@cockburn.wa.gov.au](mailto:customer@cockburn.wa.gov.au)



Dear Elected Members

**RE: Retrospective Development Application - Lot 3 (#158) Lorimer Road, Beeliar WA (Application)**

**INTRODUCTION**

- 1 We act for Mr Sean Ashley Naidoo and Mrs Roshini Naidoo (**Applicants**) in respect of their Retrospective Development Application for the front boundary fencing and associated verge considerations at Lot 3 (158) Lorimer Road, Beeliar (**Property**).
- 2 We **enclose** the following documents in relation to the Application:
  - (a) City of Cockburn Development Application form dated 11 February 2026 (**Application Form**); and
  - (b) UPRS Report titled "*Retrospective Development Application – Front Boundary Fencing and Associated Verge Landscaping*" and dated 10 February 2026 (**Report**).
- 3 At the outset, please note that the Application is only in respect of the front boundary of the Property, as the Applicants understand that there is agreement and support from the City of Cockburn's planning officers in relation to approval of the fencing along the northern side boundary adjoining Lot 4, the southern side boundary adjoining Lot 2, and the eastern rear boundary adjoining the State-owned Regional Open Space, none of which form part of this Application.
- 4 The purpose of this letter is to serve as a succinct index to the key findings in the Report to assist Council Members to readily locate the planning evidence that supports the Application.

**BACKGROUND**

- 5 We refer to the Applicants' retrospective development application DA24/0974 dated 10 December 2024 (**Initial Application**).
- 6 On 14 May 2025, the elected Council Members at the time, by a narrow vote of 4 to 5, refused the Initial Application for the following reasons:

Level 19, 108 St Georges Terrace Perth 6000 Australia  
GPO Box 5669 Perth 6831  
[www.hallandwilcox.com.au](http://www.hallandwilcox.com.au)

T +61 8 9482 7900 F +61 8 9482 7999

- (a) the front fence allegedly detracted from the consistency of the streetscape and does not complement the existing rural character of the area (**Reason 1**).
- (b) the front fence allegedly did not allow native wildlife to pass through the property, as is typical within a rural area, including access to *Thomsons Lake Nature Reserve* wetlands (**Reason 2**).

#### **Response to Reason 1 – Streetscape Character and Consistency**

- 7 Sections 1 and 4 of the Report and Appendix A at pages 29 to 32 confirm that surrounding residences do not exhibit a consistent or uniform rural fencing typology. Photographs of properties within the locality demonstrate a wide variety of fencing materials and forms, including Colorbond, brick, asbestos sheeting, timber-and-wire and mixed-material fencing.
- 8 The surrounding streetscape is therefore not characterised by a single or recognisable style. Further, several fences in the immediate locality to the Property are more visually dominant than the Applicants' fencing.
- 9 In consideration of the above, the assertion of inconsistency with rural character cannot be sustained. The Report at pages 22–23, confirm that the Applicants' fencing sits comfortably within the established pattern of development in the area.

#### **Response to Reason 2 – Wildlife Movement**

- 10 The Report at page 11, demonstrates that the front fence does not impede wildlife movement. The Property is separated from Thomsons Lake Nature Reserve by an intervening State-owned land parcel, which contains an existing cyclone fence with close mesh spacing approximately 23 metres east of the Property boundary.
- 11 The existing State infrastructure already restricts fauna movement irrespective of the Applicants' fence. The Applicants understand that City's planning officers now accept that wildlife cannot traverse from the Reserve through the Property in any event.
- 12 Accordingly, Reason 2 is not a material planning consideration and should not form part of Council's assessment of the Application.

#### **Proposed modifications to the fence set out in the Application**

- 13 Section 4 of the Report at pages 20 to 23 outline how the Application satisfies the discretionary provisions of the City of Cockburn Fencing Local Law 2012 and accords with the objectives of the Rural zone under Local Planning Scheme No. 3.
- 14 Relevantly, the fence:
- (a) does not adversely affect safety or access;
  - (b) is appropriate having regard to the site-specific context;
  - (c) is consistent with the broader rural locality; and
  - (d) maintains the rural character sought by the Scheme.
- 15 In consideration to the front fence's demonstrated compliance at paragraphs 13 and 14 above, it is the Applicants' most preferred outcome for the fence to retain in its current form, as set out in Section 2 of the Report at page 10 and Plan 1 on page 28.

- 
- 16 In good faith, and to show the Applicants' willingness to consider a reasonable alternative, the Applicants propose refinements to the front boundary fencing to address the matters raised in the refusal of the Initial Application, should the Applicants' preferred outcome be deemed as unsatisfactory. The proposed refinements are set out in Section 3 of the Report at pages 12 and 13 and include:
- (a) the incorporation of permeable upper fencing above 1500 mm along the first 53.5 metres of frontage addressing the dwelling;
  - (b) permeable fencing within both driveway truncation areas to maintain sightlines and improve visual permeability;
  - (c) retention of solid fencing only along the southern portion of the frontage, being the portion associated with outbuildings and privacy-related functions typical of rural-residential lots,
- (together, **Option 1**).
- 17 It is the Applicants' preferred position is that verge landscaping is not required as part of this Application and that all landscaping remain within the Property boundary. However, to further demonstrate flexibility should Council consider additional softening measures necessary, the Report includes three verge landscaping options (Options 2 to 4) at pages 14 to 19 and Appendix B, each of which complies with the City's Verge Improvement Guidelines.


### Conclusion

- 18 The Report provides clear and objective planning justification addressing the matters raised in the Initial Application refusal. Reason 1 is not supported by the evidence, Reason 2 is not a relevant consideration, and the Applicants' proposed refinements result in an appropriate and balanced rural outcome.
- 19 In the circumstances, the Applicants respectfully request that Council grant retrospective development approval for the front boundary fencing in accordance with Plan 1 - Option 1, or alternatively with Options 2 to 4.

Please contact Ebenezer Assibey-Bonsu if you have any queries.

Yours faithfully

  
**Hall & Wilcox**



Form of Application for Development Approval

OWNER DETAILS		
Name: Roshini and Sean Ashley Naidoo		
ABN (if applicable):		
Address: Lot 3 (#158) Lorimer Road, Beeliar		
		Postcode: 6164
Phone: Work: Home:	Fax:	Email:
Contact person SEAN NAIDOO		
Signature:		Date: 11-2-2026
Signature:		Date: 11-2-2026
<p><i>The signature of the owner(s) is required on all applications. This application will not proceed without that signature. For the purposes of signing this application an owner includes the persons referred to in the Planning and Development (Town Planning Schemes) Regulations 2015 Schedule 2 clause 62(2).</i></p>		
APPLICANT DETAILS (IF DIFFERENT TO OWNER)		
Name: URPS		
Address: Level 1/1 Spring Street, Perth WA		
		Postcode: 6000
	Fax:	
Contact person for correspondence: Justin Hansen, Director		
<p>The information and plans provided with this application may be made available by the local government for public viewing in connection with the application. <input checked="" type="checkbox"/> Yes <input type="checkbox"/> No</p>		
Signature:		Date:

Document Set ID: 6695190  
Version: 1, Version Date: 10/01/2021

Document Set ID: 12611733  
Version: 1, Version Date: 11/02/2026



PROPERTY DETAILS		
Lot No: 3	House/Street No: 158	House/Street No:
Diagram or Plan No: D030548	Certificate of Title Vol. No: 41	Folio: 123A
Title encumbrances (e.g. easements, restrictive covenants):		
Street name: Lorimer Road		Suburb: Beeliar
Nearest street intersection: Lorimer Road & Holmes Road		
PROPOSED DEVELOPMENT		
Nature of development:	<input checked="" type="checkbox"/> Works <input type="checkbox"/> Use <input type="checkbox"/> Works and use	
Is an exemption from development claimed for part of the development?	<input type="checkbox"/> Yes <input checked="" type="checkbox"/> No	
If yes, is the exemption for:	<input type="checkbox"/> Works <input type="checkbox"/> Use	
Description of proposed works and/or land use: Retrospective approval for f		
Description of exemption claimed (if relevant):		
Nature of any existing buildings and/or land use: Rural residential lot		
Approximate cost of proposed development (excludes GST): N/A Retrospective Applicati		
Estimated time of completion: N/A Retrospective Applicati		

OFFICE USE ONLY	
Acceptance Officer's initials:	Date received:
Local government reference No:	


Document Set ID: 6695190  
 Version: 13, Version Date: 10/01/2021




**Please note that the City is moving to a paperless environment and therefore applications are to be submitted on a USB Drive in PDF, JPEG & TIFF format with only x1 set of plans and supporting documentation in hard copy**

Information Requirements	Tick
Completed Application for Development Approval (and/or Schedule 6 for signage) signed by property owner/responsible authority attached	X
Appropriate fee	X
Consent for Indemnity	
Current copy of Certificate of Title with Diagram and Strata Plan where applicable – <u>These can be obtained from www.landgate.wa.gov.au</u>	X
Detailed written statement in support of the proposal including:	
• Full details of the use/development	X
• Compliance with Scheme/R-Codes/Policies	X
• Justification for any variations	X
• Any further information that the City may reasonably require to better understand the proposed development	
• Design Quality Statement for 3 or more grouped/multiple dwellings	
Lots identified in Bushfire prone areas require the following:	
• Bushfire attack level assessment carried out in accordance with the methodology contained in the Planning for Bush Fire Protection Guidelines (Latest Edition)	
• A statement or report that demonstrates that all relevant bushfire protection acceptable solutions, or alternatively all relevant performance criteria, contained in the Planning for Bush Fire Protection Guidelines (Latest Edition) have been considered and complied with, and effectively address the level of bush fire hazard applying to the land	
Site Plan, Floor Plan & Elevations to scale of 1:100, 1:200 or 1:500 (1 copy)	
• The property in the context of its surroundings	X
• Lot number(s), area, boundaries, dimensions of the site and North point	X
• Location of existing buildings to be retained	X
• Location of proposed buildings and their features (e.g. air conditioning units, clothes drying facilities, etc)	X
• Details of roads, access ways, crossovers, car parking and manoeuvring, fencing and verge treatments	X
• Location and details of existing and proposed landscaping	X
• Details of open space and outdoor living areas	
• Site levels and floor levels	X
• Location and details of cut/fill and method of retaining	
• Method of stormwater treatment	
• Location of bin storage areas (4 or more grouped dwellings and commercial/industrial developments only)	
• Location of adjoining buildings and separation distances	
• Feature & Contour Survey	X
Additional Requirements:	
• Coloured streetscape perspectives for all new build commercial and industrial development irrespective of the estimated cost of development	
• Coloured streetscape perspectives for all new build residential development exceeding \$500,000 (and includes Single Houses)	
• Developers endorsement of the proposed development (where required)	
• Waste Management Plan	
• Acoustic Report/Noise Management Plan	
• Landscape Plan	
<b>Applications will only be accepted if they are accompanied by the complete package of information as detailed above, including this Checklist, and signed by the Applicant below.</b>	
Applicant Signature	Print Name
	Date
<b>Notes:</b>	
1. The above information is required to enable an initial assessment of the application only. If required the City may make a further request for additional supporting information to facilitate the assessment process.	
2. This is not an application for a Building Permit. A separate application must be made to the City's Building Service.	
3. Please note that the lodgement of an application may trigger the requirement for the payment towards a development contribution plan. Please ensure as the signing authority you are aware of this liability.	

Document Set ID: 6898099  
Version: 1.3/Version Date: 11/02/2026




## CONSENT AND INDEMNITY FORM

Proposed development: Retrospective approval for front fence with associated landscaping ..... .....	
Lot No. 3	Street No. 158
Street Name: Lorimer Road	Suburb: Beeliar
"the applicant hereby consents to copies of this application and all accompanying plans and documents being made available to the Council and members of the public, under the provisions of the Local Government Act 1995 and indemnifies the City against all loss and damage which it may suffer in respect of any claims brought against the City for infringement of copyright or breach of confidence relating from copies of any such plans or other documents being made available to members of the public."	
	Date: 11-2-2026
<i>The Council acknowledges that where an applicant refuses to sign the consent and indemnity form, plans may still be included on an agenda and be displayed to members of the public (outside the statutory requirements) as the City still has a statutory duty to receive and determine development applications. (Note: There is no legal basis upon which an applicant can be required to sign the indemnity and consent form as a condition of having the application processed.)</i>	

Document Set ID: 6695190  
Version: 13, Version Date: 10/01/2021

Document Set ID: 12611733  
Version: 1, Version Date: 11/02/2026





## PLANNING SERVICES FEES & CHARGES

### DEVELOPMENT

Determination of development application (other than for an extractive industry) where the estimated cost of the development is –

<b>Under \$50,000</b>	<b>\$147</b>
<b>\$50,000 - \$500,000</b>	<b>0.32% of the estimated cost of development</b>
<b>\$500,000 - \$2.5 million</b>	<b>\$1,700 + 0.257% for every \$1 in excess of \$500,000</b>
<b>\$2.5 million - \$5 million</b>	<b>\$7,161 + 0.206% for every \$1 in excess of \$2.5 million</b>
<b>\$5 million - \$21.5 million</b>	<b>\$12,633 + 0.123% for every \$1 in excess of \$5 million</b>
<b>More than \$21.5 million</b>	<b>\$34,196</b>
and, if the development has commenced or been carried out, an additional amount, by twice the amount of the maximum fee payable for determination of the application.	

<b>Change of Use</b>	<b>\$295</b>
<b>Application for alteration or extension or change of a non-conforming use</b> and, if the change of use, the alteration or extension or change of non-conforming use has commenced, the fee is by way of penalty, twice that fee.	<b>\$295</b>

<b>Renewal/Modification or Cancel of Development Approval</b>	<b>\$295</b>
---	--------------

<b>Home Occupation/ Home Business</b> and, if the home occupation is already commenced an additional amount of \$444 by way of penalty.	<b>\$222</b>
--	--------------

**Schedule of Fees and Charges**  
9 Coleville Crescent, Spearwood WA 6163 PO Box 1215, Bibra Lake DC WA 6965 P 08 9411 3444 F 08 9411 3333 [cockburn.wa.gov.au](http://cockburn.wa.gov.au)

Document Set ID: 6695190  
Version: 13 Version Date: 10/01/2021



<b>Extractive Industry</b> and, if the development has commenced or been carried out, the fee above plus by way of penalty, twice that fee \$1478.	<b>\$739</b>
---	--------------

**ADVERTISING OF DEVELOPMENT APPLICATIONS**

<b>0-9 Letters</b>	<b>\$220</b>
<b>10-50 Letters</b>	<b>\$330</b>
<b>51-500 Letters</b>	<b>\$550</b>
<b>501+Letters</b>	<b>\$1110</b>

**SUBDIVISION CLEARANCES**

<b>Not more than 5 lots</b>	<b>\$73 per lot</b>
<b>More than 5 lots but not more than 195 lots</b>	<b>\$73 per lot for the first 5 lots then \$35 per lot</b>
<b>More than 195 lots</b>	<b>\$7,393</b>

**BUILT STRATA**

<b>Not more than 5 lots</b>	<b>\$65 per lot + a base rate of \$656</b>
<b>Fee per lot in excess of 5 lots</b>	<b>\$43.50 per lot for 6 – 100 + base rate of \$981</b>
<b>More than 100 lots</b>	<b>\$5,113.50</b>

**LOCAL DEVELOPMENT PLANS**

<b>Local Development Plan</b>	<b>\$1500</b>
<b>Modification to Local Development Plan</b>	<b>\$750</b>

**MISCELLANEOUS**

<b>Zoning Statements/Zoning Certificates</b>	<b>\$73</b>
<b>Reply to a property settlement questionnaire</b>	<b>\$73</b>
<b>Issue of written planning advice</b> <i>Also applies to research and written information not associated with a current development, subdivision or rezoning application.</i>	<b>\$73</b>
<b>Section 40 Liquor Licensing Certificates</b>	<b>\$200</b>

**NOTE:** While this list describes application fees, please be aware you may be subject to **DEVELOPMENT CONTRIBUTIONS** if your proposal is approved. For more information visit: [www.cockburn.wa.gov.au/developmentcontributions](http://www.cockburn.wa.gov.au/developmentcontributions) or contact 9411 3444.

Schedule of Fees and Charges  
9 Coleville Crescent, Spearwood WA 6163 PO Box 1215, Bibra Lake DC WA 6965 P 08 9411 3444 F 08 9411 3333 [cockburn.wa.gov.au](http://cockburn.wa.gov.au)

Document Set ID: 6695190  
Version: 13, Version Date: 10/01/2021

Document Set ID: 12611733  
Version: 1, Version Date: 11/02/2026



25PER-0048  
10 FEBRUARY 2026

# Retrospective Development Application – Front Boundary Fencing

Lot 3 (#158) Lorimer Road, Beeliar 6164



ROSHINI AND SEAN ASHLEY NAIDOO



## Retrospective Development Application – Front Boundary Fencing

10 February 2026

<b>Lead consultant</b>	URPS Level 17, 1 Spring Street Perth WA 6000  (08) 6285 3177 urps.com.au
<b>In association with</b>	Hall and Wilcox
<b>Prepared for</b>	Roshini and Sean Ashley Naidoo
<b>Consultant Project Manager</b>	Justin Hansen, Director jhansen@urps.com.au
<b>URPS Ref</b>	25PER-0048

### Document history and status.

Revision	Date	Author	Reviewed	Details
V1	12/01/2026	R. Cusack Smith	J. Hansen	Draft Report – Client review
V2	22/01/2026	R. Cusack Smith	J. Hansen	Draft Report – Client review (2)
V3	29/01/2026	R. Cusack Smith	J. Hansen	Draft Report – Client review (3)
V4	10/02/2026	R. Cusack Smith	J. Hansen	For Distribution

We acknowledge the Whadjuk Nyoongar People as the Traditional Custodians of the land on which we work and pay respect to their Elders past, present and emerging.

© URPS. All rights reserved; these materials are copyright. No part may be reproduced or copied in any way, form or by any means without prior permission.

This report has been prepared for URPS' client. URPS and its associated consultants are not liable to any person or entity for any damage or loss that has occurred, or may occur, in relation to that person or entity taking or not taking action in respect of any representation, statement, opinion or advice referred to herein.

## Contents

Executive Summary.....	1
1. Introduction and Application Context.....	2
1.1 Land Description and Local Context.....	3
2. Retrospective Development.....	7
2.1 Obstruction of Wildlife Movement.....	8
3. Front Verge Landscaping Position and Compliance Options.....	9
3.1 Verge Landscaping Options.....	9
4. SUPPORTING INFORMATION.....	17
4.1 Permissibility and Compliance.....	17
4.2 Planning Framework.....	21
4.3 Site Conditions and Constraints.....	21
5. Conclusion.....	23
Plan 1 – Development Application Drawing.....	24
Appendix A – Fencing Precedents in Local Rural Area.....	
Appendix B – Development Drawings with Verge Treatment Options 1 – 4.....	

## Executive Summary

<b>Applicant:</b>	URPS
<b>Owner:</b>	Roshini & Sean Ashley Naidoo
<b>Property Location:</b>	Lot 3 (#158) Lorimer Road, Beeliar 6164
<b>Site Area:</b>	1.841ha
<b>Council and Relevant Authority:</b>	City of Cockburn
<b>Development Plan:</b>	Local Planning Scheme No. 3
<b>Zone and Policy Area:</b>	Rural
<b>Current Land Uses:</b>	Rural Residential
<b>Description of Development:</b>	Retrospective Development Application – Front Boundary Fencing

## 1. Introduction and Application Context

URPS has been engaged by Roshini and Sean Ashley Naidoo (**'the proponent'**) to prepare a planning statement in support of a retrospective development application for works undertaken at Lot 3 (#158) Lorimer Road, Beeliar (**'the Site'**). The application seeks retrospective approval for the construction of a front fence, and consideration towards associated verge landscaping works.

The application follows the City of Cockburn's refusal of DA24/0974, which was based on concerns regarding:

- Perceived inconsistency with the rural streetscape and character;
- Potential obstruction of wildlife movement due to proximity to Thomsons Lake Nature Reserve (refer to response under Section 2.1); and
- Non-compliance with the City of Cockburn Fencing Local Law 2012, which prescribes post-and-wire fencing for rural lots.

Subsequent proceedings before the State Administrative Tribunal (SAT) under Matter No. DR 77/2025 highlighted the need for a robust planning justification and a site-responsive solution that addresses these concerns while recognising the functional requirements of the property.

This report demonstrates that:

- The fence is wholly contained within the property boundary, does not encroach on public land, and does not compromise safety, sightlines, or access.
- The broader rural context includes a diverse mix of fencing types, including Colorbond, brick and asbestos, **establishing clear precedent** and supporting visual compatibility.
  - **Appendix A** provides a sample of case studies in the local rural area and reflects the magnitude of deemed 'non-compliant' fences pursuant to the City's Fencing Local Law 2012; the key policy that drove the original refusal determination.
- The landscaping options contained within **Appendix B**, consistent with the City's Verge Improvement Guidelines, will further soften the visual impact, enhance rural character and deliver biodiversity benefits if deemed necessary.
- The fence was installed to address genuine safety and amenity concerns, including protection from wildlife and neighbouring animals, and to provide privacy and security for occupants.

Importantly, the application is supported by discretionary provisions under **Clause 2.2(3) and 2.2(4)** of the City of Cockburn Fencing Local Law 2012, which allow the City to deem a fence "sufficient" where it does not adversely affect the safe or convenient use of land or the safety and convenience of any person. The proposal also aligns with the objectives of the Rural zone under Local Planning Scheme No. 3 and satisfies the principles of orderly and proper planning.

## 1.1 Land Description and Local Context

### 1.1.1 Legal Description

The proponents have signed the required City of Cockburn Application Form for formal submission.

The Certificate of Title (CT) is included in the lodgement package.

**Table 1: Ownership & Title Details**

Lot/Plan & Street Address	Vol/Folio	Registered Proprietor	Area (ha)
Lot 3 (#158) Lorimer Road, Beeliar 6164	41/123A	Roshini Naidoo Sean Ashley Naidoo	1.841ha

### 1.1.2 Location and Context

The subject site is located in the eastern side of Lorimer Road in Beeliar, ~26 kilometres south of the Perth Central Business District. The Lorimer Road reservation forms the locality boundary between suburbs of Beeliar (to east) and Munster (to west).

The site is within a broader rural setting wedged between local 'landmarks' being the Cockburn Cement site (west) and Thompsons Lake Nature Reserve (east) – Image 1 refers. The land to the west of the broader rural area forms part of the branded *Latitude 32* (Hope Valley – Wattleup Redevelopment Area) comprising a large-scale industrial development. Staging of this industrial development is apparent along Russel Road in proximity to the site. Urban zoned land is identified to the far north of the Lorimer Road reservation, albeit the section of reservation adjacent to the largescale Water Corporation 'Public Purpose' facility is constructed providing no link between the urban and rural areas. To the east of the site includes the extensive Beeliar Regional Park meandering between Farrington and Wattleup Roads.

Lot sizes are generally between 1 – 2ha in this local rural context.

Comprising a total land area of 1.841ha, the Landgate sourced site dimensions of Lot 3 comprise of:

- 202.21m western boundary common to Lorimer Road Reservation
- 68.88m northern (side) boundary common to Lot 4 (#188) Lorimer Road
- 209.92m eastern (rear) boundary common to Lot 303 (Regional Open Space); and
- 121.3m southern (side) boundary common to Lot 2 (#144) Lorimer Road.

Image 1 – Site Context with Metropolitan Region Scheme and Hope Valley – Wattleup Redevelopment Area Zoning Overlay

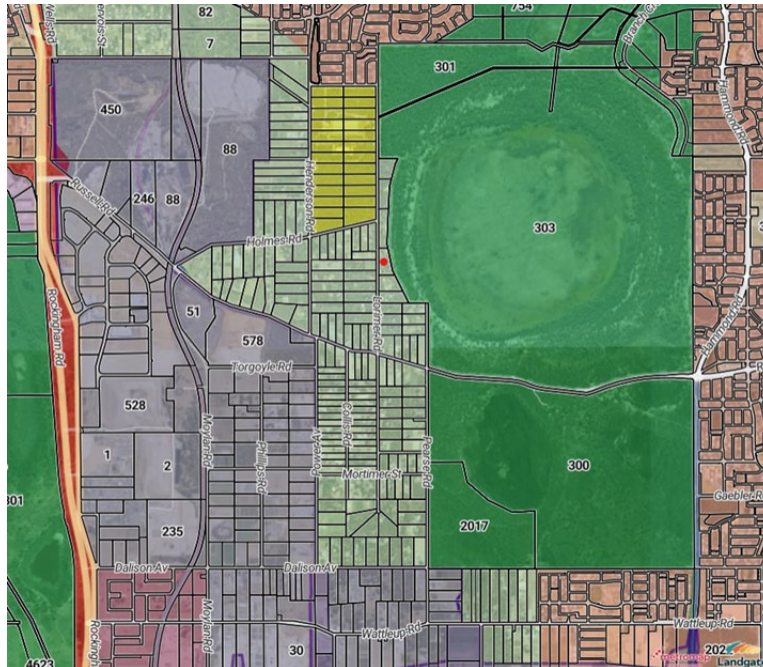


Image 2 – Site Context with City of Cockburn TPS3 Zoning Overlay

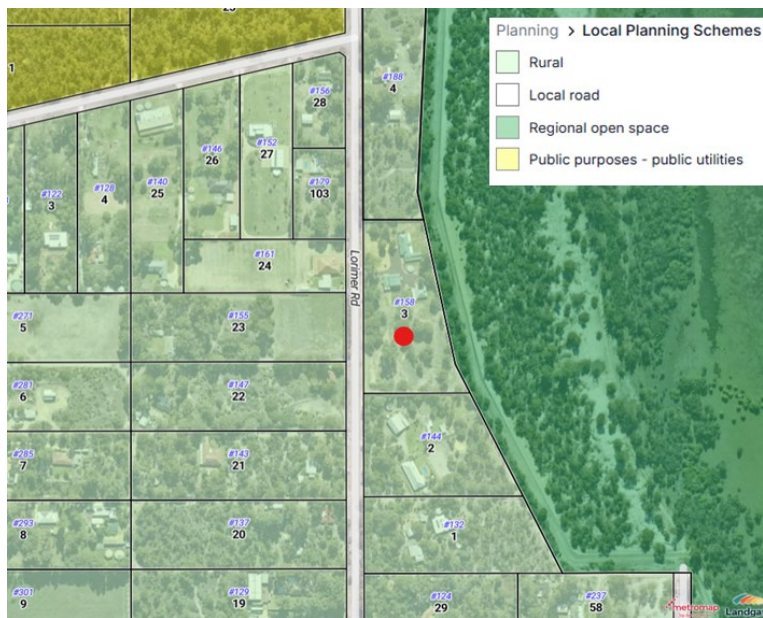


Image 3 – Neighbourhood Context of Subject Site – Aerial

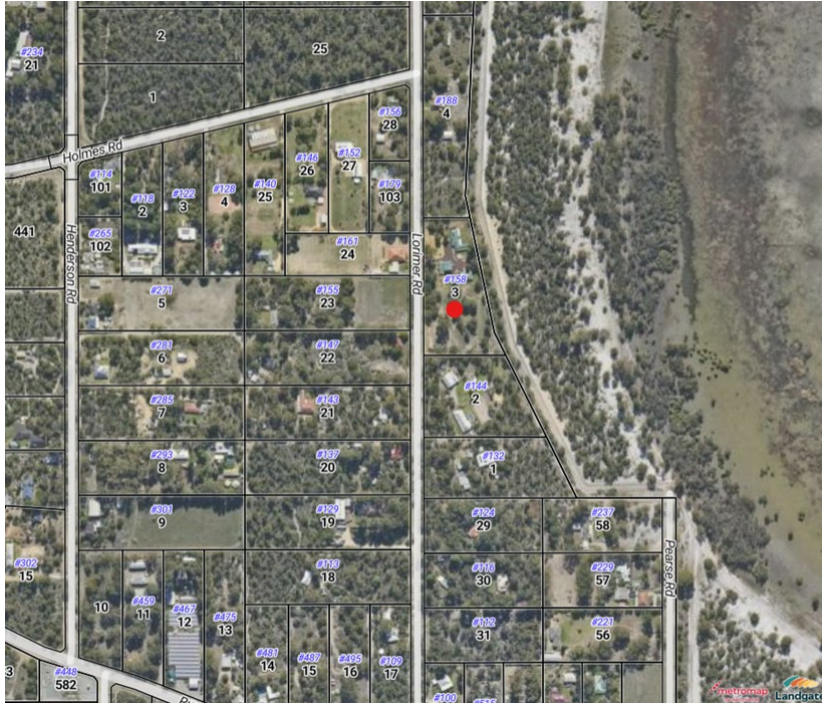


Image 4 – Site Context – Aerial



Image 5 – Site Photos and views from neighbouring landholdings



## 2. Retrospective Development

This Development Application seeks retrospective approval for the front boundary fence and associated works at Lot 3 (158) Lorimer Road, Beeliar. The fence comprises a 1.8 metre high Colorbond steel structure installed along the full length of the front boundary, with permeable horizontal slats incorporated above 1500 mm within the driveway truncation areas to maintain safe sightlines. The fence sits comfortably within the existing rural streetscape and does not present a visual blight (**Plan 1** refers).

The proponent's preference is to retain the fence in its current form. Positioned wholly within the property boundary, the fence provides a functional and secure barrier, offering privacy while preserving safe vehicle access and visibility at the crossover. This existing fence represents the baseline condition against which all compliance and verge landscaping options have been developed.

Key characteristics include:

- Solid Colorbond construction to 1800 mm, providing a durable, uniform, and low maintenance boundary treatment suited to a rural residential setting.
- Permeable slat treatment to driveway truncations, ensuring sightline compliance and reducing bulk at vehicle movement points.
- Full containment within the lot boundary, avoiding encroachment into the road reserve and maintaining access to underground services and verge infrastructure.
- No verge landscaping currently installed, resulting in a simple and uncluttered interface between the property boundary and road reserve.
- Consistency with the broader rural context, where a mix of solid, semi solid, and non-standard fencing types exists.

### Planning Rationale:

The existing fence satisfies key planning considerations relating to safety, containment within private land and integration within an eclectic rural streetscape. While the City's concerns relate primarily to visual massing and perceived inconsistency with the Fencing Local Law, the fence operates effectively, does not exacerbate fauna movement limitations already imposed by State infrastructure and does not create maintenance obligations for the City or adjoining landowners.

Optional native verge landscaping treatments are presented for consideration should Council require additional visual softening. These options are provided in **Appendix B** and referenced in Section 3.1; however, they are not essential to achieving an appropriate planning outcome.

## 2.1 Obstruction of Wildlife Movement

Wildlife movement was previously referenced as a contributing factor in the City’s refusal of DA24/0974. Subsequent clarification of the site context confirms that this matter does not constitute a material consideration in assessing the current application.

The subject land is separated from Thomsons Lake Nature Reserve by an intervening State-owned land parcel, which is enclosed along the shared eastern boundary by a continuous cyclone fence offset approx. 23 metres from the cadastral boundary. This existing State fencing infrastructure includes close mesh spacing, particularly at ground level, thus already restricting fauna movement across this interface, irrespective of any development on the subject site (**Image 6** refers). While this context became clearer through the SAT process, commentary provided during mediation cannot be relied upon for statutory assessment, and it is therefore appropriate that this report provides a clear explanation.

The front (western) boundary fence subject to this application is wholly contained within the private lot. It does not extend into the verge and does not introduce any built form that could impede fauna movement within the road reserve or between adjoining properties. The fence does not alter or intensify the pre-existing movement constraints imposed by the State-owned cyclone fencing.

To support this conclusion, Image 6 has been included to illustrate the spatial relationship between the subject site, the intervening State-owned land, the existing ~23 metre offset cyclone fence and Thomsons Lake Nature Reserve. This context demonstrates that any fauna movement limitation arises from existing State infrastructure rather than from the subject fencing. Accordingly, wildlife movement is not considered a material planning consideration in the assessment of this retrospective development application.

**Image 6 – Existing Cyclone Boundary Fence on Adjacent State Government Landholding**



## 3. Front Verge Landscaping Position and Compliance Options

### 3.1 Verge Landscaping Options

To demonstrate alignment with the City of Cockburn Verge Improvement Guidelines and to provide examples of acceptable treatments should future verge works be requested, the options in **Appendix B** illustrate how verge landscaping can be undertaken within the parameters of the Scheme and the Guidelines. The landscaping concept presented relies solely on the native species *Callistemon citrinus* 'Burgundy' (Bottlebrush), selected for its low maintenance, durability, and capacity to provide effective softening and screening of the front fencing.

To support the City's assessment of the retrospective development application, and to show a willingness to consider reasonable alternatives should modifications be required, the proponent has identified a suite of potential verge and fencing compliance options. These options do not represent the preferred outcome; rather, they demonstrate practicable adjustments that could be implemented if the decision maker determines that changes are necessary to the existing fencing.

Each option responds directly to the matters previously raised by the City, including concerns relating to visual massing, compatibility with rural character, and alignment with the discretionary provisions of the City of Cockburn Fencing Local Law 2012. The options incorporate varying degrees of vegetation and structural permeability to address perceived bulk, while also acknowledging that fauna movement constraints arise from existing fencing on adjoining State-owned land rather than from the subject development.

Collectively, the options confirm that, should further refinement be required, the development can be readily adapted to reinforce rural character and maintain a safe, functional, and orderly frontage consistent with the objectives of the Rural zone and the principles of proper planning.

#### 3.1.1 Option 1 -


Option 1 (**Image 7**) introduces a permeable upper section to the existing fence, providing visual relief and reducing perceived bulk while maintaining a clean, unobstructed verge interface.

- The application proposes the modification of the existing fence to incorporate a permeable upper section while retaining a clear, unlandscaped verge interface. Key elements include:
  - No verge landscaping is proposed or required.
  - The upper portion of the fence (above 1500mm) is to be treated as permeable, along the first 53.5 metres forward of the primary dwelling, as previously discussed with the City during mediation.
- This outcome ensures retention of a visually reduced fence profile, with permeability providing additional relief immediately and exclusively for the front of the primary dwelling.

#### Planning Rationale:

Option 1 meets the City's performance expectations by reducing perceived massing of the fence, maintaining permeability consistent with rural character for the 'rear (southern) portion of the site', and achieving streetscape compatibility without introducing verge maintenance obligations.

Image 7 – Option 1: Fencing with part (northern) permeability and no Verge Landscaping



### 3.1.2 Option 2 – Hedge Planting to 2.0m Height (Subject to Verge Guidelines Consent)

Option 2 (**Image 8**) proposes the establishment of a continuous hedge within the verge to provide a soft, vegetated screen to the full height of the fence. Key elements include:

- Installation of a single-species native hedge, managed through regular pruning to a maintained height of approximately 2.0 m.
- All planting and establishment works being subject to a formal City of Cockburn Verge Guidelines application and consent, acknowledging that hedging represents a more intensive verge treatment.
- Placement of the hedge to avoid conflicts with underground services and ensure minimum offsets, in accordance with the Utility Providers Code of Practice.
- Selection of hardy, waterwise species that align with the City's preferred palette.

For a full visual depiction of this arrangement, refer to **Appendix B** (Development Drawings with Verge Treatment Options), where Site Plan – Option 2 (Drawing SK02) is included.

#### Planning Rationale:

This option delivers a high-amenity, dense vegetated screen that fully obscures the fence while reinforcing a naturalistic rural streetscape. It exceeds minimum expectations for visual softening and provides biodiversity gains but introduces ongoing maintenance demands and relies on discretionary Council support.

Image 8 – Option 2: Solid Fencing and Verge Landscaping



### 3.1.3 Option 3 – Combination of Low Shrubs (to 1200mm) with Alternating “Standard Form” Trees

Option 3 (**Image 9**) presents a tiered, alternating planting strategy that enhances visual permeability while screening the fence:

- Establishment of low shrubs to a height of 1200mm, providing immediate softening of the fence base and meeting the height recommendations within 3.5 m of the carriageway.
- Introduction of alternating plantings of the same species pruned to a 2 m ground clearance, creating a “standard form” tree-like structure that screens the upper fence section while retaining clear understorey visibility.
- Use of native, drought-resistant species, such as *Callistemon citrinus* ‘Burgundy,’ that respond well to structured pruning.
- Placement of taller forms beyond required sightline zones to ensure full policy compliance.

For a full visual depiction of this arrangement, refer to **Appendix B** (Development Drawings with Verge Treatment Options), where Site Plan – Option 3 (Drawing SK03) is included.

#### Planning Rationale:

This hybrid option provides a highly balanced verge treatment that softens the fence while maintaining an open rural feel. The alternating rhythm improves the visual articulation of the streetscape and avoids creating a visually solid barrier across the entire frontage.

Image 9 – Option 3: Solid Fencing and Verge Landscaping



### 3.1.4 Option 4 – Permeable Fence (Above 1200–1500mm) Combined with 1200mm Shrub Planting

Option 4 (**Image 10**) integrates structural and vegetative measures, including:

- Introduction of permeable fencing sections above 1200–1500mm, reducing the visual mass of the fence irrespective of planting.
- Installation of low shrubs to a maximum height of 1200mm directly in front of the solid Colorbond sections to soften the fence base.
- Shrub placement within City-approved offsets, ensuring full compliance with the Verge Improvement Guidelines.
- Utilisation of waterwise native shrubs that provide colour, habitat value, and low maintenance needs.
- For a full visual depiction of this arrangement, refer to **Appendix B** (Development Drawings with Verge Treatment Options), where Site Plan – Option 4 (Drawing SK04) is included.

#### Planning Rationale:

This option achieves a dual-layered outcome where structural permeability and soft landscaping work together to reduce the appearance of bulk. It represents a modest but effective verge treatment that supports rural character without introducing tall or intensive plantings.

Image 10 – Option 4: Fencing with intermittent permeability and Verge Landscaping





Design Element	Description
	<p>The fence satisfies the discretionary compliance pathway under <b>Clause 2.2(3) and 2.2(4)</b> of the Local Law, as it does not adversely affect the safe or convenient use of land or the safety and convenience of any person.</p>
<p>City of Cockburn Local Planning Scheme No. 3 (LPS3)</p>	<p>The subject site is zoned <i>Rural</i> under LPS3. While the Scheme does not prescribe specific fencing standards for rural lots, it requires development to be consistent with the objectives of the Rural zone and the principles of orderly and proper planning. We consider the fence is compliant on grounds:</p> <ul style="list-style-type: none"> <li>• <b>Alignment with Rural Zone Objectives:</b> The Rural zone seeks to maintain rural character while allowing development that supports safe and convenient land use. The fence is wholly contained within the property boundary, does not encroach on public land, and does not obstruct sightlines or create safety hazards.</li> <li>• <b>Streetscape and Character:</b> The broader rural context exhibits <b>an ad hoc mix of fencing types</b>, including Colorbond, brick, asbestos, and wire fencing. This diversity undermines any claim of a uniform rural character.</li> </ul> <p>The proposed landscaping plan (native shrubs such as <i>Callistemon citrinus</i> 'Burgundy') will soften the visual impact and integrate the fence into the rural streetscape, consistent with LPS3.</p> <ul style="list-style-type: none"> <li>• <b>Functional and Site-Responsive Design:</b> The property's extensive front boundary (~202 metres) warrants a tailored approach. The fence provides necessary security and privacy without detracting from rural amenity.</li> <li>• <b>Planning Principles:</b> The development does not conflict with any provisions relating to land use, environmental protection, or infrastructure. It is therefore consistent with the principles of orderly and proper planning.</li> </ul>

Design Element	Description
	<p>The proposal complies with the intent and objectives of LPS3 by maintaining rural character, supporting safe and convenient land use, and responding appropriately to site-specific conditions.</p>
<p><i>Landscaping</i></p>	
<p>City of Cockburn Verge Improvement Guidelines</p>	<p>The proposed landscaping strategy has been designed to align with the objectives and requirements of the City’s Verge Improvement Guidelines, which promote verge treatments that enhance amenity, maintain safety, and support biodiversity.</p> <ul style="list-style-type: none"> <li>• <b>Purpose and Integration:</b> The landscaping is intended to soften and visually integrate the existing Colorbond fence into the rural streetscape, consistent with the Guidelines’ emphasis on improving local character and environmental quality.</li> <li>• <b>Species Selection:</b> The proposed use of <i>Callistemon citrinus ‘Burgundy’</i> is consistent with the City’s recommendation for waterwise, native species that support biodiversity and reduce water consumption.</li> <li>• <b>Sightline Compliance:</b> The Guidelines prescribe tiered height limits for vegetation to maintain clear sightlines: <ul style="list-style-type: none"> <li>– 600mm between 1.5–2.5m from the carriageway</li> <li>– 800mm between 2.5–3.5m from the carriageway</li> <li>– 1,200mm beyond 3.5m from the carriageway</li> </ul> </li> </ul> <p>The verge at the subject site measures approximately 6.5 metres from the edge of the bitumen to the property boundary, allowing the proposed shrubs to be located beyond 3.5 metres from the carriageway. While mature shrubs will</p>

Design Element	Description
	<p>exceed 1,200mm, this is consistent with the Guidelines' encouragement of street trees, which inherently exceed these heights.</p> <ul style="list-style-type: none"> <li> <b>Safety and Service Access:</b> Planting offsets of 2.5–3.0 metres comply with the Utility Providers Code of Practice, ensuring no interference with underground services and maintaining clear truncations at driveway access points.                     </li> </ul> <p>The landscaping proposal satisfies the intent of the Verge Improvement Guidelines by delivering a site-responsive solution that enhances amenity, supports biodiversity, and maintains safety and service access.</p>

## 4.2 Planning Framework

Table 2: Strategic Overview

Planning Element	Description
Zoning – Metropolitan Region Scheme	Rural
Zoning – Cockburn Local Planning Scheme No.3	Rural No density (R-Codes) applies.
City of Cockburn Local Planning Strategy 2024	“Existing Rural” The extent consistent with the current TPS3 Rural zone depicted in Image 1.
Bushfire Prone Site	Yes
Municipal Heritage Listed	No
Aboriginal Heritage Site	The site is located within the <i>Thompsons Lake</i> heritage mapping curtilage, which holds significance for ritual and ceremonial purposes, creation and Dreaming narratives, historical associations, as well as being a source of plant resources and water.  DPLH Reference/Register – ACH-00018938

## 4.3 Site Conditions and Constraints

Table 3: Site Conditions

Site Element	Description
Site Infrastructure	The site contains three main building structures all positioned in the northern portion of the site. These buildings include the primary residence (homestead), smaller ancillary dwelling, and a large outbuilding with several water tanks. The site includes one formal crossover/paved driveway ~59m offset from the northern boundary – Image 4 refers.
Flora and Vegetation Fauna	The site’s rural setting sees retention of two stands of trees adjacent (north and west of) the primary residence and several other scattered trees along the western street

Site Element	Description
	<p>frontage and southern portion of the site. The entire site includes managed ground cover – Image 4 refers.</p> <p>Surrounding properties to the south include more extensive tree cover, whilst those in the vicinity of Lorimer Road and Holmes Road have been extensively cleared – Image 3 refers.</p>
<p>Boundary Fencing – Immediate Streetscape ('Immediate' defined as Lorimer Road between Holmes Road and Russell Road)</p>	<p>The 'immediate' streetscape is defined by rural-type fencing with no specific character, including a combination of materials and heights as follows:</p> <ul style="list-style-type: none"> <li>• All timber fencing – both support (vertical) posts and open horizontal posts in between.</li> <li>• Timber/wiring fencing – timber support (vertical) posts with open wire fencing in between.</li> <li>• All metal and wire fencing – metal support (vertical) posts with open wire fencing in between.</li> <li>• Occasional solid brick fencing i.e. serving as an entry statement into the lot.</li> </ul>
<p>Boundary Fencing – Broader Rural Context ('Broader Rural Context' defined as</p> <ul style="list-style-type: none"> <li>• one street to the west – inclusive Henderson Road and Collins Road; and</li> <li>• one – two streets to the south – inclusive Lorimer Road, Pavlovich Court, Collins Road, and Mortimer Street)</li> </ul>	<p>The streetscape of the 'broader rural context,' is an ad hoc mix of the above mentioned rural-type fencing in addition to combinations of:</p> <ul style="list-style-type: none"> <li>• Solid brick fencing to front and secondary street boundaries – varying heights 1200 - 1800mm+.</li> <li>• Solid asbestos and/or 'Super-6 fibre cement sheeting to secondary and side fencing – varying heights 1200 – 1800mm.</li> <li>• Solid Colorbond/metal sheet fencing to front and secondary street and side boundaries – varying heights 1200 - 1800mm+ in some instances well above street level and on top of extensive retaining walls.</li> </ul> <p>A storyboard illustrating the variation in fencing types is included under <b>Appendix A</b>.</p>

## 5. Conclusion

This Development Application seeks retrospective approval for the front fencing at Lot 3 (#158) Lorimer Road, Beeliar. The proposal provides further information in response to the City of Cockburn's previous refusal of DA24/0974 and subsequent proceedings before the State Administrative Tribunal (DR 77/2025), providing a comprehensive planning justification that addresses the City's concerns while recognising the functional requirements of the property.


The installed Colorbond fence is wholly contained within the property boundary, does not compromise safety or sightlines, and reflects the diverse and inconsistent fencing character evident throughout the broader rural context. The fence form, scale and materiality sit comfortably within this setting and provide an appropriate interface to Lorimer Road. The development also fits squarely within the discretionary provisions of the City of Cockburn Fencing Local Law 2012, which allow the City to deem a fence "sufficient" where it does not adversely affect the safe or convenient use of land.

A suite of alternative verge landscaping and fencing modification options (Options 1–4) has been provided to demonstrate flexibility should the City consider further interventions necessary. However, these alternatives are not required to achieve a satisfactory planning outcome. Importantly, the existing fence already performs effectively, does not create additional constraints for fauna movement given the adjoining State-owned cyclone fencing, and avoids placing maintenance responsibilities on the City or neighbouring residents.

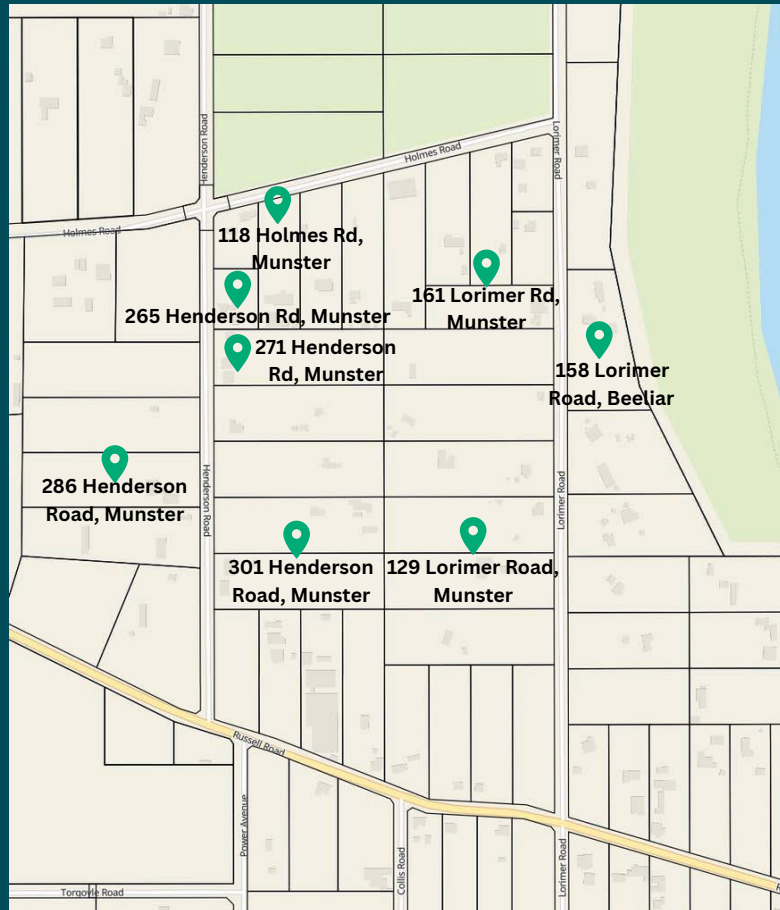
Having regard to the site context, the applicable planning framework, and the discretionary pathways available under the Local Law, it is concluded that the existing fence should be retained in its current form. Retention provides a balanced, site-responsive and policy-aligned outcome that maintains rural character, satisfies safety and functional requirements, and ensures all development remains wholly within the lot boundary without necessitating verge works.

On this basis, it is recommended that the City of Cockburn grant retrospective development approval for the fence as constructed, without imposing requirements for additional landscaping or structural modification unless sought at the City's discretion for operational reasons.

## Plan 1 – Development Application Drawing




## Appendix A – Fencing Precedents in Local Rural Area




158 Lorimer Road, Beeliar



161 Lorimer Road, Munster



118 Holmes Road, Munster



265 Henderson Road, Munster



271 Henderson Rd, Munster



286 Henderson Road, Munster

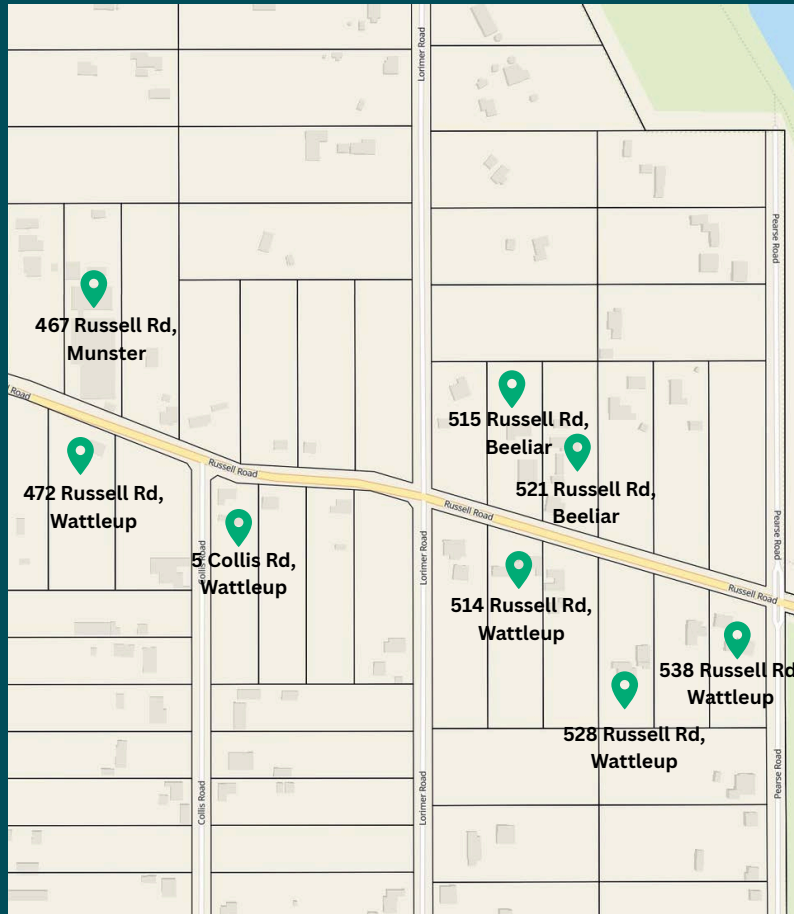


301 Henderson Road, Munster



129 Lorimer Road, Munster





467 Russell Road, Munster



472 Russell Rd, Wattleup



5 Collis Rd, Wattleup



515 Russell Rd, Beeliar



521 Russell Rd, Beeliar



538 Russell Rd, Wattleup

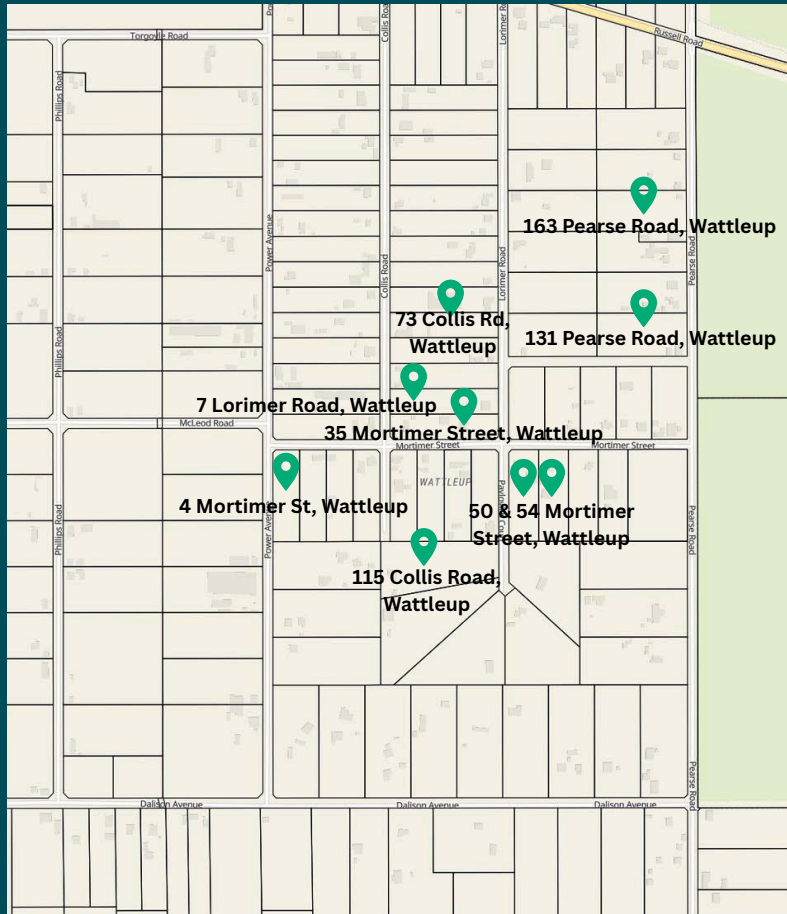


528 Russell Rd, Wattleup



514 Russell Rd, Wattleup





163 Pearce Road, Wattleup



131 Pearce Road, Wattleup



73 Collis Road, Wattleup



7 Lorimer Road, Wattleup



35 Mortimer Street, Wattleup




4 Mortimer St, Wattleup



115 Collis Road, Wattleup




50 Mortimer Street, Wattleup



54 Mortimer Street, Wattleup



## Appendix B – Development Drawings with Verge Treatment Options 1 – 4




**NOTES**

- SOLID FENCING TO SOUTHERN PORTION ONLY.
- OPEN-TOP FENCING (ABOVE 1500MM) TO NORTHERN PORTION.
- ALL FENCING 1800MM HEIGHT MAX.

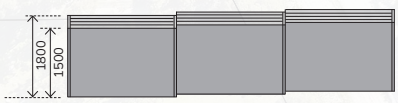
OPEN-STYLE (PERMEABLE) FENCING  
ABOVE 1500MM (TO 1800MM MAX.)

SOLID FENCING TO 1800MM

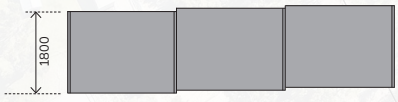
158  
1.841ha



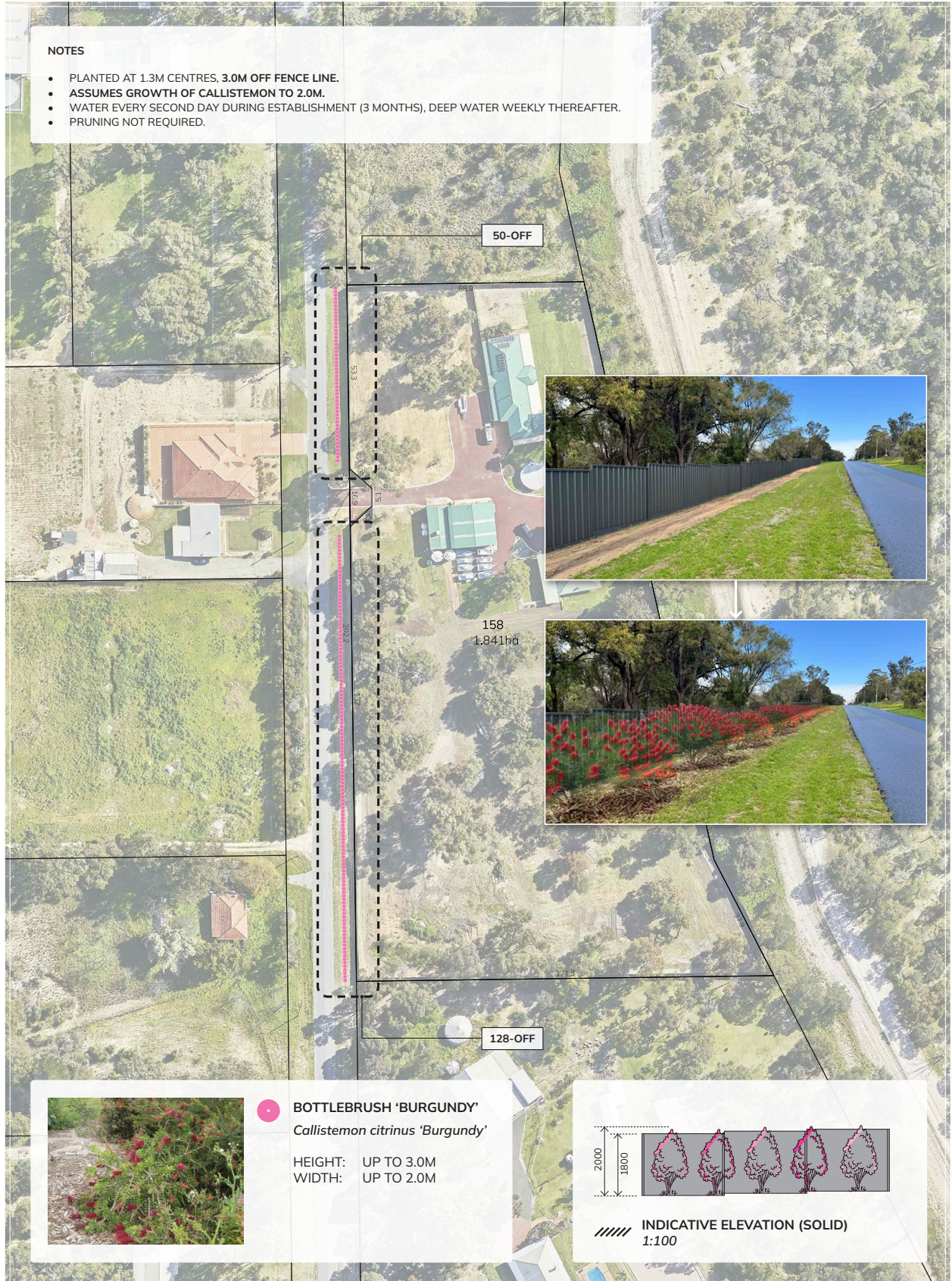
INDICATIVE FENCING (OPEN TOP)



INDICATIVE ELEVATION (OPEN TOP)  
1:100



INDICATIVE ELEVATION (SOLID)  
1:100







- NOTES**
- CALLISTEMON CITRINUS PLANTED AT 1.3M CENTRES.
  - CALLISTEMON CITRINUS 1.0M OFF FENCE LINE.
  - ASSUMES GROWTH OF CALLISTEMON CITRINUS TO 1.2M.
  - WATER EVERY SECOND DAY DURING ESTABLISHMENT (3 MONTHS), DEEP WATER WEEKLY THEREAFTER.
  - ALTERNATING FENCE PANELS (SOLID 1.8M, PERMEABLE ABOVE 1.5M) FOR FULL LENGTH.

50-OFF


158  
1.841ha

128-OFF



**BOTTLEBRUSH 'BURGUNDY'**  
*Callistemon citrinus 'Burgundy'*

HEIGHT: UP TO 3.0M  
WIDTH: UP TO 2.0M



INDICATIVE ELEVATION (SOLID)  
1:100

### Perth

Level 17, 1 Spring Street  
Perth WA 6008  
(08) 6285 3177

### Adelaide

27 Halifax Street  
Enter via Symonds PI  
Adelaide SA 5000  
(08) 8333 7999

### Melbourne

Level 3, 107 Elizabeth Street  
Melbourne VIC 3001  
(03) 8593 9650



[urps.com.au](http://urps.com.au)

### 14.1.3 WALGA Climate Change Advocacy Position

<b>Responsible Executive</b>	Director Sustainable Development and Safety
<b>Author(s)</b>	Service Lead Sustainability and Climate Change
<b>Attachments</b>	1. 2026 Climate Change Advocacy Position Consultation Paper <a href="#">↓</a>

#### Recommendation

That Council ENDORSES the West Australian Local Government Association's Draft Climate Change Advocacy Position.

#### Background

On Wednesday 28 January 2026, the Western Australian Local Government Association WALGA released a consultation paper seeking Council-endorsed feedback on a revised Climate Change Advocacy Position by 1 May 2026 (consultation paper attached).

Since WALGA's previous advocacy position was adopted in 2018, there have been significant legislative, policy and scientific developments in relation to climate change.

These include the *Australian Government's Climate Change Act 2022*, new national emissions reduction and adaptation frameworks, and the *Local Government Amendment Act 2023* that explicitly require Local Governments to plan for and mitigate climate change risks and consider long-term impacts on future generations.

Given these changes, it is important the WALGA position reflects the sector's views, needs and priorities and provides a sound basis for climate change advocacy on behalf of Western Australian Local Governments.

The 2018 Advocacy Position states:

Local Government acknowledges:

1. The science is clear: Climate change is occurring and greenhouse gas emissions from human activities are the dominant cause.
2. Climate change threatens human societies and Earth's ecosystems.
3. Urgent action is required to reduce emissions, and to adapt to the impacts from climate change that are now unavoidable.
4. A failure to adequately address this climate change emergency places an unacceptable burden on future generations.

Local Government is committed to addressing climate change.

Local Government is calling for:

1. Strong climate change action, leadership and coordination at all levels of government.
2. Effective and adequately funded Commonwealth and State Government and climate change policies *and programs*.

### Submission

N/A

### Report

The recently released consultation paper recognises climate change is already impacting Local Government service delivery, infrastructure, asset management and community wellbeing, with impacts varying across coastal, metropolitan and regional areas.

It outlines current climate projections and economic impacts relevant to Western Australia, highlighting increased temperatures, changing rainfall patterns, rising disaster risk and growing costs associated with extreme weather events. The paper also summarises Local Government climate change-related activities and identifies ongoing barriers, particularly limited funding, capacity and technical support.

The proposed WALGA Climate Change Advocacy Position was developed following consultation with the Local Government sector, consideration by State Council in addition to feedback from the WALGA Environment Policy Team. The position affirms Local Government's commitment to addressing climate change and calls on State and National Governments to provide leadership, coordination, funding and practical support.

The draft WALGA Climate Change Advocacy Position for Local Government feedback is as follows:

- (1) Local Government acknowledges the risks associated with, and is committed to, addressing climate change.
- (2) WALGA calls on the Australian and Western Australian Governments to:
  - a. Provide the necessary climate leadership, coordination and action to ensure an orderly transition to achieve emission reduction targets and address the impacts of climate change.
  - b. Provide dedicated funding, guidance and practical support to assist Local Governments to undertake emissions reduction and adaptation actions.

The 2026 Climate Change Advocacy Position Paper was reviewed by the City before being provided to the Sustainability and Environment Reference Group (SERG) for review and comment. City officers presented an overview of the WALGA advocacy process at the SERG meeting held on Thursday, 12 March 2026.

Following consideration of the paper, SERG members did not propose any specific modifications; however, some feedback suggested that the advocacy position could be strengthened through improved clarity and impact, particularly in relation to funding requirements and the associated burden on Local Government.

After reviewing the consultation paper and considering SERG member feedback, the City does not recommend any amendments to the draft Climate Change Advocacy Position and supports the motion as it stands. Council can consider its support for an adopted advocacy position represented through WALGA. This will assist with future climate related advocacy and grant funding applications.

The WALGA position also aligns with the objectives of the City's Climate Change Strategy which seeks additional support from the State and Commonwealth in the form of advances in legislation and policy as well as the provision of funding.

Requests to substantially modify the proposed WALGA positions may require further consultation with the Local Government sector and the changes may not be endorsed by the State Council. It is recommended the proposed position is endorsed by Council as it provides a sufficient platform for the City to undertake future climate advocacy.

While no amendments to the draft advocacy position are proposed, the SERG feedback regarding the high-level nature of the position and the importance of clearly specifying local government funding and resourcing impacts will be noted and raised in the City's response to WALGA.

Following consideration of this report, officers will formally advise WALGA of Council's decision on the draft Climate Change Advocacy Position..

### **Strategic Plans/Policy Implications**

#### Our Environment

Valuing natural assets, building climate resilience and using resources sustainably. • Enhance climate resilience and champion environmental initiatives to mitigate impacts.

#### Our Governance

Transparent leadership that listens, communicates openly and plans for a sustainable future.

### **Budget/Financial Implications**

N/A

### **Legal Implications**

N/A

**Community Consultation**

Feedback on the draft WALGA Climate Change Advocacy Position was obtained from the Sustainability and Environment Reference Group, which includes community members, at its meeting on March 12.

**Risk Management Implications**

The absence of formal endorsement may result in the City's perspectives, particularly in relation to climate change funding requirements, not being clearly reflected in WALGA advocacy efforts.

A decision not to endorse or provide feedback could be perceived as a lack of engagement in sector-wide climate change advocacy, potentially diminishing the City's leadership role on sustainability matters.

Without endorsement, the City may be less effectively positioned to support coordinated advocacy through WALGA, which relies on member-endorsed positions to demonstrate sector consensus.

**Advice to Proponent(s)/Submitters**

N/A

**Implications of Section 3.18(3) Local Government Act 1995**

Nil.



# WALGA Climate Change Advocacy Position

## Consultation Paper

January 2026



## Table of Contents

1. Introduction .....	3
2. Legislation and Policy .....	5
3. Technology .....	8
4. Climate Change projections and economic impact .....	9
5. Local Government activities and barriers.....	10
6. WALGA Advocacy .....	12
7. Draft Advocacy Position .....	14



## 1. Introduction

Climate change, and related legislation, policy and action, have implications for many aspects of Local Governments' operations and services. More frequent and severe droughts, heatwaves, bushfires, extreme rainfall events and warming, rising sea levels are increasing the costs and complexity of delivering critical services, infrastructure and ensuring community wellbeing.

The impacts and implications of climate change and opportunities for action differ depending on a Local Government's location, size and capacity. For example, coastal Local Governments are managing erosion and inundation risks, urban Local Governments are seeking to mitigate the impact of prolonged periods of heat on the liveability and health of their communities and in regional areas, water availability, heat stress and the transition to renewable energy are key concerns.

WALGA's policy and advocacy on climate change is longstanding, with the Association's first Climate Change Policy Statement adopted in 2009. In 2018 a new [Climate Change Policy Statement](#) and advocacy position were endorsed by WALGA State Council following extensive sector consultation. The 2018 Advocacy Position states:

*Local Government acknowledges:*

1. *The science is clear: Climate change is occurring and greenhouse gas emissions from human activities are the dominant cause.*
2. *Climate change threatens human societies and the Earth's ecosystems.*
3. *Urgent action is required to reduce emissions, and to adapt to the impacts from climate change that are now unavoidable.*
4. *A failure to adequately address this climate change emergency places an unacceptable burden on future generations.*

*Local Government is committed to addressing climate change.*

*Local Government is calling for:*

1. *Strong climate change action, leadership and coordination at all levels of government.*
2. *Effective and adequately funded Commonwealth and State Government climate change policies and programs.*

July 2018 – 72.5/2018

Since the 2018 Advocacy Position was adopted there have been significant legislative, policy, technological and scientific changes, including:

- The national *Climate Change Act 2022* and the Western Australian Climate Change Bill 2023.
- The *Local Government Amendment Act 2023*, which expanded Western Australian Local Governments' general function to include planning for, and mitigating, the risks associated with climate change.



- The release of the Australian Government's [National Climate Risk Assessment](#) and [National Adaptation Plan](#) in 2025.
- Escalation of the transition to renewable energy, uptake of electric vehicles and energy efficiency standards under the National Construction Code.
- Climate science and projections ([international](#), [national](#) and [WA specific](#)) have also become clearer regarding the risks posed by climate change and the need for action to address the consequential impacts.

It is important that the WALGA climate change advocacy position is updated to reflect these changes and the consequent needs and priorities of Local Governments. An updated climate change advocacy position, which complements other WALGA advocacy positions, will provide a sound basis for WALGA's advocacy.

Following initial consultation, consideration by State Council in March 2025 and feedback from the Environment Policy Team, WALGA has developed a revised, draft Climate Change Advocacy Position for Local Government feedback:

1. *Local Government acknowledges the risks associated with, and is committed to, addressing climate change.*
2. *WALGA calls on the Australian and Western Australian Governments to:*
  - a. *Provide the necessary climate leadership, coordination and action to ensure an orderly transition to achieve emission reduction targets and address the impacts of climate change.*
  - b. *Provide dedicated funding, guidance and practical support to assist Local Governments to undertake emissions reduction and adaptation actions.*

WALGA is seeking Council endorsed feedback on the draft Climate Change Advocacy Position by **COB Friday, 1 May 2026**. Feedback can be provided to [environment@walga.asn.au](mailto:environment@walga.asn.au).

This Paper provides an overview of matters which were considered in the development of the updated draft Advocacy Position including the legislation and policy (Section 2), technological changes (Section 3), climate science information (Section 4), feedback from Local Government on their needs, activities and barriers in relation to climate change (Section 5), and WALGA advocacy (Section 6). Section 7 provides detail on the rationale for the draft Advocacy Position.




## 2. Legislation and Policy

Since WALGA's Climate Change Policy Statement was endorsed in 2018, there have been significant Australian and Western Australian legislative and policy changes, these are outlined in Table 1.

Table 1: Government climate legislation and policy

Document	Summary
<b>Climate Change Legislation</b>	
<a href="#">Climate Change Act 2022</a>	<p>The Australian Government <i>Climate Change Act 2022</i> establishes a national framework for reducing greenhouse gas (GHG) emissions and enhancing climate resilience in Australia. It mandates setting emission reduction targets, annual reporting to Parliament and developing policies to support the transition to a low-carbon economy.</p> <p>Australia's <a href="#">Nationally Determined Contribution (NDC)</a> under Article 4 of the <a href="#">Paris Agreement</a> commits to reducing greenhouse gas emissions to 43% below 2005 levels by 2030.</p>
<a href="#">Annual Climate Change Statement 2025</a>	<p>The Annual Climate Change Statement is a requirement under the <i>Climate Change Act 2022</i>. It provides an overview of the country's progress in reducing GHG emissions and enhancing climate resilience. The Statement includes updates on emission reduction targets, government initiatives and programs supporting the transition to a low-carbon economy. The Statement also identifies additional areas for further action.</p>
<a href="#">WA Climate Change Bil 2023</a>	<p>The WA Climate Change Bill was introduced to Parliament in November 2023. The Bill sought to commit to net zero GHG emissions by 2050 and an interim whole of WA Government 2030 reduction target of 80% below 2020 levels. It also focuses on adapting to climate change impacts through sectorial adaptation planning and ensuring transparent progress reporting to the community and Parliament.</p> <p>The Bill has not progressed. In May 2025 the <a href="#">Premier</a> indicated that climate change legislation introduced in WA would need to be carefully considered, particularly in regard to <a href="#">net zero targets</a>, as WA is captured by national net zero legislation.</p>



<p><a href="#">Local Government Amendment Act 2023</a></p>	<p>Amendments made to the <i>Local Government Act 1995</i>, under the first tranche of changes in the <i>Local Government Amendment Act 2023</i>, expanded the requirements for Local Government in regard to their general functions to ensure good governance outcomes for their communities. Under Part 3 s3.1(1A) General Function, Local Governments are now required (change in bold):</p> <ul style="list-style-type: none"> <li>a. <i>to promote the economic, social and environmental sustainability of the district; and</i></li> <li>b. <b>to plan for, and to plan for mitigating, risks associated with climate change; and</b></li> <li>c. <i>in making decisions, to consider potential long-term consequences and impacts on future generations.</i></li> </ul> <p>These legislative changes were made without any sustainable investment model, or tools, to support the new responsibility.</p>
<p><a href="#">State Public Health Plan 2025 - 2030</a></p>	<p>Under Stage 5 of the <i>Public Health Act 2016</i>, which commenced in June 2024, Local Governments are required to prepare and publish local public health plans by 4 June 2026 that consider the State Public Health Plan objectives and priorities.</p> <p>The objectives for the State Public Health Plan include “Protect against public and environmental health risks, effectively manage emergencies, reduce impacts of disaster, and lessen the health impacts of climate change”.</p>
<p><b>Climate Change Mitigation</b></p>	
<p><a href="#">Paris Agreement (2022 update)</a></p>	<p>The Paris Agreement, under the United Nations Framework Convention on Climate Change, aims to limit global warming to 1.5°C by the end of this Century, requires a 43% cut in global GHG emissions by 2030.</p>
<p><a href="#">6<sup>th</sup> Intergovernmental Panel on Climate Change (IPCC) Report (2023)</a></p>	<p>The 6<sup>th</sup> IPCC Report summarises the state of knowledge of climate change, its widespread impacts and risks, and climate change mitigation and adaptation.</p>
<p><a href="#">United Nations Climate Change Conference (COP 28) 2023</a></p>	<p>The COP 28 Agreement calls for a tripling of renewable energy capacity and doubling of energy efficiency improvements by 2030.</p>



<p><a href="#">Net Zero Plan 2025</a></p>	<p>The Australian Government’s Net Zero Plan guides Australia’s transition to the legislated target of net zero emissions by 2050, covering all major parts of the economy and is consistent with international and domestic targets.</p> <p>The Plan sets out Government priorities, establishes policies and measures to reduce emissions and support ongoing and new investment in low emissions and renewable activities. The Plan is supported by <a href="#">Treasury Modelling</a> on the impact of the transition.</p>
<p><a href="#">Western Australian Climate Change Policy 2020</a></p>	<p>The Western Australian Climate Change Policy outlines the State Government’s plan for a climate-resilient future. It highlights actions to be taken in collaboration with all sectors of the economy to achieve net zero emissions by 2050.</p> <p>Key programs include:</p> <ul style="list-style-type: none"> <li>• Low carbon transition</li> <li>• Clean Energy Future Fund</li> <li>• Electric Vehicle (EV) Strategy</li> <li>• Building WA’s climate resilient future</li> <li>• Sectoral Emissions Reduction Strategy (SERS).</li> </ul>
<p><b>Climate Change Adaptation</b></p>	
<p><a href="#">National Climate Resilience and Adaptation Strategy 2021-2025</a></p>	<p>The National Climate Resilience and Adaptation Strategy 2021-2025 outlines how the Australian Government will fulfil its <a href="#">2012 COAG Roles and Responsibilities</a> through three objectives for effective adaptation across Australia:</p> <ol style="list-style-type: none"> <li>1. Drive investment and action through collaboration</li> <li>2. Improve climate information and services</li> <li>3. Assess progress and improve over time.</li> </ol>
<p><a href="#">National Climate Risk Assessment (NCRA) 2025</a></p>	<p>The NCRA is the first comprehensive evaluation of how climate change will impact key systems and regions across Australia and provides a solid evidence base for coordinated adaptation planning. The assessment identified 63 nationally significant risks with a more detailed analysis of 10 priority hazards.</p>
<p><a href="#">National Adaptation Plan 2025</a></p>	<p>The Plan builds on the National Climate Resilience and Adaptation Strategy and forms Australia’s new framework for preparing for and responding to climate change impacts. The Plan represents the ‘prioritise and plan’ steps in the adaptation cycle, following the ‘understand and assess’ steps outlined in the NCRA.</p>



<a href="#">Council of Australian Governments (COAG) Roles and Responsibilities for Climate Change Adaptation in Australia</a>	The Council of Australian Governments (previously COAG, now known as National Cabinet) defined roles and responsibilities for managing climate risk and adaptation across all levels of government. This highlighted that all levels of government play a significant role in climate change adaptation and risk management. Whilst this was agreed to in 2012, it is still referred to in national and state climate adaptation policy.
<a href="#">Western Australian Climate Adaptation Strategy 2023</a>	Sets out directions to support climate adaptation in WA: <ol style="list-style-type: none"> <li>1. Produce and communicate credible climate information and resources</li> <li>2. Build public sector climate capability and strengthen accountability</li> <li>3. Enhance sector-wide and community partnerships</li> <li>4. Empower and support the climate resilience of Aboriginal people.</li> </ol>
<b>Australian Local Government Association (ALGA) Policy and Advocacy</b>	
<a href="#">Advocacy</a>	ALGA has positions on both Climate Adaptation and Emissions Reduction and calls for a range of funding Programs and support for Local Government.
<a href="#">Adapting Together – Local Government Leadership in a Changing Climate Report 2025</a>	The Report uses more than 200 examples of Local Governments showing leadership and taking action to address climate impacts, and five case studies to model the national value of Local Government climate adaptation.

### 3. Technology

Technological changes most relevant to Local Government include the transition to renewable energy, uptake of electric vehicles and changes to energy efficiency standards under the National Construction Code.

In line with legislated net zero targets, the [Australian Government](#) is also targeting 82% renewable energy in the country's electricity grids by 2030. It is essential that the energy transition currently underway delivers economic opportunities, ensures reliable and affordable electricity and benefits for the local community. In 2024 WALGA developed a suite of advocacy positions (see Section 6) related to the renewable energy transition, forming the basis of WALGA's advocacy on behalf of the sector on this issue.



## 4. Climate Change projections and economic impact

Analysis of [historic trends](#) indicates Western Australia is already experiencing the impacts of climate change:


- Western Australia has warmed since 1910, with an average temperature increase of 1.3 °C.
- Since 1900, rainfall has increased over most of Western Australia, apart from the far west and southwest where it has declined; the decline in southwest Western Australia has been larger than anywhere else in Australia.
- The number of days with dangerous weather conditions for bushfires increased in nearly all locations.

In 2025, the Australian Climate Service released the first [National Climate Risk Assessment](#) (NCRA) in conjunction with the Bureau of Meteorology, CSIRO, the Australian Bureau of Statistics and Geoscience Australia, which provides an important evidence base on climate risks across Australia. The NCRA assembles data and analysis in a nationally consistent way to be used by Government and community to inform adaptation at a national, regional and local level. It identifies and assesses the impact of 10 priority hazards, over four time horizons, under emissions scenarios of 1.5°C, 2°C and 3°C for 11 geographic regions (including Western Australia north and south). The NCRA also considers the key risks to various systems, including communities in urban, regional and remote areas, primary industries and food, health and social support and the natural environment.

The most up to date projections of WA's climate up to 2100 are being produced by the Western Australian Department of Water and Environmental Regulation (DWER) as part of the State Government's [Climate Science Initiative \(CSI\)](#). The CSI is intended to provide a better understanding of climate change at a local level by producing climate projections at smaller scales (20 km and 4 km resolution). At these scales, regional influences like topography, land use and coastlines can be better understood, as well as extreme events like storms.

Statewide temperature and rainfall climate projections have been produced for the whole of WA at a grid resolution of 20 km up to 2099 under low and high emissions scenarios. Projections at a grid scale of 4 km are anticipated to be available for the South West in early 2026 and for the North West, covering the Pilbara and Kimberly regions, in late 2026.

There is significant [evidence](#) identifying the negative impact on the economy from increasing climate change risks and hazards ([Productivity Commission Inquiry](#)) with [infrastructure and agricultural](#) sectors likely to face some of the most significant challenges. The [Insurance Council of Australia](#), reports that the cost of extreme weather events has resulted in payments to policy holders impacted by extreme weather events rising from an average of \$2.1 billion p.a. in real terms over the last 30 years to an average



of \$4.5 billion p.a. over the last five years. [Deloitte Access Economics](#) (2022), estimate that climate change will cost the nation up to \$1 trillion by 2050 and that \$380 billion of these costs could be avoided if immediate action is taken to reduce emissions and adapt.

## 5. Local Government activities and barriers

Reflecting the requirements of the *Local Government Act 1995*, as of July 2025, 79 Local Government's Strategic Community Plans make specific reference to climate change, with a further 40 mentioning sustainability more broadly. Of these, 50 have targeted climate change plans or strategies.

Figure 1 identifies metrics relating to Local Governments' climate change related commitments and activities.

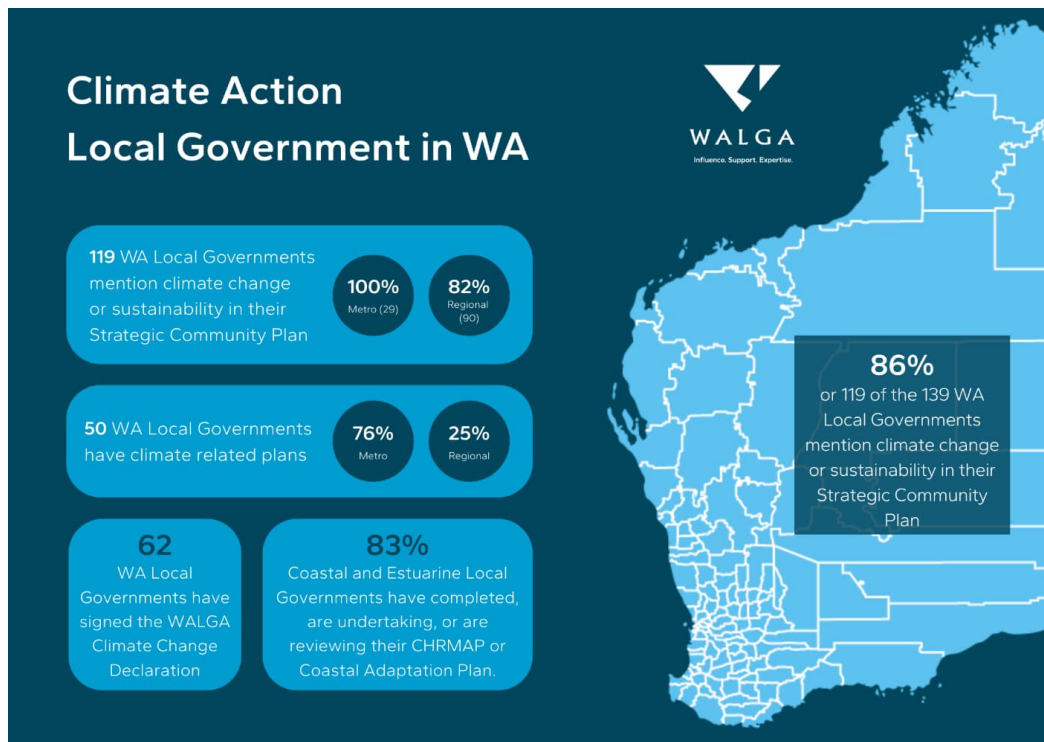


Figure 1: Local Government Climate Change commitments and activities

WALGA has undertaken a regular Climate Change Survey of Local Governments since the 2018 position was adopted, with surveys undertaken in 2020, 2022 and 2024 (see Table 2).



Table 2: Snapshot of WALGA climate change survey responses

Year	Metropolitan (no. and % of respondents)	Regional (no. and % of respondents)	Total Respondents
2020	29 (79.1%)	110 (79.1%)	139
2022	16 (32.6%)	33 (67.3%)	49
2024	27 (31.3%)	59 (68.6%)	86

These surveys consistently identify the main barriers to undertaking emissions reduction and adaptation actions for Local Government as **limited capacity, expertise, funding and support**. These issues are particularly significant for smaller, regional Local Governments, whose assets and communities are more vulnerable to the [impacts of climate change](#), such as extreme weather events.

Findings from the 2024 climate change survey reinforced that these issues remain the main barriers for Local Governments and are compounded by the many **competing priorities** within Local Governments. Survey respondents understood requirements for Local Government to incorporate climate change considerations into their operational planning, however reported limited knowledge or resources to undertake change. The Australian Local Government Climate Review identified that this is a critical issue for the sector in relation to emergency management. When emergency events occur, [Local Governments](#) have the most significant and immediate burden of managing the consequences compared to other levels of Government (Figure 2).

Coastal erosion is an example of the inequitable cost burden placed on Local Government. The State Government has identified 55 coastal erosion 'hotspots' (15 metropolitan, 40 regional) and flagged an additional 31 locations (8 metropolitan and 23 regional) for future consideration. 23 Local Government areas have been recognised as requiring active management over the next 25 years.

Under State Planning Policy 2.6, Local Government is responsible for planning and addressing predicted erosion and inundation hazards, through the preparation of Coastal Hazard Risk Management and Adaptation Plans (CHRMAP). Through the CoastWA Program, the State Government has delivered funding and support to Local Governments to manage current impacts of coastal erosion and inundation and to plan and prepare for increased impacts in the future. However, the level of funding provided for the CoastWA Program is inadequate and is due to expire in 2025-26. Only \$33.5 million was allocated to the Program over five years to 2025-26, despite the State Government estimating in 2019 that the cost to manage the 55 hotspots was \$110 million over the same period – with more funding required over the medium to long-term.



Figure 2: Snapshot of 2024 WALGA Local Government Climate Change Data in relation to main barriers faced by Local Government in addressing climate change.

## 6. WALGA Advocacy

WALGA's 2025 [State Election Priorities](#) and [2026-27 State Budget Submission](#) advocates for State Government support and investment under Climate Resilience, Low Carbon and Disaster Ready themes including funding for emergency management, waste, water availability and infrastructure, coastal erosion and inundation, urban tree canopy and EV charging infrastructure.

WALGA has a suite of [Advocacy Positions](#) that relate to these priority areas and are supported by WALGA's current Climate Change Policy Position, including:

- Water Management (4.3)
- Urban Forest (4.5)
- Street Lighting (5.5)
- Vehicle Emissions (5.14)
- Renewable Energy (6.16, 6.17, 6.18)
- Building Act and Regulations (6.6)
- Coastal Planning (6.8)
- Emergency Management (8.1, 8.2, 8.11).

In 2021-23, WALGA secured State Government funding to deliver a [Regional Climate Alliance \(RCA\) Pilot Program](#), an initiative under the [Western Australian Climate Policy](#).



Modelled on successful programs in other jurisdictions, two groupings of Local Governments, the South Coast Alliance and Goldfields Voluntary Regional Organisation of Councils (GVROC), focused on accelerating climate action at the regional scale. WALGA continues to advocate to the State Government to implement a statewide program to assist to Local Governments, particularly in regional communities, and secure State Government investment in the management of climate risks.

Local Governments own energy use provides an opportunity for renewable energy and enhanced disaster resilience, with many Local Governments upgrading their assets and facilities with solar and battery storage capabilities. In April 2022, WALGA commenced an aggregated purchase arrangement on behalf of the sector to deliver both economic savings and emission reductions to participating Local Governments. It is estimated that the first three-year term of the contract collectively delivered cost savings of approximately \$34 million and sustainability benefits through carbon offsets. The second iteration of the project, involving 50 Local Governments, commenced in early 2025 has projected savings of \$34 million to participating members in addition to substantial renewable energy and sustainability co-benefits.

The uptake of electric vehicles has also gained momentum with the Australian and State Governments investing in charging infrastructure and implementing programs to encourage the adoption of electric vehicles. Many Local Governments have also been transitioning their fleets and installing corporate and public use charging infrastructure.

In 2024, after two years of project development, WALGA successfully secured \$4.51 million (\$3.51 million funding from the Australian Renewable Energy Agency (ARENA) and \$1 million from the State Government) to fund charging infrastructure and energy upgrades to support the transition to electric vehicles across 22 Local Governments. 105 charging stations were delivered under the project and participating Local Governments co-invested \$7.68 million to roll out more than 140 Electric Vehicles to replace petrol and diesel vehicles.

In May 2025, [changes](#) to the National Construction Code came into effect. These changes included a strong focus on energy efficiency of new builds and expanding requirements for commercial buildings to facilitate electric vehicle charging infrastructure, solar and battery storage.

Local Governments play a role in the compliance and uptake of these standards both with industry and their communities. To support this, WALGA developed a discussion paper in 2022 to explore the opportunities for Local Government in supporting the Trajectory for Low Energy Buildings. The Trajectory is a national plan to achieve net zero carbon and energy residential and commercial buildings and provides recommendations to improve energy efficiency in existing buildings. WALGA's State Council endorsed its support of the Trajectory in 2021.

WALGA also provides secretariat support to the Western Australian Local Government Climate and Sustainability Alliance (WASCA), a growing sector-led officer network with over 100 officers from 45 Local Governments seeking to share knowledge and build capacity across the sector in climate related activities.



## 7. Draft Advocacy Position

The current climate change [Advocacy Position](#) reflects the policy and legislative environment and lower level of political consensus regarding the science of climate change at that time.

Importantly, the Australian Government has legislated Australia's emissions reductions targets of 43 per cent below 2005 by 2030 and net zero by 2050, consistent with Australia's commitments under the Paris Agreement. The Western Australian Government has indicated that it is committed to achieving net zero emissions by 2050 in line with the national legislated target, although it has not committed to progressing with legislating this target.

Local Governments' general function under the *Local Government Act 1995* has also been expanded to include planning for, and mitigating, the risks associated with climate change.

Climate analysis and projections emphasise the need for action to adapt to the escalating impacts from climate change on Australia and Western Australia, including more frequent and severe disaster events, as well as more heatwaves and rising sea levels.

Taking these factors into consideration, along with the feedback provided by the sector regarding the need for dedicated funding and support for emissions reduction and adaptation, WALGA has developed the following revised, draft Climate Change Advocacy Position:

1. *Local Government acknowledges the risks associated with, and is committed to, addressing climate change.*
2. *WALGA calls on the Australian and Western Australian Governments to:*
  - a. *Provide the necessary climate leadership, coordination and action to ensure an orderly transition to achieve emission reduction targets and address the impacts of climate change.*
  - b. *Provide dedicated funding, guidance and practical support to assist Local Governments to undertake emissions reduction and adaptation actions.*

WALGA is seeking Council endorsed feedback on the draft Climate Change Advocacy Position by **COB Friday, 1 May 2026**. Feedback can be provided to [environment@walga.asn.au](mailto:environment@walga.asn.au).

## 14.2 Corporate and System Services

### 14.2.1 Budget Amendments to the 2025-26 Municipal Budget

<b>Responsible Executive</b>	Director Corporate and System Services
<b>Author(s)</b>	Service Manager Strategic Finance
<b>Attachments</b>	1. Schedule of Budget Amendments - March 2026 <a href="#">↓</a>

#### RECOMMENDATION

That Council AUTHORISES the amendment of the 2025-26 Municipal Budget as detailed in the attached schedule and summarised below:

<b>Nature</b>	<b>Budget Surplus Impact \$</b>
<i>FY26 Amended Budget Surplus</i>	<i>300,000</i>
<u>Budget amendments proposed:</u>	
Capital income – increase	89,999
Capital expenditure – increase	(1,638,997)
Net Financial Reserves drawdown – increase	1,548,998
Net budget adjustment – attributed to these changes	NIL
<i>Revised FY26 Budget Surplus</i>	<i>300,000</i>

**TO BE CARRIED BY AN ABSOLUTE MAJORITY OF COUNCIL**

#### Background

Budget variances are monitored throughout the year. Where required, adjustments are submitted to Council either as agenda items or through the statutory mid-year review in accordance with the Local Government Act 1995.

#### Submission

N/A

## Report

Following the adoption of the 2025–26 Annual Budget on 19 June 2025, and subsequent Council- approved amendments, further adjustments have been identified within the capital budget.

The amendments proposed in this report do not result in any net change to the overall 2025-26 Municipal budget position. Accordingly, the surplus of \$300,000 adopted at the Mid-Year Budget Review remains unchanged.

To support transparency, the attached Schedule of Budget Amendments details the specific projects and budget items proposed for adjustment. A summary table is also provided, categorising the amendments by category and type.

Category/Nature		Budget Amendment (\$)	Category Sub-Total (\$)
<b>Capital Income</b>			
Proceeds from Sale of Assets	↑	89,999	<b>89,999</b>
<b>Capital Expenditure</b>			
FY26 capital program - new capital items	↑	(406,957)	
FY26 capital program adjustments	↑	(1,232,040)	<b>(1,638,997)</b>
<b>Net Reserve Transfers</b>			
FY26 new capital funding	↑	406,957	
FY26 capital budget funding	↑	1,142,041	<b>1,548,998</b>
<b>Net Budget Impact</b>	-	-	<b>0</b>

## Strategic Plans/Policy Implications

### Listening & Leading

A community focused, sustainable, accountable and progressive organisation.

- Best practice Governance, partnerships and value for money.

## Budget/Financial Implications

Adoption of the recommended amendments will not change the current budget position, with the surplus remaining at \$300,000. An absolute majority of Council is required to approve amendments to the 2025-26 Municipal Budget.

## Legal Implications

N/A

**Community Consultation**

N/A

**Risk Management Implications**

The suggested budget amendments promote responsible financial oversight and adhere to good governance standards. Should these changes not be accepted, there is a moderate chance that errors could appear in the City's budget, potentially affecting both service quality and overall financial results.

**Advice to Proponent(s)/Submitters**

N/A

**Implications of Section 3.18(3) *Local Government Act 1995***

Nil

Ordinary Council Meeting - April 2026

DESCRIPTION (SERVICE UNIT)	CURRENT BUDGET \$	YTD ACTUAL SPEND \$	EXPENDITURE ADJUSTMENT \$	INCOME ADJUSTMENT \$	RESERVES ADJUSTMENT \$	BUDGET SURPLUS IMPACT \$	Budget Adjustment Comments
<b>Opening Budget Surplus</b>						300,000	
<b>Operational Budget Amendments</b>							
<b>Capital Budget Amendments</b>							
SU511 - Parks and Environment [CW1168 - Bassett Reserve Playground and Softfall]	65,000	15,313	10,000	-	-	10,000	NIL Additional funding is required for the Bassett Reserve Playground Renewal (WC03057) due to increased Project Management hours at the procurement phase.
SU511 - Parks and Environment [CW1176 - Coolbellup External Playground Renewal]	100,000	14,273	8,000	-	-	8,000	NIL Additional funding required to Project Management Costs
SU512 - Infrastructure Assets [CWNEW - Beckett Clost Flooding - Drainage Renewal]	-	-	22,750	-	-	22,750	NIL Funding required for Drainage Renewal – Beckett Close
SU512 - Infrastructure Assets [CWNEW - Princeton Circuit - Drainage Renewal]	-	-	45,000	-	-	45,000	NIL Funding required for Drainage Renewal – Princeton Circuit
SU512 - Infrastructure Assets [CWNEW - Savannah Circuit, Success - Drainage Renewal]	-	-	61,975	-	-	61,975	NIL Funding required for Drainage Renewal – Savannah Circuit, Success
SU512 - Infrastructure Assets [CWNEW - Bannigan Ave, Success - Road Pavement]	-	-	96,000	-	-	96,000	NIL Funding required for Road Pavement Renewal - Bannigan Ave, Success
SU512 - Infrastructure Assets [CWNEW - Botany Parade - Pipe Segment Renewal]	-	-	45,000	-	-	45,000	NIL Funding required for pipe segment renewal - Botany Parade
SU512 - Infrastructure Assets [CWNEW - Solace Gardens - Pipe Segment Renewal]	-	-	111,232	-	-	111,232	NIL Funding required for pipe segment renewal - Solace Gardens
SU513 - Waste and Fleet Services [CW7706 - Heavy Fleet Parks 3T Truck PL706]	-	95,353	138,990	-	43,636	95,354	NIL Budget amendment required due to change in delivery timeframes
SU513 - Waste and Fleet Services [CW7707 - Heavy Fleet Parks 3T Truck PL707]	-	95,353	138,990	-	43,636	95,354	NIL Budget amendment required due to change in delivery timeframes
SU513 - Waste and Fleet Services [CW7784 - Waste Services, Low Profile rear loader 8m2]	-	-	334,900	-	-	334,900	NIL Budget amendment required due to change in delivery timeframes
SU513 - Waste and Fleet Services [CW7712 - Hino 300 series]	80,000	92,313	12,313	-	2,727	9,586	NIL Budget amendment required due to slight increase in price
SU513 - Waste and Fleet Services [CW7730 - Isuzu NPR300 D/C Truck - Parks]	75,000	-	44,660	-	-	44,660	NIL Budget amendment required due to manufacturer supply constraints and market demand causing an increase in price.
SU513 - Waste and Fleet Services [CW7520 - Light Fleet Small Passenger Bus PL 520]	-	-	72,106	-	-	72,106	NIL Budget amendment required due to change in delivery timeframes
SU520 - Traffic and Major Projects [CWNEW - Anning Park Lighting Project]	-	-	25,000	-	-	25,000	NIL Project delivery bought forward to mitigate single year delivery & meet grant funding conditions.
SU520 - Traffic and Major Projects [CW1827 - 240 16 Glenister Road (2023/24)]	292,180	74,835	330,000	-	-	330,000	NIL Additional funding required to cover estimated contract works(Pre-Tender) and Project Management Costs
SU520 - Traffic and Major Projects [CW9146 - 406 Mayor Rd Path Separation Apium to Atwell -	35,027	55,964	20,937	-	-	20,937	NIL Additional funding required to cover additional path renewal works & traffic management costs
SU520 - Traffic and Major Projects [CW1160 - Berrigan Semple Intersection Improvement - Yr 1	183,903	69,870	121,144	-	-	121,144	NIL Additional funding is required for the Berrigan Semple Intersection Project (WC03051) due to increased Project Management hours at both the Initiation and the procurement phase for compliance reasons in achieving a VFM offer.
<b>SUBTOTAL</b>			<b>1,638,997</b>	<b>-</b>	<b>89,999</b>	<b>1,548,998</b>	<b>NIL</b>
<b>Closing Budget Surplus</b>							
<b>TRANSFER FROM RESERVE</b>	\$						
Plant And Equipment Reserve			-651,960				
Road Infrastructure Reserve			-854,038				
Open Space Infrastructure Reserve			-43,000				
<b>Sub-Total</b>			<b>-1,548,998</b>				
<b>TRANSFER TO RESERVE</b>	\$						
<b>Sub-Total</b>			<b>0</b>				
<b>Total</b>			<b>-1,548,998</b>				

## 14.2.2 Payments Made from Municipal Fund and Local Procurement Summary - February 2026

<b>Responsible Executive</b>	Director Corporate and System Services
<b>Author(s)</b>	Service Manager Strategic Finance
<b>Attachments</b>	<ol style="list-style-type: none"><li>1. Payments Listing February 2026 <a href="#">↓</a></li><li>2. Credit Cards by Cardholder February 2026 <a href="#">↓</a></li><li>3. Credit Cards by Category February 2026 <a href="#">↓</a></li><li>4. Store Cards February 2026 <a href="#">↓</a></li><li>5. Fuel Cards February 2026 <a href="#">↓</a></li></ol>

### RECOMMENDATION

That Council:

- (1) RECEIVES the list of payments made by the City during the month of February 2026, as attached to the Agenda; and
- (2) RECEIVES the lists of transactions paid by credit and other types of purchase cards during the month of February 2026, as attached to the Agenda.

### Background

Council has delegated its power to make payments from the Municipal or Trust Fund to the Chief Executive Officer and other sub-delegates pursuant to delegation 1.2.26 - Payment from Municipal and Trust Funds.

Regulation 13(1) of the *Local Government (Financial Management) Regulations 1996* requires that a list of accounts paid under this delegation be prepared and presented to Council each month.

Additionally, Regulation 13A requires a list of payments made by employees using credit, debit, or other purchasing cards to be prepared and presented to Council each month.

### Submission

N/A

### Report

Payments made under delegation in February totalled \$16.79 million. All payment amounts reported are inclusive of GST (budgetary impact excludes GST).

The following table provides a summary of payment types with detailed lists included as attachments:

Net EFT payments (suppliers, sundry creditors)	\$12,502,816
Payroll payments (two fortnights)	\$4,202,126
Corporate credit cards	\$59,404
Bank transactional fees (BPay and merchant fees)	\$24,952
<b>Total payments for month</b>	<b>\$16,789,298</b>

The City makes several payment runs each month to ensure suppliers and other payees are paid on a timely basis, particularly local and small businesses.

Attached are two Credit Card Transaction Summaries: one by cardholder position, the other by spend category with details.

The CEOs corporate credit card recorded a single transaction of \$3,135 for Councillor attendance at the UDIA 2026 National Congress.

The following table summarises credit card transactions by spend category:

<b>Spend Category</b>	<b>\$</b>	<b>%</b>
Advertising	4,139.46	6.97%
Application, Licence, Registration Fees	133.12	0.22%
Bank and Other Fees	17.76	0.03%
Conferences and Seminars	7,235.23	12.18%
Disputed Transaction	6,980.00	11.75%
Equipment Purchases	2,975.37	5.01%
Events and Functions	2,452.69	4.13%
Hire of Equipment and Facilities	865.57	1.46%
Meeting/Workshop Catering	306.42	0.52%
Motor Vehicle Expenses	634.45	1.07%
Office Supplies	1,675.00	2.82%
Professional Services	566.50	0.95%
Program Costs	5,172.17	8.71%
Subscriptions and Memberships	6,527.47	10.99%
Supplies and Materials Purchases	12,077.99	20.33%
Training & Professional Development	4,520.53	7.61%
Travel and Accommodation	3,123.90	5.25%
<b>Total on 48 cards used</b>	<b>59,403.63</b>	<b>100.00%</b>

Several store cards are used for City business purchases in line with Council’s Procurement Policy. A summary and detailed list of all February card transactions are provided below:

Type	\$	Purpose
Woolworths (10 cards)	4,025	Seniors centre, youth centre, marina, community development, amenities
Bunnings (16 cards)	8,635	Sustainability, facilities, fleet, parks and environmental, waste services, civil works, community development and marina
BP fuel cards	27,032	Plant and light fleet

Local Procurement

The monthly statistics on local and regional procurement spend are summarised below, detailing the spend amounts and percentages relative to the total spend.

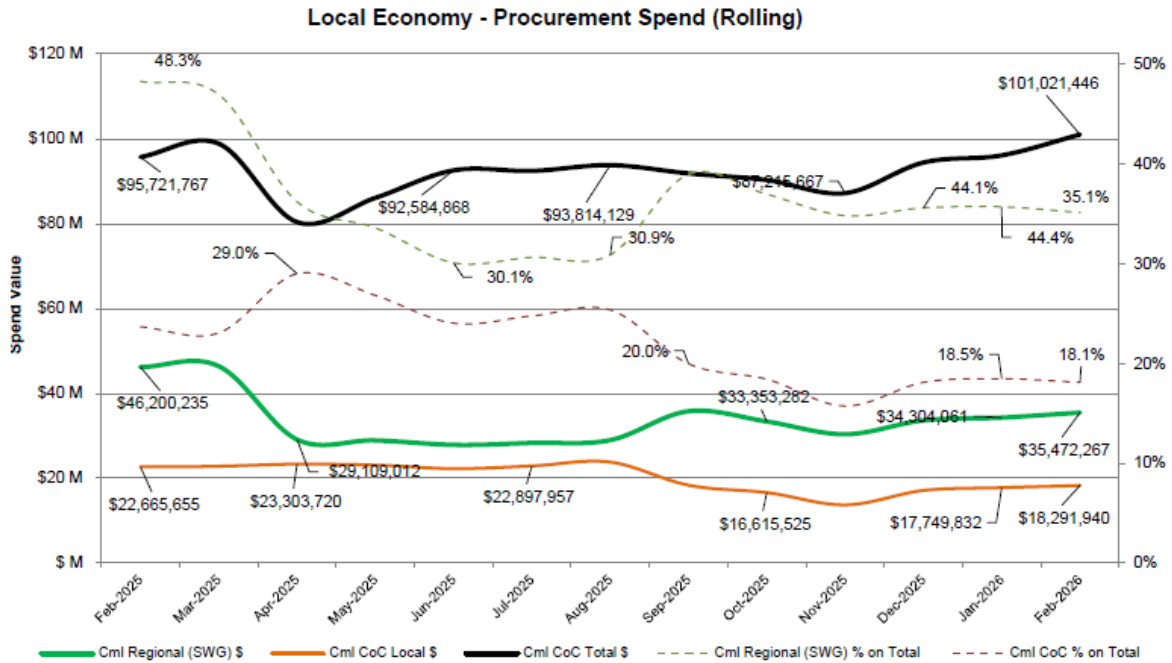
**Procurement Report - Local Buy Summary & Trends**

**February 2026**

<b>Monthly Statistics</b>	CoC Local Spend	\$1,306,736	CoC Local Value	10.98%	CoC Local Qty	25.39%
	Local/Regional Spend	\$2,305,666	Local/Regional Value	19.38%	Local/Regional Qty	31.74%
<b>Aboriginal Engagement</b>	Suppliers used YTD	16	Orders raised YTD	465	Committed spend YTD	\$162,596

Local expenditure within the City of Cockburn accounted for 10.98% of total monthly spend and 25.39% of all procurement transactions. Across the Perth South-West Metropolitan Alliance (PSWMA) region, the City’s monthly expenditure represented 19.38%.

The following one-year rolling chart to February 2026 tracks the City’s procurement spend with businesses located within Cockburn and the PSWMA region:



In February, the 12-month rolling local expenditure in Cockburn reached \$18.29 million, representing 18.1% of the City’s total spend. Within the PSWMA region, this figure increased to \$35.47 million or 35.1% of the total spend.

This performance measurement aligns with the City’s objectives under Council’s Procurement Policy, specifically the “local and regional” principle, which emphasise a preference for local procurement.

Social Procurement

As at the end of February, the City had engaged with sixteen Aboriginal businesses, with year-to-date commitments totalling \$162,596.

**Strategic Plans/Policy Implications**Local Economy

A sustainable and diverse local economy that attracts increased investment and provides local employment.

- Thriving local commercial centres, local businesses and tourism industry.

Listening & Leading

A community focused, sustainable, accountable and progressive organisation.

- Best practice Governance, partnerships and value for money.
- High quality and effective community engagement and customer service experiences.

**Budget/Financial Implications**

All payments are provided for within the City's Municipal Budget, as approved and amended by Council.

**Legal Implications**

This item ensures compliance with Regulations 12, 13, and 13A of the Local Government (Financial Management) Regulations 1996.

**Community Consultation**

N/A

**Risk Management Implications**

Council receives a statutory list of City payments made under delegation to meet operational and contractual needs, allowing for review and clarification by Council if needed.

**Advice to Proponent(s)/Submitters**

N/A

**Implications of Section 3.18(3) *Local Government Act 1995***

Nil

28th February 2026 PAYMENT LISTING					
MUNICIPAL FUND					
Payment Number	Account Number	Payee Name	Payment Listing Description	Date	Alloc Amount
EF186661	99997	Family Day Care	Fdc Payments W/E 01/02/2026	3/02/2026	31,957.25
EF186662	20146	Data#3 Limited	Contract It Personnel & Software	3/02/2026	11,504.68
EF186663	26987	Cti Risk Management	Security - Cash Collection	3/02/2026	560.05
EF186664	28632	Total Connections Pty Ltd	Hose, Hydraulics & Fire Protection Servi	3/02/2026	2,202.05
EF186665	29004	Wex Australia Pty Ltd Motorpass	Fuel Cards	3/02/2026	419.53
EF186666	29417	Western Australian Vietnamese Women's Association Incorpate	Organising Community Events	3/02/2026	5,000.00
EF186667	99997	Servau Offcl. Departmental Recpts&Paymen	Document Number : 180172813	3/02/2026	251.46
EF186668	99997	Adriana K Ukalovich	Refund - Cpr Refresher	3/02/2026	59.00
EF186669	99997	Ka Wing Kelvin Wong	Reimbursement Of Fees - January 2026	3/02/2026	691.00
EF186670	99997	Jennifer Sweeting	Bird Bath Rebate - Jennifer Sweeting	3/02/2026	49.98
EF186671	99997	Faye Powell	Bird Bath Rebate Refund - Faye Powell	3/02/2026	24.75
EF186672	99997	Tamilyn Foley	Bird Bath Rebate Refund - Tamilyn Foley	3/02/2026	24.75
EF186673	99997	Xuan Mai Nguyen	Bird Bath Rebate Refund - Xuan Mai	3/02/2026	49.99
EF186674	99997	Donna Sloan	Bird Bath Rebate Refund - Donna Sloan	3/02/2026	26.39
EF186675	99997	Katherine Strydom	Bird Bath Rebate Refund - Katherine Weir	3/02/2026	49.99
EF186676	99997	Jian Lee	Refund For Goggles	3/02/2026	22.95
EF186677	99997	Michelle Lavender	Fdc Bond Refund	3/02/2026	277.50
EF186678	99997	Kim Davis	Fdc Bond Refund	3/02/2026	630.00
EF186679	99997	Alana Campbell	Fdc Bond Refund	3/02/2026	562.80
EF186680	99997	Michael Corbett	Fdc Bond Refund	3/02/2026	1,236.00
EF186681	99997	Amala Bose	Fdc Bond Refund	3/02/2026	277.50
EF186682	99997	Noorhidayu Ibrahim	Fdc Bond Refund	3/02/2026	159.00
EF186683	99997	Amanda Briggs	Sanitary Product Rebate - Amanda Briggs	3/02/2026	50.00
EF186684	99997	Natasha Thompson	Sanitary Product Rebate - Natasha Thomps	3/02/2026	50.00
EF186685	99997	Water Corporation	Account Number 9023763896	3/02/2026	206.08
EF186686	27492	Superchoice Services Pty Limited	Payroll Deductions	5/02/2026	1,359,051.01
EF186687	99997	Family Day Care	Fdc Payments W/E 08/02/2026	10/02/2026	8,104.43
EF186688	26987	Cti Risk Management	Security - Cash Collection	10/02/2026	2,491.73
EF186689	99997	Tagrid Naim	Refund For Cancellation	10/02/2026	39.80
EF186690	99997	James Vost	Pen Fee Refund - C053 - James Vost	10/02/2026	159.00
EF186691	99997	Louisa Stevens	Coogee Maritime Trail Volunteer - First	10/02/2026	129.00
EF186692	99997	Gary Palma	Electricity Fee Refund - D129 - Gary Pal	10/02/2026	13.55
EF186693	99997	Dorde & Natasa Aleksic	Medical Cancellation	10/02/2026	12.70
EF186694	99997	Jayne James	Compost Bin Rebate	10/02/2026	50.00
EF186695	99997	Tracey Armstrong	Refund - Multicultural Reference Group	10/02/2026	234.58
EF186696	99997	Romany Pope	Sanitary Product Rebate	10/02/2026	50.00
EF186697	99997	Candice Higgs	Fdc Bond Refund	10/02/2026	52.00
EF186698	99997	Sitong Bu	Fdc Bond Refund	10/02/2026	210.00
EF186699	99997	Veronica Auzner	Fdc Bond Refund	10/02/2026	669.00
EF186700	99997	Rhys Shepherd	Fdc Bond Refund	10/02/2026	562.00
EF186701	99997	Kam Yu Wong	Fdc Bond Refund	10/02/2026	180.00
EF186702	99997	Xiao-Yin Lai	Fdc Bond Refund	10/02/2026	828.00
EF186703	99997	Rebecca Brooksbank	Fdc Bond Refund	10/02/2026	291.00
EF186704	99997	Yiwei Zhang	Fdc Bond Refund	10/02/2026	828.00
EF186705	99997	Yangebup Progress Association	Resident Groups Grant Program	10/02/2026	660.00

28th February 2026 PAYMENT LISTING					
MUNICIPAL FUND					
Payment Number	Account Number	Payee Name	Payment Listing Description	Date	Alloc Amount
EF186706	17550	The Irrigation Association Of Aust	Subscription	11/02/2026	2,323.00
EF186707	10152	Aust Services Union	Payroll Deductions	16/02/2026	673.00
EF186708	10154	Australian Taxation Office	Payroll Deductions	16/02/2026	636,496.00
EF186709	10305	Child Support Agency	Payroll Deductions	16/02/2026	3,677.62
EF186710	19726	Health Insurance Fund Of Wa	Payroll Deductions	16/02/2026	756.35
EF186711	27874	Smartsalary	Salary Packaging/Leasing Administration	16/02/2026	12,365.58
EF186712	28458	Easi Group	Novated Leasing	16/02/2026	20,747.09
EF186713	28741	The Local Government, Racing & Cemeteries Employees Union Wa Lgrceu	Union	16/02/2026	48.00
EF186714	28890	Construction Forestry Mining Energy Union - Construction & G Cfmeu Wa - Construction And General Division	Payroll Deductions	16/02/2026	30.00
EF186715	99996	Pauline And Patrick Walshe	Property and Rates related refunds	13/02/2026	650.00
EF186716	99996	Pauline Mcnally	Property and Rates related refunds	13/02/2026	526.60
EF186717	99996	Germaine Marcelle Murray	Property and Rates related refunds	13/02/2026	880.56
EF186718	99996	Nikola Obradovic	Property and Rates related refunds	13/02/2026	612.00
EF186719	99996	Jonathan James Green	Property and Rates related refunds	13/02/2026	573.85
EF186720	99996	Alicia Ellis	Property and Rates related refunds	13/02/2026	150.00
EF186721	99996	Siew Lengh Teh & Keng Gie Teh	Property and Rates related refunds	13/02/2026	127.60
EF186722	99996	Complete Approvals	Property and Rates related refunds	13/02/2026	147.00
EF186723	99996	Cortes Management Group Pty Ltd	Property and Rates related refunds	13/02/2026	509.00
EF186724	99996	Helen Louise O'Dwyer	Property and Rates related refunds	13/02/2026	464.06
EF186725	99996	Roberta T Cameron	Property and Rates related refunds	13/02/2026	51.70
EF186726	99996	Chloe Stoy	Property and Rates related refunds	13/02/2026	5,378.71
EF186727	99996	Gearoid Foley	Property and Rates related refunds	13/02/2026	466.00
EF186728	99996	Gillian Dawn Larner	Property and Rates related refunds	13/02/2026	577.31
EF186729	99996	Jayne Alison Sharland	Property and Rates related refunds	13/02/2026	1,122.00
EF186730	99996	Kevin Cornish	Property and Rates related refunds	13/02/2026	393.24
EF186731	99996	Shae M Clarson	Property and Rates related refunds	13/02/2026	2,138.27
EF186732	99996	Madeleine Jade Portelli	Property and Rates related refunds	13/02/2026	467.00
EF186733	99996	Betty Tomasevich	Property and Rates related refunds	13/02/2026	892.42
EF186734	99996	Goldstart Investments Pty Ltd	Property and Rates related refunds	13/02/2026	500.47
EF186735	99996	Lucy M Mwangi	Property and Rates related refunds	13/02/2026	10,148.97
EF186736	99996	Rates And Property Related Eft Refunds (Not Bonds)	Property and Rates related refunds	13/02/2026	1,843.81
EF186737	99996	Franca E Babin	Property and Rates related refunds	13/02/2026	4,701.20
EF186738	99996	Silvana Alberti	Property and Rates related refunds	13/02/2026	358.93
EF186739	99996	Tammy Crofter	Property and Rates related refunds	13/02/2026	463.94
EF186740	99996	Oliver Patrick McIernon	Property and Rates related refunds	13/02/2026	467.00
EF186741	99996	Tj Murphy	Property and Rates related refunds	13/02/2026	4,999.57
EF186742	99996	Ms Manansala	Property and Rates related refunds	13/02/2026	5,421.62
EF186743	99996	Manning Camac Pty Ltd	Property and Rates related refunds	13/02/2026	3,953.78
EF186744	99996	Dimitra Bailey	Property and Rates related refunds	13/02/2026	468.84
EF186745	99996	Ljubica Drekovic	Property and Rates related refunds	13/02/2026	443.25
EF186746	99996	James Anthony Norman	Property and Rates related refunds	13/02/2026	459.00
EF186747	99996	Avinash & Rakshika Singh	Property and Rates related refunds	13/02/2026	593.00
EF186748	10047	Alinta Energy	Natural Gas & Electricity Supply	13/02/2026	141,188.71
EF186749	11794	Synergy	Electricity Usage/Supplies	13/02/2026	398,360.83

28th February 2026 PAYMENT LISTING					
MUNICIPAL FUND					
Payment Number	Account Number	Payee Name	Payment Listing Description	Date	Alloc Amount
EF186750	28571	Perth Energy Pty Ltd	Energy Supply	13/02/2026	4,461.06
EF186751	11758	Req Officers Do Not Use - Water Corp Utility Account Only - Please Refer To 11760 When Raising Po	Water Usage / Sundry Charges	13/02/2026	78,388.35
EF186752	10058	Alsco Pty Ltd	Hygiene Services/Supplies	13/02/2026	323.22
EF186753	10117	Australia Day Council Of Wa	Gold Membership	13/02/2026	13.95
EF186754	10118	Australia Post	Postage Charges	13/02/2026	39,545.01
EF186755	10207	Boc Gases	Gas Supplies	13/02/2026	1,346.46
EF186756	10221	Bp Australia Pty Ltd	Diesel/Petrol Supplies	13/02/2026	28,395.15
EF186757	10226	Bridgestone Australia Ltd	Tyre Services	13/02/2026	59,828.53
EF186758	10246	Bunnings Building Supplies Pty Ltd	Hardware Supplies	13/02/2026	1,031.65
EF186759	10279	Castrol Australia Pty Ltd	Grease/Lubricants	13/02/2026	5,178.80
EF186760	10287	Centreline Markings	Linemarking Services	13/02/2026	39,380.00
EF186761	10349	Cockburn Basketball Assoc Inc	Basketball	13/02/2026	2,530.00
EF186762	10357	Cockburn Ice Arena	Entertainment Services	13/02/2026	770.00
EF186763	10359	Cockburn Painting Service	Painting Supplies/Services	13/02/2026	4,235.00
EF186764	10456	Datanet	Software Modifications	13/02/2026	396.00
EF186765	10483	Landgate	Mapping/Land Title Searches	13/02/2026	2,133.84
EF186766	10526	E & Mj Rosher Pty Ltd	Mower Equipment	13/02/2026	2,325.96
EF186767	10535	Workpower Incorporated	Employment Services - Planting	13/02/2026	2,179.38
EF186768	10573	Fairbridge Western Australia Inc	Outdoor Recreation Services	13/02/2026	1,575.00
EF186769	10589	Fines Enforcement Registry	Fines Enforcement Fees	13/02/2026	4,336.50
EF186770	10683	Gronbek Security	Locksmith Services	13/02/2026	8,861.70
EF186771	10788	Jandakot Volunteer Bush Fire Brigade Please See Adhoc	Expense Reimbursements	13/02/2026	1,062.49
EF186772	10794	Jason Signmakers	Signs	13/02/2026	2,223.50
EF186773	10879	Les Mills Aerobics	Instruction/Training Services	13/02/2026	2,379.77
EF186774	10913	Bucher Municipal Pty Ltd	Purchase Of New Plant / Repair Services	13/02/2026	357.46
EF186775	10923	Major Motors Pty Ltd	Repairs/Maintenance Services	13/02/2026	4,895.10
EF186776	10991	Beacon Equipment	Mowing Equipment	13/02/2026	454.00
EF186777	11036	Northlake Electrical Pty Ltd	Electrical Services	13/02/2026	52,394.58
EF186778	11307	Satellite Security Services Pty Ltd	Security Services	13/02/2026	7,957.85
EF186779	11316	Seek Limited	Recruitment Advertising	13/02/2026	3,064.83
EF186780	11333	Shelford Constructions Pty Ltd	Construction Services	13/02/2026	748,210.67
EF186781	11334	Shenton Pumps	Pool Equipment/Services	13/02/2026	12,587.30
EF186782	11387	Bibra Lake Soils	Soil & Limestone Supplies	13/02/2026	823.00
EF186783	11483	St John Ambulance Aust Wa Operations	First Aid Courses	13/02/2026	3,638.00
EF186784	11511	Statewide Bearings	Bearing Supplies	13/02/2026	86.68
EF186785	11619	Eagers Wa Pty Ltd Subaru Osborne Park	Automotive	13/02/2026	299.00
EF186786	11625	Nutrien Water	Reticulation Supplies	13/02/2026	6,646.60
EF186787	11651	Tree Watering Services	Tree Watering Services	13/02/2026	3,079.00
EF186788	11699	Vernon Design Group	Architectural Services	13/02/2026	1,675.00
EF186789	11701	Vibra Industrial Filtration Australasia	Filter Supplies	13/02/2026	202.40
EF186790	11787	Department Of Transport	Vehicle Search Fees	13/02/2026	1,071.00
EF186791	11793	Western Irrigation Pty Ltd	Irrigation Services/Supplies	13/02/2026	18,756.85
EF186792	11795	Western Power	Street Lighting Installation & Service	13/02/2026	20,996.00
EF186793	11828	Worldwide Online Printing - O'connor	Printing Services	13/02/2026	340.00
EF186794	12153	Hays Personnel Services Pty Ltd	Employment Services	13/02/2026	26,480.18

28th February 2026 PAYMENT LISTING					
MUNICIPAL FUND					
Payment Number	Account Number	Payee Name	Payment Listing Description	Date	Alloc Amount
EF186795	12207	Civica Pty Ltd	Software Support/Licence Fees	13/02/2026	2,249.50
EF186796	12295	Stewart & Heaton Clothing Co. Pty Ltd	Clothing Supplies	13/02/2026	397.90
EF186797	12589	Australian Institute Of Management	Training Services	13/02/2026	2,046.00
EF186798	12672	Norman Disney & Young	Consultancy Services	13/02/2026	3,547.50
		The Trustee For Burgess Rawson Wa Unit Trust Burgess Rawson			
EF186799	13475	(Wa) Pty Ltd	Property Management	13/02/2026	52,879.06
EF186800	13590	Friends Of Woodman Point Recreation Camp	Historical Museum Operation With Tours	13/02/2026	2,750.00
EF186801	13849	Mcmullen Nolan Group Pty Ltd	Surveying Services	13/02/2026	2,222.00
EF186802	13873	Cockburn Ses	Traffic Management Services	13/02/2026	2,805.00
EF186803	14530	Donald Veal Consultants Pty Ltd	Consultancy Services	13/02/2026	20,908.97
EF186804	15393	Stratagreen	Hardware Supplies	13/02/2026	1,418.92
EF186805	15850	Ecoscape Australia Pty Ltd	Environmental Consultancy	13/02/2026	18,138.45
EF186806	16064	Cms Engineering	Airconditioning Services	13/02/2026	2,625.33
EF186807	16107	Wren Oil	Waste Disposal Services	13/02/2026	990.00
EF186808	17343	Rac Businesswise	Membership Subscription	13/02/2026	60.95
EF186809	17600	Lightforce Asset Pty Ltd (Erections!)	Guard Rails	13/02/2026	16,555.00
EF186810	17608	Nu-Trac Rural Contracting	Beach Cleaning/Firebreak Construction	13/02/2026	35,256.71
EF186811	17927	Sharyn Egan	Artistic Services	13/02/2026	880.00
EF186812	18073	Paramount Security Services	Security Services	13/02/2026	2,156.00
EF186813	18203	Natsync Environmental	Pest Control	13/02/2026	425.00
EF186814	18272	Austraclear Limited	Investment Services	13/02/2026	265.44
EF186815	18533	Friends Of The Community Inc.	Catering Services	13/02/2026	3,750.00
EF186816	18962	Sealanes (1985) P/L	Catering Supplies	13/02/2026	1,266.61
EF186817	19533	Woolworths Group Ltd (Woolworths & Big W)	Groceries	13/02/2026	2,114.51
EF186818	19776	Josh Byrne & Associates	Environmental Consultant	13/02/2026	792.00
EF186819	20549	A1 Carpet, Tile & Grout Cleaning	Cleaning Services - Tiles/Carpet	13/02/2026	825.00
EF186820	21294	Cat Haven	Animal Services	13/02/2026	4,393.00
EF186821	21469	John Hughes Volkswagon	Purchase Of New Vehicle	13/02/2026	20,563.20
EF186822	21471	Wa Machinery Glass	Glazing Services	13/02/2026	198.00
EF186823	21627	Manheim Pty Ltd	Impounded Vehicles	13/02/2026	9,152.00
EF186824	21744	Jb Hi Fi - Commercial	Electronic Equipment	13/02/2026	9,022.64
EF186825	21946	Ryan's Quality Meats	Meat Supplies	13/02/2026	464.26
EF186826	22541	Surfing Western Australia Inc.	Training Services - Surfing	13/02/2026	2,080.00
EF186827	22553	Brownes Food Operations	Catering Supplies	13/02/2026	407.20
EF186828	22806	Chevron Australia Downstream Fuels Pty Ltd	Fuel Supplies	13/02/2026	77,017.46
EF186829	22903	Unique International Recoveries Llc	Debt Collectors	13/02/2026	396.80
EF186830	23258	Carlisle Event Hire Pty Ltd	Hire-Party/Function Equipment	13/02/2026	5,472.50
EF186831	23351	Cockburn Gp Super Clinic Limited T/A Cockburn Integrated Health	Leasing Fees	13/02/2026	1,552.29
EF186832	23511	Twist Engineering Pty Ltd	Irrigation Design & Specifications	13/02/2026	13,975.50
EF186833	23549	West Oz Wildlife	Amusement Park Entry Fees	13/02/2026	2,513.50
EF186834	23971	Find Wise Location Services	Locating Services - Underground	13/02/2026	1,045.00
EF186835	24130	Western Australian Birds Of Prey	Entertainment	13/02/2026	1,700.00
EF186836	24298	Tanks For Hire	Equipment Hire	13/02/2026	1,944.80
EF186837	24557	Aveling	Consultancy Services	13/02/2026	90.00
EF186838	24619	Vibrant Mcs Pty Ltd Mcs Security	Security Services	13/02/2026	16,706.53

28th February 2026 PAYMENT LISTING					
MUNICIPAL FUND					
Payment Number	Account Number	Payee Name	Payment Listing Description	Date	Alloc Amount
EF186839	24655	Automasters Spearwood	Vehicle Servicing	13/02/2026	397.00
EF186840	24974	Scott Print	Printing Services	13/02/2026	13,723.60
EF186841	25102	Fremantle Mobile Welding	Welding Services	13/02/2026	5,841.00
EF186842	25121	Imagesource Digital Solutions	Billboards	13/02/2026	6,899.20
EF186843	25127	Milmar Distributors	Printing Services - Id Cards	13/02/2026	110.00
EF186844	25264	Acurix Networks Pty Ltd	Wifi Access Service	13/02/2026	7,722.63
EF186845	25418	Cs Legal	Legal Services	13/02/2026	7,983.39
EF186846	25586	Envirovap Pty Ltd	Hire Of Leachate Units	13/02/2026	30,673.50
EF186847	25645	Yelakitj Moort Nyungar Association Inc	Welcome To The Country Performances	13/02/2026	500.00
EF186848	25813	Lg Connect Pty Ltd	Erp Systems Development	13/02/2026	3,062.92
EF186849	25832	Exteria	Street And Park Infrastructure	13/02/2026	3,397.90
EF186850	26114	Grace Records Management	Records Management Services	13/02/2026	1,710.20
EF186851	26162	Randstad Pty Ltd	Employment Services	13/02/2026	1,705.02
EF186852	26303	Gecko Contracting Turf & Landscape Maintenance	Turf & Landscape Maintenance	13/02/2026	457,947.18
EF186853	26354	Electrofen	Repair Services - Security Fences	13/02/2026	572.00
EF186854	26462	Solarwinds Software Europe Limited	Oracle Licenses	13/02/2026	7,458.10
EF186855	26470	Scp Conservation	Fencing Services	13/02/2026	25,536.50
EF186856	26620	Gra Partners Pty Ltd	Consulting/Advisory	13/02/2026	9,487.50
EF186857	26623	Cromag Pty Ltd (Sigma Chemicals) Sigma Telford Group	Chemicals - Pool	13/02/2026	11,508.23
EF186858	26677	Australia And New Zealand Recycling Platform Limited	Not- For-Profit Member Services Body	13/02/2026	2,290.75
EF186859	26698	Melville Mitsubishi	Purchase Of New Vehicles & Maintenance	13/02/2026	52,324.75
EF186860	26722	Jenelle Russo Studio	Entertainer And Teacher	13/02/2026	350.00
EF186861	26735	Shane McMaster Surveys	Survey Services	13/02/2026	25,740.00
EF186862	26736	Ghems Holdings Pty Ltd	Revegetation	13/02/2026	1,941.20
EF186863	26745	Embroidme Myaree	Embroidery	13/02/2026	1,250.70
EF186864	26771	Instant Products Hire	Portable Toilet Hire	13/02/2026	1,351.81
EF186865	26782	Soft Landing	Recycling Services	13/02/2026	9,516.02
EF186866	26783	Leslie Hinton	Entertainment	13/02/2026	1,320.00
EF186867	26807	Transair Two Way Radio	Equipment Repairs & Maintenance Services	13/02/2026	11,802.00
EF186868	26812	Brooks Choice Removals	Removalists	13/02/2026	1,287.00
EF186869	26818	Perth's Outback Splash	Amusement	13/02/2026	2,174.00
EF186870	26843	Ergolink	Ergonomic Office Furniture	13/02/2026	1,326.49
EF186871	26846	Visibility Limited	Disability Services	13/02/2026	3,250.10
EF186872	26854	Whs Foundation	Training	13/02/2026	2,150.00
EF186873	26888	Media Engine	Graphic Design, Marketing, Video Product	13/02/2026	10,672.50
EF186874	26901	Alyka Pty Ltd	Digital Consultancy And Web Development	13/02/2026	660.00
EF186875	26923	Woodlands	Rubbish Collection Equipment	13/02/2026	23,409.10
EF186876	26929	Elan Energy Matrix Pty Ltd	Recycling Services	13/02/2026	1,810.25
EF186877	26946	Av Truck Services Pty Ltd	Truck Dealership	13/02/2026	688.00
EF186878	26957	Jbs & G Australia Pty Ltd	Consultancy - Environmental	13/02/2026	2,329.25
EF186879	26985	Access Icon Pty Ltd	Drainage Products	13/02/2026	25,527.48
EF186880	27002	Cockburn Party Hire	Hire Services	13/02/2026	4,340.00
EF186881	27010	Quantum Building Services Pty Ltd	Building Maintenance	13/02/2026	26,226.74
EF186882	27011	Baileys Marine Fuel Australia	Fuel	13/02/2026	1,974.53
EF186883	27028	Technogym Australia Pty Ltd	Fitness Equipment	13/02/2026	5,496.09
EF186884	27031	Downer Edi Works Pty Ltd	Asphalt Services	13/02/2026	175,635.76
EF186885	27044	Graffiti Systems Australia	Graffiti Removal & Anti-Graffiti Coating	13/02/2026	20,435.54

28th February 2026 PAYMENT LISTING					
MUNICIPAL FUND					
Payment Number	Account Number	Payee Name	Payment Listing Description	Date	Alloc Amount
EF186886	27054	Vocus Pty Ltd	Telecommunications	13/02/2026	3,433.09
EF186887	27065	Westbooks	Books	13/02/2026	1,303.04
EF186888	27082	Kulbardi Pty Ltd	Stationery Supplies	13/02/2026	1,852.94
EF186889	27085	Savills Project Management Pty Ltd	Project Management	13/02/2026	29,503.10
EF186890	27092	Sprayline Spraying Equipment	Spraying Equipment	13/02/2026	387.43
EF186891	27133	Marindust Sales	Goal Posts	13/02/2026	19,767.00
EF186892	27138	Marina Industries Association Ltd	Accreditation	13/02/2026	1,254.00
EF186893	27143	Fully Promoted Success	Uniforms And Promotional Items	13/02/2026	1,094.50
EF186894	27154	Veolia Recycling & Recovery Pty Ltd	Waste Services	13/02/2026	8,471.02
EF186895	27177	Rentokil Initial Pty Ltd (Initial Hygiene)	Hygiene	13/02/2026	7,541.16
EF186896	27198	Green Promotions Pty Ltd	Promotional Supplies	13/02/2026	15,249.30
EF186897	27241	Landscape Elements	Landscaping Services	13/02/2026	137,153.98
EF186898	27243	Arjohunteigh Pty Ltd	Supply, Repairs Health Equipemnt	13/02/2026	324.50
EF186899	27246	Veale Auto Parts	Spare Parts Mechanical	13/02/2026	341.80
EF186900	27276	Quash	Acoustic - Soundproofing	13/02/2026	7,705.50
EF186901	27334	Westcare Print	Printing Services	13/02/2026	126.50
EF186902	27346	Office Line	Furniture Office	13/02/2026	13,709.30
EF186903	27403	Freedom Fairies Pty Ltd	Amusement	13/02/2026	8,101.50
EF186904	27423	Mechanical Project Services Pty Ltd	Airconditioning Services	13/02/2026	12,782.08
EF186905	27437	Pb Reticulation & Maintenance Services Pty Ltd	Irrigation Services	13/02/2026	2,473.35
EF186906	27518	Kyocera Document Solutions Australia Pty Ltd	Photocopying Machines	13/02/2026	6,489.79
EF186907	27529	Wa Library Supplies	Library Supplies & Furniture	13/02/2026	3,410.95
EF186908	27534	Ralph Beattie Bosworth	Quantity Survey	13/02/2026	9,900.00
EF186909	27539	Jasmin Carpentry & Maintenance	Carpentry	13/02/2026	970.20
EF186910	27548	Standing Fork	Catering	13/02/2026	5,811.30
EF186911	27566	Thuroona Services	Asbestos Removal	13/02/2026	275.00
EF186912	27575	Shred X Secure Destruction	Document Destruction	13/02/2026	133.58
EF186913	27579	Soco Studios	Photography Services	13/02/2026	1,815.00
EF186914	27587	New Ground Water Services Pty Ltd	Irrigation/Reticulation	13/02/2026	15,873.00
EF186915	27596	Allwest Plant Hire Australia Pty Ltd	Plant Hire And Civil Contracting	13/02/2026	6,315.24
EF186916	27613	Redimed Pty Ltd	Medical & Health Services	13/02/2026	2,601.50
EF186917	27617	Atturra Business Applications	Consultancy - It	13/02/2026	11,880.00
EF186918	27620	Gold Corporation	Ceremonial Coins	13/02/2026	2,370.50
EF186919	27631	Aquatic Services Wa Pty Ltd	Pool Equipment & Maintenance	13/02/2026	3,919.37
EF186920	27640	Range Ford	Motor Vehicles	13/02/2026	180,505.42
EF186921	27650	Datacom Systems (Au) Pty Ltd	It Sales, Consulting & Service	13/02/2026	4,452.36
EF186922	27661	Matrix Productions	Event Mangement	13/02/2026	1,750.00
EF186923	27675	Wgawa Pty Ltd	Consultancy Engineering	13/02/2026	28,340.40
EF186924	27676	Blue Force Pty Ltd	Security Services	13/02/2026	11,067.93
EF186925	27678	Nilumbik Community Health Service Ltd Healthability Victoria	Provision Of Health Services	13/02/2026	39,200.00
EF186926	27695	Qtm Pty Ltd	Traffic Management	13/02/2026	4,009.88
EF186927	27717	Moore Australia (Wa) Pty Ltd	Accounting Services	13/02/2026	6,072.00
EF186928	27780	Big Sky Entertainment (Wa) Pty Ltd	Entertainment - Booking Agent	13/02/2026	2,640.00
EF186929	27797	City Lift Services Pty Ltd	Lift Maintenance	13/02/2026	398.75
EF186930	27829	Smec Australia Pty Ltd	Consultancy - Engineering	13/02/2026	127,683.46
EF186931	27850	Dowsing Group Pty Ltd	Concreting Services	13/02/2026	47,560.08
EF186932	27886	Bbc Entertainment	Entertainment Agency	13/02/2026	6,314.00

28th February 2026 PAYMENT LISTING					
MUNICIPAL FUND					
Payment Number	Account Number	Payee Name	Payment Listing Description	Date	Alloc Amount
EF186933	27887	The Wilding Project	Sports/Exercise Classes	13/02/2026	1,259.00
EF186934	27890	Tabec Pty Ltd	Engineering Services	13/02/2026	19,233.50
EF186935	27965	Stantec Australia Pty Ltd	Engineering Services	13/02/2026	7,700.00
EF186936	27969	Perfect Gym Solutions	Software For Gym's	13/02/2026	283.69
EF186937	27992	Learning Horizons	Training/Education	13/02/2026	3,300.00
EF186938	28031	Brandon's Shredding Boxes	Recycling	13/02/2026	75.00
EF186939	28049	Copy Magic	Printing Services	13/02/2026	1,634.60
EF186940	28061	Go2cup	Paper Cups	13/02/2026	5,566.00
EF186941	28092	Livepro Australia Pty Ltd	Customer Knowledge Management	13/02/2026	1,224.30
EF186942	28164	Aaro Group Pty Ltd	Drainage Services	13/02/2026	11,589.60
EF186943	28191	Enviro Sweep	Sweeping Services	13/02/2026	9,050.29
EF186944	28201	Select Fresh	Food Supplies	13/02/2026	354.92
EF186945	28211	Nordic Fitness Equipment	Fitness Equipment	13/02/2026	3,270.00
EF186946	28215	Complete Office Supplies Pty Ltd	Stationery	13/02/2026	1,589.50
EF186947	28218	Laminar Capital Pty Ltd	Financial Services	13/02/2026	1,430.00
EF186948	28229	Reino International Pty Ltd	Parking Software	13/02/2026	1,920.49
EF186949	28231	Typeset Pty Ltd	Editorial And Business Communications Se	13/02/2026	880.00
EF186950	28241	Swift Flow Pty Ltd	Plumbing	13/02/2026	19,668.79
EF186951	28251	Kids Just Wanna Have Fun Amusement Hire	Hire Services	13/02/2026	1,640.00
EF186952	28254	Cleantex Pty Ltd	Laundry Service	13/02/2026	997.40
EF186953	28264	Remondis Go Organics Pty Ltd	Organics Processing	13/02/2026	1,056.00
EF186954	28265	Tree Care Wa	Vegetation Maintenance Services	13/02/2026	93,019.70
EF186955	28277	Gesha Coffee Co	Coffee Supplies	13/02/2026	336.00
EF186956	28284	Urban Jungle Indoor Rock Climbing	Rock Climbing	13/02/2026	464.00
EF186957	28297	Techbrain	It Consultancy	13/02/2026	492.46
EF186958	28303	Miracle Recreation Equipment	Playground Equipment	13/02/2026	11,179.85
EF186959	28344	Seat Shop Wa Pty Ltd	Repairs And Replacements To Heavy Fleet	13/02/2026	22.00
EF186960	28360	Arup Australia Pty Ltd	Consultancy - Engineering	13/02/2026	12,320.00
EF186961	28371	Flexi Staff	Employment Services	13/02/2026	60,886.12
EF186962	28381	Sandwai Pty Ltd	Software	13/02/2026	1,504.80
EF186963	28392	Mcs Civil Contracting	Engineering/Earthworks	13/02/2026	98,738.48
EF186964	28407	Engine Protection Equipment Pty Ltd	Spare Parts	13/02/2026	412.79
EF186965	28409	Sanpoint Pty Ltd (Ld Total)	Landscape Services	13/02/2026	33,135.41
EF186966	28415	Archival Survival Pty Ltd	Archival Storage	13/02/2026	2,856.98
EF186967	28426	Power Paving Pty Ltd	Paving Services	13/02/2026	7,975.00
EF186968	28437	Building & Industrial Cleaning Services	Cleaning Services	13/02/2026	14,682.56
EF186969	28448	Enchanted Stiltwalking	Roving Entertainment	13/02/2026	1,727.00
EF186970	28449	Sheridans	Manufacturing	13/02/2026	725.62
EF186971	28453	Kit Prendergast	Native Bee Surveys	13/02/2026	2,178.00
EF186972	28454	Aussie Natural Spring Water	Water Supplies	13/02/2026	314.07
EF186973	28470	Pwd	Web Development And Digital Marketing	13/02/2026	148.50
EF186974	28516	Classic Hire	Equipment Hire	13/02/2026	2,076.80
EF186975	28522	Bing Technologies Pty Ltd	Mailing Services	13/02/2026	485.73
EF186976	28527	Insight Urbanism	Urban Design/ Design Management	13/02/2026	600.00
EF186977	28532	Oil & Energy Pty. Ltd.	Lubricant Supplier	13/02/2026	1,140.12
EF186978	28547	Eco Faeries	Family Education And Entertainment	13/02/2026	1,276.00
EF186979	28569	Choiceone Pty Ltd	Recruitment Services	13/02/2026	60,104.16

28th February 2026 PAYMENT LISTING					
MUNICIPAL FUND					
Payment Number	Account Number	Payee Name	Payment Listing Description	Date	Alloc Amount
EF186980	28612	Pickleball West	Pickleball Equipment Sales	13/02/2026	581.00
EF186981	28617	Ithrive Consulting	Performance Psychology Services	13/02/2026	1,045.00
EF186982	28621	Imprint Plastic	Printing	13/02/2026	107.80
EF186983	28629	Imaging Australia & New Zealand Pty Ltd	Microfilm Equipment supply & Service	13/02/2026	1,815.00
EF186984	28652	Omnicom Media Group Australia Pty Ltd Omnicom Media Group Australia Pty Ltd (Marketforce)	Media And Advertising Services	13/02/2026	8,846.14
EF186985	28655	Rockingham Glass Reads West Coast Maintenance Pty Ltd	Emergency Glass Repair	13/02/2026	1,421.09
EF186986	28667	Nuturf Australian Agribusiness Holdings Pty Ltd	Landscaping - Turf	13/02/2026	275.00
EF186987	28674	Recfishwest	Peak Body For Recreational Fishing	13/02/2026	330.00
EF186988	28679	Creditor Watch Pty Ltd	Credit Bureau	13/02/2026	812.00
EF186989	28687	Megavision	Event Business	13/02/2026	14,142.79
EF186990	28691	Kgo Enterprises Pty Ltd Perth Bouncy Castle Hire	Entertainment - Amusement & Inflatables	13/02/2026	14,318.82
EF186991	28703	Altus Planning Pty Ltd	Altus Planning	13/02/2026	9,424.25
EF186992	28710	Premier Envelopes Australia Pty Ltd	Supply & Printing Of Envelops	13/02/2026	212.03
EF186993	28749	Aldous, Timothy James	Dj Services	13/02/2026	1,486.00
EF186994	28764	Phase 3 Maintenance Pty Ltd	Landscape Maintenance	13/02/2026	4,125.00
EF186995	28767	The Trustee For Bugbusters Unit Trust Bug Busters	Pest Control	13/02/2026	1,991.00
EF186996	28785	Sanity Music Stores Pty Ltd Sanity Entertainment	Retail Of Entertainment Products	13/02/2026	798.02
EF186997	28790	All Flags And Signs Pty Ltd	Large Format Digital Printing	13/02/2026	3,190.00
EF186998	28815	Weldplas And Services Pty Ltd	Construction - Plastic Fabrication	13/02/2026	1,874.30
EF186999	28819	Rider Levett Bucknall Wa Pty Ltd	Quantity Surveyors	13/02/2026	8,800.00
EF187000	28823	Synergy Business Systems Pty Ltd Boss Industrial	Industrial Supply	13/02/2026	1,562.62
EF187001	28825	Specialist Trailer Builders Pty Ltd Osborne Motor Bodies	Repairers	13/02/2026	2,112.00
EF187002	28829	Alerting Devices Australia Pty Ltd Safe Life	Safety Equipment	13/02/2026	66.00
EF187003	28831	Safepath Pty Ltd	Concrete Footpath Grinding To Remove T	13/02/2026	330.00
EF187004	28852	Cti Couriers Pty Ltd	Courier Services	13/02/2026	2,265.03
EF187005	28854	Crommelin Air & Power Pty Ltd Air & Power	Engineering - Air Compressor Sale & Serv	13/02/2026	1,385.23
EF187006	28862	M & B Excavations Pty Ltd	Civil Construction	13/02/2026	11,506.00
EF187007	28867	Overdrive Australia Pty Ltd	Platform And App Provider. Seller Of Dig	13/02/2026	948.77
EF187008	28868	City Of Kwinana Perth South West Metropolitan Alliance	Local Government	13/02/2026	180,083.20
EF187009	28874	The Trustee For Alara Trust Earthside Eco Bums	Earthside Eco Bums Cloth Nappy Education	13/02/2026	231.00
EF187010	28887	The Trustee For Stallworthy Business Trust Your Reformer	Reformer Pilates Manufacturer And Distri	13/02/2026	912.50
EF187011	28897	Mcleods Lawyers Pty Ltd Mcleods Lawyers	Legal Service	13/02/2026	8,016.47
EF187012	28901	The Happy Pet Place Pty Ltd The Happy Pet Place	Pet Supplies	13/02/2026	300.14
EF187013	28902	Biota Environmental Sciences Pty Ltd Biota Environmental Sciences Pty Ltd	Environmental Consultancy	13/02/2026	1,408.00
EF187014	28907	Bin Bath Corporation Pty Ltd Bin Bath	Bin Cleaning	13/02/2026	2,144.58
EF187015	28917	The Real Good Company Pty Ltd Wjs Training	Professional First Aid And Cpr Training	13/02/2026	2,695.00
EF187016	28922	Ausmed Education Pty Ltd Ausmed Education Pty Ltd	Lms, Online Education For Health Care	13/02/2026	660.00
EF187017	28933	Wa Mermaids Pty Ltd	Entertainment, Artists & Performers	13/02/2026	992.00
EF187018	28947	Baroness Holdings Pty Ltd Tree Planting And Watering	Tree Watering	13/02/2026	52,782.42
EF187019	28953	Shane Nicholas Tognolini - Freeway Water Dan The Bike Man	Water Cartage	13/02/2026	192.50
EF187020	28959	Hazrad Australia Pty Ltd	Waste Management	13/02/2026	723.86
EF187021	28967	D.V Battams & Others Hopgoodganim Lawyers	Legal Services	13/02/2026	9,548.30
EF187022	28969	Walker Street Corporation Pty Ltd Crowd Barriers Wa	Providing Temporary Fencing And Crowd Ba	13/02/2026	1,480.38
EF187023	28981	Chalcedony Investments Pty Ltd Interlink Training	Training - Vocational Education	13/02/2026	7,875.00

28th February 2026 PAYMENT LISTING					
MUNICIPAL FUND					
Payment Number	Account Number	Payee Name	Payment Listing Description	Date	Alloc Amount
EF187024	29008	Generators Australia Pty Ltd	Hire & Sales	13/02/2026	857.92
EF187025	29028	Booktopia Direct Pty Ltd Booktopia	Retail: Book Sales	13/02/2026	384.59
EF187026	29050	Fetch Print Pty Ltd	Print Management - Supply Of All Printed	13/02/2026	5,907.00
EF187027	29070	Delta Fabrication Pty Ltd Delta Roofing	Roofing Services	13/02/2026	22,390.50
EF187028	29083	Tango Information Technology Pty Ltd Tango It	It Consulting	13/02/2026	21,450.00
EF187029	29107	Michelle Lorraine Kember-Imrie	Online Communications Consultancy	13/02/2026	1,520.00
EF187030	29127	Global Workwear Investments Pty Ltd Totally Workwear	Workwear	13/02/2026	2,662.56
		The Trustee For The Hayley Family Trust - Bricks 4 Kidz Appl			
EF187031	29128	Bricks 4 Kidz Applecross	Stem Education Services	13/02/2026	924.00
EF187032	29132	Casey City Council City Of Casey	Professional Services - Advocacy	13/02/2026	31,840.24
EF187033	29145	The Trustee For Xlr8 Trust	Fitness And Wellbeing	13/02/2026	990.00
EF187034	29146	The Hoops Factory Pty Ltd	Basketball Training Facility	13/02/2026	1,650.00
EF187035	29197	Speedy Holdings Pty Ltd Speedy Mobile Vets	Mobile Veterinary Services	13/02/2026	1,080.00
		People And Property Enterprises Pty Ltd Property Fire			
EF187036	29217	Maintenance	Fire Protection Services	13/02/2026	12,980.05
EF187037	29225	Gavin John Bryden A. P. Worx Aquarium & Pond Maintenance	Aquarium & Pond Maintenance	13/02/2026	104.50
EF187038	29232	Altrum Pty Ltd Engineered Efficiency	Engineering Services	13/02/2026	332.85
EF187039	29235	Hill And Canning Consulting Engineers Pty Ltd Sporteng	Design Consultants	13/02/2026	3,531.00
EF187040	29237	A Class Earthmoving Pty Ltd Mayday Rental	Wet And Dry Plant Hire	13/02/2026	21,120.00
EF187041	29252	Veolia Water Operations Pty Ltd Allpipe Technologies	Drainage Technicians	13/02/2026	3,234.00
EF187042	29257	Sir Consulting Australia Pty Ltd	Consulting	13/02/2026	5,707.90
EF187043	29262	Sydftran Pty Ltd (Indoor Plant Solutions) Indoor Plant Solutions	Indoor Plant Hire	13/02/2026	345.95
EF187044	29267	Dianne Jane Bortoletto Pronto Pr	Present Or Participate In Any Music, Pla	13/02/2026	2,919.13
		Dfs Industrial & Environmental Services Pty Ltd Drainflow Services			
EF187045	29268	Dfs Industrial & Environmental Services Pty Ltd Drainflow Services	Stormwater Maintenance, Construction, Ro	13/02/2026	11,525.25
EF187046	29269	Contra-Flow Pty Ltd	Traffic Management Services	13/02/2026	34,220.07
		The Trustee For Dazzling Distribution Unit Trust Dazzling			
EF187047	29276	Distribution	Vessel Maintenance	13/02/2026	459.59
EF187048	29344	Marmalade Enterprises Pty Ltd	Contractor - Electrical	13/02/2026	15,337.07
EF187049	29345	Kelly Christine Douglas Artistic Disorder	Educational Workshops	13/02/2026	860.00
		Chalkwest Pty Ltd Atf The Chalkwest Partnership Budget Car &			
EF187050	29350	Truck Rental	Vehicle Hire	13/02/2026	4,740.45
EF187051	29352	Mounts Bay Sailing Club Inc	Sports (Sailing) Club	13/02/2026	1,980.00
EF187052	29357	Veraison Wa Pty Ltd	Coaching And Leadership Programs	13/02/2026	2,160.40
EF187053	29360	Kinn & Co Agency Pty Ltd Kinn & Co Agency	Marketing And Communications	13/02/2026	5,665.00
EF187054	29376	The Trustee For The Manning Family Trust Animal Ark	Wildlife Education And Training	13/02/2026	2,365.00
EF187055	29380	The West Australian Adventure Company Pty Ltd Laser Corps	Entertainment - Laser Corps	13/02/2026	1,185.00
EF187056	29396	Khin William Myint Khin Myint	Events - Writing Workshops	13/02/2026	550.00
EF187057	29407	Event Safety Management Pty Ltd Esm Traffic	Traffic Management Services	13/02/2026	20,953.90
EF187058	29408	Gpt Property Management Pty Ltd	Property Management	13/02/2026	550.00
EF187059	23250	Department Of Planning, Lands & Heritage	Dap Applications & Dap Fees	13/02/2026	11,530.00
EF187060	88888	19 Reserve Pty Ltd	Bond Refund	13/02/2026	49,062.50
EF187061	88888	Hilke Jacob Dalstra And Marie Helene	Bond Refund	13/02/2026	500.00
EF187062	99997	Connecting South Lake Inc	Resident Groups Grant Program	13/02/2026	3,758.00
EF187063	99997	Patricia Barra	Junior Sport Travel Assistance Grant	13/02/2026	400.00

28th February 2026 PAYMENT LISTING					
MUNICIPAL FUND					
Payment Number	Account Number	Payee Name	Payment Listing Description	Date	Alloc Amount
EF187064	99997	Sara Kruh	Junior Sport Travel Assistance Grant	13/02/2026	400.00
EF187065	11333	Shelford Constructions Pty Ltd	Construction Services	17/02/2026	149,099.50
EF187066	11794	Synergy	Electricity Usage/Supplies	17/02/2026	4,335.16
EF187067	27154	Veolia Recycling & Recovery Pty Ltd	Waste Services	17/02/2026	7,403.66
EF187068	28428	Wa Bolts Pty Ltd	Fixings & Fasteners	17/02/2026	171.03
EF187069	28709	Paatsch Consulting Pty Ltd	Consulting	17/02/2026	31,075.00
EF187070	99997	Amanda Bonnefin	Fdc Bond Refund	17/02/2026	402.50
EF187071	99997	Lucinda Okeefe	Fdc Bond Refund	17/02/2026	514.00
EF187072	99997	Claire Abbott	Fdc Bond Refund	17/02/2026	1,060.00
EF187073	99997	Anna Salang	Fdc Bond Refund	17/02/2026	1,491.00
EF187074	99997	Jessica Bola	Fdc Bond Refund	17/02/2026	453.00
EF187075	99997	Emma Perkins	Fdc Bond Refund	17/02/2026	238.00
EF187076	99997	Sophia Abajo	Fdc Bond Refund	17/02/2026	906.00
EF187077	99997	Kayla Debono	Fdc Bond Refund	17/02/2026	337.60
EF187078	99997	Naila Cadelina	Fdc Bond Refund	17/02/2026	906.00
EF187079	99997	Jen Yi Charity	Fdc Bond Refund	17/02/2026	1,094.00
EF187080	99997	Lorelyn Lilley	Fdc Bond Refund	17/02/2026	323.00
EF187081	99997	Francesca Facin	Fdc Bond Refund	17/02/2026	584.00
EF187082	99997	Jessica Cunningham	Fdc Bond Refund	17/02/2026	263.00
EF187083	99997	Limin Xu	Fdc Bond Refund	17/02/2026	330.00
EF187084	99997	Yvonne Lee	Fdc Bond Refund	17/02/2026	562.00
EF187085	99997	Stephanie Wells	Fdc Bond Refund	17/02/2026	960.00
EF187086	99997	Yuan Chen Tsai	Fdc Bond Refund	17/02/2026	1,068.00
EF187087	99997	Jody Kenney	Fdc Bond Refund	17/02/2026	705.00
EF187088	99997	Yvonne Provide	Fdc Bond Refund	17/02/2026	322.00
EF187089	99997	Chee Keong Yeap	Fdc Bond Refund	17/02/2026	417.00
EF187090	99997	Carolyn Nunez	Fdc Bond Refund	17/02/2026	446.00
EF187091	99997	Siew Mon Low	Fdc Bond Refund	17/02/2026	171.30
EF187092	99997	Shannan Black	Fdc Bond Refund	17/02/2026	265.00
EF187093	99997	Rompi Rompi	Fdc Bond Refund	17/02/2026	330.00
EF187094	99997	Xueqin Cheng	Fdc Bond Refund	17/02/2026	1,185.00
EF187095	99997	Alice Delavale	Fdc Bond Refund	17/02/2026	250.00
EF187096	99997	Family Day Care	Fdc Payments 15/02/2026	17/02/2026	8,148.00
EF187097	99997	Family Day Care	Fdc Payments W/E 22/02/2026	24/02/2026	4,693.75
EF187098	17281	Minaxi May Maxxi May Studio	Art Installation	24/02/2026	15,000.00
EF187099	26987	Cti Risk Management	Security - Cash Collection	24/02/2026	1,948.80
EF187100	27953	Truckline	Spare Parts, Truck/Trailer	24/02/2026	224.56
EF187101	29318	Horne, Lewis Lewis Horne	Events - Artist/Entertainer	24/02/2026	3,750.00
EF187102	99997	Francis George	50% Refund Of Hire	24/02/2026	170.75
EF187103	99997	Patrick Grimm	Cctv Residentail Rebate	24/02/2026	500.00
EF187104	99997	Lih Heng Fong	Cctv Residentail Rebate	24/02/2026	500.00
EF187105	99997	Nicole Payne	Cctv Residentail Rebate	24/02/2026	500.00
EF187106	99997	Pauline Greaves	Cctv Residentail Rebate	24/02/2026	500.00
EF187107	99997	Lisa-Maree Madarevic	Cctv Residentail Rebate	24/02/2026	500.00
EF187108	99997	Dilum Dharmasena Lokuthota Hewage	Cctv Residentail Rebate	24/02/2026	500.00
EF187109	99997	Wendy Ingles	Senior Security Rebate	24/02/2026	200.00
EF187110	99997	Francesco Pizzo	Senior Security Rebate	24/02/2026	300.00

28th February 2026 PAYMENT LISTING					
MUNICIPAL FUND					
Payment Number	Account Number	Payee Name	Payment Listing Description	Date	Alloc Amount
EF187111	99997	Laurence Valli	Senior Security Rebate	24/02/2026	300.00
EF187112	99997	James Farley	Senior Security Rebate	24/02/2026	300.00
EF187113	99997	Rodney Patterson	Senior Security Rebate	24/02/2026	500.00
EF187114	99997	Brian D'cruz	Senior Security Rebate	24/02/2026	300.00
EF187115	99997	Marisa A Laven	Bird Bath Rebate Form - Marisa Laven	24/02/2026	34.99
EF187116	99997	Melissa Mcintyre	Reimbursement Of Conference Costs	24/02/2026	1,560.00
EF187117	99997	Jess Kolker	Cctv Residentail Rebate	24/02/2026	500.00
EF187118	99997	Sheryl Gill	Cctv Residentail Rebate	24/02/2026	500.00
EF187119	99997	Dan Xu	Cctv Residentail Rebate	24/02/2026	500.00
EF187120	99997	Wanda S Ashley	Cctv Residentail Rebate	24/02/2026	500.00
EF187121	99997	Thomas Maloney	Cctv Residentail Rebate	24/02/2026	500.00
EF187122	99997	Mark Orlando	Cctv Residentail Rebate	24/02/2026	500.00
EF187123	99997	Jia-Hong Liu	Cctv Residentail Rebate	24/02/2026	500.00
EF187124	99997	Jialin Liu	Cctv Residentail Rebate	24/02/2026	500.00
EF187125	99997	Marisa Laven	Senior Security Rebate	24/02/2026	100.00
EF187126	99997	Frances Rigoli	Senior Security Rebate	24/02/2026	500.00
EF187127	99997	Anabel Santos	Senior Security Rebate	24/02/2026	100.00
EF187128	99997	C A Dyson	Pen Fee Refund	24/02/2026	9.23
EF187129	99997	William Julius	Bird Bath Rebate Refund	24/02/2026	26.39
EF187130	99997	R M Pinto	Bird Bath Rebate Refund	24/02/2026	24.75
EF187131	99997	Greg Murphy	Bird Bath Rebate Refund	24/02/2026	49.99
EF187132	99997	B L De Lafontaine	Refund - Lunar New Year Materials	24/02/2026	16.40
EF187133	99997	David Kursar	Refund - Supplies For Holiday Event	24/02/2026	52.90
EF187134	99997	Servau Offcl. Departmental Recpts&Paymen	Document Number : 180173623	24/02/2026	199.98
EF187135	99997	Mr H B And Mrs A M Macdonagh	Bird Bath Rebate Refund	24/02/2026	49.99
EF187136	99997	Nj Georgeff J Deslauriers	Bird Bath Rebate Refund	24/02/2026	50.00
EF187137	99997	Mark Morris	Bird Bath Rebate Refund	24/02/2026	49.99
EF187138	99997	Ellena Murdock And Joshua Gammon-Carson	Sanitary Product Rebate Refund	24/02/2026	50.00
EF187139	99997	Ji Yoon Hong	Crossover Claim	24/02/2026	500.00
EF187140	99997	Chloe Holland	Crossover Claim	24/02/2026	500.00
EF187141	99997	Shae Mewett	Crossover Claim	24/02/2026	500.00
EF187142	99997	Claudia Loren Osorio And Jonathan Miguel	Crossover Claim	24/02/2026	500.00
EF187143	99997	Hammond Park Secondary College	Mayor Donation Fundraising Study Tour	24/02/2026	200.00
EF187144	99997	Nicholas Dowland	Crossover Claim	24/02/2026	500.00
EF187145	99997	J Minoughan & C Gillett	Crossover Claim	24/02/2026	500.00
EF187146	99997	Tessa Maisey	Bird Bath Rebate Refund	24/02/2026	49.99
EF187147	99997	Bradley Kirk	Bird Bath Rebate Refund	24/02/2026	17.39
EF187148	99997	Fionnan Cormac Reynolds	Bird Bath Rebate Refund	24/02/2026	19.98
EF187149	99997	Vince M And Katalin T	Bird Bath Rebate Refund	24/02/2026	50.00
EF187150	99997	Betty Tomasevich	Home Care Package Voluntary Contribution	24/02/2026	400.00
EF187151	99997	Jason Byway	Bird Bath Rebate Refund	24/02/2026	50.00
EF187152	99997	Kyra Klaasen	Crossover Claim	24/02/2026	500.00
EF187153	99997	Beeliar Community Association	Resident Groups Grant Program 2526Rggp35	24/02/2026	2,100.00
EF187154	99997	Lisa Lester	Employee Reimbursement	24/02/2026	12.00
EF187155	99997	Heberet Wa Azaro	Employee Reimbursement	24/02/2026	41.09
EF187156	99997	Catherine Daly	Fdc Bond Refund	24/02/2026	828.00
EF187157	99997	Lisa Merlino	Fdc Bond Refund	24/02/2026	146.00

28th February 2026 PAYMENT LISTING					
MUNICIPAL FUND					
Payment Number	Account Number	Payee Name	Payment Listing Description	Date	Alloc Amount
EF187158	99997	Anastassia Trudkova	Fdc Bond Refund	24/02/2026	280.00
EF187159	99997	Gabrielle Wheatley	Fdc Bond Refund	24/02/2026	1,922.00
EF187160	99997	Beau Rowles	Fdc Bond Refund	24/02/2026	780.00
EF187161	99997	Xueli Wu	Fdc Bond Refund	24/02/2026	780.00
EF187162	99997	Yiwei Zhang	Fdc Bond Refund	24/02/2026	828.00
EF187163	99997	Anna Funnekotter	Fdc Bond Refund	24/02/2026	1,060.00
EF187164	99996	Ronald Taylor	Property and Rates related refunds	26/02/2026	1,843.81
EF187165	99996	Michael Woodriddle	Property and Rates related refunds	27/02/2026	56.65
EF187166	99996	Benjamin Lister	Property and Rates related refunds	27/02/2026	118.30
EF187167	99996	Sharon Clifford	Property and Rates related refunds	27/02/2026	171.65
EF187168	99996	Trevor John Higgs	Property and Rates related refunds	27/02/2026	418.09
EF187169	99996	Gold Estates Holdings Pty Ltd	Property and Rates related refunds	27/02/2026	1,109.45
EF187170	99996	John Boyd	Property and Rates related refunds	27/02/2026	100.00
EF187171	99996	Prabh Kailey	Property and Rates related refunds	27/02/2026	463.00
EF187172	99996	Ahmad W Akram	Property and Rates related refunds	27/02/2026	2,875.06
EF187173	99996	Gregg A Lewis	Property and Rates related refunds	27/02/2026	4,170.36
EF187174	99996	Yen-Ling Huang	Property and Rates related refunds	27/02/2026	393.00
EF187175	99996	Frasers Property Ahl Limited R	Property and Rates related refunds	27/02/2026	2,036.56
EF187176	99996	Chie Kawakami	Property and Rates related refunds	27/02/2026	918.00
EF187177	99996	Lucas Heights Pty Ltd	Property and Rates related refunds	27/02/2026	1,840.24
EF187178	99996	Jetski Relaxation Palace Pty Ltd	Property and Rates related refunds	27/02/2026	1,801.90
EF187179	99996	Milorad Tubica	Property and Rates related refunds	27/02/2026	467.00
EF187180	99996	Richard M Thorpe & Orlanda M F Thorpe	Property and Rates related refunds	27/02/2026	3,232.65
EF187181	99996	Loredana Merlino	Property and Rates related refunds	27/02/2026	994.94
EF187182	99996	Scarlett V Firman	Property and Rates related refunds	27/02/2026	2,500.00
EF187183	99996	Symbolise Holdings Pty Ltd	Property and Rates related refunds	27/02/2026	1,034.59
EF187184	99996	Praful Parshottambhai Umaretiya	Property and Rates related refunds	27/02/2026	248.92
EF187185	99996	Lijun Qu	Property and Rates related refunds	27/02/2026	2,394.58
EF187186	99996	Susan Flannery	Property and Rates related refunds	27/02/2026	327.13
EF187187	99996	Stephen G Turner	Property and Rates related refunds	27/02/2026	430.49
EF187188	99996	Rental Management Australia	Property and Rates related refunds	27/02/2026	541.00
EF187189	99996	Rental Management Australia Pty Ltd	Property and Rates related refunds	27/02/2026	547.00
EF187190	99996	Joanne M Bennett	Property and Rates related refunds	27/02/2026	75.83
EF187191	99996	Global Coating Systems	Property and Rates related refunds	27/02/2026	6,464.97
EF187192	99996	Grant Hudson	Property and Rates related refunds	27/02/2026	1,526.23
EF187193	10747	linet Limited	Internet Services	27/02/2026	819.85
EF187194		Req Officers Do Not Use - Water Corp Utility Account Only -			
EF187194	11758	Please Refer To 11760 When Raising Po	Water Usage / Sundry Charges	27/02/2026	2,814.34
EF187195	11760	Water Corporation	Sewer Easement	27/02/2026	258.62
EF187196	11794	Synergy	Electricity Usage/Supplies	27/02/2026	134,784.27
EF187197	28571	Perth Energy Pty Ltd	Energy Supply	27/02/2026	62.19
EF187198	88888	David Proctor	Bond Refund	27/02/2026	500.00
EF187199	88888	Natasha Ashton	Bond Refund	27/02/2026	500.00
EF187200	88888	Ashley D Wilson	Bond Refund	27/02/2026	500.00
EF187201	88888	Frasers Property Ahl Limited Operating A	Bond Refund	27/02/2026	2,585.00
EF187202	99997	Xueqi Du	Volunteer Reimbursement	27/02/2026	119.00

28th February 2026 PAYMENT LISTING					
MUNICIPAL FUND					
Payment Number	Account Number	Payee Name	Payment Listing Description	Date	Alloc Amount
EF187203	10040	Australian Institute Of Building Surveyors	Membership & Training Services	27/02/2026	9,450.00
EF187204	10207	Boc Gases	Gas Supplies	27/02/2026	1,260.85
EF187205	10211	Bolinda Publishing Pty Ltd	Publishing	27/02/2026	556.38
EF187206	10226	Bridgestone Australia Ltd	Tyre Services	27/02/2026	2,759.90
EF187207	10239	Busby Investments Pty Ltd. Budget Rent A Car - Perth	Motor Vehicle Hire	27/02/2026	1,155.00
EF187208	10246	Bunnings Building Supplies Pty Ltd	Hardware Supplies	27/02/2026	3,837.46
EF187209	10279	Castrol Australia Pty Ltd	Grease/Lubricants	27/02/2026	5,178.80
EF187210	10333	Cjd Equipment Pty Ltd	Hardware Supplies	27/02/2026	1,579.40
EF187211	10352	Cockburn Bowling & Recreational Club Inc Cockburn Barc	Recreation Club	27/02/2026	1,430.00
EF187212	10359	Cockburn Painting Service	Painting Supplies/Services	27/02/2026	13,486.00
EF187213	10526	E & Mj Rosher Pty Ltd	Mower Equipment	27/02/2026	463.26
EF187214	10528	Easifleet	Vehicle Lease	27/02/2026	803.26
EF187215	10535	Workpower Incorporated	Employment Services - Planting	27/02/2026	856.35
EF187216	10683	Gronbek Security	Locksmith Services	27/02/2026	11,695.89
EF187217	10791	Jasman Enterprises	High Pressure Cleaning	27/02/2026	548.90
EF187218	10913	Bucher Municipal Pty Ltd	Purchase Of New Plant / Repair Services	27/02/2026	6,831.97
EF187219	10923	Major Motors Pty Ltd	Repairs/Maintenance Services	27/02/2026	214,287.75
EF187220	10991	Beacon Equipment	Mowing Equipment	27/02/2026	1,476.85
EF187221	11004	Murdoch University Office Of Finance, Planning & Reporting	Analysing Services	27/02/2026	22,000.00
EF187222	11036	Northlake Electrical Pty Ltd	Electrical Services	27/02/2026	59,602.06
EF187223	11284	The Royal Life Saving Society Wa Inc Pty Ltd	Training Services	27/02/2026	2,300.00
EF187224	11307	Satellite Security Services Pty Ltd	Security Services	27/02/2026	6,184.10
EF187225	11333	Shelford Constructions Pty Ltd	Construction Services	27/02/2026	1,071,524.43
EF187226	11387	Bibra Lake Soils	Soil & Limestone Supplies	27/02/2026	98.00
EF187227	11483	St John Ambulance Aust Wa Operations	First Aid Courses	27/02/2026	267.00
EF187228	11625	Nutrien Water	Reticulation Supplies	27/02/2026	14,008.62
EF187229	11642	Trailer Parts Pty Ltd	Trailer Parts	27/02/2026	749.44
EF187230	11690	Urban Development Institute Of Australia Western Australian	Membership Organisation Representing All	27/02/2026	114.00
EF187231	11699	Vernon Design Group	Architectural Services	27/02/2026	7,500.00
EF187232	11701	Vibra Industrial Filtration Australasia	Filter Supplies	27/02/2026	943.80
EF187233	11722	Wa Hino Sales & Service	Purchase Of New Trucks / Maintenance	27/02/2026	724.19
EF187234	11739	Wa Spit Roast Company	Catering Services	27/02/2026	7,464.50
EF187235	11789	Walga	Advertising/Training Services	27/02/2026	1,364.00
EF187236	11793	Western Irrigation Pty Ltd	Irrigation Services/Supplies	27/02/2026	6,035.54
EF187237	11795	Western Power	Street Lighting Installation & Service	27/02/2026	5,610.00
EF187238	11806	Westrac Pty Ltd	Repairs/Mtnce - Earthmoving Equipment	27/02/2026	6,253.83
EF187239	11828	Worldwide Online Printing - O'connor	Printing Services	27/02/2026	1,898.00
EF187240	12014	Tutt Bryant Equipment Bt Equipment Pty Ltd T/As	Excavating/Earthmoving Equipment	27/02/2026	1,695.38
EF187241	12153	Hays Personnel Services Pty Ltd	Employment Services	27/02/2026	21,764.75
EF187242	12295	Stewart & Heaton Clothing Co. Pty Ltd	Clothing Supplies	27/02/2026	183.68
EF187243	12589	Australian Institute Of Management	Training Services	27/02/2026	4,251.00
EF187244	13475	The Trustee For Burgess Rawson Wa Unit Trust Burgess Rawson (Wa) Pty Ltd	Property Management	27/02/2026	4,377.61
EF187245	13563	Green Skills Inc	Employment Services	27/02/2026	8,888.76
EF187246	14350	Baileys Fertiliser	Fertiliser Supplies	27/02/2026	5,839.02

28th February 2026 PAYMENT LISTING					
MUNICIPAL FUND					
Payment Number	Account Number	Payee Name	Payment Listing Description	Date	Alloc Amount
EF187247	14777	Lgis Jardine Lloyd Thompson Pty Ltd	Insurance Premiums	27/02/2026	506.63
EF187248	15393	Stratagreen	Hardware Supplies	27/02/2026	3,409.52
EF187249	16064	Cms Engineering	Airconditioning Services	27/02/2026	26,019.87
EF187250	16107	Wren Oil	Waste Disposal Services	27/02/2026	409.20
EF187251	16384	Bull Motor Bodies Pty Ltd Bull Motor Bodies Wa	Manufacturing	27/02/2026	2,812.70
EF187252	16432	Scarvac's Iga	Groceries	27/02/2026	1,200.00
EF187253	16698	Tidy Up	Rubbish Removal	27/02/2026	3,812.00
EF187254	16979	Japanese Truck And Bus Spares Pty Ltd	Spare Parts - Automotive	27/02/2026	409.35
EF187255	16985	Wa Premix	Concrete Supplies	27/02/2026	1,214.40
EF187256	17345	Kennards Hire - Myaree	Equipment Hire	27/02/2026	1,030.00
EF187257	17608	Nu-Trac Rural Contracting	Beach Cleaning/Firebreak Construction	27/02/2026	11,148.68
EF187258	18203	Natsync Environmental	Pest Control	27/02/2026	898.50
EF187259	18286	Iw Projects Pty Ltd	Consultancy Services - Civil Engineering	27/02/2026	11,495.00
EF187260	18962	Sealanes (1985) P/L	Catering Supplies	27/02/2026	1,301.88
EF187261	19500	Plan E	Planning Consultancy Services	27/02/2026	1,375.00
EF187262	19533	Woolworths Group Ltd (Woolworths & Big W)	Groceries	27/02/2026	1,649.22
EF187263	19776	Josh Byrne & Associates	Environmental Consultant	27/02/2026	396.00
EF187264	20000	Aust West Auto Electrical Pty Ltd	Auto Electrical Services	27/02/2026	17,617.35
EF187265	20146	Data#3 Limited	Contract It Personnel & Software	27/02/2026	504.37
EF187266	21577	Lavan	Legal Services	27/02/2026	330.00
EF187267	21672	Mega Music Australia Pty Ltd	Musical Instruments/Sound Equipment	27/02/2026	535.00
EF187268	21744	Jb Hi Fi - Commercial	Electronic Equipment	27/02/2026	1,233.86
EF187269	21946	Ryan's Quality Meats	Meat Supplies	27/02/2026	1,188.80
EF187270	22106	Intelife Group	Services - Daip	27/02/2026	17,500.91
EF187271	22404	Cleverpatch Pty Ltd	Arts/Craft Supplies	27/02/2026	1,116.47
EF187272	22553	Brownes Food Operations	Catering Supplies	27/02/2026	509.34
EF187273	22613	Vicki Royans	Artistic Services	27/02/2026	480.00
EF187274	22658	South East Regional Centre For Urban Landcare Inc (Sercul)	Urban Landcare Services	27/02/2026	11,324.72
EF187275	22752	Elgas Limited	Gas Supplies	27/02/2026	967.03
EF187276	22806	Chevron Australia Downstream Fuels Pty Ltd	Fuel Supplies	27/02/2026	69,731.26
EF187277	23034	Douglas Partners	Consultancy Services - Geo Technical	27/02/2026	3,190.00
EF187278	23332	Wrights Heavy Recovery	Towing Services	27/02/2026	2,420.00
EF187279	23351	Cockburn Gp Super Clinic Limited T/A Cockburn Integrated Health	Leasing Fees	27/02/2026	1,552.29
EF187280	23570	A Proud Landmark Pty Ltd	Landscape Contruction Services	27/02/2026	10,081.94
EF187281	24275	Truck Centre Wa Pty Ltd	Purchase Of New Truck	27/02/2026	2,311.43
EF187282	24974	Scott Print	Printing Services	27/02/2026	726.00
EF187283	25063	Superior Pak Pty Ltd	Vehicle Maintenance	27/02/2026	23,171.79
EF187284	25102	Fremantle Mobile Welding	Welding Services	27/02/2026	827.20
EF187285	25127	Milmar Distributors	Printing Services - Id Cards	27/02/2026	286.00
EF187286	25418	Cs Legal	Legal Services	27/02/2026	25,498.29
EF187287	25645	Yelakitj Moort Nyungar Association Inc	Welcome To The Country Performances	27/02/2026	500.00
EF187288	25822	Fit2work.Com.Au Mercury Search And Selection Pty Ltd	Employee Check	27/02/2026	61.60
EF187289	26162	Randstad Pty Ltd	Employment Services	27/02/2026	413.34
EF187290	26257	Paperbark Technologies Pty Ltd	Arboricultural Consultancy Services	27/02/2026	4,265.13
EF187291	26303	Gecko Contracting Turf & Landscape Maintenance	Turf & Landscape Maintenance	27/02/2026	232,443.87
EF187292	26423	Alpha Pest Animal Solutions Invasive Species Pty Ltd	Pest Control Services	27/02/2026	9,225.70
EF187293	26449	Eco Shark Barrier Pty Ltd	Leasing Fee For Shark Barrier	27/02/2026	22,604.00

28th February 2026 PAYMENT LISTING					
MUNICIPAL FUND					
Payment Number	Account Number	Payee Name	Payment Listing Description	Date	Alloc Amount
EF187294	26470	Scp Conservation	Fencing Services	27/02/2026	22,708.40
EF187295	26623	Cromag Pty Ltd (Sigma Chemicals) Sigma Telford Group	Chemicals - Pool	27/02/2026	8,821.80
EF187296	26679	La Mint Events & Catering	Catering	27/02/2026	308.00
EF187297	26705	Creative Adm	Marketing Services	27/02/2026	18,700.00
EF187298	26735	Shane McMaster Surveys	Survey Services	27/02/2026	5,115.00
EF187299	26739	Kerb Doctor	Kerb Maintenance	27/02/2026	116,786.56
EF187300	26743	Statewide Turf Services	Turf Renovation	27/02/2026	20,949.61
EF187301	26754	Connect Call Centre Services	Call Centre Services	27/02/2026	4,063.68
EF187302	26782	Soft Landing	Recycling Services	27/02/2026	30,837.89
EF187303	26791	Monsterball Amusement & Hire	Amusement Hire	27/02/2026	3,600.01
EF187304	26843	Ergolink	Ergonomic Office Furniture	27/02/2026	487.10
EF187305	26846	Visability Limited	Disability Services	27/02/2026	812.53
EF187306	26854	Whs Foundation	Training	27/02/2026	1,570.00
EF187307	26867	Tlc Safety Pty Ltd Einsteins Australia	Childrens Workshops	27/02/2026	412.50
EF187308	26904	Green Services	Sustainability Education For Households	27/02/2026	978.00
EF187309	26929	Elan Energy Matrix Pty Ltd	Recycling Services	27/02/2026	3,682.51
EF187310	26946	Av Truck Services Pty Ltd	Truck Dealership	27/02/2026	130.72
EF187311	26985	Access Icon Pty Ltd	Drainage Products	27/02/2026	8,240.98
EF187312	27002	Cockburn Party Hire	Hire Services	27/02/2026	3,049.20
EF187313	27006	Bibra Lake Iga Xpress	Liquor Supplies	27/02/2026	4,155.00
EF187314	27010	Quantum Building Services Pty Ltd	Building Maintenance	27/02/2026	46,303.11
EF187315	27011	Baileys Marine Fuel Australia	Fuel	27/02/2026	1,942.84
EF187316	27015	Intelli Trac	Gps Tracking	27/02/2026	3,818.10
EF187317	27028	Technogym Australia Pty Ltd	Fitness Equipment	27/02/2026	5,496.09
EF187318	27031	Downer Edi Works Pty Ltd	Asphalt Services	27/02/2026	801,894.84
EF187319	27044	Graffiti Systems Australia	Graffiti Removal & Anti-Graffiti Coating	27/02/2026	727.32
EF187320	27054	Vocus Pty Ltd	Telecommunications	27/02/2026	11,158.40
EF187321	27065	Westbooks	Books	27/02/2026	577.38
EF187322	27082	Kulbardi Pty Ltd	Stationery Supplies	27/02/2026	1,692.46
EF187323	27154	Veolia Recycling & Recovery Pty Ltd	Waste Services	27/02/2026	1,297.90
EF187324	27177	Rentokil Initial Pty Ltd (Initial Hygiene)	Hygiene	27/02/2026	3,699.14
EF187325	27241	Landscape Elements	Landscaping Services	27/02/2026	4,689.66
EF187326	27243	Arjohunteigh Pty Ltd	Supply, Repairs Health Equipemnt	27/02/2026	763.00
EF187327	27246	Veale Auto Parts	Spare Parts Mechanical	27/02/2026	2,427.20
EF187328	27334	Westcare Print	Printing Services	27/02/2026	253.00
EF187329	27377	Accidental Health And Safety - Perth	First Aid Supplies	27/02/2026	444.86
EF187330	27381	Christopher George Moore	Exercise Classes	27/02/2026	1,710.00
EF187331	27423	Mechanical Project Services Pty Ltd	Airconditioning Services	27/02/2026	669.90
EF187332	27437	Pb Reticulation & Maintenance Services Pty Ltd	Irrigation Services	27/02/2026	484.00
EF187333	27507	Serco Facilities Management Pty Ltd	Cleaning Services	27/02/2026	113,165.99
EF187334	27518	Kyocera Document Solutions Australia Pty Ltd	Photocopying Machines	27/02/2026	2,738.85
EF187335	27539	Jasmin Carpentry & Maintenance	Carpentry	27/02/2026	522.50
EF187336	27548	Standing Fork	Catering	27/02/2026	4,172.30
EF187337	27579	Soco Studios	Photography Services	27/02/2026	577.50
EF187338	27630	K-Line Fencing Group	Fencing	27/02/2026	7,726.40
EF187339	27631	Aquatic Services Wa Pty Ltd	Pool Equipment & Maintenance	27/02/2026	12,023.40
EF187340	27640	Range Ford	Motor Vehicles	27/02/2026	79,133.94

28th February 2026 PAYMENT LISTING					
MUNICIPAL FUND					
Payment Number	Account Number	Payee Name	Payment Listing Description	Date	Alloc Amount
EF187341	27675	Wgawa Pty Ltd	Consultancy Engineering	27/02/2026	13,252.80
EF187342	27676	Blue Force Pty Ltd	Security Services	27/02/2026	282.29
EF187343	27677	Dodgy Bros Dodgeball Co.	Dodgeball Game	27/02/2026	1,980.00
EF187344	27695	Qtm Pty Ltd	Traffic Management	27/02/2026	5,488.72
EF187345	27797	City Lift Services Pty Ltd	Lift Maintenance	27/02/2026	1,405.25
EF187346	27850	Dowsing Group Pty Ltd	Concreting Services	27/02/2026	49,606.29
EF187347	27914	Fleetcare	Software	27/02/2026	11.00
EF187348	27917	Go Doors Advanced Automation	Door Maintenance & Repair	27/02/2026	4,491.41
EF187349	27949	Signcraft Pty Ltd	Signage	27/02/2026	396.00
EF187350	27965	Stantec Australia Pty Ltd	Engineering Services	27/02/2026	30,474.84
EF187351	28003	Taylor Made Design	Graphic Design	27/02/2026	825.00
EF187352	28047	Mitchell Garlett	Ceremonial Services	27/02/2026	750.00
EF187353	28049	Copy Magic	Printing Services	27/02/2026	1,784.55
EF187354	28058	Sage Consulting Engineers Pty Ltd	Consultancy - Engineering	27/02/2026	7,920.00
EF187355	28080	Yacht Grot 1985 Pty Ltd	Marine	27/02/2026	260.04
EF187356	28136	Shore Water Marine Pty Ltd	Marine Repair & Maintenance Services	27/02/2026	9,827.40
EF187357	28164	Aaro Group Pty Ltd	Drainage Services	27/02/2026	8,314.02
EF187358	28191	Enviro Sweep	Sweeping Services	27/02/2026	2,967.25
EF187359	28196	Brightmark Group Pty Ltd	Cleaning Services	27/02/2026	23,514.17
EF187360	28201	Select Fresh	Food Supplies	27/02/2026	214.20
EF187361	28215	Complete Office Supplies Pty Ltd	Stationery	27/02/2026	1,818.62
EF187362	28231	Typeset Pty Ltd	Editorial And Business Communications Se	27/02/2026	2,651.00
EF187363	28241	Swift Flow Pty Ltd	Plumbing	27/02/2026	26,042.45
EF187364	28261	Hazed Services Pty Ltd	Safety - Roof	27/02/2026	3,080.00
EF187365	28264	Remondis Go Organics Pty Ltd	Organics Processing	27/02/2026	46,081.50
EF187366	28277	Gesha Coffee Co	Coffee Supplies	27/02/2026	1,944.50
EF187367	28303	Miracle Recreation Equipment	Playground Equipment	27/02/2026	1,847.18
EF187368	28306	Business News Pty Ltd	Newspaper Publisher	27/02/2026	1,639.00
EF187369	28318	Ati-Mirage	Training	27/02/2026	3,052.50
EF187370	28329	Certex Lifting Pty Ltd	Lifting Equipment And Testing	27/02/2026	191.62
EF187371	28351	Clever Designs Uniforms	Clothing	27/02/2026	940.00
EF187372	28371	Flexi Staff	Employment Services	27/02/2026	2,999.70
EF187373	28381	Sandwai Pty Ltd	Software	27/02/2026	1,504.80
EF187374	28392	Mcs Civil Contracting	Engineering/Earthworks	27/02/2026	2,607.00
EF187375	28396	Industrial Decontamination Services Pty Ltd	Decontamination Services	27/02/2026	603.90
EF187376	28401	Halytech Pty Ltd	Design & Manufacture Of Electronic Equip	27/02/2026	4,070.00
EF187377	28407	Engine Protection Equipment Pty Ltd	Spare Parts	27/02/2026	230.69
EF187378	28409	Sanpoint Pty Ltd (Ld Total)	Landscape Services	27/02/2026	2,681.80
EF187379	28410	Wa Temporary Fencing Supplies	Hire Fencing	27/02/2026	550.00
EF187380	28426	Power Paving Pty Ltd	Paving Services	27/02/2026	3,721.30
EF187381	28428	Wa Bolts Pty Ltd	Fixings & Fasteners	27/02/2026	75.30
EF187382	28437	Building & Industrial Cleaning Services	Cleaning Services	27/02/2026	76,960.75
EF187383	28454	Aussie Natural Spring Water	Water Supplies	27/02/2026	1,431.08
EF187384	28471	Telstra Limited	Telecommunications	27/02/2026	18,399.87
EF187385	28517	Robowash Pty Ltd	Automatic Cleaning System Manufacturer	27/02/2026	1,045.00
EF187386	28522	Bing Technologies Pty Ltd	Mailing Services	27/02/2026	2,673.73
EF187387	28532	Oil & Energy Pty. Ltd.	Lubricant Supplier	27/02/2026	4,154.65

28th February 2026 PAYMENT LISTING					
MUNICIPAL FUND					
Payment Number	Account Number	Payee Name	Payment Listing Description	Date	Alloc Amount
EF187388	28547	Eco Faeries	Family Education And Entertainment	27/02/2026	2,046.00
EF187389	28568	Solo Resource Recovery	Waste & Recycling Collection Services	27/02/2026	23,984.40
EF187390	28569	Choiceone Pty Ltd	Recruitment Services	27/02/2026	11,637.06
EF187391	28584	Ausco Modular Pty Ltd	Hire Services	27/02/2026	2,681.95
EF187392	28620	Bibra Lake Nissan	Nissan New Car Dealer	27/02/2026	57,812.23
EF187393	28621	Imprint Plastic	Printing	27/02/2026	85.25
EF187394	28632	Total Connections Pty Ltd	Hose, Hydraulics & Fire Protection Servi	27/02/2026	343.72
EF187395	28645	360 Artist Logistics Pty Ltd	Events And Entertainment	27/02/2026	16,500.00
EF187396	28654	William Buck Buck, William Sri Peter	Photography Services	27/02/2026	487.50
EF187397	28655	Rockingham Glass Reads West Coast Maintenance Pty Ltd	Emergency Glass Repair	27/02/2026	1,513.60
EF187398	28673	Uhg Trading Pty Ltd (Unicare Health)	Mobility And Home Care Products	27/02/2026	15,920.00
EF187399	28675	Elite Pool Covers	Pool Covers	27/02/2026	726.00
EF187400	28759	Bellingham Marine Australia Pty Ltd	Marina Construction	27/02/2026	313.01
EF187401	28760	Spawtz Pty Ltd	Competition Management And Payments Soft	27/02/2026	1,486.43
EF187402	28767	The Trustee For Bugbusters Unit Trust Bug Busters	Pest Control	27/02/2026	440.00
EF187403	28778	Isunsubscribe Pty Limited	Magazine Subscription Company	27/02/2026	808.40
EF187404	28785	Sanity Music Stores Pty Ltd Sanity Entertainment	Retail Of Entertainment Products	27/02/2026	460.32
EF187405	28788	Brian Davidson Management Pty Ltd Focus Promotions	Entertainment And Events	27/02/2026	5,042.40
EF187406	28797	Wa International Pty Ltd Plunge & Co	Catering - Cafe & Restaurant	27/02/2026	340.00
EF187407	28800	Bolinda Digital Pty Ltd	Audiobook Publishing And Technology	27/02/2026	1,023.80
EF187408	28815	Weldplas And Services Pty Ltd	Construction - Plastic Fabrication	27/02/2026	829.00
EF187409	28819	Rider Levett Bucknall Wa Pty Ltd	Quantity Surveyors	27/02/2026	4,400.00
EF187410	28823	Synergy Business Systems Pty Ltd Boss Industrial	Industrial Supply	27/02/2026	4,025.85
EF187411	28852	Cti Couriers Pty Ltd	Courier Services	27/02/2026	2,276.18
EF187412	28862	M & B Excavations Pty Ltd	Civil Construction	27/02/2026	33,670.67
EF187413	28867	Overdrive Australia Pty Ltd	Platform And App Provider. Seller Of Dig	27/02/2026	939.11
EF187414	28911	Bucci Holdings Pty Ltd Visimax	Safety Product	27/02/2026	715.00
EF187415	28919	Play Check Pty Ltd Play Check	Testing - Playground Auditing & Testing	27/02/2026	297.00
EF187416	28927	Veolia Recycling & Recovery (Perth) Pty Ltd Veolia Recycling & Recovery (Perth) Pty Ltd	Waste Recycling And Recovery	27/02/2026	57,298.67
EF187417	28947	Baroness Holdings Pty Ltd Tree Planting And Watering	Tree Watering	27/02/2026	41,755.83
EF187418	28950	4Cabling Pty Ltd	It, Data & Cabling Supplier/Distributor	27/02/2026	77.15
EF187419	28953	Shane Nicholas Tognolini - Freeway Water Dan The Bike Man	Water Cartage	27/02/2026	192.50
EF187420	29021	Fluidra Group Australia Pty Ltd	Manufacturer And Supplier Of Residential	27/02/2026	2,184.80
EF187421	29028	Booktopia Direct Pty Ltd Booktopia	Retail: Book Sales	27/02/2026	352.10
EF187422	29050	Fetch Print Pty Ltd	Print Management - Supply Of All Printed	27/02/2026	539.00
EF187423	29061	Precision Mail Pty Ltd Precision Group (Apac)	Print, Mail, Digital, Creative Services	27/02/2026	2,248.79
EF187424	29083	Tango Information Technology Pty Ltd Tango It	It Consulting	27/02/2026	21,450.00
EF187425	29107	Michelle Lorraine Kember-Imrie	Online Communications Consultancy	27/02/2026	3,795.00
EF187426	29114	The Trustee For The Louis Trust Access Office Industries	Furniture - Supply And Install	27/02/2026	6,065.40
EF187427	29116	Aksharbrahma Pty Ltd The Drug Detection Agency - South Perth	Workplace - Drug And Alcohol Testing	27/02/2026	116.05
EF187428	29127	Wa	Workwear	27/02/2026	2,254.60
EF187429	29142	Global Workwear Investments Pty Ltd Totally Workwear	Career & Employment Expo's	27/02/2026	32,450.00
EF187430	29153	Kjex Pty Ltd	Consultancy	27/02/2026	15,097.50
EF187431	29194	Clear Ai Pty Ltd	Signage Hardware	27/02/2026	3,273.34
EF187431	29194	Eurotech Group Pty Ltd Eurotech			

28th February 2026 PAYMENT LISTING					
MUNICIPAL FUND					
Payment Number	Account Number	Payee Name	Payment Listing Description	Date	Alloc Amount
EF187432	29196	Fvs Fire Pty Ltd	Portable & Fixed Fire Equipment Servicin	27/02/2026	1,727.00
EF187433	29201	Planet Of The Shapes Paperscout	Graphic Design	27/02/2026	3,080.00
EF187434	29212	Brak Pty Ltd Sweepers N Scrubbers	Sales/ Servicing Of Sweepers And Scrubbe	27/02/2026	656.32
EF187435	29217	People And Property Enterprises Pty Ltd Property Fire Maintenance	Fire Protection Services	27/02/2026	20,002.09
EF187436	29232	Altrum Pty Ltd Engineered Efficiency	Engineering Services	27/02/2026	831.54
EF187437	29233	Pentland Australia Pty Limited Speedo Australia	Design, Manufacture, And Distribution Of	27/02/2026	2,867.70
EF187438	29237	A Class Earthmoving Pty Ltd Mayday Rental	Wet And Dry Plant Hire	27/02/2026	1,355.20
EF187439	29245	Realbuilt Partners Pty Ltd	Building Consultancy And Project Managem	27/02/2026	22,996.41
EF187440	29247	Redimedico Legal Pty Ltd	Medicolegal Services	27/02/2026	1,850.00
EF187441	29268	Dfs Industrial & Environmental Services Pty Ltd Drainflow Services	Stormwater Maintenance, Construction, Ro	27/02/2026	792.00
EF187442	29269	Contra-Flow Pty Ltd	Traffic Management Services	27/02/2026	229,817.64
EF187443	29271	Peap Contractors Pty Ltd	Electrical Services And Construction	27/02/2026	207,802.64
EF187444	29272	Total Event Shades Pty Ltd	Hire Shade Sails And Shade Domes	27/02/2026	5,830.00
EF187445	29282	Leverock Pty Ltd Sportsworld Of Wa	Swim Gear	27/02/2026	1,713.80
EF187446	29287	Wolf & Swine Pty Ltd Swan Event Hire	Events	27/02/2026	7,899.60
EF187447	29293	Perth Office Equipment Pty Ltd Perth Office Equipment Repairs	Repairs And Sales Office Equipment And S	27/02/2026	292.05
EF187448	29312	And Sales Rhyme Revolution	Education	27/02/2026	700.00
EF187449	29313	Cross Hire Equipment Group Pty Ltd Smart Workzone Hire	Traffic Hire Equipment	27/02/2026	20,326.24
EF187450	29373	Shona Zulsdorf	Independent Members Fees	27/02/2026	1,215.00
EF187451	29374	Laurent Estrade	Independent Members Fees	27/02/2026	1,215.00
EF187452	29376	The Trustee For The Manning Family Trust Animal Ark	Wildlife Education And Training	27/02/2026	1,892.00
EF187453	29382	Libby Monique Iriks Libby Iriks	Events - Author	27/02/2026	336.00
EF187454	29399	L.G Reynolds & L.M Reynolds & The Trustee For Les Reynolds T	Passenger Transport	27/02/2026	13,282.50
EF187455	29409	Peel Bus Hire And Charters	Security Systems	27/02/2026	1,133.00
EF187456	29411	Gunnebo Australia Pty Ltd	Cctv Inspection / Pipe Cleaning Services	27/02/2026	2,589.95
EF187457	29419	Remote Asset Inspection & Maintenance Pty Ltd	Revival Musicians	27/02/2026	835.00
EF187458	29431	Head Oceania Pty Ltd Zoggs Australia	Sports Supplies	27/02/2026	2,060.30
EF187459	29432	The Trustee For Shanson Gilmore Family Trust Zanzara	Pest Management Supplies	27/02/2026	469.97
EF187460	29440	Western Australia All Abilities Football Association Inc	Inclusive Sport Programs And Sensory Con	27/02/2026	1,925.00
EF187461	29452	The Trustee For Statewide Property Trust Statewide Property Services	Statewide Property Services (Wa)	27/02/2026	3,938.00
EF187462	11867	Kevin John Allen	Elected Member Sitting Fees & Allowances	27/02/2026	2,956.67
EF187463	12740	Logan Howlett	Elected Member Sitting Fees & Allowances	27/02/2026	12,810.75
EF187464	19059	Carol Reeve-Fowkes	Elected Member Sitting Fees & Allowances	27/02/2026	2,956.67
EF187465	25353	Philip Eva	Elected Member Sitting Fees & Allowances	27/02/2026	2,956.67
EF187466	27327	Chontelle Stone	Elected Member Sitting Fees & Allowances	27/02/2026	2,956.67
EF187467	27871	Tom Widenbar	Elected Member Sitting Fees & Allowances	27/02/2026	3,108.58
EF187468	27872	Phoebe Corke	Elected Member Sitting Fees & Allowances	27/02/2026	5,125.88
EF187469	28238	Tarun Dewan	Elected Member Sitting Fees & Allowances	27/02/2026	2,956.67
EF187470	28717	Carol Lechun Zhang	Elected Member Sitting Fees & Allowances	27/02/2026	3,075.18
EF187471	29319	Hilda G Srhoy	Elected Member	27/02/2026	2,989.04

28th February 2026 PAYMENT LISTING					
MUNICIPAL FUND					
Payment Number	Account Number	Payee Name	Payment Listing Description	Date	Alloc Amount
EF187472	29060	Superchoice Services Pty Limited - Sgc Payments Contractor	Payroll Deductions	27/02/2026	11,811.08
		<b>TOTAL OF 811 EFT PAYMENTS</b>			<b>12,504,700.22</b>
		<b>LESS: CANCELLED EFT PAYMENTS</b>			
EF186337	99997	Coc Grants, Donations & Refunds	Grants, Donations & Refunds	5/02/2026	-39.80
EF186736	99996	Rates And Property Related Eft Refunds (Not Bonds)	Rates And Property Related Refunds	26/02/2026	-1,843.81
		TOTAL CANCELLED EFT PAYMENT			-1,883.61
		<b>TOTAL EFT PAYMENTS ( EXCL. CANCELLED PAYMENTS)</b>			<b>12,502,816.61</b>
		<b><u>ADD: BANK FEES</u></b>			
		FAT ZEBRA PAYMENT SERVICE			10,942.70
		BPAY BATCH FEE			3704.42
		MERCHANT FEES COC			2095.41
		MERCHANT FEES MARINA			134.77
		MERCHANT FEES ARC			3259.85
		MERCHANT FEES VARIOUS OUT CENTRES			1774.81
		NATIONAL BPAY CHARGE			
		RTGS/ACLR FEE			
		NAB TRANSACT FEE			203.70
		AMEX FEES			2836.68
		MERCHANDISE / OTHER FEES			
					<b>24,952.34</b>
		<b><u>ADD: CREDIT CARD PAYMENTS</u></b>			59,403.63
		<b><u>ADD: PAYROLL PAYMENTS</u></b>			<b>59,403.63</b>
		COC02/02/26 Pmt 000309783841 City of Cockburn		2/02/2026	1,680.13
		COC04/02/26 Pmt 000310596616 City of Cockburn		11/02/2026	3,863.98
		COC08/02/26 Pmt 000310596872 City of Cockburn		11/02/2026	2,089,186.98
		COC12/02/26 Pmt 000310716823 City of Cockburn		12/02/2026	909.54
		COC13/02/26 Pmt 000310836837 City of Cockburn		13/02/2026	5,797.06
		COC16/02/26 Pmt 000311368759 City of Cockburn		20/02/2026	6,231.49
		COC19/02/26 Pmt 000311368893 City of Cockburn		20/02/2026	3,751.76
		COC19/02/26 Pmt 000311643263 City of Cockburn		25/02/2026	4,037.85
		COC20/02/26 Pmt 000311643295 City of Cockburn		25/02/2026	3,606.85
		COC22/02/26 Pmt 000311750267 City of Cockburn		25/02/2026	2,061,568.31
		COC25/02/26 Pmt 000311643225 City of Cockburn		25/02/2026	1,112.00

28th February 2026 PAYMENT LISTING					
MUNICIPAL FUND					
Payment Number	Account Number	Payee Name	Payment Listing Description	Date	Alloc Amount
		COC26/02/26 Pmt 000311881929 City of Cockburn		26/02/2026	1,890.63
		COC27/02/26 Pmt 000312014474 City of Cockburn		27/02/2026	2,176.72
		COC29/01/26 Pmt 000310128458 City of Cockburn		5/02/2026	6,123.15
		COC30/01/26 Pmt 000310128628 City of Cockburn		5/02/2026	7,548.79
		Anthony Hutchinson 310681634 wages 5973		12/02/2026	1,910.12
		224148806450010602 SuperChoice P/L CITY OF COCKBURN		6/02/2026	730.51
					<b>4,202,125.87</b>
		<b>TOTAL PAYMENTS MADE FOR THE MONTH</b>			<b>16,789,298.45</b>

**City of Cockburn**  
**Credit Card Transactions Report**

Transactions Post Date Between 31-Dec-2025 and 29-Jan-2026

<i>Date</i>	<i>Service Provider</i>	<i>Card Liability</i>	<i>Expense Category</i>
-------------	-------------------------	-----------------------	-------------------------

**CEO 3,135.00**

7/01/2026	URBAN DEVELOPMENT INS	3,135.00	Conferences and Seminars
-----------	-----------------------	----------	--------------------------

**Director Infrastructure Services 1,218.95**

16/01/2026	QANTAS	1,038.95	Travel and Accommodation
16/01/2026	QANTAS	74.00	Travel and Accommodation
16/01/2026	QANTAS	74.00	Travel and Accommodation
27/01/2026	WANEWSDTI	32.00	Subscriptions and Memberships

**Waste Collection Supervisor 312.84**

29/01/2026	BOSS INDUSTRIAL	312.84	Supplies and Materials Purchases
------------	-----------------	--------	----------------------------------

**Financial Counsellor 1,902.73**

13/01/2026	AIRNORTH 9352797761044	449.96	Travel and Accommodation
12/01/2026	BUDGETAIR.COM.AU BAU-9	579.00	Travel and Accommodation
12/01/2026	EDREAMS	568.84	Travel and Accommodation
23/01/2026	TICKETS*2026 DECOL	304.93	Training & Professional Development

**Library Technology Coordinator 1,605.48**

23/01/2026	INTNL TRANSACTION FEE	0.26	Subscriptions and Memberships
23/01/2026	INTNL TRANSACTION FEE	0.56	Subscriptions and Memberships
23/01/2026	ICONS8.COM	22.30	Subscriptions and Memberships
23/01/2026	CAMPSITE.BIO	10.41	Subscriptions and Memberships
19/01/2026	PORTUGUESE DELIGHTS SU	10.18	Office Supplies
16/01/2026	OPENAI *CHATGPT SUBSCR	32.97	Subscriptions and Memberships
16/01/2026	INTNL TRANSACTION FEE	0.82	Subscriptions and Memberships
29/01/2026	KMART	44.00	Supplies and Materials Purchases
14/01/2026	DREAMIT.AU* DREAMIT HO	234.70	Subscriptions and Memberships
14/01/2026	AMAZON AU MARKETPLACE	168.70	Supplies and Materials Purchases
14/01/2026	AMAZON AU MARKETPLACE	204.63	Supplies and Materials Purchases
15/01/2026	Windcave	387.74	Subscriptions and Memberships
2/01/2026	AMAZON AU MARKETPLACE	58.00	Supplies and Materials Purchases
5/01/2026	AMAZON AU RETAIL	275.79	Supplies and Materials Purchases
5/01/2026	AMAZON AU MARKETPLACE	68.28	Supplies and Materials Purchases
5/01/2026	AMAZON AU MARKETPLACE	86.14	Supplies and Materials Purchases

**Service Lead Cockburn Libraries 1,847.36**

13/01/2026	AMAZON AU MARKETPLACE	29.19	Supplies and Materials Purchases
13/01/2026	AMAZON AU MARKETPLACE	47.20	Supplies and Materials Purchases
12/01/2026	MYO*GREEN WORLD INDOOR	368.87	Hire of Equipment and Facilities
6/01/2026	BIRDBOOKS PTY LTD	135.00	Supplies and Materials Purchases
6/01/2026	AMAZON AU MARKETPLACE	16.44	Supplies and Materials Purchases
6/01/2026	AMAZON AU MARKETPLACE	167.92	Supplies and Materials Purchases
2/01/2026	FACEBK *ZL5SUBMHE2	38.59	Advertising

## City of Cockburn

## Credit Card Transactions Report

Transactions Post Date Between 31-Dec-2025 and 29-Jan-2026

Date	Service Provider	Card Liability	Expense Category
5/01/2026	WWW.GAMESWORLD.COM.AU	90.93	Supplies and Materials Purchases
5/01/2026	SP DEMENTIASHOP	678.02	Supplies and Materials Purchases
5/01/2026	BIG W 0444	19.00	Supplies and Materials Purchases
5/01/2026	AMAZON AU MARKETPLACE	17.79	Supplies and Materials Purchases
5/01/2026	AMAZON AU MARKETPLACE	41.97	Supplies and Materials Purchases
5/01/2026	AMAZON AU MARKETPLACE	45.16	Supplies and Materials Purchases
5/01/2026	AMAZON AU MARKETPLACE	86.35	Supplies and Materials Purchases
8/01/2026	AMAZON AU RETAIL	30.95	Supplies and Materials Purchases
8/01/2026	AMAZON AU MARKETPLACE	33.98	Supplies and Materials Purchases

**Organisational Development Specialist 3,915.60**

22/01/2026	ST JOHN AMBULANCE AUST	180.00	Training & Professional Development
23/01/2026	ST JOHN AMBULANCE AUST	900.00	Training & Professional Development
16/01/2026	Aust Institute of Mana	895.00	Training & Professional Development
15/01/2026	ST JOHN AMBULANCE AUST	180.00	Training & Professional Development
15/01/2026	ST JOHN AMBULANCE AUST	360.00	Training & Professional Development
15/01/2026	RLSSWA	179.00	Training & Professional Development
14/01/2026	ATI MIRAGE TRAINING	441.00	Training & Professional Development
9/01/2026	ST JOHN AMBULANCE AUST	70.00	Training & Professional Development
9/01/2026	IPAA	710.60	Training & Professional Development

**Chief Financial Officer 9,000.94**

27/01/2026	MEADOW TRADING	3,490.00	Disputed Transaction
27/01/2026	MEADOW TRADING	3,490.00	Disputed Transaction
27/01/2026	WASTE MANAGEMENT	2,020.94	Subscriptions and Memberships

**Chief Financial Officer 3,622.05**

21/01/2026	BIG W 0455	2,039.75	Supplies and Materials Purchases
21/01/2026	BIG W 0455	279.75	Supplies and Materials Purchases
16/01/2026	IQ-HUB CONFERENCE	1,302.55	Conferences and Seminars

**Art and Culture Coordinator 275.00**

12/01/2026	INVOICE / RECEIPT	275.00	Subscriptions and Memberships
------------	-------------------	--------	-------------------------------

**City Facilities Coordinator 338.94**

20/01/2026	OFFICE NATIONAL CANNIN	135.00	Office Supplies
21/01/2026	OFFICE NATIONAL CANNIN	39.95	Office Supplies
21/01/2026	OFFICEWORKS	78.00	Office Supplies
5/01/2026	SPUD SHED	23.16	Supplies and Materials Purchases
27/01/2026	OFFICE NATIONAL CANNIN	39.95	Office Supplies
27/01/2026	SQ *WA BOLTS PTY LTD	22.88	Supplies and Materials Purchases

**Waste Education Coordinator 102.55**

7/01/2026	KMART	80.00	Supplies and Materials Purchases
-----------	-------	-------	----------------------------------

## City of Cockburn

## Credit Card Transactions Report

Transactions Post Date Between 31-Dec-2025 and 29-Jan-2026

Date	Service Provider	Card Liability	Expense Category
12/01/2026	KMART	- 80.00	Supplies and Materials Purchases
15/01/2026	KMART	80.00	Supplies and Materials Purchases
29/01/2026	SQ *IMPRINT PLASTIC	22.55	Supplies and Materials Purchases
<b>Principal Economic Development</b>		<b>504.31</b>	
22/01/2026	CPP Terrace Road	11.11	Meeting/Workshop Catering
22/01/2026	WILSON PARKING PER055	23.00	Meeting/Workshop Catering
6/01/2026	OFFICEWORKS	451.00	Office Supplies
9/01/2026	SQ *CAFFISSIMO PHOENIX	19.20	Meeting/Workshop Catering
<b>Service Lead Civil Infrastructure</b>		<b>40.99</b>	
27/01/2026	PARTS SHOP PTY LTD	40.99	Supplies and Materials Purchases
<b>Fleet Manager</b>		<b>1,815.75</b>	
8/01/2026	ANIMAL ARK PTY LTD	495.00	Supplies and Materials Purchases
14/01/2026	SHOP FOR SHOPS	582.75	Supplies and Materials Purchases
14/01/2026	Motor Media Network	199.00	Subscriptions and Memberships
14/01/2026	21st Century Business	99.00	Office Supplies
21/01/2026	Car Care Rockingham	440.00	Motor Vehicle Expenses
<b>Principal Advocacy and Public Policy</b>		<b>105.20</b>	
27/01/2026	WANEWSDTI	32.00	Subscriptions and Memberships
23/01/2026	DOME PORT COOGEE	67.85	Meeting/Workshop Catering
22/01/2026	WOOLWORTHS 4367	5.35	Meeting/Workshop Catering
<b>Adult Services Coordinator</b>		<b>752.35</b>	
16/01/2026	KALYAKOORL PTY LTD	566.50	Professional Services
21/01/2026	BIGW ONLINE	161.94	Supplies and Materials Purchases
27/01/2026	FARMER JACKS SPEARWO	23.91	Meeting/Workshop Catering
<b>Service Manager Community Development</b>		<b>817.23</b>	
28/01/2026	WALGA EVENTS	100.00	Training & Professional Development
27/01/2026	WALGA EVENTS	200.00	Training & Professional Development
21/01/2026	MYO*COMPSYS PTY LIMITE	477.25	Subscriptions and Memberships
21/01/2026	Canva* 04767-13305730	39.98	Subscriptions and Memberships
<b>Library Technician</b>		<b>742.52</b>	
8/01/2026	GIFTPACKAGING.COM.AU	93.86	Supplies and Materials Purchases
8/01/2026	AMAZON AU MARKETPLACE	54.95	Supplies and Materials Purchases
8/01/2026	AMAZON AU MARKETPLACE	57.78	Supplies and Materials Purchases
8/01/2026	AMAZON AU MARKETPLACE	65.52	Supplies and Materials Purchases
9/01/2026	AMAZON AU MARKETPLACE	59.98	Supplies and Materials Purchases
23/01/2026	SP JB HI-FI ONLINE	366.43	Supplies and Materials Purchases
29/01/2026	OFFICEWORKS 0616	44.00	Supplies and Materials Purchases

## City of Cockburn

## Credit Card Transactions Report

Transactions Post Date Between 31-Dec-2025 and 29-Jan-2026

<i>Date</i>	<i>Service Provider</i>	<i>Card Liability</i>	<i>Expense Category</i>
<b>Collection Development Librarian</b>		<b>143.23</b>	
21/01/2026	WOOLWORTHS 4367	19.77	Supplies and Materials Purchases
20/01/2026	Booktopia	123.46	Supplies and Materials Purchases
<b>Children's Development Officer</b>		<b>306.40</b>	
19/01/2026	OFFICEWORKS	284.00	Program Costs
23/01/2026	POST COOLBELLUP LPO	22.40	Supplies and Materials Purchases
<b>Service Lead Rangers and Parking</b>		<b>845.60</b>	
19/01/2026	SP MICROCHIPS AUSTRALIA	828.00	Equipment Purchases
28/01/2026	Lucid Software Inc.	17.60	Subscriptions and Memberships
<b>Service Lead Seniors Centre</b>		<b>1,126.18</b>	
7/01/2026	SQ *HELMAR AUSTRALIA P	102.63	Program Costs
7/01/2026	SP HAMR COATINGS	45.56	Program Costs
20/01/2026	BENTLEYPINEST260529NB	600.00	Events and Functions
16/01/2026	Games World Rockingha	29.99	Program Costs
27/01/2026	KMART	348.00	Equipment Purchases
<b>Young Peoples Services Librarian</b>		<b>589.44</b>	
22/01/2026	BIGW ONLINE	- 12.00	Supplies and Materials Purchases
31/12/2025	SP AUSTRALIAN GEOGRAPH	174.54	Supplies and Materials Purchases
21/01/2026	BIGW ONLINE	131.20	Supplies and Materials Purchases
13/01/2026	WOOLWORTHS 4318	22.50	Supplies and Materials Purchases
5/01/2026	Booktopia	111.20	Supplies and Materials Purchases
7/01/2026	BIGW ONLINE	162.00	Supplies and Materials Purchases
<b>Director Sustainable Development and Saf</b>		<b>19.00</b>	
13/01/2026	SQ *LANPA PTY LTD	19.00	Meeting/Workshop Catering
<b>Senior Centre Programs Booking Officer</b>		<b>143.00</b>	
15/01/2026	SPACETOCO VENUE HIRE	143.00	Hire of Equipment and Facilities
<b>Director Community and Place</b>		<b>90.00</b>	
14/01/2026	TOTALLY WORKWEAR SUCCE	90.00	Equipment Purchases
<b>Service Manager Sustainability</b>		<b>255.86</b>	
5/01/2026	AMAZON AU MARKETPLACE MR RORY GARVE	56.96	Supplies and Materials Purchases
28/01/2026	UDIAWA MR RORY GARVEN	198.90	Conferences and Seminars
<b>Family &amp; Community Services Manager</b>		<b>1,388.35</b>	
13/01/2026	PARK REGIS CAIRNS PL	500.00	Conferences and Seminars
13/01/2026	PARK REGIS CAIRNS PL	525.00	Conferences and Seminars

**City of Cockburn**

**Credit Card Transactions Report**

Transactions Post Date Between 31-Dec-2025 and 29-Jan-2026

<i>Date</i>	<i>Service Provider</i>	<i>Card Liability</i>	<i>Expense Category</i>
27/01/2026	KMART 1362	63.50	Supplies and Materials Purchases
21/01/2026	WOOLWORTHS 4367	58.40	Supplies and Materials Purchases
20/01/2026	CHOICE Subscription	83.95	Subscriptions and Memberships
15/01/2026	SPACETOCO VENUE HIRE	157.50	Hire of Equipment and Facilities

**Service Lead Cockburn ARC**

**1,594.60**

29/01/2026	FACEBK *HYV7Z9RC52	200.00	Advertising
22/01/2026	FACEBK *UHK3P9MD52	200.00	Advertising
19/01/2026	FACEBK *WDHVCA9D52	200.00	Advertising
19/01/2026	FACEBK *EDAEDVVC52	200.00	Advertising
27/01/2026	FACEBK *D9M7PAMC52	200.00	Advertising
27/01/2026	FACEBK *BXVWYDVC52	200.00	Advertising
2/01/2026	FACEBK *6SJR6CVC52	194.60	Advertising
12/01/2026	FACEBK *9M9AE9MC52	200.00	Advertising

**Health, Fitness and Wellbeing Coordinato**

**1,960.83**

21/01/2026	DYNAMO FITNESS	315.00	Equipment Purchases
7/01/2026	SUCCESS HEALTH P/L	35.96	Supplies and Materials Purchases
6/01/2026	SP ST JOHN AMBULANCE N	283.00	Supplies and Materials Purchases
6/01/2026	COLES 0490	53.40	Supplies and Materials Purchases
2/01/2026	JB HI FI COCKBURN	138.00	Equipment Purchases
14/01/2026	BUNNINGS 317000	477.00	Equipment Purchases
15/01/2026	AUSTSWIM LIMITED	658.47	Subscriptions and Memberships

**Customer Experience Coordinator - ARC**

**2,596.05**

28/01/2026	ENVIRODRY TOWELS	230.78	Supplies and Materials Purchases
7/01/2026	OUTGROW	172.65	Subscriptions and Memberships
7/01/2026	INTNL TRANSACTION FEE	4.32	Bank and Other Fees
5/01/2026	NAAVI PTY LTD	32.00	Subscriptions and Memberships
5/01/2026	Canva* 04749-5930905	17.99	Subscriptions and Memberships
2/01/2026	GYMSALES.NET	170.50	Subscriptions and Memberships
2/01/2026	GYMSALES.NET	242.00	Subscriptions and Memberships
2/01/2026	Google CLOUD RKGKHL	261.67	Subscriptions and Memberships
15/01/2026	OFFICEWORKS 0620	74.00	Supplies and Materials Purchases
14/01/2026	SLIMLINE WAREHOUSE	98.00	Equipment Purchases
13/01/2026	iStock.com	93.50	Subscriptions and Memberships
21/01/2026	BUNNINGS GROUP LTD	- 149.00	Equipment Purchases
27/01/2026	BUNNINGS 729000	6.60	Supplies and Materials Purchases
27/01/2026	DELIGHTED LLC	364.67	Subscriptions and Memberships
27/01/2026	INTNL TRANSACTION FEE	9.12	Bank and Other Fees
5/01/2026	SurveyMonkeyCore	384.00	Subscriptions and Memberships
27/01/2026	SP YOUR REFORMER	168.45	Supplies and Materials Purchases
27/01/2026	WEBCENTRAL* ENTRAL - W	66.00	Application, Licence, Registration Fees
27/01/2026	WEBCENTRAL* ENTRAL - W	45.50	Application, Licence, Registration Fees

## City of Cockburn

## Credit Card Transactions Report

Transactions Post Date Between 31-Dec-2025 and 29-Jan-2026

Date	Service Provider	Card Liability	Expense Category
23/01/2026	KMART 1362	149.00	Equipment Purchases
23/01/2026	WOOLWORTHS 4394	154.30	Events and Functions

**Youth Centre Coordinator****1,889.75**

27/01/2026	BOUNCE HOLDINGS AUSTRALIA MR MARK ARMANDI	476.75	Program Costs
27/01/2026	Dominos Estore Success MR MARK ARMANDI	259.75	Events and Functions
21/01/2026	MURDOCH GUILD MR MARK ARMANDI	71.50	Advertising
16/01/2026	Games World Cockburn MR MARK ARMANDI	264.90	Program Costs
14/01/2026	RANGE PRODUCTS PTY LTD MR MARK ARMANDI	24.75	Program Costs
12/01/2026	KMART 1362 MR MARK ARMANDI	57.20	Program Costs
13/01/2026	JIM KIDD SPORTS MR MARK ARMANDI	71.70	Equipment Purchases
7/01/2026	SPOTLIGHT COCKBURN MR MARK ARMANDI	95.20	Program Costs
8/01/2026	OFFICEWORKS MR MARK ARMANDI	568.00	Equipment Purchases

**Branch Support Librarian****966.72**

12/01/2026	NEWS PTY LIMITED	88.00	Supplies and Materials Purchases
12/01/2026	AMAZON AU RETAIL	175.61	Supplies and Materials Purchases
6/01/2026	PAYPAL *SKINNYMIXER	60.95	Supplies and Materials Purchases
6/01/2026	PAYPAL *BOOKTOPIADI	37.51	Supplies and Materials Purchases
7/01/2026	PAYPAL *OFFICEWORKS	71.88	Supplies and Materials Purchases
7/01/2026	AMAZON AU RETAIL	22.65	Supplies and Materials Purchases
7/01/2026	AMAZON AU RETAIL	23.29	Supplies and Materials Purchases
22/01/2026	AMAZON AU MARKETPLACE	25.98	Supplies and Materials Purchases
29/01/2026	PAYPAL *JB HI-FI	58.99	Supplies and Materials Purchases
29/01/2026	PAYPAL *JB HI-FI	59.99	Supplies and Materials Purchases
29/01/2026	KMART	50.00	Supplies and Materials Purchases
16/01/2026	PAYPAL *KMARTAUSTRALIA	28.00	Supplies and Materials Purchases
19/01/2026	PAYPAL *OFFICEWORKS	159.95	Supplies and Materials Purchases
19/01/2026	AMAZON AU MARKETPLACE	25.98	Supplies and Materials Purchases
19/01/2026	AMAZON AU MARKETPLACE	25.98	Supplies and Materials Purchases
19/01/2026	AMAZON AU MARKETPLACE	25.98	Supplies and Materials Purchases
19/01/2026	AMAZON AU MARKETPLACE	25.98	Supplies and Materials Purchases

**Service Lead Events and Culture****351.06**

29/01/2026	EASYFLOWERS	121.90	Events and Functions
12/01/2026	WWW.FORTLOCKS.COM.AU	229.16	Office Supplies

**Branch Manager - Spearwood Library****202.58**

8/01/2026	Neverfail Springwater MELISSA MCINTYRE	46.20	Hire of Equipment and Facilities
7/01/2026	SPUD SHED MELISSA MCINTYRE	44.99	Supplies and Materials Purchases
29/01/2026	INTNL TRANSACTION FEE MELISSA MCINTYRE	2.72	Subscriptions and Memberships
29/01/2026	WWW.ARCHAEOLOGY.ORG MELISSA MCINTYRE	108.67	Subscriptions and Memberships

**Service Lead Parks****21.00**

## City of Cockburn

## Credit Card Transactions Report

Transactions Post Date Between 31-Dec-2025 and 29-Jan-2026

Date	Service Provider	Card Liability	Expense Category
6/01/2026	OFFICEWORKS	21.00	Equipment Purchases

**Social Club Coordinator 965.83**

13/01/2026	AMAZON AU MARKETPLACE	78.25	Supplies and Materials Purchases
13/01/2026	Woolworths Online	378.25	Supplies and Materials Purchases
7/01/2026	HAMILTON HILL IGA	100.00	Supplies and Materials Purchases
16/01/2026	KMART	100.00	Supplies and Materials Purchases
27/01/2026	HAMILTON HILL IGA	30.26	Supplies and Materials Purchases
28/01/2026	Woolworths Online	279.07	Supplies and Materials Purchases

**Service Manager Health and Building Serv - 25.90**

16/01/2026	OFFICEWORKS	- 25.90	Supplies and Materials Purchases
------------	-------------	---------	----------------------------------

**Events Coordinator 906.23**

21/01/2026	UNITED ANKETELL NTH	128.45	Motor Vehicle Expenses
21/01/2026	RED DOT STORES	39.41	Supplies and Materials Purchases
21/01/2026	OFFICEWORKS 0625	142.00	Supplies and Materials Purchases
21/01/2026	Dj City	88.60	Office Supplies
27/01/2026	AK FOOD SERVICES WA PT	144.00	Events and Functions
22/01/2026	WOOLWORTHS 4367	48.94	Supplies and Materials Purchases
22/01/2026	THE REJECT SHOP 6633	28.00	Supplies and Materials Purchases
22/01/2026	BUNNINGS 303000	136.83	Supplies and Materials Purchases
15/01/2026	SPACETOCO VENUE HIRE	150.00	Hire of Equipment and Facilities

**Executive Assistant to the CEO 1,815.15**

27/01/2026	AMDA FOUND* LUP TIX IO MISS REBECCA SAN	495.00	Conferences and Seminars
23/01/2026	Subway Spearwood 19850 MISS REBECCA SAN	61.00	Meeting/Workshop Catering
7/01/2026	TICKETS*LOCAL GOVE MISS REBECCA SANDER	920.00	Conferences and Seminars
9/01/2026	RACV Hobart Hotel OPI MISS REBECCA SANDE	339.15	Travel and Accommodation

**Service Lead Young People 1,900.56**

23/01/2026	COLES 0490	57.36	Program Costs
21/01/2026	THE HOYTS CORPORATIO	407.65	Program Costs
20/01/2026	COLES 0490	72.08	Program Costs
6/01/2026	THE HOYTS CORPORATIO	303.66	Program Costs
7/01/2026	COLES 0490	59.79	Program Costs
13/01/2026	COLES 0490	49.04	Program Costs
9/01/2026	COLES 0490	87.83	Program Costs
14/01/2026	MELVILLE GOLF CENTRE P	272.00	Program Costs
14/01/2026	THE HOYTS CORPORATIO	463.77	Program Costs
15/01/2026	COLES 0490	66.65	Program Costs
6/01/2026	THE HOYTS CORPORATIO	60.73	Program Costs

**Events Officer 1,172.74**

## City of Cockburn

## Credit Card Transactions Report

Transactions Post Date Between 31-Dec-2025 and 29-Jan-2026

<i>Date</i>	<i>Service Provider</i>	<i>Card Liability</i>	<i>Expense Category</i>
14/01/2026	OFFICEWORKS	125.44	Events and Functions
22/01/2026	THE REJECT SHOP	18.00	Events and Functions
15/01/2026	KMART	80.00	Events and Functions
14/01/2026	INDIGENOUS* INDIGENOUS	286.00	Events and Functions
14/01/2026	KMART	18.00	Events and Functions
27/01/2026	BWS LIQUOR 4492	15.00	Events and Functions
27/01/2026	SPUD SHED	166.44	Events and Functions
27/01/2026	THE REJECT SHOP	20.75	Events and Functions
21/01/2026	BIG W 0455	65.00	Events and Functions
21/01/2026	BIG W 0455	37.00	Events and Functions
21/01/2026	COCKBURN POLICE STATIO	93.50	Events and Functions
21/01/2026	WOOLWORTHS 4367	53.19	Events and Functions
21/01/2026	WOOLWORTHS 4367	31.45	Events and Functions
15/01/2026	BUNNINGS 303000	69.49	Events and Functions
15/01/2026	TEMU.COM	93.48	Events and Functions

## Senior Youth Outreach Worker

630.32

8/01/2026	BP BEELIAR 7395	22.00	Motor Vehicle Expenses
8/01/2026	BP BEELIAR 7395	22.00	Motor Vehicle Expenses
8/01/2026	MCDONALDS KWINANA	15.70	Program Costs
16/01/2026	CBeach Rockingham	89.98	Program Costs
16/01/2026	KMART 1039	225.90	Program Costs
22/01/2026	Sarah Patisseries	9.00	Program Costs
20/01/2026	RKINGHAM MED CTR PHAR	33.68	Program Costs
20/01/2026	RKINGHAM MED CTR PHAR	14.56	Program Costs
14/01/2026	Sarah Patisseries	10.50	Program Costs
15/01/2026	JD SPORTS FASHION AUST	130.00	Program Costs
15/01/2026	VODAFONE AUSTRALIA	35.00	Program Costs
8/01/2026	BP BEELIAR 7395	22.00	Motor Vehicle Expenses

## Service Manager Communications and Engag

3,233.17

29/01/2026	BITLY.COM	50.73	Subscriptions and Memberships
29/01/2026	INTNL TRANSACTION FEE	1.27	Bank and Other Fees
28/01/2026	FACEBK *T2P36CVMT2	1,388.00	Advertising
22/01/2026	TICKETS*PERTH DIGI	158.78	Conferences and Seminars
19/01/2026	FIGMA	98.97	Subscriptions and Memberships
19/01/2026	INTNL TRANSACTION FEE	2.47	Bank and Other Fees
27/01/2026	INTNL TRANSACTION FEE	0.04	Bank and Other Fees
27/01/2026	LNK.BIO	1.45	Subscriptions and Memberships
7/01/2026	OFFICEWORKS	484.69	Office Supplies
2/01/2026	FACEBK *M878G9DMT2	1,046.77	Advertising

## Service Lead Community Development and P

1,422.98

8/01/2026	AMAZON AU MARKETPLACE	23.98	Program Costs
-----------	-----------------------	-------	---------------

City of Cockburn

Credit Card Transactions Report

Transactions Post Date Between 31-Dec-2025 and 29-Jan-2026

<i>Date</i>	<i>Service Provider</i>	<i>Card Liability</i>	<i>Expense Category</i>
8/01/2026	AMAZON AU MARKETPLACE	37.57	Program Costs
8/01/2026	AMAZON AU MARKETPLACE	66.22	Program Costs
9/01/2026	WOOLWORTHS 4367	76.00	Meeting/Workshop Catering
9/01/2026	DMIRS EAST PERTH	196.80	Program Costs
9/01/2026	AMAZON AU MARKETPLACE	126.00	Program Costs
12/01/2026	AMAZON AU MARKETPLACE	33.99	Program Costs
13/01/2026	KONNECT BIBRA LAKE	20.67	Equipment Purchases
13/01/2026	BUNNINGS 303000	148.49	Program Costs
23/01/2026	THE PAMPHLETEERS	180.63	Program Costs
23/01/2026	THE PAMPHLETEERS	197.63	Program Costs
23/01/2026	FOREVER SHINING	315.00	Program Costs

**Library Technician- Systems**

**814.95**

6/01/2026	WOOLWORTHS 4703	9.60	Office Supplies
9/01/2026	SP JB HI-FI ONLINE	766.98	Supplies and Materials Purchases
22/01/2026	COOLOONGUP SUPA IGA	9.87	Office Supplies
29/01/2026	WOOLWORTHS 4703	28.50	Supplies and Materials Purchases

**Senior Community Safety**

**22.16**

13/01/2026	ZEROTIER INC	21.62	Application, Licence, Registration Fees
13/01/2026	INTNL TRANSACTION FEE	0.54	Bank and Other Fees

Total Cards - 48	<b>\$ 59,403.63</b>
------------------	---------------------

## Credit Card Transactions - transacted in January paid in February 2026

Expense Category2	Description	\$
Advertising	Advertising KGA and Open Day	200.00
	Facebook	2,434.77
	Facebook advertising	38.59
	Facebook Kids Get Active.Holiday Prog	594.60
	Facebook Open Day. Kids Get Active	800.00
	Stall at open day - service promo	71.50
<b>Advertising Total</b>		<b>4,139.46</b>
Application, Licence, Registration Fees	Domain Name Renewal	111.50
	VPN subscription for 4G CCTVs	21.62
<b>Application, Licence, Registration Fees Total</b>		<b>133.12</b>
Bank and Other Fees	Int bank fees	3.74
	Int bank fees - Lnk Bio	0.04
	International Transaction Fee	13.44
	INTNL transaction fee for CCTV VPN	0.54
<b>Bank and Other Fees Total</b>		<b>17.76</b>
Conferences and Seminars	Accom - FC Conference	1,025.00
	CEO Conference	920.00
	Conference for Dan Arndt	198.90
	Digital Accessibility Conference tickets	158.78
	EV Charging Australia 2026	1,302.55
	IODS 2026 Conference	495.00
	UDIA National Congress - Cr Kevin Allen	3,135.00
<b>Conferences and Seminars Total</b>		<b>7,235.23</b>
Disputed Transaction	Fraudulent Transaction	6,980.00
<b>Disputed Transaction Total</b>		<b>6,980.00</b>
Equipment Purchases	Accessories for Gym Equipment	315.00
	Blocks for Yoga and Meditation	348.00
	Industrial Fans	477.00
	Inflatables for Open Day Arvo	149.00
	Microchips - Animal Management Facility	828.00
	Ping pong equipment	71.70
	Recording program equipment	568.00
	Refund Shelving	- 149.00
	Safety boots	90.00
	SCOTCH FOAM TAPE	21.00
	Security Rope	98.00
	Stadium iPad Cases	138.00
	Tape measure	20.67
<b>Equipment Purchases Total</b>		<b>2,975.37</b>
Events and Functions	catering	346.08
	Coffee for casual staff/volunteers	144.00
	decorations	20.75
	Equipment	180.97
	everyday thongs	18.00
	Fringe end of production event	259.75
	Outing - Seniors Centre	600.00
	pouches	125.44

## Credit Card Transactions - transacted in January paid in February 2026

Expense Category2	Description	\$
Events and Functions	PRIZES RAFFLES	102.00
	Road Closure	93.50
	Supplies for Open Arvo uniforms	154.30
		286.00
	Flowers	121.90
<b>Events and Functions Total</b>		<b>2,452.69</b>
Hire of Equipment and Facilities	AF Community Classes Hall Hire	143.00
	Beeliar Hub venue hire	157.50
	Indoor plant hire Success Library	368.87
	Venue Hire	150.00
	Water cooler rental	46.20
<b>Hire of Equipment and Facilities Total</b>		<b>865.57</b>
Meeting/Workshop Catering	Coffees meeting with Rocky Bay CEO	19.00
	Defence Site visit (3pax)	67.85
	ELT Meeting catering	61.00
	Meeting refreshments	76.00
	meeting with CCIWA	11.11
	parking expense	23.00
	Refreshments for Khin Myint writing wksh	23.91
	Water for Defence site visits	5.35
	FFC catch up	19.20
<b>Meeting/Workshop Catering Total</b>		<b>306.42</b>
Motor Vehicle Expenses	Car detail	440.00
	Fuel	128.45
	Youth Outreach & Justice vehicle clean	22.00
	Youth Services vehicle clean	44.00
<b>Motor Vehicle Expenses Total</b>		<b>634.45</b>
Office Supplies	Fan and other office supplies	451.00
	Locks for local history storage	229.16
	Milk for Coolbellup Library Meeting Room	19.47
	Milk for Success library	10.18
	Music Stands	88.60
	office items	484.69
	Paper rolls for eftpos machine	99.00
	Stationary	78.00
	White board procurement	174.95
	whiteboard procurement	39.95
<b>Office Supplies Total</b>		<b>1,675.00</b>
Professional Services	Deposit for Noongar Language classes x 5	566.50
<b>Professional Services Total</b>		<b>566.50</b>
Program Costs	Boardgame program	264.90
	Bottles for programs for cards for glue	45.56
	Card Making program cost glue	102.63
	Cards for whist	29.99
	Corflute posters	284.00
	Craft program	95.20
Creative writing workshop	57.20	

## Credit Card Transactions - transacted in January paid in February 2026

Expense Category2	Description	\$
<b>Program Costs</b>	Flyer delivery	378.26
	Incorporation of group	196.80
	Outrage - Bounce January 27th	476.75
	Outrage Program lunches	392.75
	Outrage Program Payment	1,507.81
	Plaque	315.00
	Potions and lotions program	24.75
	Trailer equipment	436.25
	Youth Justice Client Development	89.98
	Youth Justice Client wellbeing	225.90
	Youth Justice engagement	9.00
	Youth Justice engagement with client	15.70
	Youth Justice Health for Client	48.24
	Youth Justice recharge for client	35.00
	Youth Justice School shoes	130.00
	Youth Justice wellbeing for client	10.50
<b>Program Costs Total</b>		<b>5,172.17</b>
<b>Subscriptions and Memberships</b>	Artsource membership	275.00
	Austswim Annual Membership	658.47
	Canva subscription	39.98
	Choice subscription	83.95
	Google Cloud	261.67
	Graphic Design/ monthly	98.97
	Graphics Software Subscription	17.99
	Gymsales Gym	242.00
	Gymsales Subscription - Swim School	170.50
	Harmony invoice FDC Educators	477.25
	Library ChatGPT subscription	33.79
	Library eftpos machines	387.74
	Library marketing platform	33.53
	Library website hosting	234.70
	Magazine subscription	111.39
	Member Welcome Pack Software	32.00
	NPS Software Licence	364.67
	Process Mapping Software	17.60
	Social media linker	1.45
	Stock Imagery Subscription	93.50
	Survey Monkey Licence	384.00
	Swim Matching Tool Software	172.65
	Technical Magazine subscription	199.00
	The West DN	32.00
	url shortener	50.73
	WA Newspaper	32.00
	WMRR Renewal Fee	2,020.94
<b>Subscriptions and Memberships Total</b>		<b>6,527.47</b>
<b>Supplies and Materials Purchases</b>	A3 Envelopes	22.40
	Books	123.46

## Credit Card Transactions - transacted in January paid in February 2026

Expense Category2	Description	\$
Supplies and Materials Purchases	Coloured pencils for colouring station	22.50
	Community citizen of the year awards	2,319.50
	Craft for the library	54.95
	Craft Materials4106202	100.00
	Credit Card Refund	- 25.90
	Decorations for 50th Birthday Spearwood	161.94
	Decorations for 50th Library Anniversary	28.50
	Defibrillator Pads	283.00
	Disposable Gym Towels	230.78
	door hardware screws	22.88
	DVD's for the library	366.43
	Educational book	56.96
	Equipment	118.98
	event supplies	50.00
	Gloves PPE	312.84
	Grocery items	44.99
	iPad Charger & Stationery Items	74.00
	Junior books for local stock	162.00
	Library event supplies	44.00
	Library of Things collection	1,304.90
	Library of things processing	28.00
	Library of things supplies	861.54
	local stock	551.84
	Local stock books - Junior collection	111.20
	Marterials for Australia Day	39.41
	Materials for April SH program	131.20
	Meal Ingredients	787.58
	Milk Op centre	23.16
	Name badge	22.55
	Newspapers	88.00
	Office fureniture	40.99
	Office supplies	58.40
	Phone chargers for new phones	78.25
	Pilates Socks for Retail	168.45
	Play balls, bags and zooper Doopers	53.40
	Prizes for Summer reading quest	135.00
Puppets for local stock collection	174.54	
Racking for HWRP reuse shop	582.75	
Refund	- 12.00	
Screw Eye Hook	6.60	
Sling bags for education packs	80.00	
Snake catching Kit for HWRP	495.00	
Staff snacks	48.94	
Stationary for the library	44.00	
Storage box	28.00	
Supplies for tool box	142.00	
Supplies for workshops	63.50	

## Credit Card Transactions - transacted in January paid in February 2026

Expense Category2	Description	\$
<b>Supplies and Materials Purchases</b>	Switched on Seniors - afternoon tea	19.77
	Toolbox Restock	136.83
	Toys for the library	277.14
	Ventolin & Spacers	35.96
	VR and VR cases - Gamer Club COO Library	766.98
	processing equipment	129.90
<b>Supplies and Materials Purchases Total</b>		<b>12,077.99</b>
<b>Training &amp; Professional Development</b>	Evaluation and research Korl-Koorl Nakol	304.93
	First Aid for 5 staff see invoice track	900.00
	WALGA Aboriginal Engagement Forum	200.00
	First Aid	540.00
	Accounting Essentials	895.00
	First Aid	180.00
	Pool Lifeguard Renewal	179.00
	Visio Essentials	441.00
	CPR	70.00
	Intro to Policy Work	710.60
WALGA Aboriginal Eng Forum	100.00	
<b>Training &amp; Professional Development Total</b>		<b>4,520.53</b>
<b>Travel and Accommodation</b>	Accommodation for conference	339.15
	C Marshall - EV Ch - Perth to Melbourne	1,186.95
	Flight from Perth to Cairns	449.96
	flights from Cairns to Perth	568.84
	Flights to Cairns	579.00
<b>Travel and Accommodation Total</b>		<b>3,123.90</b>
<b>Grand Total</b>		<b>59,403.63</b>

## City of Cockburn

### Woolworths Group Transactions Report

Transactions Made Between 1 February - 28 February

<b>Reference</b>	<b>Date</b>	<b>Amount</b>	<b>Description</b>
<b>Waste Education Program Officer</b>		<b>202.89</b>	
TI-01EC5-179510	14/02/2026	47.95	Groceries and Consumables
TI-01EC5-17951C	27/02/2026	154.94	Groceries and Consumables
<b>Service Lead Cockburn Libraries</b>		<b>135.00</b>	
TI-01EC5-17951B	27/02/2026	135.00	Groceries and Consumables
<b>Senior Centre - Cook</b>		<b>22.40</b>	
TI-01EC5-179504	05/02/2026	22.40	Groceries and Consumables
<b>Marina Experience Officer</b>		<b>126.80</b>	
TI-01EC5-17950C	11/02/2026	126.80	Groceries and Consumables
<b>Childrens Development Officer</b>		<b>69.78</b>	
TI-01EC5-17950A	09/02/2026	69.78	Groceries and Consumables
<b>Amenities Officer</b>		<b>239.70</b>	
TI-01EC5-179517	24/02/2026	239.70	Groceries and Consumables
<b>Senior Centre Kitchen Hand</b>		<b>2,038.83</b>	
TI-01EC5-1794FF	02/02/2026	196.23	Groceries and Consumables
TI-01EC5-179500	04/02/2026	7.20	Groceries and Consumables
TI-01EC5-179501	04/02/2026	83.05	Groceries and Consumables
TI-01EC5-179502	04/02/2026	172.21	Groceries and Consumables
TI-01EC5-179503	04/02/2026	24.00	Groceries and Consumables
TI-01EC5-179506	06/02/2026	31.30	Groceries and Consumables
TI-01EC5-179509	09/02/2026	160.53	Groceries and Consumables
TI-01EC5-17950B	11/02/2026	289.35	Groceries and Consumables
TI-01EC5-17950E	13/02/2026	35.15	Groceries and Consumables
TI-01EC5-17950F	13/02/2026	56.00	Groceries and Consumables
TI-01EC5-179511	16/02/2026	266.03	Groceries and Consumables
TI-01EC5-179513	18/02/2026	15.00	Groceries and Consumables
TI-01EC5-179514	18/02/2026	229.30	Groceries and Consumables
TI-01EC5-179515	20/02/2026	64.10	Groceries and Consumables
TI-01EC5-179516	23/02/2026	269.28	Groceries and Consumables
TI-01EC5-179518	25/02/2026	245.00	Groceries and Consumables
TI-01EC5-17951A	27/02/2026	75.60	Groceries and Consumables
<b>Youth Centre Coordinator</b>		<b>126.69</b>	
TI-01EC5-179519	25/02/2026	126.69	Groceries and Consumables
<b>Amenities Officer</b>		<b>856.55</b>	

**City of Cockburn**

**Woolworths Group Transactions Report**

**Transactions Made Between 1 February - 28 February**

TI-01EC5-179505	05/02/2026	512.80	Groceries and Consumables
TI-01EC5-17950D	12/02/2026	298.75	Groceries and Consumables
TI-01EC5-179512	16/02/2026	45.00	Groceries and Consumables

**Events Officer**

**205.90**

TI-01EC5-179507	06/02/2026	71.50	Groceries and Consumables
TI-01EC5-179508	07/02/2026	134.40	Groceries and Consumables

**Total Cards - 10**

**4,024.54**

**City of Cockburn**  
**Bunnings PowerPass Transactions Report**  
**Transactions Made Between 1 February - 28 February**

<b>Reference</b>	<b>Date</b>	<b>Amount</b>	<b>Description</b>
<b>Waste Collection Supervisor</b>		<b>22.79</b>	
2015/01561044	4/02/2026	22.79	Supplies and Materials
<b>City Facilities Coordinator</b>		<b>90.30</b>	
2015/01573141	18/02/2026	39.00	Supplies and Materials
2163/01030515	16/02/2026	51.30	Supplies and Materials
<b>Service Lead Sustainability and Climate Change</b>		<b>679.54</b>	
2015/99859250	13/02/2026	679.54	Supplies and Materials
2015/99861038	27/02/2026	560.43	Supplies and Materials
<b>City Facilities Technical Officer</b>		<b>206.71</b>	
2015/01416868	9/02/2026	11.22	Supplies and Materials
<b>Mechanical Workshop Supervisor</b>		<b>195.49</b>	
2015/01421474	20/02/2026	195.49	Supplies and Materials
<b>City Greening Supervisor</b>		<b>1,327.58</b>	
2015/00131015	5/02/2026	695.37	Supplies and Materials
2015/01564925	9/02/2026	279.20	Supplies and Materials
2015/01603284	19/02/2026	353.01	Supplies and Materials
<b>Waste Collection Supervisor</b>		<b>232.21</b>	
2015/00149973	19/02/2026	10.97	Supplies and Materials
2015/00156006	24/02/2026	201.26	Supplies and Materials
2015/01007317	12/02/2026	19.98	Supplies and Materials
<b>Senior Business Operations Team Leader</b>		<b>214.53</b>	
2160/01164513	16/02/2026	162.98	Supplies and Materials
2160/01266991	19/02/2026	51.55	Supplies and Materials
<b>Leading Hand Maintenance</b>		<b>3,033.95</b>	
2015/01340674	5/02/2026	100.96	Supplies and Materials
2015/01342398	12/02/2026	257.40	Supplies and Materials
2015/01343369	16/02/2026	275.51	Supplies and Materials
2015/01344878	23/02/2026	587.72	Supplies and Materials
2015/01423567	25/02/2026	130.11	Supplies and Materials
2015/01701897	25/02/2026	17.51	Supplies and Materials
2015/01781427	2/02/2026	123.63	Supplies and Materials
2015/01782471	3/02/2026	62.73	Supplies and Materials
2015/01782833	4/02/2026	63.67	Supplies and Materials
2015/01789444	11/02/2026	173.87	Supplies and Materials

**City of Cockburn****Bunnings PowerPass Transactions Report****Transactions Made Between 1 February - 28 February**

2015/01793427	16/02/2026	26.73	Supplies and Materials
2015/01794734	17/02/2026	22.12	Supplies and Materials
2015/01796296	19/02/2026	52.30	Supplies and Materials
2015/01796631	19/02/2026	26.99	Supplies and Materials
2160/01151310	4/02/2026	209.58	Supplies and Materials
2160/01266575	18/02/2026	206.72	Supplies and Materials
2160/01268622	24/02/2026	362.44	Supplies and Materials
2160/01269139	25/02/2026	46.56	Supplies and Materials
2160/01393669	23/02/2026	142.43	Supplies and Materials
2160/01393822	24/02/2026	144.97	Supplies and Materials

**Building Maintenance Officer****834.76**

2015/00136573	9/02/2026	61.51	Supplies and Materials
2015/00148986	18/02/2026	155.10	Supplies and Materials
2015/00157402	25/02/2026	26.51	Supplies and Materials
2015/01559421	2/02/2026	102.20	Supplies and Materials
2015/01559978	3/02/2026	12.27	Supplies and Materials
2015/01574246	19/02/2026	68.00	Supplies and Materials
2015/01581889	27/02/2026	51.34	Supplies and Materials
2015/01702871	26/02/2026	23.94	Supplies and Materials
2015/01780912	2/02/2026	56.66	Supplies and Materials
2015/01783441	4/02/2026	67.86	Supplies and Materials
2015/01788394	10/02/2026	132.04	Supplies and Materials
2015/01789133	11/02/2026	10.32	Supplies and Materials
2160/00186170	17/02/2026	67.01	Supplies and Materials

**Marina Operations Coordinator****377.36**

2015/01573481	18/02/2026	131.93	Supplies and Materials
2402/01749699	16/02/2026	245.43	Supplies and Materials

**Operations Supervisor****341.36**

2015/01415583	5/02/2026	5.80	Supplies and Materials
2015/01418309	12/02/2026	269.14	Supplies and Materials
2015/01561988	5/02/2026	66.42	Supplies and Materials

**City Facilities Manager****39.56**

2015/00140197	12/02/2026	39.56	Supplies and Materials
---------------	------------	-------	------------------------

**Community Development Officer****39.02**

2015/01694748	2/02/2026	39.02	Supplies and Materials Supplies and Materials
---------------	-----------	-------	--

**City Facilities Technical Officer****49.95**

2015/00130156	4/02/2026	49.95	Supplies and Materials
---------------	-----------	-------	------------------------

**Environmental Education Officer****584.55**

**City of Cockburn****Bunnings PowerPass Transactions Report****Transactions Made Between 1 February - 28 February**

2015/01002479	5/02/2026	213.20	Supplies and Materials
2015/01017038	27/02/2026	371.35	Supplies and Materials

---

**Total Cards - 16****8,634.60**

---

**BP Australia Pty Ltd**  
A.B.N. 53 004 085 616  
GPO Box 1621  
MELBOURNE VIC 3001



CITY OF COCKBURN  
Attention: Accounts Payable (Invoice Only) PO 067775  
PO Box 1215  
BIBRA LAKE DC PRIVATE BOXES WA 6965



**BP Australia Pty Ltd**  
 A.B.N. 53 004 085 616  
 GPO Box 1621  
 MELBOURNE VIC 3001

## BP Plus Fleet Control Report

Account Enquiries: BP Accounts Receivable Telephone: 1800 225 527



CITY OF COCKBURN  
 Accounts Payable (Invoice Only) PO  
 067775  
 PO Box 1215  
 BIBRA LAKE DC PRIVATE BOXES WA  
 6965

CITY OF COCKBURN

Account Number: **0050188034**      Customer Number: **0115405338**  
 Period Starting: **01/02/2026**      Period Ending: **28/02/2026**

Page: 1 of 36  
 Date: 28/02/2026

Card Number Vehicle/Driver	Date	Time	Purchase Location	Site No.	Receipt Number	Customer Reference	Product/Service					Odo meter (km)	KM Span	Litres/100km	Cents /km	
							Description	CPL Price	Litres	Total Exc GST (\$)	GST (\$)					Total Inc GST (\$)
7050 15405338 04250 1HTF630 2058 WHITE FORD RANGER UTILITY	02/02/26 13/02/26 24/02/26	17:52:49 10:13:50 17:46:58	SPEARWOOD SPEARWOOD SPEARWOOD	WA WA WA	6443 6443 6443	008084 008439 008788	ULT DSL	168.80	73.34	112.55	11.25	123.80	55627 56519 57396	805 892 877	9.1 8.4 8.4	15.4 14.2 14.2
							ULT DSL	169.27	74.67	114.90	11.49	126.39				
							ULT DSL	168.62	74.00	113.44	11.34	124.78				
							DIESEL		222.01	340.89	34.08	374.97				
							<b>TOTAL</b>	<b>THIS PERIOD</b>	<b>222.01</b>	<b>340.89</b>	<b>34.08</b>	<b>374.97</b>				
							<b>YEAR TO DATE</b>	361.99	548.78	54.87	603.65					
<b>Cost Centre</b>		<b>2058</b>														
							DIESEL		222.01	340.89	34.08	374.97				
							<b>TOTAL</b>	<b>THIS PERIOD</b>	<b>222.01</b>	<b>340.89</b>	<b>34.08</b>	<b>374.97</b>		<b>2574</b>	<b>8.6</b>	<b>14.6</b>
							<b>YEAR TO DATE</b>	361.99	548.78	54.87	603.65		4181	8.7	14.4	
7050 15405338 02890 1GNC833 2067 WHITE KIA SORENTO WAGON	11/02/26 25/02/26	14:08:06 07:53:09	SPEARWOOD SOUTH PERTH	WA WA	6443 6192	008377 004772	ULT DSL	169.27	57.54	88.55	8.85	97.40	128046 128714	631 668	9.1 8.7	15.4 14.7
							ULT DSL	168.62	58.12	89.09	8.91	98.00				
							DIESEL		115.66	177.64	17.76	195.40				
							<b>TOTAL</b>	<b>THIS PERIOD</b>	<b>115.66</b>	<b>177.64</b>	<b>17.76</b>	<b>195.40</b>				
							<b>YEAR TO DATE</b>	226.13	341.69	34.16	375.85					
							<b>Cost Centre</b>		<b>2067</b>							
							DIESEL		115.66	177.64	17.76	195.40				
							<b>TOTAL</b>	<b>THIS PERIOD</b>	<b>115.66</b>	<b>177.64</b>	<b>17.76</b>	<b>195.40</b>		<b>1299</b>	<b>8.9</b>	<b>15.0</b>
							<b>YEAR TO DATE</b>	226.13	341.69	34.16	375.85		2530	8.9	14.9	
7050 90000780 94207 11KP383 2078 WHITE FORD RANGER	03/02/26 24/02/26	06:53:48 14:29:32	BIBRA LAKE SPEARWOOD	WA WA	7451 6443	087283 008776	ULT DSL	170.80	69.80	108.38	10.84	119.22	18415 19199	816 784	8.6 8.7	14.6 14.7
							ULT DSL	168.62	68.15	104.47	10.45	114.92				
							DIESEL		137.95	212.85	21.29	234.14				
							<b>TOTAL</b>	<b>THIS PERIOD</b>	<b>137.95</b>	<b>212.85</b>	<b>21.29</b>	<b>234.14</b>				
							<b>YEAR TO DATE</b>	203.72	310.62	31.07	341.69					
							<b>Cost Centre</b>		<b>2078</b>							
							DIESEL		137.95	212.85	21.29	234.14				
							<b>TOTAL</b>	<b>THIS PERIOD</b>	<b>137.95</b>	<b>212.85</b>	<b>21.29</b>	<b>234.14</b>		<b>1600</b>	<b>8.6</b>	<b>14.6</b>
							<b>YEAR TO DATE</b>	203.72	310.62	31.07	341.69		2481	8.2	13.8	
7050 90000773 80409 11PR378 2098 WHITE MITSUBISHI TRITON	04/02/26 12/02/26 24/02/26	16:16:48 21:35:42 16:42:39	BIBRA LAKE CURRAMBINE BIBRA LAKE	WA WA WA	7451 6427 7451	010141 001452 011440	ULT DSL	170.80	64.25	99.76	9.98	109.74	30725 31690 32475	816 965 785	7.9 7.5 9.4	13.4 12.6 16.0
							ULT DSL	169.27	72.03	110.84	11.08	121.92				
							ULT DSL	170.62	73.46	113.95	11.39	125.34				
							<b>TOTAL</b>	<b>THIS PERIOD</b>	<b>137.95</b>	<b>212.85</b>	<b>21.29</b>	<b>234.14</b>				
							<b>YEAR TO DATE</b>	203.72	310.62	31.07	341.69					
							<b>Cost Centre</b>		<b>2078</b>							
							DIESEL		137.95	212.85	21.29	234.14				
							<b>TOTAL</b>	<b>THIS PERIOD</b>	<b>137.95</b>	<b>212.85</b>	<b>21.29</b>	<b>234.14</b>		<b>1600</b>	<b>8.6</b>	<b>14.6</b>
							<b>YEAR TO DATE</b>	203.72	310.62	31.07	341.69		2481	8.2	13.8	

Go paperless and receive your invoices and statements via email. Provide your BP Plus account number along with your email address to [aucustcare@bp.com](mailto:aucustcare@bp.com) and our team will help you make the switch. If you have paid your account via credit card, your Service Fee will appear on your summary Tax Invoice.

**Please Note:** if you are disputing a transaction, this needs to be lodged in writing within 30 days from the date of issue of this Fleet Control Report.

**BP Australia Pty Ltd**  
 A.B.N. 53 004 085 616  
 GPO Box 1621  
 MELBOURNE VIC 3001

## BP Plus Fleet Control Report



Account Enquiries: BP Accounts Receivable Telephone: 1800 225 527

CITY OF COCKBURN  
 Accounts Payable (Invoice Only) PO  
 067775  
 PO Box 1215  
 BIBRA LAKE DC PRIVATE BOXES WA  
 6965

CITY OF COCKBURN

Account Number: **0050188034**      Customer Number: **0115405338**  
 Period Starting: **01/02/2026**      Period Ending: **28/02/2026**

Page: 2 of 36  
 Date: 28/02/2026

Card Number Vehicle/Driver	Date	Time	Purchase Location	Site No.	Receipt Number	Customer Reference	Product/Service					Odo meter (km)	KM Span	Litres/100km	Cents /km	
							Description	CPL Price	Litres	Total Exc GST (\$)	GST (\$)					Total Inc GST (\$)
7050 15405338 04227 1HSW320 2166 WHITE FORD RANGER UTE	12/02/26	10:36:06	SPEARWOOD	WA	6443	008409	DIESEL	209.74	324.55	32.45	357.00					
							<b>TOTAL</b>	<b>THIS PERIOD</b>	<b>209.74</b>	<b>324.55</b>	<b>32.45</b>	<b>357.00</b>		<b>2566</b>	<b>8.2</b>	<b>13.9</b>
							<b>YEAR TO DATE</b>	411.43	629.54	62.95	692.49		5076	8.1	13.6	
							DIESEL	209.74	324.55	32.45	357.00					
							<b>TOTAL</b>	<b>THIS PERIOD</b>	<b>209.74</b>	<b>324.55</b>	<b>32.45</b>	<b>357.00</b>		<b>2566</b>	<b>8.2</b>	<b>13.9</b>
							<b>YEAR TO DATE</b>	411.43	629.54	62.95	692.49		5076	8.1	13.6	
7050 90000771 84108 1IMX846 2177 WHITE MITSUBISHI TRITON	19/02/26	11:21:51	BIBRA LAKE	WA	7451	011122	ULT DSL	169.27	66.46	102.27	10.23	112.50	64170	817	8.1	13.8
							DIESEL	66.46	102.27	10.23	112.50					
							<b>TOTAL</b>	<b>THIS PERIOD</b>	<b>66.46</b>	<b>102.27</b>	<b>10.23</b>	<b>112.50</b>		<b>817</b>	<b>8.1</b>	<b>13.8</b>
							<b>YEAR TO DATE</b>	185.79	283.01	28.30	311.31		817	22.7	38.1	
							DIESEL	66.46	102.27	10.23	112.50					
							<b>TOTAL</b>	<b>THIS PERIOD</b>	<b>66.46</b>	<b>102.27</b>	<b>10.23</b>	<b>112.50</b>		<b>817</b>	<b>8.1</b>	<b>13.8</b>
<b>YEAR TO DATE</b>	185.79	283.01	28.30	311.31		817	22.7	38.1								
7050 15405338 04235 1HTW447 2206 WHITE FORD RANGER UTILITY	04/02/26 17/02/26	14:48:21 13:23:45	BIBRA LAKE BIBRA LAKE	WA WA	7451 7451	010132 010988	ULT DSL	170.80	59.23	91.96	9.20	101.16	65932	528	11.2	19.2
							ULT DSL	171.13	50.03	77.84	7.78	85.62	66389	457	10.9	18.7
							DIESEL	65.28	101.55	10.16	111.71					
							<b>TOTAL</b>	<b>THIS PERIOD</b>	<b>65.28</b>	<b>101.55</b>	<b>10.16</b>	<b>111.71</b>		<b>1364</b>	<b>4.8</b>	<b>8.2</b>
							<b>YEAR TO DATE</b>	65.28	101.55	10.16	111.71		1364	4.8	8.2	
							DIESEL	65.28	101.55	10.16	111.71					

**BP Australia Pty Ltd**  
 A.B.N. 53 004 085 616  
 GPO Box 1621  
 MELBOURNE VIC 3001

## BP Plus Fleet Control Report



Account Enquiries: BP Accounts Receivable Telephone: 1800 225 527

CITY OF COCKBURN  
 Accounts Payable (Invoice Only) PO  
 067775  
 PO Box 1215  
 BIBRA LAKE DC PRIVATE BOXES WA  
 6965

CITY OF COCKBURN

Account Number: **0050188034**      Customer Number: **0115405338**  
 Period Starting: **01/02/2026**      Period Ending: **28/02/2026**

Page: 3 of 36  
 Date: 28/02/2026

Card Number Vehicle/Driver	Date	Time	Purchase Location	Site No.	Receipt Number	Customer Reference	Product/Service					Odo meter (km)	KM Span	Litres/100km	Cents /km		
							Description	CPL Price	Litres	Total Exc GST (\$)	GST (\$)					Total Inc GST (\$)	
Cost Centre  7050 15405338 03575 1GZQ778 2217 WHITE TOYOTA CAMRY SEDAN	18/02/26	09:23:16	SPEARWOOD	WA	6443	008571	DIESEL	109.26	169.80	16.98	186.78						
							<b>TOTAL</b>	<b>THIS PERIOD</b>	<b>109.26</b>	<b>169.80</b>	<b>16.98</b>	<b>186.78</b>		<b>985</b>	<b>11.1</b>	<b>19.0</b>	
							<b>YEAR TO DATE</b>	229.55	349.88	34.99	384.87		2156	10.6	17.9		
							DIESEL	109.26	169.80	16.98	186.78						
<b>TOTAL</b>	<b>THIS PERIOD</b>	<b>109.26</b>	<b>169.80</b>	<b>16.98</b>	<b>186.78</b>		<b>985</b>	<b>11.1</b>	<b>19.0</b>								
<b>YEAR TO DATE</b>	229.55	349.88	34.99	384.87		2156	10.6	17.9									
Cost Centre  7050 15405338 04532 1ID1923 2236 WHITE FORD RANGER	02/02/26 07/02/26 16/02/26 21/02/26	06:47:10 11:55:06 07:21:55 11:33:16	BALDIVIS BALDIVIS COCKBURN CENTRAL SINGLETON	WA WA WA WA	7374 7375 7395 1151	009514 103865 020997 002928	ULP UNM	153.36	35.63	49.67	4.97	54.64	52250	619	5.8	8.8	
							M/S		35.63	49.67	4.97	54.64					
							<b>TOTAL</b>	<b>THIS PERIOD</b>	<b>35.63</b>	<b>49.67</b>	<b>4.97</b>	<b>54.64</b>		<b>619</b>	<b>5.8</b>	<b>8.8</b>	
							<b>YEAR TO DATE</b>	107.31	149.44	14.95	164.39		1845	5.8	8.9		
M/S		35.63	49.67	4.97	54.64												
<b>TOTAL</b>	<b>THIS PERIOD</b>	<b>35.63</b>	<b>49.67</b>	<b>4.97</b>	<b>54.64</b>		<b>619</b>	<b>5.8</b>	<b>8.8</b>								
<b>YEAR TO DATE</b>	107.31	149.44	14.95	164.39		1845	5.8	8.9									
Cost Centre  7050 15405338 04052 1GMF052 2246 WHITE SUBARU OUTBACK WAGON	05/02/26	15:10:33	BIBRA LAKE	WA	7451	010219	ULT DSL	168.80	68.27	104.76	10.48	115.24	50848	592	11.5	19.5	
							ULT DSL	168.80	43.44	66.66	6.67	73.33	51335	487	8.9	15.1	
							ULT DSL	172.13	64.09	100.29	10.03	110.32	51802	467	13.7	23.6	
							ULT DSL	170.13	57.85	89.47	8.95	98.42	52375	573	10.1	17.2	
DIESEL	233.65	361.18	36.13	397.31													
<b>TOTAL</b>	<b>THIS PERIOD</b>	<b>233.65</b>	<b>361.18</b>	<b>36.13</b>	<b>397.31</b>		<b>2119</b>	<b>11.0</b>	<b>18.7</b>								
<b>YEAR TO DATE</b>	535.75	814.08	81.42	895.50		4221	12.7	21.2									
DIESEL	233.65	361.18	36.13	397.31													
<b>TOTAL</b>	<b>THIS PERIOD</b>	<b>233.65</b>	<b>361.18</b>	<b>36.13</b>	<b>397.31</b>		<b>2119</b>	<b>11.0</b>	<b>18.7</b>								
<b>YEAR TO DATE</b>	535.75	814.08	81.42	895.50		4221	12.7	21.2									
ULSD G10	169.80	42.22	65.17	6.52	71.69		101485	445	9.5	16.1							

**BP Australia Pty Ltd**  
 A.B.N. 53 004 085 616  
 GPO Box 1621  
 MELBOURNE VIC 3001

## BP Plus Fleet Control Report



Account Enquiries: BP Accounts Receivable Telephone: 1800 225 527

CITY OF COCKBURN  
 Accounts Payable (Invoice Only) PO  
 067775  
 PO Box 1215  
 BIBRA LAKE DC PRIVATE BOXES WA  
 6965

CITY OF COCKBURN

Account Number: **0050188034**      Customer Number: **0115405338**  
 Period Starting: **01/02/2026**      Period Ending: **28/02/2026**

Page: 4 of 36  
 Date: 28/02/2026

Card Number Vehicle/Driver	Date	Time	Purchase Location	Site No.	Receipt Number	Customer Reference	Product/Service					Odo meter (km)	KM Span	Litres/100km	Cents /km	
							Description	CPL Price	Litres	Total Exc GST (\$)	GST (\$)					Total Inc GST (\$)
Cost Centre  7050 90000781 16489 1ICB465 2297 FORD RANGER WHITE	04/02/26 26/02/26	16:10:08 10:34:28	BIBRA LAKE BIBRA LAKE	WA WA	7451 7451	010140 011586	DIESEL	42.22	65.17	6.52	71.69					
							<b>TOTAL</b>	<b>THIS PERIOD</b>	<b>42.22</b>	<b>65.17</b>	<b>6.52</b>	<b>71.69</b>		<b>445</b>	<b>9.5</b>	<b>16.1</b>
								<b>YEAR TO DATE</b>	74.55	113.72	11.37	125.09		785	9.5	15.9
							DIESEL	42.22	65.17	6.52	71.69					
<b>TOTAL</b>	<b>THIS PERIOD</b>	<b>42.22</b>	<b>65.17</b>	<b>6.52</b>	<b>71.69</b>		<b>445</b>	<b>9.5</b>	<b>16.1</b>							
	<b>YEAR TO DATE</b>	74.55	113.72	11.37	125.09		785	9.5	15.9							
Cost Centre  7050 15405338 04169 1HR950 2308 WHITE FORD RANGER UTE	10/02/26 19/02/26 27/02/26	12:58:58 07:11:01 14:33:22	BIBRA LAKE BIBRA LAKE BIBRA LAKE	WA WA WA	7451 7451 7451	087556 011101 088400	ULSD G10	169.80	72.64	112.13	11.21	123.34	19815	810	9.0	15.2
							ULSD G10	169.62	75.40	116.27	11.63	127.90	20600	785	9.6	16.3
							DIESEL	148.04	228.40	22.84	251.24					
							<b>TOTAL</b>	<b>THIS PERIOD</b>	<b>148.04</b>	<b>228.40</b>	<b>22.84</b>	<b>251.24</b>		<b>1595</b>	<b>9.3</b>	<b>15.8</b>
	<b>YEAR TO DATE</b>	148.04	228.40	22.84	251.24		1595	9.3	15.8							
DIESEL	148.04	228.40	22.84	251.24												
<b>TOTAL</b>	<b>THIS PERIOD</b>	<b>148.04</b>	<b>228.40</b>	<b>22.84</b>	<b>251.24</b>		<b>1595</b>	<b>9.3</b>	<b>15.8</b>							
	<b>YEAR TO DATE</b>	148.04	228.40	22.84	251.24		1595	9.3	15.8							
ULT DSL	171.27	74.76	116.40	11.64	128.04	72550	890	8.4	14.4							
ULT DSL	172.13	79.26	124.03	12.40	136.43	73480	930	8.5	14.7							
ULT DSL	170.62	65.87	102.17	10.22	112.39	74260	780	8.4	14.4							
DIESEL	219.89	342.60	34.26	376.86												
<b>TOTAL</b>	<b>THIS PERIOD</b>	<b>219.89</b>	<b>342.60</b>	<b>34.26</b>	<b>376.86</b>		<b>2600</b>	<b>8.5</b>	<b>14.5</b>							
	<b>YEAR TO DATE</b>	420.64	647.20	64.72	711.92		5060	8.3	14.1							
Cost Centre  7050 90000771 87606 1INV015 2318 WHITE MITSUBISHI TRITON	13/02/26 25/02/26	21:10:28 09:30:10	COCKBURN CENTRAL BIBRA LAKE	WA WA	7395 7451	020906 088231	ULT DSL	171.27	67.90	105.72	10.57	116.29	15766	783	8.7	14.9
							ULSD G10	169.62	51.90	80.03	8.00	88.03	2349			
							DIESEL	219.89	342.60	34.26	376.86					
							<b>TOTAL</b>	<b>THIS PERIOD</b>	<b>219.89</b>	<b>342.60</b>	<b>34.26</b>	<b>376.86</b>		<b>2600</b>	<b>8.5</b>	<b>14.5</b>
	<b>YEAR TO DATE</b>	420.64	647.20	64.72	711.92		5060	8.3	14.1							

**BP Australia Pty Ltd**  
 A.B.N. 53 004 085 616  
 GPO Box 1621  
 MELBOURNE VIC 3001

## BP Plus Fleet Control Report



Account Enquiries: BP Accounts Receivable Telephone: 1800 225 527

CITY OF COCKBURN  
 Accounts Payable (Invoice Only) PO  
 067775  
 PO Box 1215  
 BIBRA LAKE DC PRIVATE BOXES WA  
 6965

CITY OF COCKBURN

Account Number: **0050188034**      Customer Number: **0115405338**  
 Period Starting: **01/02/2026**      Period Ending: **28/02/2026**

Page: 5 of 36  
 Date: 28/02/2026

Card Number Vehicle/Driver	Date	Time	Purchase Location	Site No.	Receipt Number	Customer Reference	Product/Service					Odo meter (km)	KM Span	Litres/100km	Cents /km	
							Description	CPL Price	Litres	Total Exc GST (\$)	GST (\$)					Total Inc GST (\$)
7050 15405338 04219 1HSW321 2329 WHITE FORD RANGER UTE	17/02/26	14:08:01	BIBRA LAKE WA	7451	087834		DIESEL		119.80	185.75	18.57	204.32				
							<b>TOTAL</b>	<b>THIS PERIOD</b>	<b>119.80</b>	<b>185.75</b>	<b>18.57</b>	<b>204.32</b>		<b>783</b>	<b>15.3</b>	<b>26.1</b>
							<b>YEAR TO DATE</b>	248.14	380.07	38.00	418.07		783	31.7	53.4	
							DIESEL		119.80	185.75	18.57	204.32				
7050 90000774 10545 1HLQ161 2336 WHITE FORD RANGER UTILITY	25/02/26	13:43:18	BIBRA LAKE WA	7451	011509		<b>TOTAL</b>	<b>THIS PERIOD</b>	<b>119.80</b>	<b>185.75</b>	<b>18.57</b>	<b>204.32</b>		<b>783</b>	<b>15.3</b>	<b>26.1</b>
							<b>YEAR TO DATE</b>	248.14	380.07	38.00	418.07		783	31.7	53.4	
							ULT DSL	172.13	64.64	101.15	10.11	111.26	24948	608	10.6	18.3
							DIESEL		64.64	101.15	10.11	111.26				
7050 15405338 03526 1GYO863 2355 WHITE FORD RANGER UTILITY	10/02/26	16:15:52	BIBRA LAKE WA	7451	087577		<b>TOTAL</b>	<b>THIS PERIOD</b>	<b>64.64</b>	<b>101.15</b>	<b>10.11</b>	<b>111.26</b>		<b>608</b>	<b>10.6</b>	<b>18.3</b>
							<b>YEAR TO DATE</b>	187.58	287.69	28.77	316.46		1727	10.9	18.3	
							ULT DSL	170.62	70.48	109.33	10.93	120.26	46533			
							DIESEL		70.48	109.33	10.93	120.26				

**BP Australia Pty Ltd**  
 A.B.N. 53 004 085 616  
 GPO Box 1621  
 MELBOURNE VIC 3001

## BP Plus Fleet Control Report



Account Enquiries: BP Accounts Receivable Telephone: 1800 225 527

CITY OF COCKBURN  
 Accounts Payable (Invoice Only) PO  
 067775  
 PO Box 1215  
 BIBRA LAKE DC PRIVATE BOXES WA  
 6965

CITY OF COCKBURN

Account Number: **0050188034**      Customer Number: **0115405338**  
 Period Starting: **01/02/2026**      Period Ending: **28/02/2026**

Page: 6 of 36  
 Date: 28/02/2026

Card Number Vehicle/Driver	Date	Time	Purchase Location	Site No.	Receipt Number	Customer Reference	Product/Service					Odo meter (km)	KM Span	Litres/100km	Cents /km	
							Description	CPL Price	Litres	Total Exc GST (\$)	GST (\$)					Total Inc GST (\$)
Cost Centre  7050 15405338 04276 HUL718 2388 WHITE FORD RANGER UTE	03/02/26 11/02/26 18/02/26	08:31:49 08:44:19 11:03:08	BIBRA LAKE BIBRA LAKE BIBRA LAKE	WA WA WA	7451 7451 7451	087294 010582 011036	DIESEL	45.96	71.55	7.16	78.71					
							<b>TOTAL</b>	<b>THIS PERIOD</b>	<b>45.96</b>	<b>71.55</b>	<b>7.16</b>	<b>78.71</b>		<b>437</b>	<b>10.5</b>	<b>18.0</b>
								<b>YEAR TO DATE</b>	101.64	155.16	15.52	170.68		956	10.6	17.9
							DIESEL	45.96	71.55	7.16	78.71					
							<b>TOTAL</b>	<b>THIS PERIOD</b>	<b>45.96</b>	<b>71.55</b>	<b>7.16</b>	<b>78.71</b>		<b>437</b>	<b>10.5</b>	<b>18.0</b>
								<b>YEAR TO DATE</b>	101.64	155.16	15.52	170.68		956	10.6	17.9
Cost Centre  7050 15405338 04490 11CH248 2398 FORD RANGER WHITE	16/02/26	09:16:08	BIBRA LAKE	WA	7451	010898	ULT DSL	170.80	61.34	95.25	9.52	104.77	52822	562	10.9	18.6
							ULT DSL	171.27	61.63	95.95	9.60	105.55	53565	743	8.3	14.2
							ULT DSL	172.13	50.68	79.31	7.93	87.24	54136	571	8.9	15.3
							DIESEL	173.65	270.51	27.05	297.56					
							<b>TOTAL</b>	<b>THIS PERIOD</b>	<b>173.65</b>	<b>270.51</b>	<b>27.05</b>	<b>297.56</b>		<b>1876</b>	<b>9.3</b>	<b>15.9</b>
								<b>YEAR TO DATE</b>	308.86	473.77	47.37	521.14		3423	9.0	15.2
							DIESEL	173.65	270.51	27.05	297.56					
							<b>TOTAL</b>	<b>THIS PERIOD</b>	<b>173.65</b>	<b>270.51</b>	<b>27.05</b>	<b>297.56</b>		<b>1876</b>	<b>9.3</b>	<b>15.9</b>
								<b>YEAR TO DATE</b>	308.86	473.77	47.37	521.14		3423	9.0	15.2
Cost Centre  7050 15405338 04359 1GYZ376 2407 WHITE MITSUBISHI TRITON UTE	04/02/26 17/02/26	08:09:39 16:30:44	NAVAL BASE BIBRA LAKE	WA WA	7770 7451	067731 011000	ULT DSL	172.13	65.04	101.77	10.18	111.95	36858	725	9.0	15.4
							DIESEL	65.04	101.77	10.18	111.95					
							<b>TOTAL</b>	<b>THIS PERIOD</b>	<b>65.04</b>	<b>101.77</b>	<b>10.18</b>	<b>111.95</b>		<b>725</b>	<b>9.0</b>	<b>15.4</b>
								<b>YEAR TO DATE</b>	127.01	195.02	19.51	214.53		1373	9.3	15.6
							DIESEL	65.04	101.77	10.18	111.95					
							<b>TOTAL</b>	<b>THIS PERIOD</b>	<b>65.04</b>	<b>101.77</b>	<b>10.18</b>	<b>111.95</b>		<b>725</b>	<b>9.0</b>	<b>15.4</b>
								<b>YEAR TO DATE</b>	127.01	195.02	19.51	214.53		1373	9.3	15.6
							ULT DSL	168.80	63.33	97.18	9.72	106.90	92405	322	19.7	33.2
							ULT DSL	172.13	61.48	96.21	9.62	105.83	92747	342	18.0	30.9

**BP Australia Pty Ltd**  
 A.B.N. 53 004 085 616  
 GPO Box 1621  
 MELBOURNE VIC 3001

## BP Plus Fleet Control Report

Account Enquiries: BP Accounts Receivable Telephone: 1800 225 527



CITY OF COCKBURN  
 Accounts Payable (Invoice Only) PO  
 067775  
 PO Box 1215  
 BIBRA LAKE DC PRIVATE BOXES WA  
 6965

CITY OF COCKBURN

Account Number: **0050188034**      Customer Number: **0115405338**  
 Period Starting: **01/02/2026**      Period Ending: **28/02/2026**

Page: 7 of 36  
 Date: 28/02/2026

Card Number Vehicle/Driver	Date	Time	Purchase Location		Site No.	Receipt Number	Customer Reference	Product/Service					Odo meter (km)	KM Span	Litres/ 100km	Cents /km		
								Description	CPL Price	Litres	Total Exc GST (\$)	GST (\$)					Total Inc GST (\$)	
<b>Cost Centre</b>			<b>2407</b>					DIESEL		124.81	193.39	19.34	212.73					
								<b>TOTAL</b>	<b>THIS PERIOD</b>	<b>124.81</b>	<b>193.39</b>	<b>19.34</b>	<b>212.73</b>		<b>664</b>	<b>18.8</b>	<b>32.0</b>	
								<b>YEAR TO DATE</b>	300.80	458.18	45.82	504.00		1711	17.6	29.5		
								DIESEL		124.81	193.39	19.34	212.73					
			<b>2407</b>					<b>TOTAL</b>	<b>THIS PERIOD</b>	<b>124.81</b>	<b>193.39</b>	<b>19.34</b>	<b>212.73</b>		<b>664</b>	<b>18.8</b>	<b>32.0</b>	
			<b>2407</b>					<b>YEAR TO DATE</b>	300.80	458.18	45.82	504.00		1711	17.6	29.5		
<b>Cost Centre</b>	03/02/26 07/02/26 12/02/26 17/02/26 20/02/26	14:00:35 12:55:11 11:45:18 07:53:10 07:30:40	BIBRA LAKE BIBRA LAKE COCKBURN CENTRAL COCKBURN CENTRAL COCKBURN CENTRAL		WA WA WA WA WA	7451 7451 7395 7395 7395	010040 010378 020780 082786 021315	ULT DSL	170.80	62.94	97.73	9.77	107.50	40016	699	9.0	15.4	
								ULT DSL	170.80	81.55	126.62	12.66	139.28	40931	915	8.9	15.2	
								ULT DSL	171.27	65.63	102.18	10.22	112.40	41725	794	8.3	14.2	
								ULT DSL	172.13	43.99	68.84	6.88	75.72	42179	454	9.7	16.7	
								ULT DSL	172.13	47.49	74.31	7.43	81.74	42733	554	8.6	14.8	
								DIESEL		301.60	469.68	46.96	516.64					
								<b>TOTAL</b>	<b>THIS PERIOD</b>	<b>301.60</b>	<b>469.68</b>	<b>46.96</b>	<b>516.64</b>		<b>3416</b>	<b>8.8</b>	<b>15.1</b>	
								<b>YEAR TO DATE</b>	677.94	1,037.23	103.72	1,140.95		7210	9.4	15.8		
								DIESEL		301.60	469.68	46.96	516.64					
											<b>2419</b>					<b>TOTAL</b>	<b>THIS PERIOD</b>	<b>301.60</b>
			<b>2419</b>					<b>YEAR TO DATE</b>	677.94	1,037.23	103.72	1,140.95		7210	9.4	15.8		
<b>Cost Centre</b>	07/02/26 20/02/26	08:35:40 14:19:13	SUCCESS BIBRA LAKE		WA WA	5992 7451	054909 088047	ULT DSL	168.80	76.02	116.65	11.67	128.32	14385	664	11.4	19.3	
								ULT DSL	172.13	71.77	112.31	11.23	123.54	150036				
								DIESEL		147.79	228.96	22.90	251.86					
								<b>TOTAL</b>	<b>THIS PERIOD</b>	<b>147.79</b>	<b>228.96</b>	<b>22.90</b>	<b>251.86</b>		<b>664</b>	<b>22.3</b>	<b>37.9</b>	
								<b>YEAR TO DATE</b>	363.71	551.80	55.19	606.99		2585	14.1	23.5		
								DIESEL		147.79	228.96	22.90	251.86					
			<b>2439</b>					<b>TOTAL</b>	<b>THIS PERIOD</b>	<b>147.79</b>	<b>228.96</b>	<b>22.90</b>	<b>251.86</b>		<b>664</b>	<b>22.3</b>	<b>37.9</b>	
			<b>2439</b>					<b>YEAR TO DATE</b>	363.71	551.80	55.19	606.99		2585	14.1	23.5		
<b>Cost Centre</b>	09/02/26 24/02/26	17:38:35 08:35:55	BIBRA LAKE BIBRA LAKE		WA WA	7451 7451	087503 011385	ULT DSL	171.27	55.40	86.25	8.63	94.88	11603	430	12.9	22.1	
								ULT DSL	170.62	67.87	105.27	10.53	115.80	12093	490	13.9	23.6	

**BP Australia Pty Ltd**  
 A.B.N. 53 004 085 616  
 GPO Box 1621  
 MELBOURNE VIC 3001

## BP Plus Fleet Control Report



Account Enquiries: BP Accounts Receivable Telephone: 1800 225 527

CITY OF COCKBURN  
 Accounts Payable (Invoice Only) PO  
 067775  
 PO Box 1215  
 BIBRA LAKE DC PRIVATE BOXES WA  
 6965

CITY OF COCKBURN

Account Number: **0050188034**      Customer Number: **0115405338**  
 Period Starting: **01/02/2026**      Period Ending: **28/02/2026**

Page: 8 of 36  
 Date: 28/02/2026

Card Number Vehicle/Driver	Date	Time	Purchase Location		Site No.	Receipt Number	Customer Reference	Product/Service					Odo meter (km)	KM Span	Litres/ 100km	Cents /km	
								Description	CPL Price	Litres	Total Exc GST (\$)	GST (\$)					Total Inc GST (\$)
7050 90000774 56704 11PR377 2458 WHITE FORD RANGER	25/02/26	08:45:49	PIARA WATERS	WA	1110	005792		DIESEL		123.27	191.52	19.16	210.68				
								<b>TOTAL</b>	<b>THIS PERIOD</b>	<b>123.27</b>	<b>191.52</b>	<b>19.16</b>	<b>210.68</b>		<b>920</b>	<b>13.4</b>	<b>22.9</b>
									<b>YEAR TO DATE</b>	333.67	509.33	50.94	560.27		2601	12.8	21.5
								DIESEL		123.27	191.52	19.16	210.68				
								<b>TOTAL</b>	<b>THIS PERIOD</b>	<b>123.27</b>	<b>191.52</b>	<b>19.16</b>	<b>210.68</b>		<b>920</b>	<b>13.4</b>	<b>22.9</b>
									<b>YEAR TO DATE</b>	333.67	509.33	50.94	560.27		2601	12.8	21.5
7050 90000776 04873 11R1594 2468 WHITE FORD RANGER	18/02/26	07:01:26	COCKBURN CENTRAL	WA	7395	082821		ULT DSL	168.62	57.99	88.89	8.89	97.78	2792	603	9.6	16.2
								DIESEL		57.99	88.89	8.89	97.78				
								<b>TOTAL</b>	<b>THIS PERIOD</b>	<b>57.99</b>	<b>88.89</b>	<b>8.89</b>	<b>97.78</b>		<b>603</b>	<b>9.6</b>	<b>16.2</b>
									<b>YEAR TO DATE</b>	118.14	178.31	17.83	196.14		1728	6.8	11.4
								DIESEL		57.99	88.89	8.89	97.78				
								<b>TOTAL</b>	<b>THIS PERIOD</b>	<b>57.99</b>	<b>88.89</b>	<b>8.89</b>	<b>97.78</b>		<b>603</b>	<b>9.6</b>	<b>16.2</b>
	<b>YEAR TO DATE</b>	118.14	178.31	17.83	196.14		1728	6.8	11.4								
7050 90000780 68623 1HM1124 2497 WHITE FORD RANGER	11/02/26 24/02/26	07:52:19 14:49:14	BIBRA LAKE BIBRA LAKE	WA WA	7451 7451	010576 088193		ULT DSL	171.27	68.82	107.15	10.72	117.87	66891	662	10.4	17.8
								ULT DSL	170.62	67.68	104.98	10.50	115.48	67520	629	10.8	18.4
								DIESEL		62.66	98.05	9.81	107.86				
								<b>TOTAL</b>	<b>THIS PERIOD</b>	<b>62.66</b>	<b>98.05</b>	<b>9.81</b>	<b>107.86</b>		<b>561</b>	<b>11.2</b>	<b>19.2</b>
									<b>YEAR TO DATE</b>	180.73	275.75	27.58	303.33		1703	10.6	17.8
								DIESEL		62.66	98.05	9.81	107.86				
<b>TOTAL</b>	<b>THIS PERIOD</b>	<b>62.66</b>	<b>98.05</b>	<b>9.81</b>	<b>107.86</b>		<b>561</b>	<b>11.2</b>	<b>19.2</b>								
	<b>YEAR TO DATE</b>	180.73	275.75	27.58	303.33		1703	10.6	17.8								

**BP Australia Pty Ltd**  
 A.B.N. 53 004 085 616  
 GPO Box 1621  
 MELBOURNE VIC 3001

## BP Plus Fleet Control Report

Account Enquiries: BP Accounts Receivable Telephone: 1800 225 527



CITY OF COCKBURN  
 Accounts Payable (Invoice Only) PO  
 067775  
 PO Box 1215  
 BIBRA LAKE DC PRIVATE BOXES WA  
 6965

CITY OF COCKBURN

Account Number: **0050188034**      Customer Number: **0115405338**  
 Period Starting: **01/02/2026**      Period Ending: **28/02/2026**

Page: 9 of 36  
 Date: 28/02/2026

Card Number Vehicle/Driver	Date	Time	Purchase Location	Site No.	Receipt Number	Customer Reference	Product/Service					Odo meter (km)	KM Span	Litres/100km	Cents /km			
							Description	CPL Price	Litres	Total Exc GST (\$)	GST (\$)					Total Inc GST (\$)		
Cost Centre  7050 90000768 87727 11ML915 2508 WHITE FORD RANGER	04/02/26 19/02/26	08:26:12 18:02:18	PIARA WATERS SPEARWOOD	WA WA	1110 6443	004695 008621	DIESEL	136.50	212.13	21.22	233.35							
							<b>TOTAL</b>	<b>THIS PERIOD</b>	<b>136.50</b>	<b>212.13</b>	<b>21.22</b>	<b>233.35</b>		<b>1291</b>	<b>10.6</b>	<b>18.1</b>		
								<b>YEAR TO DATE</b>	321.57	490.83	49.09	539.92		2446	13.1	22.1		
							DIESEL	136.50	212.13	21.22	233.35							
							<b>TOTAL</b>	<b>THIS PERIOD</b>	<b>136.50</b>	<b>212.13</b>	<b>21.22</b>	<b>233.35</b>		<b>1291</b>	<b>10.6</b>	<b>18.1</b>		
								<b>YEAR TO DATE</b>	321.57	490.83	49.09	539.92		2446	13.1	22.1		
Cost Centre  7050 15405338 04110 1HPF979 2523 ISUZU D-MAX UTILITY	07/02/26	19:20:57	SUCCESS	WA	5992	033186	ULT DSL	166.90 P	66.11	100.31	10.03	110.34	15659	732	9.0	15.1		
							ULT DSL	170.13	72.20	111.66	11.17	122.83	16464	805	9.0	15.3		
							DIESEL	138.31	211.97	21.20	233.17							
							<b>TOTAL</b>	<b>THIS PERIOD</b>	<b>138.31</b>	<b>211.97</b>	<b>21.20</b>	<b>233.17</b>		<b>1537</b>	<b>9.0</b>	<b>15.2</b>		
								<b>YEAR TO DATE</b>	211.39	320.62	32.06	352.68		2386	8.9	14.8		
							DIESEL	138.31	211.97	21.20	233.17							
							<b>TOTAL</b>	<b>THIS PERIOD</b>	<b>138.31</b>	<b>211.97</b>	<b>21.20</b>	<b>233.17</b>		<b>1537</b>	<b>9.0</b>	<b>15.2</b>		
								<b>YEAR TO DATE</b>	211.39	320.62	32.06	352.68		2386	8.9	14.8		
Cost Centre  7050 90000769 77148 11ML918 2538 WHITE MITSUBISHI TRITON	01/02/26 19/02/26	19:27:15 17:55:48	PIARA WATERS COCKBURN CENTRAL	WA WA	1110 7395	004561 082864	ULT DSL	168.80	39.75	61.00	6.10	67.10	8440	1203	3.3	5.6		
							DIESEL	39.75	61.00	6.10	67.10							
							<b>TOTAL</b>	<b>THIS PERIOD</b>	<b>39.75</b>	<b>61.00</b>	<b>6.10</b>	<b>67.10</b>		<b>1203</b>	<b>3.3</b>	<b>5.6</b>		
								<b>YEAR TO DATE</b>	39.75	61.00	6.10	67.10		1203	3.3	5.6		
							DIESEL	39.75	61.00	6.10	67.10							
							<b>TOTAL</b>	<b>THIS PERIOD</b>	<b>39.75</b>	<b>61.00</b>	<b>6.10</b>	<b>67.10</b>		<b>1203</b>	<b>3.3</b>	<b>5.6</b>		
								<b>YEAR TO DATE</b>	39.75	61.00	6.10	67.10		1203	3.3	5.6		
							ULT DSL	166.84	73.80	111.94	11.19	123.13	777					
							ULT DSL	172.13	72.62	113.64	11.36	125.00	777					

**BP Australia Pty Ltd**  
 A.B.N. 53 004 085 616  
 GPO Box 1621  
 MELBOURNE VIC 3001

## BP Plus Fleet Control Report



Account Enquiries: BP Accounts Receivable Telephone: 1800 225 527

CITY OF COCKBURN  
 Accounts Payable (Invoice Only) PO  
 067775  
 PO Box 1215  
 BIBRA LAKE DC PRIVATE BOXES WA  
 6965

CITY OF COCKBURN

Account Number: **0050188034**      Customer Number: **0115405338**  
 Period Starting: **01/02/2026**      Period Ending: **28/02/2026**

Page: 10 of 36  
 Date: 28/02/2026

Card Number Vehicle/Driver	Date	Time	Purchase Location	Site No.	Receipt Number	Customer Reference	Product/Service					Odo meter (km)	KM Span	Litres/100km	Cents /km			
							Description	CPL Price	Litres	Total Exc GST (\$)	GST (\$)					Total Inc GST (\$)		
Cost Centre  7050 90000765 36639 1UD383 2566 WHITE FORD RANGER	10/02/26	17:33:56	CANNING VALE	WA	9073	030714	DIESEL		146.42	225.58	22.55	248.13						
							<b>TOTAL</b>	<b>THIS PERIOD</b>	<b>146.42</b>	<b>225.58</b>	<b>22.55</b>	<b>248.13</b>						
								<b>YEAR TO DATE</b>	215.09	329.66	32.96	362.62						
Cost Centre  7050 15405338 04094 1HPP327 2575 WHITE ISUZU D-MAX UTE	06/02/26 20/02/26	06:33:40 13:20:28	BIBRA LAKE BIBRA LAKE	WA WA	7451 7451	010256 011225	ULT DSL	168.90 P	76.43	117.35	11.74	129.09	777					
							DIESEL		76.43	117.35	11.74	129.09						
							<b>TOTAL</b>	<b>THIS PERIOD</b>	<b>76.43</b>	<b>117.35</b>	<b>11.74</b>	<b>129.09</b>						
								<b>YEAR TO DATE</b>	138.21	209.76	20.98	230.74		425	32.5	54.3		
Cost Centre  7050 90000769 68188 1IMB041 2597 WHITE FORD RANGER	03/02/26 12/02/26 20/02/26	11:07:49 08:44:33 10:33:33	BIBRA LAKE BIBRA LAKE BIBRA LAKE	WA WA WA	7451 7451 7451	010022 087658 088030	ULT DSL	170.80	67.06	104.13	10.41	114.54	69297	625	10.7	18.3		
							ULSD G10	171.13	53.98	83.98	8.40	92.38	69800	503	10.7	18.4		
							DIESEL		121.04	188.11	18.81	206.92						
							<b>TOTAL</b>	<b>THIS PERIOD</b>	<b>121.04</b>	<b>188.11</b>	<b>18.81</b>	<b>206.92</b>		<b>1128</b>	<b>10.7</b>	<b>18.3</b>		
	<b>YEAR TO DATE</b>	255.95	391.65	39.16	430.81		2450	10.4	17.6									
							DIESEL		121.04	188.11	18.81	206.92						
							<b>TOTAL</b>	<b>THIS PERIOD</b>	<b>121.04</b>	<b>188.11</b>	<b>18.81</b>	<b>206.92</b>		<b>1128</b>	<b>10.7</b>	<b>18.3</b>		
							<b>YEAR TO DATE</b>	255.95	391.65	39.16	430.81		2450	10.4	17.6			
							ULSD G10	169.80	61.77	95.35	9.53	104.88	19029	578	10.7	18.1		
							ULSD G10	170.27	53.06	82.13	8.21	90.34	19549	520	10.2	17.4		
							ULSD G10	171.13	58.53	91.05	9.11	100.16	20122	573	10.2	17.5		

**BP Australia Pty Ltd**  
 A.B.N. 53 004 085 616  
 GPO Box 1621  
 MELBOURNE VIC 3001

## BP Plus Fleet Control Report

Account Enquiries: BP Accounts Receivable Telephone: 1800 225 527



CITY OF COCKBURN  
 Accounts Payable (Invoice Only) PO  
 067775  
 PO Box 1215  
 BIBRA LAKE DC PRIVATE BOXES WA  
 6965

CITY OF COCKBURN

Account Number: **0050188034**      Customer Number: **0115405338**  
 Period Starting: **01/02/2026**      Period Ending: **28/02/2026**

Page: 11 of 36  
 Date: 28/02/2026

Card Number Vehicle/Driver	Date	Time	Purchase Location	Site No.	Receipt Number	Customer Reference	Product/Service					Odo meter (km)	KM Span	Litres/100km	Cents /km	
							Description	CPL Price	Litres	Total Exc GST (\$)	GST (\$)					Total Inc GST (\$)
Cost Centre  7050 90000766 04643 1HOK040 2606 WHITE FORD RANGER UTILITY	09/02/26 19/02/26	09:59:54 12:13:35	BIBRA LAKE BIBRA LAKE	WA WA	7451 7451	010449 011135	DIESEL		173.36	268.53	26.85	295.38				
							<b>TOTAL</b>	<b>THIS PERIOD</b>	<b>173.36</b>	<b>268.53</b>	<b>26.85</b>	<b>295.38</b>		<b>1671</b>	<b>10.4</b>	<b>17.7</b>
								<b>YEAR TO DATE</b>	302.90	462.98	46.29	509.27		2954	10.3	17.2
							DIESEL		173.36	268.53	26.85	295.38				
Cost Centre  7050 15405338 04292 1HVF574 2618 WHITE VOLKSWAGEN CADDY VAN	10/02/26 25/02/26	14:44:39 09:47:12	BIBRA LAKE BIBRA LAKE	WA WA	7451 7451	087561 088233	ULT DSL	171.27	67.75	105.48	10.55	116.03	33325	424	16.0	27.4
							ULT DSL	172.13	60.82	95.17	9.52	104.69	33721	396	15.4	26.4
							DIESEL		128.57	200.65	20.07	220.72				
							<b>TOTAL</b>	<b>THIS PERIOD</b>	<b>128.57</b>	<b>200.65</b>	<b>20.07</b>	<b>220.72</b>		<b>820</b>	<b>15.7</b>	<b>26.9</b>
	<b>YEAR TO DATE</b>	194.55	299.72	29.98	329.70		1224	15.9	26.9							
Cost Centre  7050 15405338 04417 1GRB219 2626 WHITE MITSUBISHI TRITON UTE	04/02/26 23/02/26	14:03:15 13:16:57	BIBRA LAKE BIBRA LAKE	WA WA	7451 7451	010123 011326	ULSD G10	170.27	50.98	78.91	7.89	86.80	36834	697	7.3	12.5
							ULT DSL	170.62	48.80	75.69	7.57	83.26	777			
							DIESEL		99.78	154.60	15.46	170.06				
							<b>TOTAL</b>	<b>THIS PERIOD</b>	<b>99.78</b>	<b>154.60</b>	<b>15.46</b>	<b>170.06</b>		<b>697</b>	<b>14.3</b>	<b>24.4</b>
	<b>YEAR TO DATE</b>	200.78	305.33	30.54	335.87		2165	9.3	15.5							

**BP Australia Pty Ltd**  
 A.B.N. 53 004 085 616  
 GPO Box 1621  
 MELBOURNE VIC 3001

## BP Plus Fleet Control Report

Account Enquiries: BP Accounts Receivable Telephone: 1800 225 527



CITY OF COCKBURN  
 Accounts Payable (Invoice Only) PO  
 067775  
 PO Box 1215  
 BIBRA LAKE DC PRIVATE BOXES WA  
 6965

CITY OF COCKBURN

Account Number: **0050188034**  
 Period Starting: **01/02/2026**

Customer Number: **0115405338**  
 Period Ending: **28/02/2026**

Page: 12 of 36  
 Date: 28/02/2026

Card Number Vehicle/Driver	Date	Time	Purchase Location	Site No.	Receipt Number	Customer Reference	Product/Service					Odo meter (km)	KM Span	Litres/100km	Cents /km		
							Description	CPL Price	Litres	Total Exc GST (\$)	GST (\$)					Total Inc GST (\$)	
Cost Centre  7050 15405338 04029 1HOA671 2646 WHITE MITSUBISHI TRITON	31/01/26 05/02/26 26/02/26	11:42:03 23:36:29 16:37:26	SUCCESS SPEARWOOD BIBRA LAKE	WA WA WA	5992 6443 7451	054631 008195 011601	DIESEL	102.20	157.68	15.76	173.44						
							<b>TOTAL</b>										
							<b>THIS PERIOD</b>	<b>102.20</b>	<b>157.68</b>	<b>15.76</b>	<b>173.44</b>			<b>500</b>	<b>20.4</b>	<b>34.7</b>	
							<b>YEAR TO DATE</b>	191.69	291.77	29.17	320.94			1100	17.4	29.2	
							DIESEL	102.20	157.68	15.76	173.44						
<b>TOTAL</b>																	
<b>THIS PERIOD</b>	<b>102.20</b>	<b>157.68</b>	<b>15.76</b>	<b>173.44</b>			<b>500</b>	<b>20.4</b>	<b>34.7</b>								
<b>YEAR TO DATE</b>	191.69	291.77	29.17	320.94			1100	17.4	29.2								
Cost Centre  7050 15405338 04037 1HOQ717 2656 FORD RANGER XL SC	09/02/26 16/02/26 27/02/26	10:31:03 08:36:03 10:10:46	COCKBURN CENTRAL COCKBURN CENTRAL COCKBURN CENTRAL	WA WA WA	7395 7395 7395	020512 021011 021771	ULT DSL	166.84	66.34	100.62	10.06	110.68	68697				
							ULT DSL	168.80	63.08	96.80	9.68	106.48	69368	671	9.4	15.9	
							ULSD G10	169.62	63.04	97.21	9.72	106.93	70000	632	10.0	16.9	
							DIESEL	192.46	294.63	29.46	324.09						
							<b>TOTAL</b>										
<b>THIS PERIOD</b>	<b>192.46</b>	<b>294.63</b>	<b>29.46</b>	<b>324.09</b>			<b>1303</b>	<b>14.8</b>	<b>24.9</b>								
<b>YEAR TO DATE</b>	254.10	386.83	38.68	425.51			1303	19.5	32.7								
DIESEL	192.46	294.63	29.46	324.09													
<b>TOTAL</b>																	
<b>THIS PERIOD</b>	<b>192.46</b>	<b>294.63</b>	<b>29.46</b>	<b>324.09</b>			<b>1303</b>	<b>14.8</b>	<b>24.9</b>								
<b>YEAR TO DATE</b>	254.10	386.83	38.68	425.51			1303	19.5	32.7								
Cost Centre  7050 15405338 03914 1HIN742 2667 WHITE MITSUBISHI TRITON UTE	04/02/26 11/02/26 19/02/26 24/02/26	10:27:50 10:18:10 07:22:54 14:19:32	BIBRA LAKE BIBRA LAKE SPEARWOOD SPEARWOOD	WA WA WA WA	7451 7451 6443 6443	087357 087608 008595 008774	ULT DSL	171.27	75.96	118.27	11.83	130.10	76740				
							ULT DSL	172.13	72.91	114.09	11.41	125.50	77305	565	12.9	22.2	
							ULT DSL	170.62	72.88	113.05	11.30	124.35	7798				
							DIESEL	221.75	345.41	34.54	379.95						
							<b>TOTAL</b>										
<b>THIS PERIOD</b>	<b>221.75</b>	<b>345.41</b>	<b>34.54</b>	<b>379.95</b>			<b>565</b>	<b>39.2</b>	<b>67.2</b>								
<b>YEAR TO DATE</b>	586.92	898.25	89.82	988.07			2248	26.1	44.0								
DIESEL	221.75	345.41	34.54	379.95													
<b>TOTAL</b>																	
<b>THIS PERIOD</b>	<b>221.75</b>	<b>345.41</b>	<b>34.54</b>	<b>379.95</b>			<b>565</b>	<b>39.2</b>	<b>67.2</b>								
<b>YEAR TO DATE</b>	586.92	898.25	89.82	988.07			2248	26.1	44.0								
							ULT DSL	170.80	63.21	98.15	9.81	107.96	90353	553	11.4	19.5	
							ULT DSL	171.27	58.48	91.05	9.11	100.16	90842	489	12.0	20.5	
							ULT DSL	170.13	59.60	92.18	9.22	101.40	91345	503	11.8	20.2	
							ULT DSL	168.62	55.88	85.35	8.54	93.89	91774	429	13.0	21.9	
							<b>TOTAL</b>										
<b>THIS PERIOD</b>	<b>221.75</b>	<b>345.41</b>	<b>34.54</b>	<b>379.95</b>			<b>565</b>	<b>39.2</b>	<b>67.2</b>								
<b>YEAR TO DATE</b>	586.92	898.25	89.82	988.07			2248	26.1	44.0								

**BP Australia Pty Ltd**  
 A.B.N. 53 004 085 616  
 GPO Box 1621  
 MELBOURNE VIC 3001

## BP Plus Fleet Control Report

Account Enquiries: BP Accounts Receivable Telephone: 1800 225 527



CITY OF COCKBURN  
 Accounts Payable (Invoice Only) PO  
 067775  
 PO Box 1215  
 BIBRA LAKE DC PRIVATE BOXES WA  
 6965

CITY OF COCKBURN

Account Number: **0050188034**  
 Period Starting: **01/02/2026**

Customer Number: **0115405338**  
 Period Ending: **28/02/2026**

Page: 13 of 36  
 Date: 28/02/2026

Card Number Vehicle/Driver	Date	Time	Purchase Location	Site No.	Receipt Number	Customer Reference	Product/Service					Odo meter (km)	KM Span	Litres/100km	Cents /km	
							Description	CPL Price	Litres	Total Exc GST (\$)	GST (\$)					Total Inc GST (\$)
Cost Centre  7050 15405338 03823 1HGH898 2677 WHITE MITSUBISHI TRITON UTE	02/02/26 06/02/26 16/02/26	07:53:52 07:54:04 13:11:46	COCKBURN CENTRAL BIBRA LAKE COCKBURN CENTRAL	WA WA WA	7395 7451 7395	019985 010274 021024	DIESEL	236.97	366.73	36.68	403.41					
							<b>TOTAL</b>	<b>THIS PERIOD</b>	<b>236.97</b>	<b>366.73</b>	<b>36.68</b>	<b>403.41</b>		<b>1974</b>	<b>12.0</b>	<b>20.4</b>
								<b>YEAR TO DATE</b>	405.85	622.92	62.31	685.23		3286	12.4	20.9
							DIESEL	236.97	366.73	36.68	403.41					
<b>TOTAL</b>	<b>THIS PERIOD</b>	<b>236.97</b>	<b>366.73</b>	<b>36.68</b>	<b>403.41</b>		<b>1974</b>	<b>12.0</b>	<b>20.4</b>							
	<b>YEAR TO DATE</b>	405.85	622.92	62.31	685.23		3286	12.4	20.9							
Cost Centre  7050 15405338 03765 1HEI019 2687 WHITE ISUZU D-MAX UTE	08/02/26 27/02/26	15:27:55 13:34:38	BIBRA LAKE BIBRA LAKE	WA WA	7451 7451	010403 088386	ULT DSL	170.80	52.76	81.92	8.19	90.11	91917	415	12.7	21.7
							ULT DSL	170.80	53.23	82.65	8.26	90.91	92306	389	13.7	23.4
							ULT DSL	172.13	56.97	89.15	8.91	98.06	92701	395	14.4	24.8
							DIESEL	162.96	253.72	25.36	279.08					
<b>TOTAL</b>	<b>THIS PERIOD</b>	<b>162.96</b>	<b>253.72</b>	<b>25.36</b>	<b>279.08</b>		<b>1199</b>	<b>13.6</b>	<b>23.3</b>							
	<b>YEAR TO DATE</b>	381.64	583.50	58.34	641.84		2430	15.7	26.4							
Cost Centre  7050 15405338 04599 1IGB442 2698 WHITE ISUZU D-MAX	17/02/26 25/02/26	17:44:00 11:55:12	BIBRA LAKE BIBRA LAKE	WA WA	7451 7451	087856 011488	ULT DSL	170.80	51.73	80.32	8.03	88.35	777			
							ULT DSL	170.62	52.47	81.39	8.14	89.53	81009			
							DIESEL	104.20	161.71	16.17	177.88					
							<b>TOTAL</b>	<b>THIS PERIOD</b>	<b>104.20</b>	<b>161.71</b>	<b>16.17</b>	<b>177.88</b>				
	<b>YEAR TO DATE</b>	227.84	346.81	34.68	381.49		1174	19.4	32.5							
							DIESEL	104.20	161.71	16.17	177.88					
<b>TOTAL</b>	<b>THIS PERIOD</b>	<b>104.20</b>	<b>161.71</b>	<b>16.17</b>	<b>177.88</b>											
	<b>YEAR TO DATE</b>	227.84	346.81	34.68	381.49											
							ULSD G10	171.13	62.63	97.44	9.74	107.18	29143	482	11.8	20.0
							ULSD G10	169.62	56.96	87.84	8.78	96.62	29625			

**BP Australia Pty Ltd**  
 A.B.N. 53 004 085 616  
 GPO Box 1621  
 MELBOURNE VIC 3001

## BP Plus Fleet Control Report



Account Enquiries: BP Accounts Receivable Telephone: 1800 225 527

CITY OF COCKBURN  
 Accounts Payable (Invoice Only) PO  
 067775  
 PO Box 1215  
 BIBRA LAKE DC PRIVATE BOXES WA  
 6965

CITY OF COCKBURN

Account Number: **0050188034**      Customer Number: **0115405338**  
 Period Starting: **01/02/2026**      Period Ending: **28/02/2026**

Page: 14 of 36  
 Date: 28/02/2026

Card Number Vehicle/Driver	Date	Time	Purchase Location	Site No.	Receipt Number	Customer Reference	Product/Service					Odo meter (km)	KM Span	Litres/100km	Cents /km	
							Description	CPL Price	Litres	Total Exc GST (\$)	GST (\$)					Total Inc GST (\$)
Cost Centre  7050 90000781 85724 1IUZ787 2707 WHITE FORD RANGER DC	31/01/26 16/02/26 25/02/26	10:11:52 07:15:07 14:04:13	BIBRA LAKE BIBRA LAKE BIBRA LAKE	WA WA WA	7451 7451 7451	009886 010880 011510	DIESEL	119.59	185.28	18.52	203.80					
							<b>TOTAL</b>	<b>THIS PERIOD</b>	<b>119.59</b>	<b>185.28</b>	<b>18.52</b>	<b>203.80</b>		<b>482</b>	<b>24.8</b>	<b>42.3</b>
								<b>YEAR TO DATE</b>	252.49	387.06	38.69	425.75		1001	25.2	42.5
							DIESEL	119.59	185.28	18.52	203.80					
Cost Centre  7050 90000776 63051 1IQK852 2713 WHITE ISUZU DMAX	07/02/26 08/02/26	19:17:08 16:59:18	SUCCESS SUCCESS	WA WA	5992 5992	033185 054966	ULSD G10	167.84	53.07	80.97	8.10	89.07	1056	458	11.6	19.4
							ULSD G10	172.13	68.01	106.43	10.64	117.07	1679	623	10.9	18.8
							ULSD G10	169.62	54.39	83.87	8.39	92.26	2570	891	6.1	10.4
							DIESEL	175.47	271.27	27.13	298.40					
<b>TOTAL</b>	<b>THIS PERIOD</b>	<b>175.47</b>	<b>271.27</b>	<b>27.13</b>	<b>298.40</b>		<b>1972</b>	<b>8.9</b>	<b>15.1</b>							
	<b>YEAR TO DATE</b>	234.92	360.00	36.00	396.00		1972	11.9	20.1							
DIESEL	175.47	271.27	27.13	298.40												
Cost Centre  7050 15405338 03336 1GVU053 2723 WHITE ISUZU FIRE TRUCK	02/02/26 09/02/26	23:09:54 21:47:23	SUCCESS SUCCESS	WA WA	5992 5992	032988 033236	ULT DSL	168.80	26.97	41.38	4.14	45.52	1016	563	4.8	8.1
							ULT DSL	168.80	22.84	35.05	3.50	38.55	1168	152	15.0	25.4
							DIESEL	49.81	76.43	7.64	84.07					
							<b>TOTAL</b>	<b>THIS PERIOD</b>	<b>49.81</b>	<b>76.43</b>	<b>7.64</b>	<b>84.07</b>		<b>715</b>	<b>7.0</b>	<b>11.8</b>
	<b>YEAR TO DATE</b>	49.81	76.43	7.64	84.07		715	7.0	11.8							
DIESEL	49.81	76.43	7.64	84.07												
							ULT DSL	168.80	62.07	95.25	9.52	104.77	48015	65	95.5	161.2
							ULT DSL	169.27	115.86	178.28	17.83	196.11	48139	124	93.4	158.2
							DIESEL	49.81	76.43	7.64	84.07					
							<b>TOTAL</b>	<b>THIS PERIOD</b>	<b>49.81</b>	<b>76.43</b>	<b>7.64</b>	<b>84.07</b>		<b>715</b>	<b>7.0</b>	<b>11.8</b>
	<b>YEAR TO DATE</b>	49.81	76.43	7.64	84.07		715	7.0	11.8							

**BP Australia Pty Ltd**  
 A.B.N. 53 004 085 616  
 GPO Box 1621  
 MELBOURNE VIC 3001

## BP Plus Fleet Control Report

Account Enquiries: BP Accounts Receivable Telephone: 1800 225 527



CITY OF COCKBURN  
 Accounts Payable (Invoice Only) PO  
 067775  
 PO Box 1215  
 BIBRA LAKE DC PRIVATE BOXES WA  
 6965

CITY OF COCKBURN

Account Number: **0050188034**      Customer Number: **0115405338**  
 Period Starting: **01/02/2026**      Period Ending: **28/02/2026**

Page: 15 of 36  
 Date: 28/02/2026

Card Number Vehicle/Driver	Date	Time	Purchase Location	Site No.	Receipt Number	Customer Reference	Product/Service					Odo meter (km)	KM Span	Litres/100km	Cents /km					
							Description	CPL Price	Litres	Total Exc GST (\$)	GST (\$)					Total Inc GST (\$)				
Cost Centre  7050 15405338 04458 1IAN072 2737 WHITE FORD RANGER	05/02/26 18/02/26	12:32:18 07:48:50	BIBRA LAKE BIBRA LAKE	WA WA	7451 7451	010198 087883	DIESEL		177.93	273.53	27.35	300.88								
							<b>TOTAL</b>	<b>THIS PERIOD</b>	<b>177.93</b>	<b>273.53</b>	<b>27.35</b>	<b>300.88</b>		<b>189</b>	<b>94.1</b>	<b>159.2</b>				
								<b>YEAR TO DATE</b>	479.93	726.66	72.67	799.33		232	206.9	344.5				
							DIESEL		177.93	273.53	27.35	300.88								
							<b>TOTAL</b>	<b>THIS PERIOD</b>	<b>177.93</b>	<b>273.53</b>	<b>27.35</b>	<b>300.88</b>		<b>189</b>	<b>94.1</b>	<b>159.2</b>				
								<b>YEAR TO DATE</b>	479.93	726.66	72.67	799.33		232	206.9	344.5				
Cost Centre  7050 15405338 01454 1EZY791 2753 TOYOTA LANDCRUISER UTILITY	02/02/26	23:17:22	SUCCESS	WA	5992	032990	ULT DSL	170.80	74.94	116.35	11.64	127.99	44161	720	10.4	17.8				
							ULT DSL	172.13	69.16	108.22	10.82	119.04	44880	719	9.6	16.6				
							DIESEL		144.10	224.57	22.46	247.03								
							<b>TOTAL</b>	<b>THIS PERIOD</b>	<b>144.10</b>	<b>224.57</b>	<b>22.46</b>	<b>247.03</b>		<b>1439</b>	<b>10.0</b>	<b>17.2</b>				
								<b>YEAR TO DATE</b>	290.62	445.21	44.52	489.73		1439	20.2	34.0				
							DIESEL		144.10	224.57	22.46	247.03								
							<b>TOTAL</b>	<b>THIS PERIOD</b>	<b>144.10</b>	<b>224.57</b>	<b>22.46</b>	<b>247.03</b>		<b>1439</b>	<b>10.0</b>	<b>17.2</b>				
								<b>YEAR TO DATE</b>	290.62	445.21	44.52	489.73		1439	20.2	34.0				
Cost Centre  7050 15405338 04151 1HRR422 2766 WHITE FORD RANGER UTE	18/02/26	08:17:48	BIBRA LAKE	WA	7451	087889	ULT DSL	168.80	23.53	36.11	3.61	39.72	34783							
							ULT UNM	153.01	4.77	6.64	0.66	7.30								
							DIESEL		23.53	36.11	3.61	39.72								
							<b>TOTAL</b>	<b>THIS PERIOD</b>	<b>28.30</b>	<b>42.75</b>	<b>4.27</b>	<b>47.02</b>								
								<b>YEAR TO DATE</b>	42.40	63.67	6.36	70.03		1591	2.7	4.4				
							DIESEL		23.53	36.11	3.61	39.72								
							M/S	4.77	6.64	0.66	7.30									
							<b>TOTAL</b>	<b>THIS PERIOD</b>	<b>28.30</b>	<b>42.75</b>	<b>4.27</b>	<b>47.02</b>								
								<b>YEAR TO DATE</b>	42.40	63.67	6.36	70.03		1591	2.7	4.4				
							ULT DSL	172.13	68.26	106.82	10.68	117.50	43043	789	8.7	14.9				

**BP Australia Pty Ltd**  
 A.B.N. 53 004 085 616  
 GPO Box 1621  
 MELBOURNE VIC 3001

## BP Plus Fleet Control Report

Account Enquiries: BP Accounts Receivable Telephone: 1800 225 527



CITY OF COCKBURN  
 Accounts Payable (Invoice Only) PO  
 067775  
 PO Box 1215  
 BIBRA LAKE DC PRIVATE BOXES WA  
 6965

CITY OF COCKBURN

Account Number: **0050188034**  
 Period Starting: **01/02/2026**

Customer Number: **0115405338**  
 Period Ending: **28/02/2026**

Page: 16 of 36  
 Date: 28/02/2026

Card Number Vehicle/Driver	Date	Time	Purchase Location	Site No.	Receipt Number	Customer Reference	Product/Service					Odo meter (km)	KM Span	Litres/100km	Cents /km	
							Description	CPL Price	Litres	Total Exc GST (\$)	GST (\$)					Total Inc GST (\$)
7050 90000771 74323 11ML076 2778 WHITE ISUZU DMAX	11/02/26	10:14:32	BIBRA LAKE	WA	7451	087606	DIESEL		68.26	106.82	10.68	117.50				
							<b>TOTAL</b>	<b>THIS PERIOD</b>	<b>68.26</b>	<b>106.82</b>	<b>10.68</b>	<b>117.50</b>		<b>789</b>	<b>8.7</b>	<b>14.9</b>
								<b>YEAR TO DATE</b>	133.25	204.41	20.44	224.85		1549	8.6	14.5
							DIESEL		68.26	106.82	10.68	117.50				
							<b>TOTAL</b>	<b>THIS PERIOD</b>	<b>68.26</b>	<b>106.82</b>	<b>10.68</b>	<b>117.50</b>		<b>789</b>	<b>8.7</b>	<b>14.9</b>
								<b>YEAR TO DATE</b>	133.25	204.41	20.44	224.85		1549	8.6	14.5
7050 15405338 04193 1HRS629 2784 TOYOTA LCRUSR - WHITE	02/02/26 02/02/26 04/02/26	03:02:55 18:17:11 19:31:07	PIARA WATERS PIARA WATERS COCKBURN CENTRAL	WA WA WA	1110 1110 7395	000429 004607 020242	ULT DSL	171.27	65.52	102.01	10.20	112.21	4589	409	16.0	27.4
							DIESEL		65.52	102.01	10.20	112.21				
							<b>TOTAL</b>	<b>THIS PERIOD</b>	<b>65.52</b>	<b>102.01</b>	<b>10.20</b>	<b>112.21</b>		<b>409</b>	<b>16.0</b>	<b>27.4</b>
								<b>YEAR TO DATE</b>	137.87	212.29	21.23	233.52		409	33.7	57.1
							DIESEL		65.52	102.01	10.20	112.21				
							<b>TOTAL</b>	<b>THIS PERIOD</b>	<b>65.52</b>	<b>102.01</b>	<b>10.20</b>	<b>112.21</b>		<b>409</b>	<b>16.0</b>	<b>27.4</b>
	<b>YEAR TO DATE</b>	137.87	212.29	21.23	233.52		409	33.7	57.1							
7050 90000771 87614 1INV014 2809 WHITE MITSUBISHI TRITON	19/02/26	08:30:43	SUCCESS	WA	5992	048200	ULT DSL	168.80	25.43	39.02	3.90	42.92	19093	903	0.9	1.6
							ULT DSL	168.80	8.34	12.80	1.28	14.08	19996			
							ULSD G10	169.80	37.71	58.21	5.82	64.03	19320			
							DIESEL		71.48	110.03	11.00	121.03				
							<b>TOTAL</b>	<b>THIS PERIOD</b>	<b>71.48</b>	<b>110.03</b>	<b>11.00</b>	<b>121.03</b>		<b>903</b>	<b>7.9</b>	<b>13.4</b>
								<b>YEAR TO DATE</b>	134.07	204.45	20.45	224.90		936	14.3	24.0
							DIESEL		71.48	110.03	11.00	121.03				
							<b>TOTAL</b>	<b>THIS PERIOD</b>	<b>71.48</b>	<b>110.03</b>	<b>11.00</b>	<b>121.03</b>		<b>903</b>	<b>7.9</b>	<b>13.4</b>
								<b>YEAR TO DATE</b>	134.07	204.45	20.45	224.90		936	14.3	24.0
							ULT DSL	170.13	70.00	108.26	10.83	119.09	13076			

**BP Australia Pty Ltd**  
 A.B.N. 53 004 085 616  
 GPO Box 1621  
 MELBOURNE VIC 3001

## BP Plus Fleet Control Report



Account Enquiries: BP Accounts Receivable Telephone: 1800 225 527

CITY OF COCKBURN  
 Accounts Payable (Invoice Only) PO  
 067775  
 PO Box 1215  
 BIBRA LAKE DC PRIVATE BOXES WA  
 6965

CITY OF COCKBURN

Account Number: **0050188034**      Customer Number: **0115405338**  
 Period Starting: **01/02/2026**      Period Ending: **28/02/2026**

Page: 17 of 36  
 Date: 28/02/2026

Card Number Vehicle/Driver	Date	Time	Purchase Location	Site No.	Receipt Number	Customer Reference	Product/Service					Odo meter (km)	KM Span	Litres/100km	Cents /km		
							Description	CPL Price	Litres	Total Exc GST (\$)	GST (\$)					Total Inc GST (\$)	
Cost Centre  7050 15405338 03567 1GYU017 2836 TOYOTA CAMRY SEDAN	04/02/26 19/02/26	09:57:56 12:07:12	BIBRA LAKE BIBRA LAKE	WA WA	7451 7451	087355 011133	DIESEL		70.00	108.26	10.83	119.09					
							<b>TOTAL</b>	<b>THIS PERIOD</b>	<b>70.00</b>	<b>108.26</b>	<b>10.83</b>	<b>119.09</b>					
							<b>YEAR TO DATE</b>		202.00	308.01	30.81	338.82		773	26.1	43.8	
							DIESEL		70.00	108.26	10.83	119.09					
<b>TOTAL</b>	<b>THIS PERIOD</b>	<b>70.00</b>	<b>108.26</b>	<b>10.83</b>	<b>119.09</b>												
<b>YEAR TO DATE</b>		202.00	308.01	30.81	338.82		773	26.1	43.8								
Cost Centre  7050 15405338 04060 1HNM845 2857 WHITE ISUZU D-MAX UTE	14/02/26 20/02/26	10:19:24 12:44:13	BIBRA LAKE BIBRA LAKE	WA WA	7451 7451	010815 088034	BP ULT UNM	166.87	44.00	66.75	6.67	73.42	108818	821	5.4	8.9	
							BP ULT UNM	167.32	45.68	69.48	6.95	76.43	109643	825	5.5	9.3	
							M/S		89.68	136.23	13.62	149.85					
							<b>TOTAL</b>	<b>THIS PERIOD</b>	<b>89.68</b>	<b>136.23</b>	<b>13.62</b>	<b>149.85</b>		<b>1646</b>	<b>5.4</b>	<b>9.1</b>	
<b>YEAR TO DATE</b>		181.92	274.55	27.45	302.00		2951	6.2	10.2								
<b>TOTAL</b>	<b>THIS PERIOD</b>	<b>89.68</b>	<b>136.23</b>	<b>13.62</b>	<b>149.85</b>		<b>1646</b>	<b>5.4</b>	<b>9.1</b>								
<b>YEAR TO DATE</b>		181.92	274.55	27.45	302.00		2951	6.2	10.2								
Cost Centre  7050 15405338 04128 1HPR483 2867 WHITE ISUZU DMAX UTILITY	03/02/26 17/02/26	08:44:18 16:09:10	BIBRA LAKE BIBRA LAKE	WA WA	7451 7451	087298 010998	ULT DSL	171.27	67.70	105.41	10.54	115.95	45209	359	18.9	32.3	
							ULT DSL	172.13	46.86	73.33	7.33	80.66	45665	456	10.3	17.7	
							DIESEL		114.56	178.74	17.87	196.61					
							<b>TOTAL</b>	<b>THIS PERIOD</b>	<b>114.56</b>	<b>178.74</b>	<b>17.87</b>	<b>196.61</b>		<b>815</b>	<b>14.1</b>	<b>24.1</b>	
<b>YEAR TO DATE</b>		218.20	335.69	33.57	369.26		1496	14.6	24.7								
<b>TOTAL</b>	<b>THIS PERIOD</b>	<b>114.56</b>	<b>178.74</b>	<b>17.87</b>	<b>196.61</b>		<b>815</b>	<b>14.1</b>	<b>24.1</b>								
<b>YEAR TO DATE</b>		218.20	335.69	33.57	369.26		1496	14.6	24.7								
							ULSD G10	169.80	67.18	103.70	10.37	114.07	777				
							ULT DSL	172.13	67.14	105.06	10.51	115.57	50905				

**BP Australia Pty Ltd**  
 A.B.N. 53 004 085 616  
 GPO Box 1621  
 MELBOURNE VIC 3001

## BP Plus Fleet Control Report

Account Enquiries: BP Accounts Receivable Telephone: 1800 225 527



CITY OF COCKBURN  
 Accounts Payable (Invoice Only) PO  
 067775  
 PO Box 1215  
 BIBRA LAKE DC PRIVATE BOXES WA  
 6965

CITY OF COCKBURN

Account Number: **0050188034**      Customer Number: **0115405338**  
 Period Starting: **01/02/2026**      Period Ending: **28/02/2026**

Page: 18 of 36  
 Date: 28/02/2026

Card Number Vehicle/Driver	Date	Time	Purchase Location		Site No.	Receipt Number	Customer Reference	Product/Service					Odo meter (km)	KM Span	Litres/ 100km	Cents /km			
								Description	CPL Price	Litres	Total Exc GST (\$)	GST (\$)					Total Inc GST (\$)		
Cost Centre  7050 15405338 04011 1HJU694 2877 WHITE ISUZU D-MAX UTILITY	01/02/26 16/02/26	17:40:25 11:20:38	BIBRA LAKE BIBRA LAKE	WA WA	7451 7451	009917 010901		DIESEL		134.32	208.76	20.88	229.64						
								<b>TOTAL</b>	<b>THIS PERIOD</b>	<b>134.32</b>	<b>208.76</b>	<b>20.88</b>	<b>229.64</b>						
									<b>YEAR TO DATE</b>	234.88	360.18	36.02	396.20						
								DIESEL		134.32	208.76	20.88	229.64						
<b>TOTAL</b>	<b>THIS PERIOD</b>	<b>134.32</b>	<b>208.76</b>	<b>20.88</b>	<b>229.64</b>														
	<b>YEAR TO DATE</b>	234.88	360.18	36.02	396.20														
Cost Centre  7050 15405338 02486 1GEH032 2883 WHITE ISUZU FIRE TRUCK	02/02/26 02/02/26	03:03:25 18:27:44	PIARA WATERS PIARA WATERS	WA WA	1110 1110	000430 004608		ULT DSL	168.84	56.81	87.20	8.72	95.92	73378	498	11.4	19.3		
								ULT DSL	172.13	60.50	94.67	9.47	104.14	73914	536	11.3	19.4		
								DIESEL		117.31	181.87	18.19	200.06						
								<b>TOTAL</b>	<b>THIS PERIOD</b>	<b>117.31</b>	<b>181.87</b>	<b>18.19</b>	<b>200.06</b>		<b>1034</b>	<b>11.3</b>	<b>19.3</b>		
	<b>YEAR TO DATE</b>	327.59	498.47	49.86	548.33		2848	11.5	19.3										
DIESEL		117.31	181.87	18.19	200.06														
<b>TOTAL</b>	<b>THIS PERIOD</b>	<b>117.31</b>	<b>181.87</b>	<b>18.19</b>	<b>200.06</b>		<b>1034</b>	<b>11.3</b>	<b>19.3</b>										
	<b>YEAR TO DATE</b>	327.59	498.47	49.86	548.33		2848	11.5	19.3										
Cost Centre  7050 15405338 03096 1GSG891 2896 WHITE FORD RANGER UTE	03/02/26 13/02/26 20/02/26	08:13:58 07:50:50 14:36:06	PIARA WATERS SUCCESS COCKBURN CENTRAL	WA WA WA	1110 5992 7395	004628 056170 021365		ULT DSL	166.90 P	34.57	52.45	5.25	57.70	777					
								ULT DSL	169.27	67.18	103.37	10.34	113.71	777					
								ULT DSL	172.13	39.27	61.45	6.15	67.60	777					
								<b>TOTAL</b>	<b>THIS PERIOD</b>	<b>81.12</b>	<b>124.47</b>	<b>12.45</b>	<b>136.92</b>		<b>88</b>	<b>92.2</b>	<b>155.6</b>		
	<b>YEAR TO DATE</b>	280.96	428.30	42.84	471.14		2375	11.8	19.8										
DIESEL		81.12	124.47	12.45	136.92														
<b>TOTAL</b>	<b>THIS PERIOD</b>	<b>81.12</b>	<b>124.47</b>	<b>12.45</b>	<b>136.92</b>		<b>88</b>	<b>92.2</b>	<b>155.6</b>										
	<b>YEAR TO DATE</b>	280.96	428.30	42.84	471.14		2375	11.8	19.8										

**BP Australia Pty Ltd**  
 A.B.N. 53 004 085 616  
 GPO Box 1621  
 MELBOURNE VIC 3001

## BP Plus Fleet Control Report



Account Enquiries: BP Accounts Receivable Telephone: 1800 225 527

CITY OF COCKBURN  
 Accounts Payable (Invoice Only) PO  
 067775  
 PO Box 1215  
 BIBRA LAKE DC PRIVATE BOXES WA  
 6965

CITY OF COCKBURN

Account Number: **0050188034**      Customer Number: **0115405338**  
 Period Starting: **01/02/2026**      Period Ending: **28/02/2026**

Page: 19 of 36  
 Date: 28/02/2026

Card Number Vehicle/Driver	Date	Time	Purchase Location	Site No.	Receipt Number	Customer Reference	Product/Service					Odo meter (km)	KM Span	Litres/100km	Cents /km					
							Description	CPL Price	Litres	Total Exc GST (\$)	GST (\$)					Total Inc GST (\$)				
Cost Centre  7050 15405338 03658 1HAQ890 2913 WHITE MERCEDES SPRINTER BUS	06/02/26 11/02/26 17/02/26 24/02/26	14:57:34 13:38:27 15:11:32 09:29:32	BIBRA LAKE BALDIVIS BIBRA LAKE SUCCESS	WA WA WA WA	7451 7375 7451 5992	010324 104307 087843 033744	DIESEL	141.02	217.27	21.74	239.01									
							<b>TOTAL</b>	<b>THIS PERIOD</b>	<b>141.02</b>	<b>217.27</b>	<b>21.74</b>	<b>239.01</b>								
								<b>YEAR TO DATE</b>	449.21	679.74	67.99	747.73								
							DIESEL	141.02	217.27	21.74	239.01									
							<b>TOTAL</b>	<b>THIS PERIOD</b>	<b>141.02</b>	<b>217.27</b>	<b>21.74</b>	<b>239.01</b>								
	<b>YEAR TO DATE</b>	449.21	679.74	67.99	747.73															
Cost Centre  7050 15405338 03666 1GCX392 2943 WHITE MITSUBISHI ROSA BUS	03/02/26 10/02/26	08:07:45 09:03:20	BIBRA LAKE BIBRA LAKE	WA WA	7451 7451	087290 010519	ULSD G10	169.80	45.39	70.06	7.01	77.07	48809	331	13.7	23.3				
							ULSD G10	171.13	41.34	64.31	6.43	70.74	49518	340	12.2	20.8				
							ULSD G10	168.62	43.42	66.56	6.66	73.22	49851	333	13.0	22.0				
							DIESEL	180.94	279.08	27.92	307.00									
							<b>TOTAL</b>	<b>THIS PERIOD</b>	<b>180.94</b>	<b>279.08</b>	<b>27.92</b>	<b>307.00</b>								
	<b>YEAR TO DATE</b>	382.52	581.36	58.15	639.51															
Cost Centre  7050 15405338 04516 1IDY275 2966 WHITE MITSUBISHI TRITON UTE	11/02/26 20/02/26	07:16:16 08:24:51	PARMELIA BIBRA LAKE	WA WA	6178 7451	000786 011192	ULSD G10	170.80	40.90	63.51	6.35	69.86	140643	196	20.9	35.6				
							ULSD G10	171.27	51.50	80.18	8.02	88.20	140865	222	23.2	39.7				
							DIESEL	92.40	143.69	14.37	158.06									
							<b>TOTAL</b>	<b>THIS PERIOD</b>	<b>92.40</b>	<b>143.69</b>	<b>14.37</b>	<b>158.06</b>								
								<b>YEAR TO DATE</b>	190.02	292.37	29.23	321.60								

**BP Australia Pty Ltd**  
 A.B.N. 53 004 085 616  
 GPO Box 1621  
 MELBOURNE VIC 3001

## BP Plus Fleet Control Report



Account Enquiries: BP Accounts Receivable Telephone: 1800 225 527

CITY OF COCKBURN  
 Accounts Payable (Invoice Only) PO  
 067775  
 PO Box 1215  
 BIBRA LAKE DC PRIVATE BOXES WA  
 6965

CITY OF COCKBURN

Account Number: **0050188034**      Customer Number: **0115405338**  
 Period Starting: **01/02/2026**      Period Ending: **28/02/2026**

Page: 20 of 36  
 Date: 28/02/2026

Card Number Vehicle/Driver	Date	Time	Purchase Location	Site No.	Receipt Number	Customer Reference	Product/Service					Odo meter (km)	KM Span	Litres/100km	Cents /km		
							Description	CPL Price	Litres	Total Exc GST (\$)	GST (\$)					Total Inc GST (\$)	
Cost Centre  7050 15405338 03674 1EVR786 2993 WHITE MITSUBISHI ROSA BUS	19/02/26	09:00:36	SPEARWOOD	WA	6443	008598	DIESEL		102.17	158.49	15.85	174.34					
							<b>TOTAL</b>	<b>THIS PERIOD</b>	<b>102.17</b>	<b>158.49</b>	<b>15.85</b>	<b>174.34</b>		<b>873</b>	<b>11.7</b>	<b>20.0</b>	
							<b>YEAR TO DATE</b>	197.83	300.83	30.08	330.91		1730	11.4	19.1		
							DIESEL		102.17	158.49	15.85	174.34					
Cost Centre  7050 90000780 01442 1GTV559 3004 WHITE FORD RANGER	02/02/26 19/02/26 25/02/26	08:44:03 11:27:45 10:32:09	BIBRA LAKE BIBRA LAKE BIBRA LAKE	WA WA WA	7451 7451 7451	087209 011125 088241	ULT DSL	170.13	52.79	81.65	8.16	89.81	154806	239	22.1	37.6	
							DIESEL		52.79	81.65	8.16	89.81					
							<b>TOTAL</b>	<b>THIS PERIOD</b>	<b>52.79</b>	<b>81.65</b>	<b>8.16</b>	<b>89.81</b>		<b>239</b>	<b>22.1</b>	<b>37.6</b>	
							<b>YEAR TO DATE</b>	136.81	207.65	20.75	228.40		562	24.3	40.6		
Cost Centre  7050 90000774 54972 1IPR376 4256 WHITE FORD RANGER	25/02/26	13:09:27	KEWDALE	WA	7772	002382	ULSD G10	169.80	59.13	91.27	9.13	100.40	380725				
							ULSD G10	171.13	69.18	107.63	10.76	118.39	40510				
							ULSD G10	169.62	30.91	47.66	4.77	52.43	40786	276	11.2	19.0	
							DIESEL		159.22	246.56	24.66	271.22					
<b>TOTAL</b>	<b>THIS PERIOD</b>	<b>159.22</b>	<b>246.56</b>	<b>24.66</b>	<b>271.22</b>		<b>276</b>	<b>57.7</b>	<b>98.3</b>								
<b>YEAR TO DATE</b>	222.05	340.33	34.04	374.37		848	26.2	44.1									
							ULT DSL	168.62	68.60	105.16	10.52	115.68	65492				

**BP Australia Pty Ltd**  
 A.B.N. 53 004 085 616  
 GPO Box 1621  
 MELBOURNE VIC 3001

## BP Plus Fleet Control Report



Account Enquiries: BP Accounts Receivable Telephone: 1800 225 527

CITY OF COCKBURN  
 Accounts Payable (Invoice Only) PO  
 067775  
 PO Box 1215  
 BIBRA LAKE DC PRIVATE BOXES WA  
 6965

CITY OF COCKBURN

Account Number: **0050188034**      Customer Number: **0115405338**  
 Period Starting: **01/02/2026**      Period Ending: **28/02/2026**

Page: 21 of 36  
 Date: 28/02/2026

Card Number Vehicle/Driver	Date	Time	Purchase Location	Site No.	Receipt Number	Customer Reference	Product/Service					Odo meter (km)	KM Span	Litres/100km	Cents /km		
							Description	CPL Price	Litres	Total Exc GST (\$)	GST (\$)					Total Inc GST (\$)	
7050 90000769 45491 11ML913 4265 WHITE FORD RANGER	03/02/26 24/02/26	08:38:48 06:39:06	SPEARWOOD SOUTH FREMANTLE	WA WA	6443 9802	008102 003094	DIESEL		68.60	105.16	10.52	115.68					
							<b>TOTAL</b>	<b>THIS PERIOD</b>	<b>68.60</b>	<b>105.16</b>	<b>10.52</b>	<b>115.68</b>					
								<b>YEAR TO DATE</b>	181.77	275.65	27.57	303.22		546	33.3	55.5	
							DIESEL		68.60	105.16	10.52	115.68					
							<b>TOTAL</b>	<b>THIS PERIOD</b>	<b>68.60</b>	<b>105.16</b>	<b>10.52</b>	<b>115.68</b>		546	33.3	55.5	
								<b>YEAR TO DATE</b>	181.77	275.65	27.57	303.22					
7050 90000764 46003 11UK529 4295 WHITE FORD RANGER	09/02/26	12:42:53	BIBRA LAKE	WA	7451	087474	ULT DSL	168.80	59.77	91.72	9.17	100.89	12035	695	8.6	14.5	
							ULT DSL	168.62	74.27	113.85	11.39	125.24	12746	711	10.4	17.6	
							DIESEL		134.04	205.57	20.56	226.13					
							<b>TOTAL</b>	<b>THIS PERIOD</b>	<b>134.04</b>	<b>205.57</b>	<b>20.56</b>	<b>226.13</b>		<b>1406</b>	<b>9.5</b>	<b>16.1</b>	
								<b>YEAR TO DATE</b>	201.86	306.39	30.64	337.03		2128	9.5	15.8	
							DIESEL		134.04	205.57	20.56	226.13					
7050 15405338 04607 11GP085 5044 WHITE FORD RANGER	03/02/26 26/02/26	12:33:45 09:25:19	BIBRA LAKE BIBRA LAKE	WA WA	7451 7451	087308 088276	ULT DSL	171.27	63.81	99.35	9.94	109.29	17957	633	10.1	17.3	
							DIESEL		63.81	99.35	9.94	109.29					
							<b>TOTAL</b>	<b>THIS PERIOD</b>	<b>63.81</b>	<b>99.35</b>	<b>9.94</b>	<b>109.29</b>		<b>633</b>	<b>10.1</b>	<b>17.3</b>	
								<b>YEAR TO DATE</b>	132.42	202.38	20.24	222.62		1312	10.1	17.0	
							DIESEL		63.81	99.35	9.94	109.29					
							<b>TOTAL</b>	<b>THIS PERIOD</b>	<b>63.81</b>	<b>99.35</b>	<b>9.94</b>	<b>109.29</b>		<b>633</b>	<b>10.1</b>	<b>17.3</b>	
	<b>YEAR TO DATE</b>	132.42	202.38	20.24	222.62		1312	10.1	17.0								

**BP Australia Pty Ltd**  
 A.B.N. 53 004 085 616  
 GPO Box 1621  
 MELBOURNE VIC 3001

## BP Plus Fleet Control Report



Account Enquiries: BP Accounts Receivable Telephone: 1800 225 527

CITY OF COCKBURN  
 Accounts Payable (Invoice Only) PO  
 067775  
 PO Box 1215  
 BIBRA LAKE DC PRIVATE BOXES WA  
 6965

CITY OF COCKBURN

Account Number: **0050188034**      Customer Number: **0115405338**  
 Period Starting: **01/02/2026**      Period Ending: **28/02/2026**

Page: 22 of 36  
 Date: 28/02/2026

Card Number Vehicle/Driver	Date	Time	Purchase Location	Site No.	Receipt Number	Customer Reference	Product/Service					Odo meter (km)	KM Span	Litres/100km	Cents /km			
							Description	CPL Price	Litres	Total Exc GST (\$)	GST (\$)					Total Inc GST (\$)		
7050 90000770 68897 1ICV817 5212 VOLKSWAGEN CADDY WHITE	02/02/26	14:18:44	SPEARWOOD	WA	6443	008073	DIESEL		117.40	182.18	18.22	200.40						
							<b>TOTAL</b>	<b>THIS PERIOD</b>	<b>117.40</b>	<b>182.18</b>	<b>18.22</b>	<b>200.40</b>						
							<b>YEAR TO DATE</b>	175.25	268.81	26.88	295.69							
							DIESEL		117.40	182.18	18.22	200.40						
<b>TOTAL</b>	<b>THIS PERIOD</b>	<b>117.40</b>	<b>182.18</b>	<b>18.22</b>	<b>200.40</b>													
<b>YEAR TO DATE</b>	175.25	268.81	26.88	295.69														
7050 90000768 74303 1HSX357 5343 BLUE POLARIS ATV	19/02/26	09:02:13	BIBRA LAKE	WA	7451	087965	ULT DSL	168.80	49.13	75.39	7.54	82.93	26112	769	6.4	10.8		
							DIESEL		49.13	75.39	7.54	82.93						
							<b>TOTAL</b>	<b>THIS PERIOD</b>	<b>49.13</b>	<b>75.39</b>	<b>7.54</b>	<b>82.93</b>		<b>769</b>	<b>6.4</b>	<b>10.8</b>		
							<b>YEAR TO DATE</b>	96.29	146.01	14.60	160.61		1539	6.3	10.4			
DIESEL		49.13	75.39	7.54	82.93													
<b>TOTAL</b>	<b>THIS PERIOD</b>	<b>49.13</b>	<b>75.39</b>	<b>7.54</b>	<b>82.93</b>		<b>769</b>	<b>6.4</b>	<b>10.8</b>									
<b>YEAR TO DATE</b>	96.29	146.01	14.60	160.61		1539	6.3	10.4										
7050 15405338 04318 1HXK969 5424 WHITE VOLKSWAGEN T-ROC	05/02/26 17/02/26 25/02/26	11:36:04 09:03:22 21:11:35	SPEARWOOD SPEARWOOD SPEARWOOD	WA WA WA	6443 6443 6443	008179 008530 008823	BP ULT UNM	167.32	24.96	37.96	3.80	41.76	1700	80	31.2	52.2		
							M/S		24.96	37.96	3.80	41.76						
							<b>TOTAL</b>	<b>THIS PERIOD</b>	<b>24.96</b>	<b>37.96</b>	<b>3.80</b>	<b>41.76</b>		<b>80</b>	<b>31.2</b>	<b>52.2</b>		
							<b>YEAR TO DATE</b>	71.68	109.13	10.92	120.05		290	24.7	41.4			
M/S		24.96	37.96	3.80	41.76													
<b>TOTAL</b>	<b>THIS PERIOD</b>	<b>24.96</b>	<b>37.96</b>	<b>3.80</b>	<b>41.76</b>		<b>80</b>	<b>31.2</b>	<b>52.2</b>									
<b>YEAR TO DATE</b>	71.68	109.13	10.92	120.05		290	24.7	41.4										
U/LP 95 UNM		160.87	30.02	43.90	4.39	48.29	28370	530	5.7	9.1								
U/LP 95 UNM		161.31	38.00	55.73	5.57	61.30	28647	277	13.7	22.1								
U/LP 95 UNM		159.94	38.01	55.26	5.53	60.79	29140	493	7.7	12.3								

**BP Australia Pty Ltd**  
 A.B.N. 53 004 085 616  
 GPO Box 1621  
 MELBOURNE VIC 3001

## BP Plus Fleet Control Report

Account Enquiries: BP Accounts Receivable Telephone: 1800 225 527



CITY OF COCKBURN  
 Accounts Payable (Invoice Only) PO  
 067775  
 PO Box 1215  
 BIBRA LAKE DC PRIVATE BOXES WA  
 6965

CITY OF COCKBURN

Account Number: **0050188034**      Customer Number: **0115405338**  
 Period Starting: **01/02/2026**      Period Ending: **28/02/2026**

Page: 23 of 36  
 Date: 28/02/2026

Card Number Vehicle/Driver	Date	Time	Purchase Location	Site No.	Receipt Number	Customer Reference	Product/Service					Odo meter (km)	KM Span	Litres/100km	Cents /km			
							Description	CPL Price	Litres	Total Exc GST (\$)	GST (\$)					Total Inc GST (\$)		
Cost Centre  7050 15405338 03716 1HBW349 5463 WHITE FORD RANGER UTILITY	02/02/26 12/02/26 20/02/26	07:40:47 12:04:43 15:56:36	BIBRA LAKE BIBRA LAKE BIBRA LAKE	WA WA WA	7451 7451 7451	009939 010683 011230	M/S		106.03	154.89	15.49	170.38						
							<b>TOTAL</b>	<b>THIS PERIOD</b>	<b>106.03</b>	<b>154.89</b>	<b>15.49</b>	<b>170.38</b>			<b>1300</b>	<b>8.2</b>	<b>13.1</b>	
								<b>YEAR TO DATE</b>	150.03	219.30	21.93	241.23			1796	8.4	13.4	
Cost Centre  7050 90000768 57183 11KQ367 5474 WHITE HYUNDAI I30	04/02/26 11/02/26 18/02/26	09:31:07 12:31:42 15:51:25	BIBRA LAKE BIBRA LAKE BIBRA LAKE	WA WA WA	7451 7451 7451	087351 010602 011079	M/S		106.03	154.89	15.49	170.38						
							<b>TOTAL</b>	<b>THIS PERIOD</b>	<b>106.03</b>	<b>154.89</b>	<b>15.49</b>	<b>170.38</b>			<b>1300</b>	<b>8.2</b>	<b>13.1</b>	
								<b>YEAR TO DATE</b>	150.03	219.30	21.93	241.23			1796	8.4	13.4	
Cost Centre  7050 90000768 57183 11KQ367 5474 WHITE HYUNDAI I30	04/02/26 11/02/26 18/02/26	09:31:07 12:31:42 15:51:25	BIBRA LAKE BIBRA LAKE BIBRA LAKE	WA WA WA	7451 7451 7451	087351 010602 011079	ULT DSL	170.80	36.34	56.43	5.64	62.07	59525	390	9.3	15.9		
							ULT DSL	171.27	51.09	79.55	7.95	87.50	60061	536	9.5	16.3		
							ULT DSL	172.13	37.40	58.53	5.85	64.38	60448	387	9.7	16.6		
							DIESEL		124.83	194.51	19.44	213.95						
						<b>TOTAL</b>	<b>THIS PERIOD</b>	<b>124.83</b>	<b>194.51</b>	<b>19.44</b>	<b>213.95</b>		<b>1313</b>	<b>9.5</b>	<b>16.3</b>			
						<b>YEAR TO DATE</b>	202.68	312.33	31.22	343.55		1657	12.2	20.7				
Cost Centre  7050 15405338 04185 1HSD237 5494 WHITE MITSUBISHI TRITON UTE	09/02/26 19/02/26	08:55:33 08:26:44	BIBRA LAKE BIBRA LAKE	WA WA	7451 7451	010442 087960	M/S		111.07	156.19	15.62	171.81						
							<b>TOTAL</b>	<b>THIS PERIOD</b>	<b>111.07</b>	<b>156.19</b>	<b>15.62</b>	<b>171.81</b>			<b>669</b>	<b>16.6</b>	<b>25.7</b>	
								<b>YEAR TO DATE</b>	277.44	390.65	39.07	429.72			2534	10.9	17.0	
Cost Centre  7050 15405338 04185 1HSD237 5494 WHITE MITSUBISHI TRITON UTE	09/02/26 19/02/26	08:55:33 08:26:44	BIBRA LAKE BIBRA LAKE	WA WA	7451 7451	010442 087960	ULSD G10	170.27	56.17	86.95	8.69	95.64	78569	525	10.7	18.2		
							ULSD G10	171.13	50.00	77.78	7.78	85.56	79042	473	10.6	18.1		

**BP Australia Pty Ltd**  
 A.B.N. 53 004 085 616  
 GPO Box 1621  
 MELBOURNE VIC 3001

## BP Plus Fleet Control Report



Account Enquiries: BP Accounts Receivable Telephone: 1800 225 527

CITY OF COCKBURN  
 Accounts Payable (Invoice Only) PO  
 067775  
 PO Box 1215  
 BIBRA LAKE DC PRIVATE BOXES WA  
 6965

CITY OF COCKBURN

Account Number: **0050188034**      Customer Number: **0115405338**  
 Period Starting: **01/02/2026**      Period Ending: **28/02/2026**

Page: 24 of 36  
 Date: 28/02/2026

Card Number Vehicle/Driver	Date	Time	Purchase Location	Site No.	Receipt Number	Customer Reference	Product/Service					Odo meter (km)	KM Span	Litres/100km	Cents /km	
							Description	CPL Price	Litres	Total Exc GST (\$)	GST (\$)					Total Inc GST (\$)
Cost Centre  7050 15405338 04268 1HUL717 5504 WHITE FORD RANGER UTE			BIBRA LAKE	WA	7451		DIESEL		106.17	164.73	16.47	181.20				
							<b>TOTAL</b>	<b>THIS PERIOD</b>	<b>106.17</b>	<b>164.73</b>	<b>16.47</b>	<b>181.20</b>		<b>998</b>	<b>10.6</b>	<b>18.2</b>
							<b>YEAR TO DATE</b>		270.32	412.21	41.22	453.43		2585	10.5	17.5
							DIESEL		106.17	164.73	16.47	181.20				
<b>TOTAL</b>	<b>THIS PERIOD</b>	<b>106.17</b>	<b>164.73</b>	<b>16.47</b>	<b>181.20</b>		<b>998</b>	<b>10.6</b>	<b>18.2</b>							
<b>YEAR TO DATE</b>		270.32	412.21	41.22	453.43		2585	10.5	17.5							
Cost Centre  7050 90000781 62962 1VL856 5524 WHITE MITSUBISHI TRITON	02/02/26	14:44:00	BIBRA LAKE	WA	7451	087251	ULT DSL	171.27	44.55	69.36	6.94	76.30	68709	419	10.6	18.2
							ULT DSL	172.13	72.37	113.25	11.32	124.57	69429	720	10.1	17.3
							ULSD G10	169.62	77.36	119.29	11.93	131.22	70233	804	9.6	16.3
							DIESEL		194.28	301.90	30.19	332.09				
<b>TOTAL</b>	<b>THIS PERIOD</b>	<b>194.28</b>	<b>301.90</b>	<b>30.19</b>	<b>332.09</b>		<b>1943</b>	<b>10.0</b>	<b>17.1</b>							
<b>YEAR TO DATE</b>		323.38	497.99	49.80	547.79		3243	10.0	16.9							
Cost Centre  7050 15405338 03542 1GY2082 5542 WHITE SUBARU FORESTER WAGON	04/02/26	10:15:37	SPEARWOOD	WA	6443	008142	UPL UNM	153.01	22.16	30.83	3.08	33.91	777			
							UPL UNM	151.75	35.23	48.60	4.86	53.46	777			
							UPL UNM	153.36	35.68	49.75	4.97	54.72	777			
							DIESEL		69.56	107.37	10.74	118.11				
<b>TOTAL</b>	<b>THIS PERIOD</b>	<b>69.56</b>	<b>107.37</b>	<b>10.74</b>	<b>118.11</b>		<b>871</b>	<b>8.0</b>	<b>13.6</b>							
<b>YEAR TO DATE</b>		137.08	208.13	20.82	228.95		871	15.7	26.3							

**BP Australia Pty Ltd**  
 A.B.N. 53 004 085 616  
 GPO Box 1621  
 MELBOURNE VIC 3001

## BP Plus Fleet Control Report

Account Enquiries: BP Accounts Receivable Telephone: 1800 225 527



CITY OF COCKBURN  
 Accounts Payable (Invoice Only) PO  
 067775  
 PO Box 1215  
 BIBRA LAKE DC PRIVATE BOXES WA  
 6965

CITY OF COCKBURN

Account Number: **0050188034**      Customer Number: **0115405338**  
 Period Starting: **01/02/2026**      Period Ending: **28/02/2026**

Page: 25 of 36  
 Date: 28/02/2026

Card Number Vehicle/Driver	Date	Time	Purchase Location	Site No.	Receipt Number	Customer Reference	Product/Service					Odo meter (km)	KM Span	Litres/100km	Cents /km			
							Description	CPL Price	Litres	Total Exc GST (\$)	GST (\$)					Total Inc GST (\$)		
7050 15405338 03773 1HDY134 5552 WHITE ISUZU MUX WAGON	03/02/26	13:19:09	BIBRA LAKE	WA	7451	010036	M/S		93.07	129.18	12.91	142.09						
							<b>TOTAL</b>	<b>THIS PERIOD</b>	<b>93.07</b>	<b>129.18</b>	<b>12.91</b>	<b>142.09</b>						
								<b>YEAR TO DATE</b>	214.79	298.11	29.81	327.92						
7050 90000765 40227 1UJ2777 5702 WHITE ISUZU D-MAX	02/02/26 04/02/26 13/02/26	18:43:31 04:42:56 21:05:17	BIBRA LAKE BIBRA LAKE BIBRA LAKE	WA WA WA	7451 7451 7451	087266 010071 010789	ULT DSL	170.80	56.66	87.97	8.80	96.77	35724					
							DIESEL		56.66	87.97	8.80	96.77						
							<b>TOTAL</b>	<b>THIS PERIOD</b>	<b>56.66</b>	<b>87.97</b>	<b>8.80</b>	<b>96.77</b>						
								<b>YEAR TO DATE</b>	156.55	237.89	23.80	261.69						
7050 15405338 04573 11FA331 5712 FORD RANGER WHITE	06/02/26 07/02/26 08/02/26 08/02/26 09/02/26 10/02/26 11/02/26	05:26:21 16:54:13 05:32:54 16:56:51 05:26:39 05:18:59 05:21:06	BIBRA LAKE BIBRA LAKE SPEARWOOD SPEARWOOD BIBRA LAKE BIBRA LAKE BIBRA LAKE	WA WA WA WA WA WA WA	7451 7451 6443 6443 7451 7451 7451	010246 010389 008250 008275 010410 010482 010556	ULT DSL	170.80	34.99	54.33	5.43	59.76	55384					
							ULT DSL	170.80	31.90	49.53	4.95	54.48	46885					
							ULT DSL	168.80	23.18	35.57	3.56	39.13	55870					
							ULT DSL	168.80	7.62	11.69	1.17	12.86	55950	80		9.5	16.1	
							ULT DSL	171.27	17.20	26.78	2.68	29.46	56092	142		12.1	20.7	
							ULT DSL	171.27	25.93	40.37	4.04	44.41	56357	265		9.8	16.8	
							ULT DSL	171.27	25.63	39.91	3.99	43.90	56587	230		11.1	19.1	
							<b>TOTAL</b>	<b>THIS PERIOD</b>	<b>137.50</b>	<b>213.69</b>	<b>21.38</b>	<b>235.07</b>						
								<b>YEAR TO DATE</b>	488.95	744.85	74.48	819.33						

**BP Australia Pty Ltd**  
 A.B.N. 53 004 085 616  
 GPO Box 1621  
 MELBOURNE VIC 3001

## BP Plus Fleet Control Report

Account Enquiries: BP Accounts Receivable Telephone: 1800 225 527



CITY OF COCKBURN  
 Accounts Payable (Invoice Only) PO  
 067775  
 PO Box 1215  
 BIBRA LAKE DC PRIVATE BOXES WA  
 6965

CITY OF COCKBURN

Account Number: **0050188034**      Customer Number: **0115405338**  
 Period Starting: **01/02/2026**      Period Ending: **28/02/2026**

Page: 26 of 36  
 Date: 28/02/2026

Card Number Vehicle/Driver	Date	Time	Purchase Location	Site No.	Receipt Number	Customer Reference	Product/Service					Odo meter (km)	KM Span	Litres/100km	Cents /km		
							Description	CPL Price	Litres	Total Exc GST (\$)	GST (\$)					Total Inc GST (\$)	
Cost Centre	15/02/26	12:20:55	BIBRA LAKE	WA	7451	010847	ULT DSL	171.27	67.43	104.99	10.50	115.49	57235	648	10.4	17.8	
	17/02/26	22:48:13	SPEARWOOD	WA	6443	008561	ULT DSL	170.13	56.77	87.80	8.78	96.58	57771	536	10.6	18.0	
	25/02/26	12:56:22	BIBRA LAKE	WA	7451	011505	ULT DSL	170.62	41.01	63.61	6.36	69.97	58136	365	11.2	19.2	
							DIESEL		331.66	514.58	51.46	566.04					
	<b>TOTAL</b>						<b>THIS PERIOD</b>		<b>331.66</b>	<b>514.58</b>	<b>51.46</b>	<b>566.04</b>		<b>2630</b>	<b>12.6</b>	<b>21.5</b>	
							<b>YEAR TO DATE</b>		868.79	1,324.14	132.44	1,456.58		6471	13.4	22.5	
							DIESEL		331.66	514.58	51.46	566.04					
	<b>TOTAL</b>						<b>THIS PERIOD</b>		<b>331.66</b>	<b>514.58</b>	<b>51.46</b>	<b>566.04</b>		<b>2630</b>	<b>12.6</b>	<b>21.5</b>	
							<b>YEAR TO DATE</b>		868.79	1,324.14	132.44	1,456.58		6471	13.4	22.5	
	7050 15405338 04565 11FA295 5722 FORD RANGER WHITE	01/02/26	17:07:39	COCKBURN CENTRAL	WA	7395	019957	ULT DSL	168.84	48.73	74.79	7.48	82.27	73513	439	11.1	18.7
03/02/26		15:40:56	COCKBURN CENTRAL	WA	7395	020138	ULT DSL	170.80	29.13	45.23	4.52	49.75	73781	248	11.7	20.1	
05/02/26		23:26:18	SPEARWOOD	WA	6443	008193	ULT DSL	168.80	32.34	49.63	4.96	54.59	74028	267	12.1	20.4	
08/02/26		14:55:53	BIBRA LAKE	WA	7451	010400	ULT DSL	170.80	41.11	63.83	6.38	70.21	74381	353	11.6	19.9	
10/02/26		22:47:21	COCKBURN CENTRAL	WA	7395	020663	ULT DSL	171.27	48.01	74.75	7.48	82.23	74891	510	9.4	16.1	
15/02/26		03:44:41	SPEARWOOD	WA	6443	008482	ULT DSL	169.27	48.06	73.95	7.40	81.35	75255	364	13.2	22.3	
18/02/26		05:21:25	SPEARWOOD	WA	6443	008564	ULT DSL	170.13	40.52	62.67	6.27	68.94	75647	392	10.3	17.6	
20/02/26		19:56:05	BIBRA LAKE	WA	7451	011240	ULT DSL	172.13	41.12	64.35	6.43	70.78	76003	356	11.6	19.9	
21/02/26		23:34:09	SPEARWOOD	WA	6443	008688	ULT DSL	170.13	23.39	36.17	3.62	39.79	76226	223	10.5	17.8	
24/02/26		23:04:45	SPEARWOOD	WA	6443	008792	ULT DSL	168.62	58.30	89.37	8.94	98.31	76724	498	11.7	19.7	
27/02/26	22:54:46	SPEARWOOD	WA	6443	008901	ULT DSL	168.62	48.60	74.50	7.45	81.95	77164	440	11.0	18.6		
						DIESEL		459.31	709.24	70.93	780.17						
<b>TOTAL</b>						<b>THIS PERIOD</b>		<b>459.31</b>	<b>709.24</b>	<b>70.93</b>	<b>780.17</b>		<b>4090</b>	<b>11.2</b>	<b>19.1</b>		
						<b>YEAR TO DATE</b>		876.24	1,338.43	133.83	1,472.26		8107	10.8	18.2		
<b>Cost Centre</b>						DIESEL		459.31	709.24	70.93	780.17						
<b>TOTAL</b>						<b>THIS PERIOD</b>		<b>459.31</b>	<b>709.24</b>	<b>70.93</b>	<b>780.17</b>		<b>4090</b>	<b>11.2</b>	<b>19.1</b>		
						<b>YEAR TO DATE</b>		876.24	1,338.43	133.83	1,472.26		8107	10.8	18.2		
7050 15405338 04474 11BU371 5732 FORD RANGER WHITE	01/02/26	17:41:14	BIBRA LAKE	WA	7451	009918	ULT DSL	168.84	33.41	51.28	5.13	56.41	113407	285	11.7	19.8	
	06/02/26	04:39:44	COCKBURN CENTRAL	WA	7395	020339	ULT DSL	170.80	58.44	90.74	9.07	99.81	114007	600	9.7	16.6	
	09/02/26	05:02:15	COCKBURN CENTRAL	WA	7395	082598	ULT DSL	171.27	51.24	79.78	7.98	87.76	114498	491	10.4	17.9	
	11/02/26	04:19:39	COCKBURN CENTRAL	WA	7395	020668	ULT DSL	171.27	33.27	51.80	5.18	56.98	114817	319	10.4	17.9	
	13/02/26	18:48:24	BIBRA LAKE	WA	7451	010784	ULT DSL	171.27	37.20	57.92	5.79	63.71	115171	354	10.5	18.0	
	15/02/26	17:27:19	SUCCESS	WA	5992	055293	ULT DSL	169.27	45.73	70.37	7.04	77.41	115661	490	9.3	15.8	
	17/02/26	22:50:52	COCKBURN CENTRAL	WA	7395	082816	ULT DSL	172.13	40.73	63.74	6.37	70.11	116037	376	10.8	18.6	
	20/02/26	13:01:49	BIBRA LAKE	WA	7451	086035	ULT DSL	172.13	57.70	90.29	9.03	99.32	116576	539	10.7	18.4	
	22/02/26	21:50:01	SUCCESS	WA	5992	033681	ULT DSL	170.13	52.56	81.29	8.13	89.42	117066	490	10.7	18.2	

**BP Australia Pty Ltd**  
 A.B.N. 53 004 085 616  
 GPO Box 1621  
 MELBOURNE VIC 3001

## BP Plus Fleet Control Report

Account Enquiries: BP Accounts Receivable Telephone: 1800 225 527



CITY OF COCKBURN  
 Accounts Payable (Invoice Only) PO  
 067775  
 PO Box 1215  
 BIBRA LAKE DC PRIVATE BOXES WA  
 6965

CITY OF COCKBURN

Account Number: **0050188034**      Customer Number: **0115405338**  
 Period Starting: **01/02/2026**      Period Ending: **28/02/2026**

Page: 27 of 36  
 Date: 28/02/2026

Card Number Vehicle/Driver	Date	Time	Purchase Location	Site No.	Receipt Number	Customer Reference	Product/Service					Odo meter (km)	KM Span	Litres/100km	Cents /km		
							Description	CPL Price	Litres	Total Exc GST (\$)	GST (\$)					Total Inc GST (\$)	
Cost Centre  7050 90000773 68008 11NJ945 5743 WHITE FORD RANGER	24/02/26	14:57:22	COCKBURN CENTRAL	WA	7395	021576	ULT DSL	170.62	45.34	70.33	7.03	77.36	117477	411	11.0	18.8	
	27/02/26	13:46:33	BIBRA LAKE	WA	7451	088388	ULT DSL	170.62	58.45	90.66	9.07	99.73	117970	493	11.9	20.2	
							DIESEL		514.07	798.20	79.82	878.02					
							<b>TOTAL THIS PERIOD</b>		<b>514.07</b>	<b>798.20</b>	<b>79.82</b>	<b>878.02</b>		<b>4948</b>	<b>10.6</b>	<b>18.1</b>	
							<b>YEAR TO DATE</b>		<b>853.42</b>	<b>1,310.85</b>	<b>131.08</b>	<b>1,441.93</b>		<b>7213</b>	<b>11.8</b>	<b>20.0</b>	
Cost Centre  7050 90000773 97569 11NJ944 5753 WHITE FORD RANGER	03/02/26	07:40:37	BIBRA LAKE	WA	7451	009999	ULT DSL	170.80	60.21	93.49	9.35	102.84	45873	553	10.9	18.6	
	04/02/26	16:43:59	BIBRA LAKE	WA	7451	010144	ULT DSL	170.80	24.68	38.32	3.83	42.15	46120	247	10.0	17.1	
	05/02/26	08:09:40	BIBRA LAKE	WA	7451	010156	ULT DSL	170.80	17.30	26.86	2.69	29.55	46266	146	11.8	20.2	
	05/02/26	23:26:47	SPEARWOOD	WA	6443	008194	ULT DSL	168.80	19.80	30.38	3.04	33.42	46456	190	10.4	17.6	
	07/02/26	23:22:29	SPEARWOOD	WA	6443	008246	ULT DSL	168.80	36.48	55.98	5.60	61.58	46795	339	10.8	18.2	
	12/02/26	15:04:56	SUCCESS	WA	5992	055145	ULT DSL	169.27	74.93	115.30	11.53	126.83	48474	1679	4.5	7.6	
	13/02/26	17:43:31	BIBRA LAKE	WA	7451	010783	ULT DSL	171.27	16.41	25.55	2.56	28.11	47646				
	17/02/26	16:51:44	BIBRA LAKE	WA	7451	087851	ULT DSL	172.13	51.76	80.99	8.10	89.09	48114	468	11.1	19.0	
	20/02/26	05:37:44	BIBRA LAKE	WA	7451	011161	ULT DSL	172.13	43.67	68.34	6.83	75.17	48608	494	8.8	15.2	
	25/02/26	05:32:59	BIBRA LAKE	WA	7451	011447	ULT DSL	170.62	73.07	113.34	11.33	124.67	49396	788	9.3	15.8	
	27/02/26	04:40:41	SPEARWOOD	WA	6443	008867	ULT DSL	168.62	35.52	54.45	5.45	59.90	79850				
							DIESEL		453.83	703.00	70.31	773.31					
							<b>TOTAL THIS PERIOD</b>		<b>453.83</b>	<b>703.00</b>	<b>70.31</b>	<b>773.31</b>		<b>4904</b>	<b>9.3</b>	<b>15.8</b>	
							<b>YEAR TO DATE</b>		<b>898.27</b>	<b>1,372.12</b>	<b>137.21</b>	<b>1,509.33</b>		<b>8540</b>	<b>10.5</b>	<b>17.7</b>	
Cost Centre  7050 90000773 68008 11NJ945 5743 WHITE FORD RANGER							DIESEL		453.83	703.00	70.31	773.31					
							<b>TOTAL THIS PERIOD</b>		<b>453.83</b>	<b>703.00</b>	<b>70.31</b>	<b>773.31</b>		<b>4904</b>	<b>9.3</b>	<b>15.8</b>	
							<b>YEAR TO DATE</b>		<b>898.27</b>	<b>1,372.12</b>	<b>137.21</b>	<b>1,509.33</b>		<b>8540</b>	<b>10.5</b>	<b>17.7</b>	
	Cost Centre  7050 90000773 97569 11NJ944 5753 WHITE FORD RANGER	04/02/26	17:40:16	BIBRA LAKE	WA	7451	010148	ULT DSL	170.80	44.81	69.57	6.96	76.53	37052	416	10.8	18.4
		05/02/26	17:38:51	BIBRA LAKE	WA	7451	010233	ULT DSL	170.80	23.10	35.86	3.59	39.45	37265	213	10.8	18.5
06/02/26		17:39:38	BIBRA LAKE	WA	7451	010338	ULT DSL	170.80	22.38	34.75	3.47	38.22	37452	187	12.0	20.4	
07/02/26		17:36:27	BIBRA LAKE	WA	7451	010391	ULT DSL	170.80	25.09	38.95	3.90	42.85	37683	231	10.9	18.5	
10/02/26		16:44:08	BIBRA LAKE	WA	7451	087580	ULT DSL	171.27	43.02	66.98	6.70	73.68	38115	432	10.0	17.1	
	17/02/26	13:57:56	SPEARWOOD	WA	6443	008542	ULT DSL	170.13	56.15	86.85	8.68	95.53	38654	539	10.4	17.7	
	21/02/26	23:22:42	SUCCESS	WA	5992	033663	ULT DSL	170.13	58.56	90.57	9.06	99.63	39106	452	13.0	22.0	
	23/02/26	23:43:07	COCKBURN CENTRAL	WA	7395	082952	ULT DSL	170.62	44.44	68.94	6.89	75.83	39600	494	9.0	15.4	

**BP Australia Pty Ltd**  
 A.B.N. 53 004 085 616  
 GPO Box 1621  
 MELBOURNE VIC 3001

## BP Plus Fleet Control Report



Account Enquiries: BP Accounts Receivable Telephone: 1800 225 527

CITY OF COCKBURN  
 Accounts Payable (Invoice Only) PO  
 067775  
 PO Box 1215  
 BIBRA LAKE DC PRIVATE BOXES WA  
 6965

CITY OF COCKBURN

Account Number: **0050188034**      Customer Number: **0115405338**  
 Period Starting: **01/02/2026**      Period Ending: **28/02/2026**

Page: 28 of 36  
 Date: 28/02/2026

Card Number Vehicle/Driver	Date	Time	Purchase Location	Site No.	Receipt Number	Customer Reference	Product/Service					Odo meter (km)	KM Span	Litres/100km	Cents /km			
							Description	CPL Price	Litres	Total Exc GST (\$)	GST (\$)					Total Inc GST (\$)		
Cost Centre  7050 15405338 04581 1ICB466 5762 WHITE FORD RANGER			5753				DIESEL	317.55	492.47	49.25	541.72							
				<b>TOTAL</b>	<b>THIS PERIOD</b>	<b>317.55</b>	<b>492.47</b>	<b>49.25</b>	<b>541.72</b>			<b>2964</b>	<b>10.7</b>	<b>18.3</b>				
				<b>YEAR TO DATE</b>		728.09	1,109.10	110.90	1,220.00			6398	11.4	19.1				
				DIESEL		317.55	492.47	49.25	541.72									
				<b>TOTAL</b>	<b>THIS PERIOD</b>	<b>317.55</b>	<b>492.47</b>	<b>49.25</b>	<b>541.72</b>			<b>2964</b>	<b>10.7</b>	<b>18.3</b>				
				<b>YEAR TO DATE</b>		728.09	1,109.10	110.90	1,220.00			6398	11.4	19.1				
		01/02/26		05:46:17	SUCCESS	WA	5992	048096	ULT DSL	166.84	30.19	45.79	4.58	50.37	18204	353	8.6	14.3
		02/02/26		05:34:40	SUCCESS	WA	5992	032950	ULT DSL	168.80	19.33	29.66	2.97	32.63	118408			
		03/02/26		05:30:57	SPEARWOOD	WA	6443	008092	ULT DSL	168.80	14.95	22.95	2.29	25.24	118575	167	9.0	15.1
		15/02/26		11:40:02	BIBRA LAKE	WA	7451	010844	ULSD G10	170.27	58.39	90.38	9.04	99.42	119135	560	10.4	17.8
	19/02/26	04:59:57	BIBRA LAKE	WA	7451	011086	ULT DSL	172.13	45.05	70.49	7.05	77.54	119672	537	8.4	14.4		
	20/02/26	05:04:30	BIBRA LAKE	WA	7451	011158	ULT DSL	172.13	20.74	32.45	3.25	35.70	119865	193	10.7	18.5		
	21/02/26	05:26:28	BIBRA LAKE	WA	7451	011243	ULT DSL	172.13	26.70	41.78	4.18	45.96	120169	304	8.8	15.1		
	22/02/26	05:12:32	SPEARWOOD	WA	6443	008691	ULT DSL	170.13	28.47	44.04	4.40	48.44	120454	285	10.0	17.0		
	23/02/26	05:34:34	BIBRA LAKE	WA	7451	011299	ULT DSL	170.62	22.20	34.44	3.44	37.88	20693					
	24/02/26	05:13:01	BIBRA LAKE	WA	7451	011355	ULT DSL	170.62	22.71	35.23	3.52	38.75	120946					
	25/02/26	04:50:03	BIBRA LAKE	WA	7451	011445	ULT DSL	170.62	13.16	20.41	2.04	22.45	121066	120	11.0	18.7		
							DIESEL	301.89	467.62	46.76	514.38							
							<b>TOTAL</b>	<b>301.89</b>	<b>467.62</b>	<b>46.76</b>	<b>514.38</b>			<b>2519</b>	<b>12.0</b>	<b>20.4</b>		
							<b>YEAR TO DATE</b>	734.16	1,115.09	111.51	1,226.60			6426	11.4	19.1		
Cost Centre  7050 15405338 03807 1HF120 5971 WHITE FORD RANGER UTILITY			5762				DIESEL	301.89	467.62	46.76	514.38							
				<b>TOTAL</b>	<b>THIS PERIOD</b>	<b>301.89</b>	<b>467.62</b>	<b>46.76</b>	<b>514.38</b>			<b>2519</b>	<b>12.0</b>	<b>20.4</b>				
				<b>YEAR TO DATE</b>		734.16	1,115.09	111.51	1,226.60			6426	11.4	19.1				
				DIESEL		301.89	467.62	46.76	514.38									
				<b>TOTAL</b>	<b>THIS PERIOD</b>	<b>301.89</b>	<b>467.62</b>	<b>46.76</b>	<b>514.38</b>			<b>2519</b>	<b>12.0</b>	<b>20.4</b>				
				<b>YEAR TO DATE</b>		734.16	1,115.09	111.51	1,226.60			6426	11.4	19.1				
		03/02/26		08:08:19	BIBRA LAKE	WA	7451	087291	ULSD G10	169.80	68.57	105.85	10.58	116.43	52254	741	9.3	15.7
		26/02/26		08:20:45	BIBRA LAKE	WA	7451	088274	ULT DSL	170.62	71.47	110.85	11.09	121.94	52987	733	9.8	16.6
									DIESEL	140.04	216.70	21.67	238.37					
									<b>TOTAL</b>	<b>140.04</b>	<b>216.70</b>	<b>21.67</b>	<b>238.37</b>			<b>1474</b>	<b>9.5</b>	<b>16.2</b>
							<b>YEAR TO DATE</b>	140.04	216.70	21.67	238.37			1474	9.5	16.2		

**BP Australia Pty Ltd**  
 A.B.N. 53 004 085 616  
 GPO Box 1621  
 MELBOURNE VIC 3001

## BP Plus Fleet Control Report



Account Enquiries: BP Accounts Receivable Telephone: 1800 225 527

CITY OF COCKBURN  
 Accounts Payable (Invoice Only) PO  
 067775  
 PO Box 1215  
 BIBRA LAKE DC PRIVATE BOXES WA  
 6965

CITY OF COCKBURN

Account Number: **0050188034**      Customer Number: **0115405338**  
 Period Starting: **01/02/2026**      Period Ending: **28/02/2026**

Page: 29 of 36  
 Date: 28/02/2026

Card Number Vehicle/Driver	Date	Time	Purchase Location	Site No.	Receipt Number	Customer Reference	Product/Service					Odo meter (km)	KM Span	Litres/100km	Cents /km
							Description	CPL Price	Litres	Total Exc GST (\$)	GST (\$)				
7050 15405338 01223 1DPZ703 6181 WHITE TOYOTA HIACE COMMUTER	10/02/26	20:02:49	COCKBURN CENTRAL WA	7395	020659		DIESEL	140.04	216.70	21.67	238.37				
						<b>TOTAL</b>	<b>THIS PERIOD</b>	<b>140.04</b>	<b>216.70</b>	<b>21.67</b>	<b>238.37</b>		<b>1474</b>	<b>9.5</b>	<b>16.2</b>
							<b>YEAR TO DATE</b>	140.04	216.70	21.67	238.37		1474	9.5	16.2
							ULT DSL	171.27	45.27	70.48	77.53	59725	491	9.2	15.8
							DIESEL		45.27	70.48	77.53				
						<b>TOTAL</b>	<b>THIS PERIOD</b>	<b>45.27</b>	<b>70.48</b>	<b>7.05</b>	<b>77.53</b>		<b>491</b>	<b>9.2</b>	<b>15.8</b>
	<b>YEAR TO DATE</b>	159.22	241.59	24.16	265.75		491	32.4	54.1						
7050 90000774 08739 1IPR567 6612 WHITE MITSUBISHI TRITON	24/02/26	07:41:48	COCKBURN CENTRAL WA	7395	021544		DIESEL	45.27	70.48	7.05	77.53				
						<b>TOTAL</b>	<b>THIS PERIOD</b>	<b>45.27</b>	<b>70.48</b>	<b>7.05</b>	<b>77.53</b>		<b>491</b>	<b>9.2</b>	<b>15.8</b>
							<b>YEAR TO DATE</b>	159.22	241.59	24.16	265.75		491	32.4	54.1
							ULT DSL	170.62	63.80	98.96	108.86	46250			
							DIESEL		63.80	98.96	108.86				
						<b>TOTAL</b>	<b>THIS PERIOD</b>	<b>63.80</b>	<b>98.96</b>	<b>9.90</b>	<b>108.86</b>				
	<b>YEAR TO DATE</b>	197.56	300.03	30.01	330.04										
7050 90000768 73651 1IMB584 6681 WHITE FORD RANGER	12/02/26	07:37:45	BIBRA LAKE WA	7451	087650		DIESEL	63.80	98.96	9.90	108.86				
						<b>TOTAL</b>	<b>THIS PERIOD</b>	<b>63.80</b>	<b>98.96</b>	<b>9.90</b>	<b>108.86</b>				
							<b>YEAR TO DATE</b>	197.56	300.03	30.01	330.04				
							ULT DSL	171.27	66.39	103.36	113.70	13910	610	10.9	18.6
							DIESEL		66.39	103.36	113.70				
						<b>TOTAL</b>	<b>THIS PERIOD</b>	<b>66.39</b>	<b>103.36</b>	<b>10.34</b>	<b>113.70</b>		<b>610</b>	<b>10.9</b>	<b>18.6</b>
	<b>YEAR TO DATE</b>	200.80	306.21	30.63	336.84		1281	15.7	26.3						

**BP Australia Pty Ltd**  
 A.B.N. 53 004 085 616  
 GPO Box 1621  
 MELBOURNE VIC 3001

## BP Plus Fleet Control Report

Account Enquiries: BP Accounts Receivable Telephone: 1800 225 527



CITY OF COCKBURN  
 Accounts Payable (Invoice Only) PO  
 067775  
 PO Box 1215  
 BIBRA LAKE DC PRIVATE BOXES WA  
 6965

CITY OF COCKBURN

Account Number: **0050188034**      Customer Number: **0115405338**  
 Period Starting: **01/02/2026**      Period Ending: **28/02/2026**

Page: 30 of 36  
 Date: 28/02/2026

Card Number Vehicle/Driver	Date	Time	Purchase Location	Site No.	Receipt Number	Customer Reference	Product/Service					Odo meter (km)	KM Span	Litres/100km	Cents /km	
							Description	CPL Price	Litres	Total Exc GST (\$)	GST (\$)					Total Inc GST (\$)
7050 90000768 77884 1GGP946 6911 SILVER HYUNDAI I30 HATCH	03/02/26	13:32:52	SUCCESS WA	5992	054750		DIESEL	66.39	103.36	10.34	113.70					
						<b>TOTAL</b>	<b>THIS PERIOD</b>	<b>66.39</b>	<b>103.36</b>	<b>10.34</b>	<b>113.70</b>		<b>610</b>	<b>10.9</b>	<b>18.6</b>	
							<b>YEAR TO DATE</b>	200.80	306.21	30.63	336.84	1281	15.7	26.3		
							ULP UNM	149.70 P	39.77	54.13	5.41	59.54	62782	424	9.4	14.0
							M/S		39.77	54.13	5.41	59.54				
						<b>TOTAL</b>	<b>THIS PERIOD</b>	<b>39.77</b>	<b>54.13</b>	<b>5.41</b>	<b>59.54</b>		<b>424</b>	<b>9.4</b>	<b>14.0</b>	
	<b>YEAR TO DATE</b>	39.77	54.13	5.41	59.54	424	9.4	14.0								
7050 15405338 04441 1IAN776 6931 WHITE FORD RANGER	16/02/26	12:10:32	BIBRA LAKE WA	7451	010906		M/S	39.77	54.13	5.41	59.54					
						<b>TOTAL</b>	<b>THIS PERIOD</b>	<b>39.77</b>	<b>54.13</b>	<b>5.41</b>	<b>59.54</b>		<b>424</b>	<b>9.4</b>	<b>14.0</b>	
							<b>YEAR TO DATE</b>	39.77	54.13	5.41	59.54	424	9.4	14.0		
							ULT DSL	172.13	69.69	109.05	10.91	119.96	20900	540	12.9	22.2
							DIESEL		69.69	109.05	10.91	119.96				
						<b>TOTAL</b>	<b>THIS PERIOD</b>	<b>69.69</b>	<b>109.05</b>	<b>10.91</b>	<b>119.96</b>		<b>540</b>	<b>12.9</b>	<b>22.2</b>	
	<b>YEAR TO DATE</b>	142.17	218.11	21.82	239.93	1100	12.9	21.8								
7050 15405338 04433 1IAN778 6941 WHITE FORD RANGER	23/02/26	09:00:25	BIBRA LAKE WA	7451	088101		DIESEL	69.69	109.05	10.91	119.96					
						<b>TOTAL</b>	<b>THIS PERIOD</b>	<b>69.69</b>	<b>109.05</b>	<b>10.91</b>	<b>119.96</b>		<b>540</b>	<b>12.9</b>	<b>22.2</b>	
							<b>YEAR TO DATE</b>	142.17	218.11	21.82	239.93	1100	12.9	21.8		
							ULT DSL	170.62	74.97	116.29	11.63	127.92	26935	1566	4.8	8.2
							DIESEL		74.97	116.29	11.63	127.92				
						<b>TOTAL</b>	<b>THIS PERIOD</b>	<b>74.97</b>	<b>116.29</b>	<b>11.63</b>	<b>127.92</b>		<b>1566</b>	<b>4.8</b>	<b>8.2</b>	
	<b>YEAR TO DATE</b>	150.65	232.45	23.25	255.70	2380	6.3	10.7								

**BP Australia Pty Ltd**  
 A.B.N. 53 004 085 616  
 GPO Box 1621  
 MELBOURNE VIC 3001

## BP Plus Fleet Control Report

Account Enquiries: BP Accounts Receivable Telephone: 1800 225 527



CITY OF COCKBURN  
 Accounts Payable (Invoice Only) PO  
 067775  
 PO Box 1215  
 BIBRA LAKE DC PRIVATE BOXES WA  
 6965

CITY OF COCKBURN

Account Number: **0050188034**      Customer Number: **0115405338**  
 Period Starting: **01/02/2026**      Period Ending: **28/02/2026**

Page: 31 of 36  
 Date: 28/02/2026

Card Number Vehicle/Driver	Date	Time	Purchase Location		Site No.	Receipt Number	Customer Reference	Product/Service					Odo meter (km)	KM Span	Litres/100km	Cents /km
								Description	CPL Price	Litres	Total Exc GST (\$)	GST (\$)				
7050 90000763 26726 1IH4592 6951 WHITE FORD RANGER	20/02/26	14:01:26	BIBRA LAKE	WA	7451	088042		DIESEL	74.97	116.29	11.63	127.92				
							<b>TOTAL</b>	<b>THIS PERIOD</b>	<b>74.97</b>	<b>116.29</b>	<b>11.63</b>	<b>127.92</b>		<b>1566</b>	<b>4.8</b>	<b>8.2</b>
							<b>YEAR TO DATE</b>	150.65	232.45	23.25	255.70		2380	6.3	10.7	
							ULSD G10	171.13	68.29	106.24	10.62	116.86	13651	642	10.6	18.2
7050 15405338 04615 1IH4589 6961 WHITE FORD RANGER UTE	06/02/26 25/02/26	10:15:24 09:39:39	BIBRA LAKE BIBRA LAKE	WA WA	7451	087426 011470		DIESEL	68.29	106.24	10.62	116.86				
							<b>TOTAL</b>	<b>THIS PERIOD</b>	<b>68.29</b>	<b>106.24</b>	<b>10.62</b>	<b>116.86</b>		<b>642</b>	<b>10.6</b>	<b>18.2</b>
							<b>YEAR TO DATE</b>	136.98	211.05	21.10	232.15		1279	10.7	18.2	
							ULSD G10	169.80	74.41	114.86	11.49	126.35	30514	849	8.8	14.9
							ULT DSL	170.62	69.99	108.56	10.86	119.42	31246	732	9.6	16.3
							DIESEL	144.40	223.42	22.35	245.77					
<b>TOTAL</b>	<b>THIS PERIOD</b>	<b>144.40</b>	<b>223.42</b>	<b>22.35</b>	<b>245.77</b>		<b>1581</b>	<b>9.1</b>	<b>15.5</b>							
<b>YEAR TO DATE</b>	279.94	426.17	42.63	468.80		3066	9.1	15.3								
7050 90000764 77594 1HHZ646 7454 MERC REAR LOADER - HOURS	31/01/26	07:03:49	BIBRA LAKE	WA	7451	009873		DIESEL	144.40	223.42	22.35	245.77				
							<b>TOTAL</b>	<b>THIS PERIOD</b>	<b>144.40</b>	<b>223.42</b>	<b>22.35</b>	<b>245.77</b>		<b>1581</b>	<b>9.1</b>	<b>15.5</b>
							<b>YEAR TO DATE</b>	279.94	426.17	42.63	468.80		3066	9.1	15.3	
							AdBlue	199.90 P	4.76	8.65	0.87	9.52	7740	15	31.7	63.5
							ULSD G10	167.84	128.94	196.74	19.67	216.41				
							ULSD G10	169.80	141.06	217.74	21.77	239.51	7754	14	1007.6	1710.8
							ULSD G10	169.80	112.82	174.15	17.41	191.56	7768	14	805.9	1368.3
							AdBlue	199.90 P	11.12	20.21	2.02	22.23	7776	8	139.0	277.9
							ULSD G10	169.80	68.59	105.87	10.59	116.46				
							ULT DSL	170.80	59.77	92.80	9.28	102.08	89554			
							ULSD G10	170.27	65.28	101.05	10.10	111.15	7793			
							ULSD G10	170.27	106.40	164.70	16.47	181.17	7620			
							AdBlue	199.90 P	10.38	18.86	1.89	20.75	7815	195	5.3	10.6
							ULSD G10	170.27	129.42	200.33	20.03	220.36				
ULSD G10	170.27	49.73	76.97	7.70	84.67	7822	7	710.4	1209.6							

**BP Australia Pty Ltd**  
 A.B.N. 53 004 085 616  
 GPO Box 1621  
 MELBOURNE VIC 3001

## BP Plus Fleet Control Report

Account Enquiries: BP Accounts Receivable Telephone: 1800 225 527



CITY OF COCKBURN  
 Accounts Payable (Invoice Only) PO  
 067775  
 PO Box 1215  
 BIBRA LAKE DC PRIVATE BOXES WA  
 6965

CITY OF COCKBURN

Account Number: **0050188034**      Customer Number: **0115405338**  
 Period Starting: **01/02/2026**      Period Ending: **28/02/2026**

Page: 32 of 36  
 Date: 28/02/2026

Card Number Vehicle/Driver	Date	Time	Purchase Location	Site No.	Receipt Number	Customer Reference	Product/Service					Odo meter (km)	KM Span	Litres/100km	Cents /km		
							Description	CPL Price	Litres	Total Exc GST (\$)	GST (\$)					Total Inc GST (\$)	
Cost Centre  7050 90000764 78311 1HHZ645 7473 MERC REAR LOADER - HOURS	16/02/26	06:13:25	BIBRA LAKE	WA	7451	010866	ULSD G10	171.13	99.03	154.06	15.41	169.47	7833	11	900.3	1540.6	
	18/02/26	06:22:13	BIBRA LAKE	WA	7451	087862	AdBlue	199.90	P 8.17	14.85	1.48	16.33	7848	15	54.5	108.9	
	20/02/26	06:23:14	BIBRA LAKE	WA	7451	088018	ULSD G10	171.13	109.96	171.06	17.11	188.17					
	21/02/26	14:04:47	BIBRA LAKE	WA	7451	011278	ULSD G10	171.13	105.88	164.72	16.47	181.19		13	814.5	1393.8	
	24/02/26	06:27:00	BIBRA LAKE	WA	7451	088145	ULT DSL	172.13	75.23	117.72	11.77	129.49					
							AdBlue	199.90	P 8.28	15.05	1.50	16.55	7880				
							ULSD G10	169.62	68.86	106.18	10.62	116.80					
		26/02/26	06:38:30	BIBRA LAKE	WA	7451	011543	ULSD G10	169.62	129.39	199.53	19.95	219.48	7893	13	995.3	1688.3
							ADBLUE		42.71	77.62	7.76	85.38					
							DIESEL	1450.36		2243.62	224.35	2467.97					
						<b>TOTAL</b>			<b>1,493.07</b>	<b>2,321.24</b>	<b>232.11</b>	<b>2,553.35</b>		<b>305</b>	<b>489.5</b>	<b>837.2</b>	
						<b>YEAR TO DATE</b>		2,789.55	4,283.97	428.38	4,712.35		457	610.4	1031.1		
Cost Centre  7050 15405338 00787	06/02/26	12:02:27	BIBRA LAKE	WA	7451	010304	ADBLUE		42.71	77.62	7.76	85.38					
							DIESEL	1450.36		2243.62	224.35	2467.97					
							<b>TOTAL</b>			<b>1,493.07</b>	<b>2,321.24</b>	<b>232.11</b>	<b>2,553.35</b>		<b>305</b>	<b>489.5</b>	<b>837.2</b>
							<b>YEAR TO DATE</b>		2,789.55	4,283.97	428.38	4,712.35		457	610.4	1031.1	
	09/02/26	06:20:01	BIBRA LAKE	WA	7451	087444	ULSD G10	171.13	114.37	177.93	17.79	195.72	7914	12	61.4	122.8	
							ULSD G10	170.27	69.21	107.13	10.71	117.84	1940				
							ULSD G10	170.27	98.49	152.45	15.25	167.70					
	12/02/26	06:25:42	BIBRA LAKE	WA	7451	087635	ULSD G10	171.13	114.37	177.93	17.79	195.72		6	1906.2	3262.0	
	18/02/26	06:12:53	BIBRA LAKE	WA	7451	087861	ULSD G10	171.13	138.02	214.72	21.47	236.19	89502				
	21/02/26	07:11:25	BIBRA LAKE	WA	7451	011254	AdBlue	199.90	P 15.41	28.00	2.80	30.80	7987				
23/02/26	06:44:32	BIBRA LAKE	WA	7451	011307	ULSD G10	169.62	97.84	150.87	15.09	165.96						
						ULSD G10	169.62	121.78	187.79	18.78	206.57	8002	15	811.9	1377.1		
						ADBLUE		25.29	45.95	4.60	50.55						
						DIESEL	799.13		1236.97	123.70	1360.67						
						<b>TOTAL</b>			<b>824.42</b>	<b>1,282.92</b>	<b>128.30</b>	<b>1,411.22</b>		<b>33</b>	<b>2498.2</b>	<b>4276.4</b>	
						<b>YEAR TO DATE</b>		1,861.18	2,852.57	285.26	3,137.83		127	1465.5	2470.7		
7050 15405338 00787	31/01/26	17:12:38	PIARA WATERS	WA	1110	004521	ADBLUE		25.29	45.95	4.60	50.55					
							DIESEL	799.13		1236.97	123.70	1360.67					
						<b>TOTAL</b>			<b>824.42</b>	<b>1,282.92</b>	<b>128.30</b>	<b>1,411.22</b>		<b>33</b>	<b>2498.2</b>	<b>4276.4</b>	
						<b>YEAR TO DATE</b>		1,861.18	2,852.57	285.26	3,137.83		127	1465.5	2470.7		
						ULT DSL	166.84	17.24	26.15	2.61	28.76	777					

**BP Australia Pty Ltd**  
 A.B.N. 53 004 085 616  
 GPO Box 1621  
 MELBOURNE VIC 3001

## BP Plus Fleet Control Report

Account Enquiries: BP Accounts Receivable Telephone: 1800 225 527



CITY OF COCKBURN  
 Accounts Payable (Invoice Only) PO  
 067775  
 PO Box 1215  
 BIBRA LAKE DC PRIVATE BOXES WA  
 6965

CITY OF COCKBURN

Account Number: **0050188034**      Customer Number: **0115405338**  
 Period Starting: **01/02/2026**      Period Ending: **28/02/2026**

Page: 33 of 36  
 Date: 28/02/2026

Card Number Vehicle/Driver	Date	Time	Purchase Location	Site No.	Receipt Number	Customer Reference	Product/Service					Odo meter (km)	KM Span	Litres/100km	Cents /km	
							Description	CPL Price	Litres	Total Exc GST (\$)	GST (\$)					Total Inc GST (\$)
1DMM806 7602 WHITE IZUZU TRUCK	01/02/26	17:50:46	COCKBURN CENTRAL	WA	7395	019962	ULSD G10	167.84	36.53	55.74	5.57	61.31	12000	177	17.0	28.8
	02/02/26	18:30:37	PIARA WATERS	WA	1110	004609	ULT DSL	168.80	66.63	102.25	10.22	112.47	66457			
	26/02/26	10:06:41	COCKBURN CENTRAL	WA	7395	021704	ULSD G10	169.62	30.05	46.34	4.63	50.97	66634			
							DIESEL		150.45	230.48	23.03	253.51				
	<b>TOTAL</b>	<b>THIS PERIOD</b>							<b>150.45</b>	<b>230.48</b>	<b>23.03</b>	<b>253.51</b>				
	<b>YEAR TO DATE</b>							657.53	990.40	99.01	1,089.41					
<b>Cost Centre</b>			<b>7602</b>										<b>177</b>	<b>85.0</b>	<b>143.2</b>	
													1053	62.4	103.5	
7050 90000764 78337 1GHM244 7701 UD REAR LOADER - HOURS	02/02/26	07:51:54	BIBRA LAKE	WA	7451	009940	ULSD G10	169.80	86.00	132.75	13.27	146.02	8147	177	85.0	143.2
	04/02/26	08:19:43	BIBRA LAKE	WA	7451	010076	ULSD G10	169.80	79.65	122.95	12.29	135.24	8160			
	10/02/26	08:20:30	BIBRA LAKE	WA	7451	087510	ULSD G10	170.27	126.32	195.53	19.55	215.08	8177			
	14/02/26	08:28:01	BIBRA LAKE	WA	7451	010795	ULT DSL	171.27	147.23	229.24	22.92	252.16	12304			
							DIESEL		439.20	680.47	68.03	748.50				
<b>TOTAL</b>	<b>THIS PERIOD</b>							<b>439.20</b>	<b>680.47</b>	<b>68.03</b>	<b>748.50</b>					
	<b>YEAR TO DATE</b>							1,046.64	1,592.33	159.21	1,751.54					
<b>Cost Centre</b>			<b>7701</b>										<b>177</b>	<b>85.0</b>	<b>143.2</b>	
													1053	62.4	103.5	
7050 90000773 22153 1INV373 7923 WHITE FORD RANGER	02/02/26	14:29:53	BIBRA LAKE	WA	7451	087248	ULT DSL	170.80	72.18	112.07	11.21	123.28	12626	1433	10.1	17.4
	19/02/26	10:52:42	BIBRA LAKE	WA	7451	011117	ULT DSL	172.13	72.83	113.96	11.40	125.36	13337			
							DIESEL		145.01	226.03	22.61	248.64				
	<b>TOTAL</b>	<b>THIS PERIOD</b>							<b>145.01</b>	<b>226.03</b>	<b>22.61</b>	<b>248.64</b>				
		<b>YEAR TO DATE</b>							214.30	329.67	32.97	362.64				
<b>Cost Centre</b>			<b>7923</b>										<b>1433</b>	<b>10.1</b>	<b>17.4</b>	
													2123	10.1	17.1	
7050 90000781 77317 1HTF631 7952	19/02/26	15:39:06	BIBRA LAKE	WA	7451	087988	ULT DSL	172.13	69.95	109.45	10.95	120.40	3149			

**BP Australia Pty Ltd**  
 A.B.N. 53 004 085 616  
 GPO Box 1621  
 MELBOURNE VIC 3001

# BP Plus Fleet Control Report



Account Enquiries: BP Accounts Receivable Telephone: 1800 225 527

CITY OF COCKBURN  
 Accounts Payable (Invoice Only) PO  
 067775  
 PO Box 1215  
 BIBRA LAKE DC PRIVATE BOXES WA  
 6965

CITY OF COCKBURN

Account Number: **0050188034**      Customer Number: **0115405338**  
 Period Starting: **01/02/2026**      Period Ending: **28/02/2026**

Page: 34 of 36  
 Date: 28/02/2026

Card Number Vehicle/Driver	Date	Time	Purchase Location	Site No.	Receipt Number	Customer Reference	Product/Service					Odo meter (km)	KM Span	Litres/100km	Cents /km	
							Description	CPL Price	Litres	Total Exc GST (\$)	GST (\$)					Total Inc GST (\$)
WHITE FORD RANGER UTILITY  <b>Cost Centre</b>			7952				DIESEL	69.95	109.45	10.95	120.40					
							<b>TOTAL</b>	<b>THIS PERIOD</b>	<b>69.95</b>	<b>109.45</b>	<b>10.95</b>	<b>120.40</b>				
							<b>YEAR TO DATE</b>	204.66	314.31	31.43	345.74	658	31.1	52.5		
							DIESEL	69.95	109.45	10.95	120.40					
7050 90000780 24600 11UC821 7982 HYUNDAI I30 WHITE  <b>Cost Centre</b>	16/02/26	12:47:51	SUCCESS	WA	5992	065327	ULP UNM	153.36	39.21	54.66	5.47	60.13	51367			
							<b>TOTAL</b>	<b>THIS PERIOD</b>	<b>39.21</b>	<b>54.66</b>	<b>5.47</b>	<b>60.13</b>				
							<b>YEAR TO DATE</b>	204.66	314.31	31.43	345.74	658	31.1	52.5		
							M/S	39.21	54.66	5.47	60.13					
7050 90000764 78345 1IGU560 8401 SCHAFFER ART LOADER - HOURS  <b>Cost Centre</b>	31/01/26	07:05:09	BIBRA LAKE	WA	7451	009874	ULSD G10	167.84	71.90	109.71	10.97	120.68	1351	26	276.5	464.2
							ULSD G10	170.27	27.75	42.95	4.30	47.25	1396	45	61.7	105.0
							ULSD G10	171.13	68.66	106.82	10.68	117.50	1420	24	286.1	489.6
							ULSD G10	171.13	45.95	71.48	7.15	78.63	1440	20	229.8	393.2
7050 15405338 02593 OTHER Other  <b>Cost Centre</b>	17/02/26	11:21:24	BIBRA LAKE	WA	7451	010972	ULSD G10	169.62	25.46	39.26	3.93	43.19	1541	101	25.2	42.8
							ULSD G10	169.62	51.52	79.45	7.94	87.39	1471			
							DIESEL	291.24	449.67	44.97	494.64					
							<b>TOTAL</b>	<b>THIS PERIOD</b>	<b>291.24</b>	<b>449.67</b>	<b>44.97</b>	<b>494.64</b>				
<b>YEAR TO DATE</b>	577.21	879.63	87.97	967.60	314	183.8	308.2									
DIESEL	291.24	449.67	44.97	494.64												
<b>TOTAL</b>	<b>THIS PERIOD</b>	<b>291.24</b>	<b>449.67</b>	<b>44.97</b>	<b>494.64</b>											
<b>YEAR TO DATE</b>	577.21	879.63	87.97	967.60	314	183.8	308.2									
ULSD G10	171.13	60.17	93.61	9.36	102.97	77943										

**BP Australia Pty Ltd**  
 A.B.N. 53 004 085 616  
 GPO Box 1621  
 MELBOURNE VIC 3001

## BP Plus Fleet Control Report

Account Enquiries: BP Accounts Receivable Telephone: 1800 225 527



CITY OF COCKBURN  
 Accounts Payable (Invoice Only) PO  
 067775  
 PO Box 1215  
 BIBRA LAKE DC PRIVATE BOXES WA  
 6965

CITY OF COCKBURN

Account Number: **0050188034**      Customer Number: **0115405338**  
 Period Starting: **01/02/2026**      Period Ending: **28/02/2026**

Page: 35 of 36  
 Date: 28/02/2026

Card Number Vehicle/Driver	Date	Time	Purchase Location	Site No.	Receipt Number	Customer Reference	Product/Service					Odo meter (km)	KM Span	Litres/100km	Cents /km	
							Description	CPL Price	Litres	Total Exc GST (\$)	GST (\$)					Total Inc GST (\$)
OTHER																
							DIESEL		60.17	93.61	9.36	102.97				
						<b>TOTAL</b>	<b>THIS PERIOD</b>		<b>60.17</b>	<b>93.61</b>	<b>9.36</b>	<b>102.97</b>				
							<b>YEAR TO DATE</b>		60.17	93.61	9.36	102.97				
<b>Cost Centre</b>			<b>Other</b>				DIESEL		60.17	93.61	9.36	102.97				
						<b>TOTAL</b>	<b>THIS PERIOD</b>		<b>60.17</b>	<b>93.61</b>	<b>9.36</b>	<b>102.97</b>				
							<b>YEAR TO DATE</b>		60.17	93.61	9.36	102.97				
7050 15405338 04102	04/02/26	06:17:21	BIBRA LAKE	WA	7451	010075	ULSD G10	169.80	40.63	62.72	6.27	68.99	1030			
WASTE Waste	05/02/26	06:06:30	BIBRA LAKE	WA	7451	010161	ULSD G10	169.80	36.69	56.64	5.66	62.30	1036	6	611.5	1038.3
WASTE	07/02/26	06:49:03	BIBRA LAKE	WA	7451	010350	ULSD G10	169.80	36.26	55.97	5.60	61.57	1041	5	725.2	1231.4
	09/02/26	06:24:43	BIBRA LAKE	WA	7451	087446	ULSD G10	170.27	36.51	56.51	5.65	62.16	1056	15	243.4	414.4
	11/02/26	06:13:00	BIBRA LAKE	WA	7451	010560	ULSD G10	170.27	34.40	53.25	5.32	58.57	1063	7	491.4	836.7
	16/02/26	07:32:04	BIBRA LAKE	WA	7451	010882	ULSD G10	171.13	29.15	45.35	4.53	49.88	1074	11	265.0	453.5
	17/02/26	06:21:41	BIBRA LAKE	WA	7451	010944	ULSD G10	171.13	19.35	30.10	3.01	33.11	1078	4	483.8	827.8
	18/02/26	06:21:50	BIBRA LAKE	WA	7451	011020	ULSD G10	171.13	25.60	39.83	3.98	43.81	1083	5	512.0	876.2
	19/02/26	06:10:22	BIBRA LAKE	WA	7451	011094	ULSD G10	171.13	24.70	38.43	3.84	42.27	1087	4	617.5	1056.8
	21/02/26	14:03:58	BIBRA LAKE	WA	7451	011277	ULSD G10	171.13	31.77	49.43	4.94	54.37	1096	9	353.0	604.1
	23/02/26	06:38:11	BIBRA LAKE	WA	7451	011306	ULSD G10	169.62	116.36	179.43	17.94	197.37	90			
	24/02/26	06:28:11	BIBRA LAKE	WA	7451	088147	ULSD G10	169.62	32.34	49.87	4.99	54.86	1101	1011	3.2	5.4
	25/02/26	06:27:13	BIBRA LAKE	WA	7451	088212	ULSD G10	169.62	34.16	52.67	5.27	57.94	1106	5	683.2	1158.8
	26/02/26	06:47:44	BIBRA LAKE	WA	7451	011544	ULSD G10	169.62	33.13	51.09	5.11	56.20	1112	6	552.2	936.7
	27/02/26	06:34:27	BIBRA LAKE	WA	7451	088337	ULSD G10	169.62	26.30	40.55	4.06	44.61	1116	4	657.5	1115.2
							DIESEL		557.35	861.84	86.17	948.01				
						<b>TOTAL</b>	<b>THIS PERIOD</b>		<b>557.35</b>	<b>861.84</b>	<b>86.17</b>	<b>948.01</b>		<b>1092</b>	<b>51.0</b>	<b>86.8</b>
							<b>YEAR TO DATE</b>		616.32	952.20	95.20	1,047.40		1092	56.4	95.9
<b>Cost Centre</b>			<b>Waste</b>				DIESEL		557.35	861.84	86.17	948.01				
						<b>TOTAL</b>	<b>THIS PERIOD</b>		<b>557.35</b>	<b>861.84</b>	<b>86.17</b>	<b>948.01</b>		<b>1092</b>	<b>51.0</b>	<b>86.8</b>
							<b>YEAR TO DATE</b>		616.32	952.20	95.20	1,047.40		1092	56.4	95.9

**BP Australia Pty Ltd**  
 A.B.N. 53 004 085 616  
 GPO Box 1621  
 MELBOURNE VIC 3001

## BP Plus Fleet Control Report



Account Enquiries: BP Accounts Receivable Telephone: 1800 225 527

CITY OF COCKBURN  
 Accounts Payable (Invoice Only) PO  
 067775  
 PO Box 1215  
 BIBRA LAKE DC PRIVATE BOXES WA  
 6965

CITY OF COCKBURN

Account Number: **0050188034**      Customer Number: **0115405338**  
 Period Starting: **01/02/2026**      Period Ending: **28/02/2026**

Page: 36 of 36  
 Date: 28/02/2026

Card Number Vehicle/Driver	Date	Time	Purchase Location	Site No.	Receipt Number	Customer Reference	Product/Service					Odo meter (km)	KM Span	Litres/100km	Cents /km
							Description	CPL Price	Litres	Total Exc GST (\$)	GST (\$)				
CUSTOMER TOTAL							ADBLUE	68.00	123.57	12.36	135.93				
							DIESEL	15286.09	23671.71	2367.21	26038.92				
							M/S	544.19	779.55	77.95	857.50				
							<b>GRAND TOTAL</b>								
							<b>THIS PERIOD</b>	<b>15,898.28</b>	<b>24,574.83</b>	<b>2,457.52</b>	<b>27,032.35</b>			<b>15.8</b>	<b>26.8</b>
							<b>YEAR TO DATE</b>	33,066.94	50,388.61	5,038.89	55,427.50		199729	16.6	27.8

**14.2.3 Monthly Financial Report - February 2026**

<b>Responsible Executive</b>	Director Corporate and System Services
<b>Author(s)</b>	Service Manager Strategic Finance
<b>Attachments</b>	1. Monthly Financial Report February 2026 <a href="#">↓</a>

**RECOMMENDATION**

That Council ADOPTS the Monthly Financial Report, including the Statement of Financial Activity and associated financial information, for the month of February 2026, as attached.

**Background**

The *Local Government (Financial Management) Regulations 1996* prescribe that a local government must prepare a Statement of Financial Activity each month. Regulation 34(2) requires this statement to be accompanied by documents including:

1. Details of the composition of the closing net current assets (less restricted and committed assets).
2. Explanation for each material variance identified between year-to-date (YTD) budgets and actuals.
3. Any other supporting information considered relevant by the local government.

Regulation 34(4)(a) requires the Statement of Financial Activity and related documents be submitted to Council within two months at the end of the relevant month. The Regulations also require the reported information to be presented by nature or type, statutory program, or business unit. The City presents this information by nature or type and organisational business structure.

Regulation 34(5) requires each local government to annually determine a percentage or value, in accordance with Australian Accounting Standards, for reporting material budget variances in monthly financial statements. For the 2025-26 financial year (FY26), Council has set the materiality threshold at \$300,000.

Budget variances are reviewed regularly, with any required amendments either submitted to Council for approval or incorporated into the City's Mid-Year Budget Review.

**Submission**

N/A

## Report

The attached Financial Report for February 2026 has been prepared in accordance with the *Local Government Act 1995* and the *Local Government (Financial Management) Regulations 1996* and provides a summary of key financial results and budget performance.

### Statement of Comprehensive Income

The monthly report includes a Statement of Comprehensive Income presented in the statutory annual budget format. As at the end of February, this statement reports net and total comprehensive income of \$61.69 million.

This statement highlights the net operating result as a key measure of financial performance. The original budget forecast an operating deficit of \$2.79 million for the year; however, following budget amendments approved during the year, the projected deficit has increased to \$13.05 million.

### Statement of Financial Position

This Statement of Financial Position compares the City's financial position at the end of the reporting period with that at the close of the previous financial year. As at 28 February 2026, the City's net assets increased by \$61.69 million, bringing total net assets to \$1.93 billion.

### Statement of Financial Activity

#### *Opening Surplus*

The audited opening surplus budget of \$10.36 million reflects adjustments adopted by Council in February. This represents an increase of \$7.89 million compared to the previous amended budget of \$2.47 million.

#### *Closing Surplus*

The Statement of Financial Activity for the period ended 28 February 2026 reports a year-to-date closing surplus of \$102.34 million, which is \$49.64 million above the year-to-date budgeted position of \$52.71 million. The favourable variance is primarily attributable to timing differences across operating and capital activities.

Operating Revenue

The City's operating revenue was \$189.03 million, \$1.79 million above the year-to-date budget.

The following table summarises the operating revenue budget performance by nature:

Revenue from operating activities	Amended		Actual \$	Variance \$
	Full Year Budget \$	YTD Budget \$		
Rates	141,786,077	140,841,613	141,007,728	166,115
Specified Area Rates	685,000	687,588	685,809	(1,779)
Operating Grants, Subsidies & Contributions	14,965,864	6,173,230	7,577,959	1,404,729
Fees & Charges	43,876,345	30,077,871	29,357,531	(720,340)
Service Charges	250,000	246,554	547,550	300,996
Interest Earnings	13,141,800	8,237,160	8,880,952	643,792
Other Revenue	975,000	975,000	975,000	0
<b>Total</b>	<b>215,680,086</b>	<b>187,239,016</b>	<b>189,032,529</b>	<b>1,793,513</b>

Material variances in the City's operating revenue include the following budget items:

- Service charges are \$0.30 million above the year-to-date budget, pending determination of the appropriate accounting treatment for a significant adjustment.
- Fees and Charges are \$0.72 million below the year-to-date budget, primarily due to lower lease revenue (\$0.30 million) and landfill fees (\$0.98 million). These variances are partly offset by higher revenues in Sustainable Development and Safety (\$0.52 million) and Community and Place (\$0.06 million).
- Operating Grants, Subsidies & Contributions are \$1.40 million above budget overall. This is primarily due to the early receipt of Financial Assistance grants (\$2.08 million above budget) and insurance claim recoveries (\$0.45 million). While Family Day Care (\$0.66 million) and Cockburn Care (\$0.66 million) are below budget, these shortfalls are offset by the favourable variances in other areas.
- Interest earnings are \$0.64 million above the year-to-date budget; cashflow projections will be updated.

Operating Expenditure

The City reported operating expenditure totalling \$130.40 million to February 2026, which is \$5.10 million less than the year-to-date budgeted amount of \$135.50 million.

The following table summarises the operating expenditure budget variance performance by nature:

Expenditure from Operating Activities	Amended		Actual \$	Variance \$
	Full Year Budget \$	YTD Budget \$		
Employee Costs	86,216,567	54,512,085	54,063,354	(448,731)
Materials and Contracts	63,155,601	34,442,054	30,518,352	(3,923,702)
Utility Charges	6,919,593	4,346,776	4,521,150	174,374
Depreciation on Non-Current Assets	54,001,301	30,920,640	31,132,246	211,606
Interest Expenses	1,648,957	41,932	58,671	16,739
Insurance Expenses	2,704,045	2,554,019	2,652,558	98,539
Other Expenditure	14,087,761	8,687,073	7,453,603	(1,233,470)
<b>Total</b>	<b>228,738,825</b>	<b>135,504,579</b>	<b>130,399,934</b>	<b>(5,104,645)</b>

Material variances in the City's operating expenditure included the following budget items:

- Employee costs are \$0.45 million under the year-to-date budget, primarily due to cashflow timing differences.
- Materials and Contracts are \$3.92 million under the year-to-date budget reflecting project timing and phasing.
- Information Technology software support is \$0.76 million below budget.
- Marina, Coastal and Special Projects are \$0.77 million under budget due to the timing of works, including Port Coogee Sand Bypassing (\$0.30 million).
- Street maintenance is \$1.10 million under budget.
- Cockburn ARC building maintenance is \$0.88 million under the year-to-date budget
- Electoral postal expenses are \$0.64 million below budget, due to the timing of mid-year budget application.
- Waste Collection and Henderson Landfill operations are \$0.43 million and \$0.28 million under budget respectively.
- Parks and playground maintenance, drainage maintenance, and road maintenance are \$0.49 million, \$0.63 million, and \$0.43 million over budget respectively.
- Other Expenditure is \$1.23 million below the year-to-date budget, primarily due to cashflow timing impacts associated with the landfill levy, which is \$1.03 million below budget at this point in time.

Capital Expenditure

The revised capital works budget for 2025–26 is \$68.18 million, reduced from \$81.01 million. This reduction primarily reflects adjustments approved through the Mid-Year Budget Review.

As at the end of February 2026, year-to-date capital expenditure totalled \$23.71 million, which is \$7.18 million below the YTD budget of \$30.89 million.

The following table outlines the capital works budget performance by asset class:

Capital Acquisitions	Amended		YTD Actual \$	YTD Variance \$
	Budget \$	YTD Budget \$		
Land	11,400,000	0	0	0
Buildings	18,772,083	9,936,852	7,820,602	(2,116,251)
Furniture and equipment	407,297	407,297	352,106	(55,190)
Plant and equipment	7,619,235	4,882,220	4,075,547	(806,673)
Information technology	0	0	44,024	44,024
Infrastructure - roads	14,499,869	6,573,176	5,683,046	(890,131)
Infrastructure - drainage	3,437,565	1,910,517	1,134,685	(775,830)
Infrastructure - footpath	2,752,667	1,657,455	882,686	(774,769)
Infrastructure - parks hard	6,973,637	4,174,642	2,194,345	(1,980,297)
Infrastructure - parks landscaping	0	0	336,318	336,318
Infrastructure - landfill site	1,512,348	571,434	482,429	(89,005)
Infrastructure - marina	257,000	257,000	166,998	(90,002)
Infrastructure - coastal	550,000	522,058	535,420	13,362
<b>Total</b>	<b>68,181,701</b>	<b>30,892,651</b>	<b>23,708,206</b>	<b>(7,184,445)</b>

The following major project variances have been identified within the City's capital works program:

- Buildings expenditure is \$2.12 million under the year-to-date budget, primarily due to the staging of works. Key contributors to the underspend include the installation of solar photovoltaic systems (\$0.25 million under budget), ARC expansion works (\$0.23 million under budget), and ARC Aquatic Asset Renewal and Replacement (\$0.20 million under budget)
- Further underspends include Atwell Reserve changeroom detailed design and the Beale Park redevelopment, each \$0.14 million under budget
- Plant and Equipment is \$0.81 million under the year-to-date budget, largely due to the phasing of the fleet replacement program.
- Roads are \$0.89 million under the year-to-date budget, reflecting current project delivery and timing across several works, including Beeliar Drive repairs, Rockingham Road revitalisation, Spearwood Avenue and Rockingham Road

intersection detailed design, Cekula Loop road and drainage works, and traffic calming implementation in Banjup

- Drainage is \$0.78 million under the year-to-date budget due to project scheduling for Bibra Lake Industrial Area lid replacements, Cordella Avenue construction, and Bucat Street drainage improvements.
- Footpaths are \$0.77 million under the year-to-date budget, reflecting the timing of ongoing works on Wattleup Road, Spearwood Avenue, Poletti Road, Phoenix Road and Lake Coogee
- Parks hard infrastructure is \$1.98 million under year-to-date budget due to the timing of expenditure on projects including Balboa tile repairs, Citywide irrigation pump and cabinet renewals, Len Packham Court rehabilitation, Duggan Park renovation, and the Yangebup Lake passive recreational node.
- Parks soft infrastructure is \$0.34 million above the year-to-date budget, reflecting costs incurred following the transfer of this activity to the operational budget as part of the Mid-Year Budget Review. This variance will be corrected in the March reporting period.

#### Non-Operating Grants, Subsidies and Contributions

The capital grants and contributions budget for the City in the 2025–26 budget is \$14.35 million, including \$9.23 million in grant funding, mainly for road infrastructure projects, and \$5.13 million from developer contributions for related capital initiatives.

As at 28 February 2026, \$2.36 million in non-operating grants, subsidies, and contributions had been recognised, compared with a year-to-date budget of \$3.36 million. This variance reflects the ongoing realignment of budgeted cashflows with the timing of actual funding recognition.

#### Financial Reserves

A detailed schedule of the City's financial reserves is provided in the financial report, showing a balance of \$220.07 million at the end of February.

Of the total amount, \$179.52 million is allocated to general revenue reserves, while \$40.55 million is designated for specific purposes.

This includes \$27.05 million for Developer Contribution Plans (DCPs) and \$6.24 million for Public Open Space (POS) cash-in-lieu contributions.

Transfers to and from reserves are made in accordance with budgetary and statutory requirements.

Cash and Financial Assets

As at 28 February 2026, the City reported cash and financial assets amounting to \$317.70 million, representing a \$0.62 million increase from January.

This balance comprises financial assets (term deposits and investments) of \$301.11 million, and cash and cash equivalents (bank and call deposits) of \$16.59 million.

Of this balance, \$220.78 million (69.5%) is internally or externally restricted, primarily representing cash-backed reserves, while \$96.91 million (30.5%) remains unrestricted and available to support municipal operations and capital funding requirements.

Investment Performance, Ratings and Maturity

In response to renewed inflationary pressures and stronger-than-expected private demand, the Reserve Bank of Australia increased the cash rate by 25 basis points to 3.85% on 4 February. During the same period, the City's term deposit portfolio recorded a marginal increase in its running yield to 4.53% in February, up from 4.52% in January. Portfolio returns continue to exceed the City's KPI benchmark of 4.35% (comprising the 3.85% base rate plus a 0.50% performance margin).

New investments placed during the month achieved higher rates than the prior month, ranging from 4.83% to 4.94%, reflecting market expectations of further tightening in monetary policy amid persistent inflation and a tightening labour market.

All term deposit investments remain fully compliant with the Council's Investment Policy, as outlined below:

Investment Policy Compliance		
Legislative Requirements	✓	Fully compliant
Portfolio Credit Rating Limit	✓	Fully compliant
Institutional Exposure Limits	✓	Fully compliant
Term to Maturity Limits	✓	Fully compliant

The investment portfolio includes reverse mortgage securities acquired under previous policy and statutory frameworks. During the month, a further principal repayment of \$15.9k was received, reducing the face value of the investment to \$2.289 million and the current market value to \$1.47 million. For accounting purposes, these securities are reported at a book value of \$0.714 million, reflecting an impairment provision of \$1.575 million recognised in prior years.

To date, total principal repayments of \$0.711 million have been received from the original \$3.0 million investment, in addition to ongoing quarterly coupon payments.

The City’s investments were held with the following financial institutions as at 28 February, inclusive of accrued interest:

Issuer	Market Value	% Total Value
AMP Bank Ltd	1,557,732.30	0.50%
Australian Military Bank Limited	3,096,777.54	1.00%
Bank of Queensland Ltd	5,707,252.05	1.84%
Credit Union Australia Ltd t/as Great Southern Bank	15,409,755.88	4.97%
Defence Bank Ltd	8,254,821.92	2.66%
Emerald Reverse Mortgage Trust	1,470,873.02	0.47%
ING Bank Australia Limited	94,610,226.51	30.50%
Judo Bank	14,430,495.90	4.65%
National Australia Bank Ltd	74,078,657.66	23.88%
Rabobank Australia Ltd	71,357,428.70	23.00%
Suncorp Bank (Norfinia Ltd) - Subsidiary of ANZ	3,115,264.11	1.00%
Westpac Banking Corporation Ltd	17,157,437.79	5.53%
<b>Portfolio Total</b>	<b>310,246,723.35</b>	<b>100.00%</b>

The City’s short-term deposits (less than 12 months) made up 56.03% (\$173.84m) of the City’s portfolio, compared 56.34% (\$176.57m) in January.

These were classified under the following credit ratings:

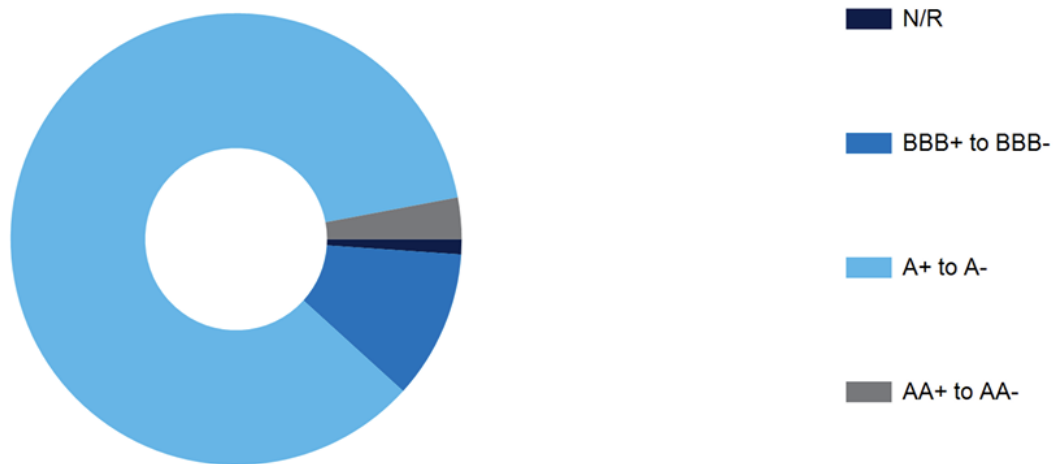
**Market Value by Security Rating Group (Short Term)**



Deposits invested between 1 and 3 years made up 43.97% (\$136.41m) of the City’s portfolio, compared to 43.66% (\$136.82m) previous month.

These were classified under following credit ratings:

**Market Value by Security Rating Group (Long Term)**



Investment in Fossil Fuel Free Banks

As at the end of February, \$56.3 million of the City’s investment portfolio was held with banks that do not fund fossil fuel-related industries, representing 18.6% of total investments. This reflects a decrease from \$59.3 million (19.4%) in January.

The proportion of fossil fuel-free investments may fluctuate over time, influenced by market interest rates and institutional capacity. The City remains committed to prioritising such investments where returns are competitive with alternative financial institutions.

Rates Debt Recovery

For 2025–26, total collectible rates and charges (including net arrears, annual levies and part-year rating) total \$168.49 million. As at 28 February, \$137.73 million (81.74%) had been collected, leaving an outstanding balance of \$30.76 million (18.26%). After excluding deferred rates of \$1.16 million, the remaining collectible balance was \$29.60 million (17.57%).

Rate prepayments of \$1.44 million were received for the next financial year. In addition, \$0.26 million in underground power charges was collected as part of year three of the ten-year plan.

Overdue rates and charges referred to debt recovery reduced to 245 properties totalling \$0.99 million, compared with 309 properties and \$1.02 million at the end of January. This reduction reflects payments received and arrangements established following officer engagement as part of the City’s debt recovery program. Referral to debt recovery aligns with the City’s annual escalation process and does not necessarily indicate legal action.

Officers actively work with ratepayers to resolve outstanding balances through direct contact, payment arrangements, and access to support options. Formal proceedings are only initiated where balances remain unpaid, no payment arrangement is in place, and assistance has not been sought under the City's Financial Hardship Policy.

#### Trade and Sundry Debtors

Outstanding trade and sundry debtors totalled \$1.81 million at the end of February, down from \$2.41 million in the previous month.

Debts overdue by more than 90 days decreased in value to \$0.167 million; however, they represented a higher proportion of total debtors at 9.65%, compared with \$0.189 million (7.85%) in January. This reflects the overall reduction in the debtor balance during the period.

Debts outstanding for more than 90 days comprise \$99k relating to Naval Base shacks, \$58k for leasing debtors, and \$11k from landfill customers. These balances remain subject to active management and ongoing follow-up.

#### **Strategic Plans/Policy Implications**

##### Listening & Leading

A community focused, sustainable, accountable, and progressive organisation.

- Best practice Governance, partnerships and value for money.

#### **Budget/Financial Implications**

Following the Mid-Year Budget Review, the FY2025-26 budget position has been adjusted to a surplus of \$300,000.

#### **Legal Implication/s**

The Financial Report for January 2026 has been prepared in accordance with the *Local Government Act 1995* and the *Local Government (Financial Management) Regulations 1996*.

The administration of the City's tenders and contracts complies with section 3.57 of the *Local Government Act 1995* and regulation 21A of the *Local Government (Functions and General) Regulations 1996*.

#### **Community Consultation**

N/A

**Risk Management Implications**

Council reviews the budget on a monthly basis to monitor revenue, expenditure, and overall financial status, enabling the timely identification and management of financial risks.

The Contracts Variation report is prepared in accordance with the Register of Delegations endorsed by Council.

**Advice to Proponent(s)/Submitters**

N/A

**Implications of Section 3.18(3) *Local Government Act 1995***

Nil

**CITY OF COCKBURN****MONTHLY FINANCIAL REPORT  
(Containing the Statement of Financial Activity)  
For the Period Ended 28 February 2026****LOCAL GOVERNMENT ACT 1995  
LOCAL GOVERNMENT (FINANCIAL MANAGEMENT) REGULATIONS 1996****TABLE OF CONTENTS**

Monthly Summary Information	2
Statement of Comprehensive Income	4
Statement of Financial Activity by Nature or Type	5
Statement of Financial Activity by Business Unit	7
Statement of Financial Position	8
Basis of Preparation	9
Note 1 Statement of Financial Activity Information	10
Note 2 Cash and Financial Assets	11
Note 3 Disposal of Assets	12
Note 4 Capital Acquisitions	13
Note 5 Borrowings	14
Note 6 Cash Reserves	15
Note 7 Other Current Liabilities	17
Note 8 Budget Amendments	18

MONTHLY FINANCIAL REPORT  
FOR THE PERIOD ENDED 28 FEBRUARY 2026

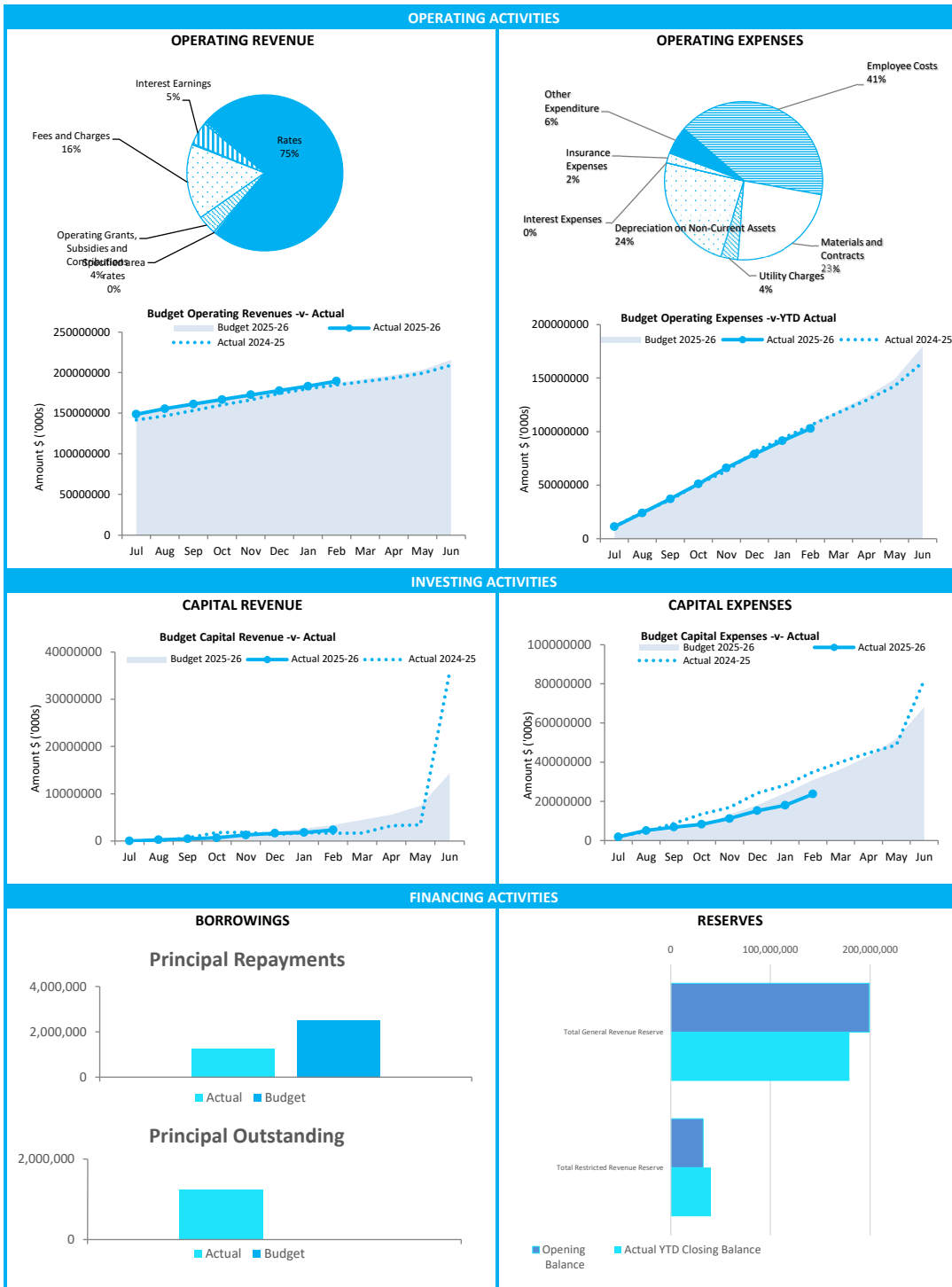
SUMMARY INFORMATION

Funding surplus / (deficit) Components					
Funding surplus / (deficit)					
	Amended Budget	YTD Budget (a)	YTD Actual (b)	Var. \$ (b)-(a)	
Opening	\$10.36 M	\$10.36 M	\$10.36 M	\$0.00 M	
Closing	\$0.30 M	\$52.71 M	\$102.34 M	\$49.64 M	
Refer to Statement of Financial Activity					
Cash and financial assets					
	\$317.70 M	% of total			
Unrestricted Cash	\$96.91 M	30.5%			
Restricted Cash	\$220.78 M	69.5%			
Refer to Note 2 - Cash and Financial Assets					
Key Operating Activities					
Amount attributable to operating activities					
Amended Budget	YTD Budget (a)	YTD Actual (b)	Var. \$ (b)-(a)		
\$40.95 M	\$67.60 M	\$101.53 M	\$33.94 M		
Refer to Statement of Financial Activity					
		Employee Cost			
		YTD Actual	(\$54.06 M)	% Variance	
		YTD Budget	(\$54.51 M)	(0.8%)	
Refer to Statement of Financial Activity					
Rates Revenue		Fees and Charges		Materials & Contracts	
YTD Actual	\$141.69 M	% Variance	YTD Actual	\$29.36 M	% Variance
YTD Budget	\$141.53 M	0.0%	YTD Budget	\$30.08 M	(2.4%)
Refer to Statement of Financial Activity		Refer to Statement of Financial Activity		Refer to Statement of Financial Activity	
Key Investing Activities					
Amount attributable to investing activities					
Amended Budget	YTD Budget (a)	YTD Actual (b)	Var. \$ (b)-(a)		
(\$52.37 M)	(\$26.61 M)	(\$20.42 M)	\$6.20 M		
Refer to Statement of Financial Activity					
Proceeds on sale		Asset Acquisition		Capital Grants	
YTD Actual	\$0.93 M	%	YTD Actual	\$23.71 M	% Spent
Amended Budget	\$1.46 M	63.8%	Amended Budget	\$68.18 M	34.8%
Refer to Note 3 - Disposal of Assets		Refer to Note 4 - Capital Acquisition		Refer to Note 4 - Capital Acquisition	
Key Financing Activities					
Amount attributable to financing activities					
Amended Budget	YTD Budget (a)	YTD Actual (b)	Var. \$ (b)-(a)		
\$1.36 M	\$1.36 M	\$10.86 M	\$9.50 M		
Refer to Statement of Financial Activity					
Borrowings		Reserves			
Principal repayments	\$1.25 M	Reserves balance	\$220.07 M		
Interest expense	\$0.06 M	Interest earned	\$0.73 M		
Principal due	\$1.25 M				
Refer to Note 5 - Borrowings		Refer to Note 6 - Cash Reserves			

This information is to be read in conjunction with the accompanying Financial Statements and notes.

**MONTHLY FINANCIAL REPORT  
FOR THE PERIOD ENDED 28 FEBRUARY 2026**

**SUMMARY INFORMATION - GRAPHS**



This information is to be read in conjunction with the accompanying Financial Statements and Notes.

**STATEMENT OF COMPREHENSIVE INCOME  
FOR THE PERIOD ENDED 28 FEBRUARY 2026**

	2025/26 YTD Actual	2025/26 Amended Budget	2025/26 Adopted Budget
	\$	\$	\$
<b>Revenue</b>			
Rates	141,693,537	142,471,077	141,460,000
Grants, subsidies and contributions	7,577,959	14,965,864	15,884,335
Fees and charges	29,357,531	43,876,345	43,832,904
Service charges	547,550	250,000	200,000
Interest revenue	8,880,952	13,141,800	13,135,800
Other revenue	975,000	975,000	0
	<b>189,032,529</b>	<b>215,680,086</b>	<b>214,513,039</b>
<b>Expenses</b>			
Employee costs	(54,063,354)	(86,216,567)	(85,494,535)
Materials and contracts	(30,518,352)	(63,155,601)	(59,467,942)
Utility charges	(4,521,150)	(6,919,593)	(6,768,187)
Depreciation	(31,132,246)	(54,001,301)	(47,678,961)
Finance costs	(58,671)	(1,648,957)	(170,229)
Insurance	(2,652,558)	(2,704,045)	(2,804,500)
Other expenditure	(7,453,603)	(14,087,761)	(14,916,773)
	<b>(130,399,934)</b>	<b>(228,733,825)</b>	<b>(217,301,127)</b>
<b>Net operating result</b>	<b>58,632,595</b>	<b>(13,053,739)</b>	<b>(2,788,088)</b>
Capital grants, subsidies and contributions	2,361,525	14,353,133	24,687,971
Profit/(loss) on disposal of assets	695,267	662,027	696,173
	<b>3,056,792</b>	<b>15,015,160</b>	<b>25,384,144</b>
<b>Net result for the period</b>	<b>61,689,387</b>	<b>1,961,421</b>	<b>22,596,056</b>
<b>Other comprehensive income for the period</b>			
<i>Items that will not be reclassified subsequently to profit or loss</i>			
Changes in asset revaluation surplus	0	0	0
Share of comprehensive income of associates accounted for using the equity method	0	0	0
<b>Total other comprehensive income for the period</b>	<b>0</b>	<b>0</b>	<b>0</b>
<b>Total comprehensive income for the period</b>	<b>61,689,387</b>	<b>1,961,421</b>	<b>22,596,056</b>

This statement is to be read in conjunction with the accompanying notes.

STATEMENT OF FINANCIAL ACTIVITY  
FOR THE PERIOD ENDED 28 FEBRUARY 2026

BY NATURE OR TYPE

	Ref Note	Amended Budget	YTD Budget (a)	YTD Actual (b)	Var. \$ (b)-(a)	Var. % (b)-(a)/(a)	Var.
		\$	\$	\$	\$	%	
<b>Opening funding surplus / (deficit)</b>	1(c)	10,364,243	10,364,243	<b>10,364,243</b>	0	0.00%	
<b>Revenue from operating activities</b>							
Rates		141,786,077	140,841,613	<b>141,007,728</b>	166,115	0.12%	
Specified area rates		685,000	687,588	<b>685,809</b>	(1,779)	(0.26%)	
Operating grants, subsidies and contributions		14,965,864	6,173,230	<b>7,577,959</b>	1,404,729	22.76%	▲
Fees and charges		43,876,345	30,077,871	<b>29,357,531</b>	(720,340)	(2.39%)	▼
Service charges		250,000	246,554	<b>547,550</b>	300,996	122.08%	▲
Interest earnings		13,141,800	8,237,160	<b>8,880,952</b>	643,792	7.82%	▲
Other revenue		975,000	975,000	<b>975,000</b>	0	0.00%	
Fair value adjustments to financial assets at fair value through profit or loss		0	0	<b>0</b>	0	0.00%	
		<b>215,680,086</b>	<b>187,239,016</b>	<b>189,032,529</b>	1,793,513	0.96%	
<b>Expenditure from operating activities</b>							
Employee costs		(86,216,567)	(54,512,085)	<b>(54,063,354)</b>	448,731	0.82%	▲
Materials and contracts		(63,155,601)	(34,442,054)	<b>(30,518,352)</b>	3,923,702	11.39%	▲
Utility charges		(6,919,593)	(4,346,776)	<b>(4,521,150)</b>	(174,374)	(4.01%)	
Depreciation on non-current assets		(54,001,301)	(30,920,640)	<b>(31,132,246)</b>	(211,606)	(0.68%)	
Interest expenses		(1,648,957)	(41,932)	<b>(58,671)</b>	(16,739)	(39.92%)	
Insurance expenses		(2,704,045)	(2,554,019)	<b>(2,652,558)</b>	(98,539)	(3.86%)	
Other expenditure		(14,087,761)	(8,687,073)	<b>(7,453,603)</b>	1,233,470	14.20%	▲
		<b>(228,733,825)</b>	<b>(135,504,579)</b>	<b>(130,399,934)</b>	5,104,645	3.77%	
Non-cash amounts excluded from operating activities	1(a)	54,001,301	15,862,272	<b>42,900,369</b>	27,038,097	170.46%	▲
<b>Amount attributable to operating activities</b>		<b>40,947,562</b>	<b>67,596,709</b>	<b>101,532,964</b>	33,936,255		
<b>Investing activities</b>							
Proceeds from non-operating grants, subsidies and contributions		14,353,133	3,356,808	<b>2,361,525</b>	(995,283)	(29.65%)	▼
Proceeds from disposal of assets	3	1,458,791	922,454	<b>931,413</b>	8,959	0.97%	
Payments for property, plant and equipment and infrastructure	4	(68,181,701)	(30,892,651)	<b>(23,708,206)</b>	7,184,445	23.26%	▲
<b>Amount attributable to investing activities</b>		<b>(52,369,777)</b>	<b>(26,613,389)</b>	<b>(20,415,268)</b>	6,198,121		
<b>Financing Activities</b>							
Transfer from reserves	6	61,666,185	61,666,185	<b>24,518,073</b>	(37,148,112)	(60.24%)	▼
Repayment of debentures	5	(2,500,000)	(2,500,000)	<b>(1,250,000)</b>	1,250,000	50.00%	▲
Transfer to reserves	6	(57,808,213)	(57,808,213)	<b>(12,409,180)</b>	45,399,033	78.53%	▲
<b>Amount attributable to financing activities</b>		<b>1,357,972</b>	<b>1,357,972</b>	<b>10,858,893</b>	9,500,921		
<b>Closing funding surplus / (deficit)</b>	1(c)	<b>300,000</b>	<b>52,705,535</b>	<b>102,340,832</b>	49,635,297		

KEY INFORMATION

This statement is to be read in conjunction with the accompanying Financial Statements and Notes.

**KEY TERMS AND DESCRIPTIONS**

FOR THE PERIOD ENDED 28 FEBRUARY 2026

**REVENUE****RATES**

All rates levied under the *Local Government Act 1995*. Includes general, differential, specified area rates, minimum rates, interim rates, back rates, ex-gratia rates, less discounts and concessions offered. Exclude administration fees, interest on instalments, interest on arrears, service charges and sewerage rates.

**OPERATING GRANTS, SUBSIDIES AND CONTRIBUTIONS**

Refers to all amounts received as grants, subsidies and contributions that are not non-operating grants.

**NON-OPERATING GRANTS, SUBSIDIES AND CONTRIBUTIONS**

Amounts received specifically for the acquisition, construction of new or the upgrading of identifiable non financial assets paid to local government, irrespective of whether these amounts are received as capital grants, subsidies, contributions or donations.

**REVENUE FROM CONTRACTS WITH CUSTOMERS**

Revenue from contracts with customers is recognised when the local government satisfies its performance obligations under the contract.

**FEES AND CHARGES**

Revenues (other than service charges) from the use of facilities and charges made for local government services, sewerage rates, rentals, hire charges, fee for service, photocopying charges, licences, sale of goods or information, fines, penalties and administration fees. Local governments may wish to disclose more detail such as rubbish collection fees, rental of property, fines and penalties, other fees and charges.

**SERVICE CHARGES**

Service charges imposed under *Division 6 of Part 6 of the Local Government Act 1995. Regulation 54 of the Local Government (Financial Management) Regulations 1996* identifies these as television and radio broadcasting, underground electricity and neighbourhood surveillance services. Exclude rubbish removal charges. Interest and other items of a similar nature received from bank and investment accounts, interest on rate instalments, interest on rate arrears and interest on debtors.

**INTEREST EARNINGS**

Interest and other items of a similar nature received from bank and investment accounts, interest on rate instalments, interest on rate arrears and interest on debtors.

**OTHER REVENUE / INCOME**

Other revenue, which can not be classified under the above headings, includes dividends, discounts, rebates etc.

**PROFIT ON ASSET DISPOSAL**

Excess of assets received over the net book value for assets on their disposal.

**NATURE OR TYPE DESCRIPTIONS****EXPENSES****EMPLOYEE COSTS**

All costs associate with the employment of person such as salaries, wages, allowances, benefits such as vehicle and housing, superannuation, employment expenses, removal expenses, relocation expenses, worker's compensation insurance, training costs, conferences, safety expenses, medical examinations, fringe benefit tax, etc.

**MATERIALS AND CONTRACTS**

All expenditures on materials, supplies and contracts not classified under other headings. These include supply of goods and materials, legal expenses, consultancy, maintenance agreements, communication expenses, advertising expenses, membership, periodicals, publications, hire expenses, rental, leases, postage and freight etc. Local governments may wish to disclose more detail such as contract services, consultancy, information technology, rental or lease expenditures.

**UTILITIES (GAS, ELECTRICITY, WATER, ETC.)**

Expenditures made to the respective agencies for the provision of power, gas or water. Exclude expenditures incurred for the reinstatement of roadwork on behalf of these agencies.

**INSURANCE**

All insurance other than worker's compensation and health benefit insurance included as a cost of employment.

**LOSS ON ASSET DISPOSAL**

Shortfall between the value of assets received over the net book value for assets on their disposal.

**DEPRECIATION ON NON-CURRENT ASSETS**

Depreciation expense raised on all classes of assets.

**INTEREST EXPENSES**

Interest and other costs of finance paid, including costs of finance for loan debentures, overdraft accommodation and refinancing expenses.

**OTHER EXPENDITURE**

Statutory fees, taxes, allowance for impairment of assets, member's fees or State taxes. Donations and subsidies made to community groups.

**STATEMENT OF FINANCIAL ACTIVITY  
FOR THE PERIOD ENDED 28 FEBRUARY 2026**

**STATUTORY REPORTING BY BUSINESS UNIT**

	Ref Note	Amended Budget	YTD Budget (a)	YTD Actual (b)	Var. \$ (b)-(a)	Var. % (b)-(a)/(a)	Var.
		\$	\$	\$	\$	%	
<b>Opening funding surplus / (deficit)</b>	1(c)	10,364,243	10,364,243	<b>10,364,243</b>	0	0.00%	
<b>Revenue from operating activities</b>							
Office of the CEO		975,000	975,000	<b>976,590</b>	1,590	0.16%	
General Counsel		14,725	14,683	<b>14,725</b>	42	0.29%	
Financial Services		166,895,700	153,752,263	<b>156,630,714</b>	2,878,451	1.87%	▲
Community		6,060,259	4,630,293	<b>3,606,301</b>	(1,023,992)	(22.12%)	▼
Development and Safety		4,638,777	3,798,455	<b>4,252,528</b>	454,073	11.95%	▲
Growth and Sustainability		834,704	296,340	<b>313,640</b>	17,300	5.84%	
Parks Fleet and Waste		16,776,899	11,156,818	<b>10,193,312</b>	(963,506)	(8.64%)	▼
People and Organisational Performance		173,495	115,279	<b>572,405</b>	457,126	396.54%	▲
		<b>215,680,087</b>	<b>187,239,016</b>	<b>189,032,529</b>	1,793,513		
<b>Expenditure from operating activities</b>							
Office of the CEO		(4,742,472)	(2,477,456)	<b>(1,675,810)</b>	801,646	32.36%	▲
Legal and Compliance		(2,803,828)	(2,041,970)	<b>(1,469,967)</b>	572,003	28.01%	▲
Finance		(10,475,914)	(7,114,045)	<b>(6,960,909)</b>	153,136	2.15%	
Information & Technology		(14,043,089)	(10,122,926)	<b>(8,850,240)</b>	1,272,686	12.57%	▲
Recreation Infrastructure & Services		(29,204,721)	(18,526,954)	<b>(17,705,395)</b>	821,559	4.43%	▲
Community Development & Services		(12,521,077)	(7,594,193)	<b>(7,001,730)</b>	592,463	7.80%	▲
Operations & Maintenance		(14,567,551)	(8,690,735)	<b>(8,432,821)</b>	257,914	2.97%	
Projects		(8,128,685)	(4,578,987)	<b>(3,889,408)</b>	689,579	15.06%	▲
Advocacy and Engagement		(75,594,333)	(40,246,317)	<b>(38,390,731)</b>	1,855,586	4.61%	▲
Customer Experience		(50,042,125)	(29,334,128)	<b>(31,569,190)</b>	(2,235,062)	(7.62%)	▼
Business and Economic Development		(1,333,988)	(807,092)	<b>(821,473)</b>	(14,381)	(1.78%)	
Internal Recharging		2,544,114	854,961	<b>1,542,050</b>	687,089	(80.36%)	
		<b>(228,733,826)</b>	<b>(135,504,580)</b>	<b>(130,399,934)</b>	5,104,646		
Non-cash amounts excluded from operating activities	1(a)	54,001,301	15,862,272	<b>42,900,369</b>	27,038,097	170.46%	▲
<b>Amount attributable to operating activities</b>		<b>40,947,562</b>	<b>67,596,708</b>	<b>101,532,964</b>	33,936,256		
<b>Investing Activities</b>							
Proceeds from non-operating grants, subsidies and contributions		14,353,133	3,356,808	<b>2,361,525</b>	(995,283)	(29.65%)	▼
Proceeds from disposal of assets	3	1,458,791	922,454	<b>931,413</b>	8,959	0.97%	
Payments for property, plant and equipment and infrastructure	4	(68,181,701)	(30,892,651)	<b>(23,708,206)</b>	7,184,445	23.26%	▲
<b>Amount attributable to investing activities</b>		<b>(52,369,777)</b>	<b>(26,613,389)</b>	<b>(20,415,268)</b>	6,198,121		
<b>Financing Activities</b>							
Transfer from reserves	6	61,666,185	61,666,185	<b>24,518,073</b>	(37,148,112)	(60.24%)	▼
Repayment of debentures	5	(2,500,000)	(2,500,000)	<b>(1,250,000)</b>	1,250,000	50.00%	▲
Transfer to reserves	6	(57,808,213)	(57,808,213)	<b>(12,409,180)</b>	45,399,033	78.53%	▲
<b>Amount attributable to financing activities</b>		<b>1,357,972</b>	<b>1,357,972</b>	<b>10,858,893</b>	9,500,921		
<b>Closing funding surplus / (deficit)</b>	1(c)	<b>300,000</b>	<b>52,705,535</b>	<b>102,340,832</b>	49,635,297		

**KEY INFORMATION**

▲▼ Indicates a variance between Year to Date (YTD) Actual and YTD Actual data as per the adopted materiality threshold. Refer to This statement is to be read in conjunction with the accompanying Financial Statements and notes.

**MONTHLY FINANCIAL REPORT  
FOR THE PERIOD ENDED 28 FEBRUARY 2026**

**STATEMENT OF FINANCIAL POSITION**

	Year to Date 28 February 2026	Last Year Closing 30 June 2025
	\$	\$
<b>Current Assets</b>		
Cash and cash equivalents	16,587,221	17,004,553
Financial assets	169,500,000	143,000,000
Trade and other receivables	44,025,647	18,707,162
Inventories	20,171	31,283
<b>Total Current Assets</b>	<b>230,133,039</b>	<b>178,742,998</b>
<b>Non-Current Assets</b>		
Trade and other receivables	4,712,556	4,734,842
Other financial assets	131,770,120	100,898,787
Property, plant and equipment	425,835,965	420,637,231
Infrastructure	1,247,104,834	1,259,963,754
<b>Total Non-Current Assets</b>	<b>1,809,423,475</b>	<b>1,786,234,614</b>
<b>Total Assets</b>	<b>2,039,556,514</b>	<b>1,964,977,612</b>
<b>Current Liabilities</b>		
Trade and other payables	21,783,458	21,715,040
Other liabilities	2,757,234	2,583,223
Lease liabilities	634,094	634,094
Borrowings	1,250,000	2,500,000
Employee related provisions	10,253,404	10,184,509
<b>Total Current Liabilities</b>	<b>36,678,190</b>	<b>37,616,866</b>
<b>Non-Current Liabilities</b>		
Other liabilities	31,590,166	18,068,827
Borrowings	0	0
Employee related provisions	2,077,903	1,771,051
Other provisions	43,944,796	43,944,796
<b>Total Non-Current Liabilities</b>	<b>77,612,865</b>	<b>63,784,674</b>
<b>Total Liabilities</b>	<b>114,291,055</b>	<b>101,401,540</b>
<b>Net Assets</b>	<b>1,925,265,459</b>	<b>1,863,576,072</b>
<b>Equity</b>		
Retained surplus	721,802,198	648,003,918
Reserve accounts	220,069,904	232,178,796
Revaluation surplus	983,393,355	983,393,355
<b>Total Equity</b>	<b>1,925,265,459</b>	<b>1,863,576,072</b>

This statement is to be read in conjunction with the accompanying notes.

**MONTHLY FINANCIAL REPORT  
FOR THE PERIOD ENDED 28 FEBRUARY 2026**

**BASIS OF PREPARATION**

**BASIS OF PREPARATION**

**REPORT PURPOSE**

This report is prepared to meet the requirements of *Local Government (Financial Management) Regulations 1996*, Regulation 34. Note: The statements and accompanying notes are prepared based on all transactions recorded at the time of preparation and may vary due to transactions being processed for the reporting period after the date of preparation.

**BASIS OF ACCOUNTING**

This statement comprises a special purpose financial report which has been prepared in accordance with Australian Accounting Standards (as they apply to local governments and not-for-profit entities) and Interpretations of the Australian Accounting Standards Board, and the *Local Government Act 1995* and accompanying regulations.

The *Local Government (Financial Management) Regulations 1996* take precedence over Australian Accounting Standards. Regulation 16 prohibits a local government from recognising as assets Crown land that is a public thoroughfare, such as land under roads, and land not owned by but under the control or management of the local government, unless it is a golf course, showground, racecourse or recreational facility of State or regional significance. Consequently, some assets, including land under roads acquired on or after 1 July 2008, have not been recognised in this financial report. This is not in accordance with the requirements of *AASB 1051 Land Under Roads paragraph 15* and *AASB 116 Property, Plant and Equipment paragraph 7*.

Accounting policies which have been adopted in the preparation of this financial report have been consistently applied unless stated otherwise. Except for cash flow and rate setting information, the report has been prepared on the accrual basis and is based on historical costs, modified, where applicable, by the measurement at fair value of selected non-current assets, financial assets and liabilities.

**PREPARATION TIMING AND REVIEW**

Date prepared: All known transactions up to 28 February 2026

**SIGNIFICANT ACCOUNTING POLICES**

**CRITICAL ACCOUNTING ESTIMATES**

The preparation of a financial report in conformity with Australian Accounting Standards requires management to make judgements, estimates and assumptions that effect the application of policies and reported amounts of assets and liabilities, income and expenses. The estimates and associated assumptions are based on historical experience and various other factors that are believed to be reasonable under the circumstances; the results of which form the basis of making the judgements about carrying values of assets and liabilities that are not readily apparent from other sources. Actual results may differ from these estimates.

**THE LOCAL GOVERNMENT REPORTING ENTITY**

All funds through which the City controls resources to carry on its functions have been included in the financial statements forming part of this financial report.

In the process of reporting on the local government as a single unit, all transactions and balances between those funds (for example, loans and transfers between funds) have been eliminated.

All monies held in the Trust Fund are excluded from the financial statements. A separate statement of those monies

**GOODS AND SERVICES TAX**

Revenues, expenses and assets are recognised net of the amount of GST, except where the amount of GST incurred is not recoverable from the Australian Taxation Office (ATO). Receivables and payables are stated inclusive of GST receivable or payable. The net amount of GST recoverable from, or payable to, the ATO is included with receivables or payables in the statement of financial position. Cash flows are presented on a gross basis. The GST components of cash flows arising from investing or financing activities which are recoverable from, or payable to, the ATO are presented as operating cash flows.

**ROUNDING OFF FIGURES**

All figures shown in this statement are rounded to the nearest dollar.

NOTES TO THE STATEMENT OF FINANCIAL ACTIVITY  
FOR THE PERIOD ENDED 28 FEBRUARY 2026

NOTE 1  
STATEMENT OF FINANCIAL ACTIVITY INFORMATION

(a) Non-cash items excluded from operating activities

The following non-cash revenue and expenditure has been excluded from operating activities within the Statement of Financial Activity in accordance with Financial Management Regulation 32.

	Notes	Amended Budget	YTD Budget (a)	YTD Actual (b)
<b>Non-cash and non-current items excluded from operating activities</b>				
		\$	\$	\$
<b>Adjustments to operating activities</b>				
Less: (Profit)/loss on asset disposals		0	(823,294)	0
Less: Movement in liabilities associated with restricted cash			1,459,933	11,438,985
Add: Movement in Pensioner Rates & ESL (non-current)		0	60,997	22,286
Movement in employee benefit provisions (non-current)		0	119,046	306,852
Add: Depreciation on assets		54,001,301	15,045,590	31,132,246
<b>Total non-cash items excluded from operating activities</b>		<b>54,001,301</b>	<b>15,862,272</b>	<b>42,900,369</b>

(b) Adjustments to net current assets in the Statement of Financial Activity

The following current assets and liabilities have been excluded from the net current assets used in the Statement of Financial Activity in accordance with *Financial Management Regulation* 32 to agree to the surplus/(deficit) after imposition of general rates.

		Last Year Closing	This Time Last Year	Year to Date
		30 June 2025	28 February 2025	28 February 2026
<b>Adjustments to net current assets</b>				
Less: Reserves - restricted cash	6	(232,178,797)	(195,891,354)	(220,069,904)
Less: Bonds & deposits		(2,456,724)	(2,617,752)	(4,539,078)
Add: Borrowings	5	2,500,000	1,250,000	1,250,000
Add: Lease liabilities		634,094	272,364	634,094
Add: Financial assets at amortised cost - non-current	2	100,739,548	111,239,548	131,610,881
<b>Total adjustments to net current assets</b>		<b>(130,761,879)</b>	<b>(85,747,194)</b>	<b>(91,114,007)</b>
Cash and cash equivalents	2	17,004,553	13,051,113	16,587,221
Financial assets at amortised cost	2	143,000,000	153,000,000	169,500,000
Rates receivables		2,029,658	27,335,997	29,244,002
Receivables		12,766,317	13,998,272	11,856,034
Other current assets		3,942,470	2,767,722	2,945,782
<b>Less: Current liabilities</b>				
Payables		(21,715,040)	(15,722,729)	(21,783,458)
Borrowings	5	(2,500,000)	(1,250,000)	(1,250,000)
Contract liabilities	7	(2,583,223)	(5,831,554)	(2,757,234)
Lease liabilities		(634,094)	(272,364)	(634,094)
Provisions	7	(10,184,509)	(9,737,611)	(10,253,404)
<b>Less: Total adjustments to net current assets</b>	1(b)	<b>(130,761,879)</b>	<b>(85,747,194)</b>	<b>(91,114,007)</b>
<b>Closing funding surplus / (deficit)</b>		<b>10,364,243</b>	<b>91,591,645</b>	<b>102,340,832</b>

CURRENT AND NON-CURRENT CLASSIFICATION

In the determination of whether an asset or liability is current or non-current, consideration is given to the time when each asset or liability is expected to be settled. Unless otherwise stated assets or liabilities are classified as current if expected to be settled within the next 12 months, being the Council's operational cycle.

NOTES TO THE STATEMENT OF FINANCIAL ACTIVITY  
FOR THE PERIOD ENDED 28 FEBRUARY 2026

OPERATING ACTIVITIES  
NOTE 2  
CASH AND FINANCIAL ASSETS

Description	Classification	Unrestricted	Restricted	Total Cash	Institution
		\$	\$	\$	
<b>Cash on hand</b>					
Cash at bank	Cash and cash equivalents	6,563,903	0	6,563,903	NATIONAL AUSTRALIA BANK
Cash on hand	Cash and cash equivalents	23,318	0	23,318	
Term deposits - current	Cash and cash equivalents	10,000,000	0	10,000,000	NATIONAL AUSTRALIA BANK
Term deposits - current	Financial assets at amortised cost	0	5,500,000	5,500,000	BANK OF QUEENSLAND
Term deposits - current	Financial assets at amortised cost	7,826,769	29,173,231	37,000,000	ING BANK
Term deposits - current	Financial assets at amortised cost	0	13,000,000	13,000,000	WESTPAC
Term deposits - current	Financial assets at amortised cost	72,500,000	0	72,500,000	NATIONAL AUSTRALIA BANK
Term deposits - current	Financial assets at amortised cost	0	3,000,000	3,000,000	SUNCORP
Term deposits - current	Financial assets at amortised cost	0	9,000,000	9,000,000	CREDIT UNION AUSTRALIA
Term deposits - current	Financial assets at amortised cost	0	11,000,000	11,000,000	JUDO BANK
Term deposits - current	Financial assets at amortised cost	0	1,500,000	1,500,000	AMP
Term deposits - current	Financial assets at amortised cost	0	3,000,000	3,000,000	DEFENCE BANK
Term deposits - current	Financial assets at amortised cost	0	3,000,000	3,000,000	AMB
Term deposits - current	Financial assets at amortised cost	0	11,000,000	11,000,000	RABOBANK
Other investment - non current	Financial assets at amortised cost	0	714,208	714,208	BARCLAYS BANK
Other investment - non current	Financial assets at amortised cost	0	5,000,000	5,000,000	DEFENCE BANK
Other investment - non current	Financial assets at amortised cost	0	3,000,000	3,000,000	JUDO BANK
Other investment - non current	Financial assets at amortised cost	0	6,000,000	6,000,000	CREDIT UNION AUSTRALIA
Other investment - non current	Financial assets at amortised cost	0	4,000,000	4,000,000	WESTPAC
Other investment - non current	Financial assets at amortised cost	0	57,896,673	57,896,673	RABOBANK
Other investment - non current	Financial assets at amortised cost	0	55,000,000	55,000,000	ING BANK
<b>Total</b>		<b>96,913,990</b>	<b>220,784,112</b>	<b>317,698,102</b>	
<b>Comprising</b>					
		Unrestricted	Restricted	Total Cash	
		\$	\$	\$	
Cash and cash equivalents		16,587,221	0	16,587,221	
Financial assets at amortised cost		80,326,769	220,784,112	301,110,881	
		<b>96,913,990</b>	<b>220,784,112</b>	<b>317,698,101</b>	

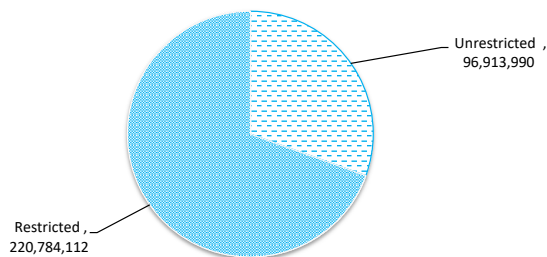
KEY INFORMATION

Cash and cash equivalents include cash on hand, cash at bank, deposits available on demand with banks and other short term highly liquid investments highly liquid investments with original maturities of three months or less that are readily convertible to known amounts of cash and which are subject to an insignificant risk of changes in value and bank overdrafts. Bank overdrafts are reported as short term borrowings in current liabilities in the statement of net current assets.

The local government classifies financial assets at amortised cost if both of the following criteria are met:

- the asset is held within a business model whose objective is to collect the contractual cashflows, and
- the contractual terms give rise to cash flows that are solely payments of principal and interest.

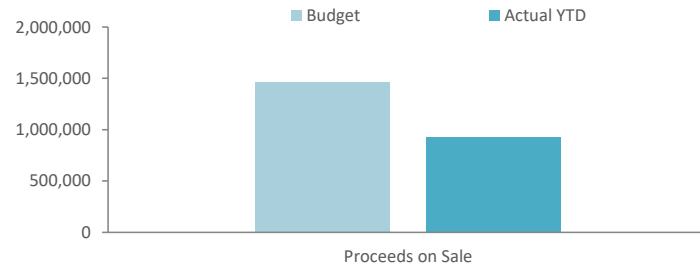
Financial assets at amortised cost held with registered financial institutions are listed in this note other financial assets at amortised cost are provided in Note 4 - Other assets.



**NOTES TO THE STATEMENT OF FINANCIAL ACTIVITY  
FOR THE PERIOD ENDED 28 FEBRUARY 2026**

**OPERATING ACTIVITIES  
NOTE 3  
DISPOSAL OF ASSETS**

Asset Ref.	Asset description	Budget				YTD Actual			
		Net Book Value	Proceeds	Profit	(Loss)	Net Book Value	Proceeds	Profit	(Loss)
		\$	\$	\$	\$	\$	\$	\$	\$
	<b>Plant and Machinery</b>	796,764	1,458,791	662,027	0	236,145	931,413	695,267	0
	<b>Freehold Land</b>								
	Lot 100 32 Plantagenet, Hamilton Hill	0	0	0	0	0	0	0	0
	Lot 303 Wattleup Road, Hammond Park		0	0	0		0	0	0
		<b>796,764</b>	<b>1,458,791</b>	<b>662,027</b>	<b>0</b>	<b>236,145</b>	<b>931,413</b>	<b>695,267</b>	<b>0</b>



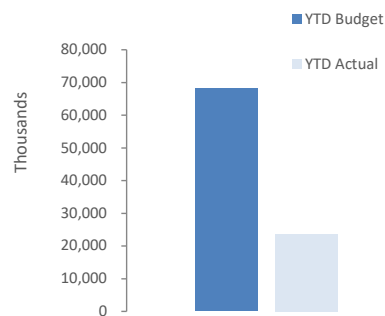
**NOTES TO THE STATEMENT OF FINANCIAL ACTIVITY  
FOR THE PERIOD ENDED 28 FEBRUARY 2026**

**INVESTING ACTIVITIES  
NOTE 4  
CAPITAL ACQUISITIONS**

Capital acquisitions	Amended		YTD Actual	YTD Actual Variance
	Budget	YTD Budget		
	\$	\$	\$	\$
Land	11,400,000	0	0	0
Buildings	18,772,083	9,936,852	7,820,602	(2,116,251)
Buildings - specialised				0
Furniture and equipment	407,297	407,297	352,106	(55,190)
Plant and equipment	7,619,235	4,882,220	4,075,547	(806,673)
Information technology	0	0	44,024	44,024
Infrastructure - roads	14,499,868	6,573,177	5,683,047	(890,130)
Infrastructure - drainage	3,437,565	1,910,517	1,134,685	(775,831)
Infrastructure - footpath	2,752,667	1,657,455	882,686	(774,769)
Infrastructure - parks hard	6,973,637	4,174,642	2,194,345	(1,980,297)
Infrastructure - parks landscaping	0	0	336,318	336,318
Infrastructure - landfill site	1,512,348	571,434	482,429	(89,005)
Infrastructure - marina	257,000	257,000	166,998	(90,002)
Infrastructure - coastal	550,000	522,058	535,420	13,362
<b>Payments for Capital Acquisitions</b>	<b>68,181,701</b>	<b>30,892,651</b>	<b>23,708,206</b>	<b>(7,184,445)</b>
<b>Total Capital Acquisitions</b>	<b>68,181,701</b>	<b>30,892,651</b>	<b>23,708,206</b>	<b>(7,184,445)</b>
<b>Capital Acquisitions Funded By:</b>				
	\$	\$	\$	\$
Capital grants and contributions	(24,254,839)	(752,603)	(2,235,457)	(1,482,854)
Proceeds from disposal of assets	(1,458,791)	(922,454)	(931,413)	(8,959)
Cash backed reserves				
Open Space Infrastructure	(6,724,544)	(4,044,301)	(2,278,559)	1,765,743
Plant & Equipment	(5,544,745)	(3,839,567)	(2,986,166)	853,400
Technology	(138,644)	(138,644)	(138,644)	0
Building Infrastructure	(14,199,928)	(8,999,483)	(7,235,397)	1,764,086
Commercial Landfill	(1,524,348)	(571,434)	(543,665)	27,769
Roads Infrastructure	(13,198,570)	(7,554,051)	(5,250,766)	2,303,285
Climate Change Mitigation	(276,170)	(279,670)	(15,000)	264,670
Port Coogee Special Maintenance SAR	(183,333)	(133,333)	(133,333)	0
Project Contingency	(12,103,564)	(508,779)	(363,345)	145,434
Port Coogee Marina	(257,000)	(257,000)	(166,998)	90,002
Port Coogee Waterways WEMP	(366,667)	(266,667)	(266,667)	0
Contribution - operations	12,559,499	(2,769,610)	(1,162,796)	1,606,814
<b>Capital funding total</b>	<b>(68,181,701)</b>	<b>(30,892,651)</b>	<b>(23,708,206)</b>	<b>7,184,445</b>

**SIGNIFICANT ACCOUNTING POLICIES**

All assets are initially recognised at cost. Cost is determined as the fair value of the assets given as consideration plus costs incidental to the acquisition. For assets acquired at no cost or for nominal consideration, cost is determined as fair value at the date of acquisition. The cost of non-current assets constructed by the local government includes the cost of all materials used in the construction, direct labour on the project and an appropriate proportion of variable and fixed overhead. Certain asset classes may be revalued on a regular basis such that the carrying values are not materially different from fair value. Assets carried at fair value are to be revalued with sufficient regularity to ensure the carrying amount does not differ materially from that determined using fair value at reporting date.



**NOTES TO THE STATEMENT OF FINANCIAL ACTIVITY  
FOR THE PERIOD ENDED 28 FEBRUARY 2026**

**FINANCING ACTIVITIES  
NOTE 5  
BORROWINGS**

Repayments - borrowings

Information on borrowings Particulars	Loan No.	1 July 2025	New Loans		Principal Repayments		Principal Outstanding		Interest Repayments	
			Actual	Budget	Actual	Budget	Actual	Budget	Actual	Budget
		\$	\$	\$	\$	\$	\$	\$	\$	
<b>Recreation and culture</b>										
To assist fund the Cockburn Central West development	8	2,500,000	0	0	1,250,000	2,500,000	1,250,000	0	58,671	350,000
<b>C/Fwd Balance</b>		2,500,000	0	0	1,250,000	2,500,000	1,250,000	0	58,671	350,000
<b>Total</b>		2,500,000	0	0	1,250,000	2,500,000	1,250,000	0	58,671	350,000
Current borrowings		2,500,000					1,250,000			
Non-current borrowings		0					0			
		2,500,000					1,250,000			

All debenture repayments were financed by general purpose revenue.

**KEY INFORMATION**

All loans and borrowings are initially recognised at the fair value of the consideration received less directly attributable transaction costs. After initial recognition, interest-bearing loans and borrowings are subsequently measured at amortised cost using the effective interest method. Fees paid on the establishment of loan facilities that are yield related are included as part of the carrying amount of the loans and borrowings.

**NOTES TO THE STATEMENT OF FINANCIAL ACTIVITY  
FOR THE PERIOD ENDED 28 FEBRUARY 2026**

**OPERATING ACTIVITIES**

**NOTE 6**

**CASH RESERVES**

Reserve name	Opening Balance	Budget Interest Earned	Actual Interest Earned	Budget Transfers In (+)	Actual Transfers In (+)	Budget Transfers Out (-)	Actual Transfers Out (-)	Budget Closing Balance	Actual YTD Closing Balance
	\$	\$	\$	\$	\$	\$	\$	\$	\$
<b>General Revenue</b>									
Open Space Infrastructure	5,571,044	0	0	7,500,000	0	(9,259,184)	(2,299,799)	2,175,974	3,271,245
Plant & Equipment	9,831,552	0	0	4,017,000	17,266	(5,561,745)	(3,003,432)	7,517,731	6,845,386
Technology	5,102,501	0	0	500,000	0	(1,041,952)	(463,548)	3,652,562	4,638,952
Building Infrastructure	80,637,329	0	0	14,818,276	0	(14,294,084)	(7,254,252)	76,830,993	73,383,078
Commercial Landfill	32,506,773	0	0	2,584,857	0	(1,894,348)	(607,750)	33,376,756	31,899,023
Land Management	3,462,511	0	0	10,006,823	0	0	0	13,448,737	3,462,511
Roads Infrastructure	26,711,431	0	0	12,500,000	0	(13,198,570)	(5,250,766)	25,995,682	21,460,666
Naval Base Shacks	1,528,049	0	0	30,000	0	(75,000)	0	1,446,186	1,528,049
Risk	1,880,171	0	0	340,111	0	0	0	2,220,282	1,880,171
Climate Change Mitigation	2,577,608	0	0	500,000	0	(276,170)	(15,000)	2,555,268	2,562,608
Waste Management	11,793,639	0	0	2,434,053	0	(750,000)	(106,739)	13,509,491	11,686,900
Project Contingency	14,954,238	0	0	1,392,093	0	(13,474,441)	(790,077)	2,917,652	14,164,161
Port Coogee Marina	2,907,822	0	0	500,000	0	(257,000)	(166,998)	2,893,822	2,740,824
<b>Total General Revenue Reserve</b>	<b>199,464,669</b>	<b>0</b>	<b>0</b>	<b>57,123,213</b>	<b>17,266</b>	<b>(60,082,496)</b>	<b>(19,958,362)</b>	<b>188,541,135</b>	<b>179,523,573</b>
<b>Restricted Revenue</b>									
Port Coogee Waterways WEMP	726,879	0	14,652	0	0	(666,667)	(266,667)	233,333	474,864
Port Coogee Special Maintenance SAR	2,421,264	0	57,693	480,000	477,435	(433,255)	(360,622)	2,546,745	2,595,769
Port Coogee Waterways SAR	579,676	0	16,966	125,000	124,357	0	0	695,000	720,999
Naval Base Shack Removal	1,031,930	0	25,429	0	0	0	0	993,077	1,057,359
Cockburn Coast SAR	171,877	0	5,673	80,000	77,389	(41,784)	(29,546)	238,216	225,393
POS Cash in Lieu	6,087,941	0	150,245	0	0	0	0	5,649,812	6,238,186
Developer Contribution Plans - Various	15,612,103	0	464,319	0	10,977,756	0	(3,090)	12,865,594	27,051,088
Restricted Funding	6,082,458	0	0	0	0	(441,984)	(3,899,786)	7,350,191	2,182,672
<b>Total Restricted Revenue Reserve</b>	<b>32,714,128</b>	<b>0</b>	<b>734,976</b>	<b>685,000</b>	<b>11,656,937</b>	<b>(1,583,690)</b>	<b>(4,559,711)</b>	<b>30,571,968</b>	<b>40,546,330</b>
<b>Total Cash Reserve</b>	<b>232,178,797</b>	<b>0</b>	<b>734,976</b>	<b>57,808,213</b>	<b>11,674,203</b>	<b>(61,666,185)</b>	<b>(24,518,073)</b>	<b>219,113,103</b>	<b>220,069,903</b>

**KEY INFORMATION**

NOTES TO THE STATEMENT OF FINANCIAL ACTIVITY  
FOR THE PERIOD ENDED 28 FEBRUARY 2026

OPERATING ACTIVITIES  
NOTE 7  
OTHER CURRENT LIABILITIES

Other current liabilities	Note	Opening Balance 1 July 2025	Liability Increase	Liability Reduction	Closing Balance 28 February 2026
		\$	\$	\$	\$
<b>Contract liabilities</b>					
Unspent grants, contributions and reimbursements					
- non-operating		2,583,223	3,165,485	(2,991,474)	2,757,234
<b>Total unspent grants, contributions and reimbursements</b>		2,583,223	3,165,485	(2,991,474)	2,757,234
<b>Provisions</b>					
Annual leave		4,919,482	46,300,760	(46,231,866)	4,988,377
Long service leave		5,265,027	0	0	5,265,027
<b>Total Provisions</b>		10,184,509	46,300,760	(46,231,866)	10,253,404
<b>Total other current liabilities</b>		<b>12,767,732</b>	<b>49,466,245</b>	<b>(49,223,340)</b>	<b>13,010,638</b>
Amounts shown above include GST (where applicable)					

**KEY INFORMATION**

**Provisions**

Provisions are recognised when the City has a present legal or constructive obligation, as a result of past events, for which it is probable that an outflow of economic benefits will result and that outflow can be reliably measured.

Provisions are measured using the best estimate of the amounts required to settle the obligation at the end of the reporting period.

**Employee benefits**

**Short-term employee benefits**

Provision is made for the City's obligations for short-term employee benefits. Short-term employee benefits are benefits (other than termination benefits) that are expected to be settled wholly before 12 months after the end of the annual reporting period in which the employees render the related service, including wages, salaries and sick leave. Short-term employee benefits are measured at the (undiscounted) amounts expected to be paid when the obligation is settled.

The City's obligations for short-term employee benefits such as wages, salaries and sick leave are recognised as a part of current trade and other payables in the calculation of net current assets.

**Other long-term employee benefits**

The City's obligations for employees' annual leave and long service leave entitlements are recognised as provisions in the statement of financial position.

Long-term employee benefits are measured at the present value of the expected future payments to be made to employees. Expected future payments incorporate anticipated future wage and salary levels, durations of service and employee departures and are discounted at rates determined by reference to market yields at the end of the reporting period on government bonds that have maturity dates that approximate the terms of the obligations. Any remeasurements for changes in assumptions of obligations for other long-term employee benefits are recognised in profit or loss in the periods in which the changes occur. The City's obligations for long-term employee benefits are presented as non-current provisions in its statement of financial position, except where the City does not have an unconditional right to defer settlement for at least 12 months after the end of the reporting period, in which case the obligations are presented as current provisions.

**Contract liabilities**

An entity's obligation to transfer goods or services to a customer for which the entity has received consideration (or the amount is due) from the customer. Grants to acquire or construct recognisable non-financial assets to identified specifications be constructed to be controlled by the City are recognised as a liability until such time as the City satisfies its obligations under the agreement.

**NOTES TO THE STATEMENT OF FINANCIAL ACTIVITY  
FOR THE PERIOD ENDED 28 FEBRUARY 2026**

**NOTE 8  
BUDGET AMENDMENTS**

Amendments to original budget since budget adoption. Surplus/(Deficit)

Project/ Activity	Description	Council Resolution	Classification	Non Cash Adjustment	Increase in Available Cash	Decrease in Available Cash	Amended Budget Running Balance
				\$	\$	\$	\$
<b>Budget adoption</b>							
Various	Expenditure Review Committee July 2025		Operating Expenses			(7,800)	300,000
GL 960	Adjustment CF opening balance	OCM 14 Oct 2025	Opening Surplus(Deficit)		74,604		292,200
OP 4888	Project plan has been deferred in line with 10 yr plan	OCM 14 Oct 2025	Operating Expenses		100,000		366,804
OP 4886	Project plan has been deferred in line with 10 yr plan	OCM 14 Oct 2025	Operating Expenses		50,000		466,804
OP 6011	Emergency works required to increase stormwater capacity 5yr asset revaluation for land, building, waste & marina as per regulation	OCM 14 Oct 2025	Operating Expenses			(20,000)	516,804
OP 9768	Engagement of transport/parking consultant	OCM 11 Nov 2025	Operating Expenses			(50,000)	496,804
GL 740	External recruitment cost	OCM 11 Nov 2025	Operating Expenses			(7,492)	446,804
GL 137	Assist in replacment of damaged or missing signages	OCM 11 Nov 2025	Operating Expenses			(10,000)	396,804
OP 6285	Cover cleaning and maintenance for the new toilet	OCM 11 Nov 2025	Operating Expenses			(35,000)	389,312
OP 5997	Adjustment to Rates bud and trf to OP 4116	OCM 09 Dec 2025	Operating Revenue		492,693		379,312
Various GL							344,312
OP 8802	adjustment to FY26 salary, review of proposed golf course	OCM 09 Dec 2025	Operating Expenses			(820,146)	837,005
OP 4125	Proposed golf course	OCM 09 Dec 2025	Operating Expenses			(45,000)	16,859
OP 8820	trf to OP 4116	OCM 09 Dec 2025	Operating Revenue		8,000		(28,141)
OP 9606	trf to OP 4116	OCM 09 Dec 2025	Operating Expenses		10,846		(20,141)
OP 4116	Review of Wally Hagan	OCM 09 Dec 2025	Operating Expenses			(50,000)	(9,295)
OP 4126	Install parking control signs	OCM 09 Dec 2025	Operating Expenses			(15,000)	(59,295)
Various	MYBR 25/26	OCM 14.2.4	Operating Revenue		374,295		(74,295)
				<b>0</b>	<b>1,110,438</b>	<b>(1,110,438)</b>	<b>300,000</b>

## 14.3 Infrastructure Services

### 14.3.1 RFT02/2026 - Landscape Works (Various Arterial Roads)

<b>Responsible Executive</b>	Director Infrastructure Services
<b>Author(s)</b>	Environmental Operations Coordinator
<b>Attachments</b>	1. RFT02/2026 Evaluation Summary (confidential)

#### Recommendation

That Council:

- (1) ACCEPTS the tender submission for RFT02/2026 – Landscape Works (Various Arterial Roads), received from Gas Assets Pty Ltd t/as Gecko Contracting Turf and Landscape Maintenance as the most advantageous, for a lump sum contract value of \$579,175.24 ex GST for projects 1 – 3 which includes Beeliar Drive Stages 1-3, applicable for a contract term of one year commencing on execution of the contract, subject to authorised variations; and
- (2) ACCEPTS the tender submission for RFT02/2026 – Landscape Works (Various Arterial Roads), received from UGC Holdings Pty Ltd t/as UGC Group as the most advantageous, for a lump sum contract value of \$683,506.13 ex GST for projects 4–11 which includes Midgegooroo Drive, Glenbawn Slip Road, Russell Road, Forrest Road, Farrington Road and Wentworth Parade Stages 1-3, applicable for a contract term of one year commencing on execution of the contract, subject to authorised variations.

**TO BE CARRIED BY AN ABSOLUTE MAJORITY OF COUNCIL**

#### Background

The City of Cockburn is seeking a suitably qualified and experienced contractor for the provision of landscape works with a primary focus on mulch supply and installation and tree planting in road verges, median islands and roundabouts along arterial roads within Cockburn, including the implementation of suitable Traffic Management to ensure a safe delivery of works.

The Contractor; under the proposed Contract, will be required to provide all labour, plant, tools and equipment, materials, transportation/cartage, administrative costs, travelling expenses etc. and anything else necessary for the completion of the works/services.

The proposed Contract shall be in place for a period of one (1) year from the date of award; with a Defects Liability period for the subsequent six (6) months.

Tender Number RFT02/2026 – Landscape Works (Various Arterial Roads), was advertised on Saturday, 24 January 2026 in the Local Government Tenders section of “The West Australian” newspaper. It was also displayed on the City’s website and eProcurement platform between Saturday, 24 January 2026 and 2:00pm (AWST) Tuesday, 17 February 2026.

### Submission

Tenders closed at 2:00pm (AWST) Tuesday, 17 February 2026 and four (4) tender submissions were received from:

<b>Tenderer’s Name</b>	<b>Registered Business Name</b>
Gecko Contracting Turf and Landscape Maintenance	Gas Assets Pty Ltd t/as Gecko Contracting Turf and Landscape Maintenance
Ligna Construction	Eight St Pty Ltd t/as Ligna Construction
Perth Materials Blowing	Perth Materials Blowing Pty Ltd /as Perth Materials Blowing
UGC Group	UGC Holdings Pty Ltd t/as UGC Group

### Report

#### Compliance Criteria

The following index was used to determine whether the submissions received were compliant.

<b>Compliance Criteria</b>	
A	Compliance with the Request Document
B	Compliance with the conditions of Responding and Tendering
C	Compliance with the General Conditions of Contract
D	Compliance with and completion of the Price Schedule in the format provided.
E	Completion of Qualitative Criteria
F	Compliance with ACCC Requirements and completion of Certificate of Warranty.

#### Compliant Tenderers

All Four (4) Tenderers were deemed compliant.

### Evaluation Criteria

Tenders were assessed against the following criteria:

<b>Evaluation Criteria</b>	<b>Weighting Percentage</b>
Demonstrated Experience	12%
Tenderers Resources	15%
Methodology	13%
Sustainability	10%
Local/Regional	10%
Tendered Price	40%
<b>TOTAL</b>	<b>100%</b>

### Tender Intent/Requirements

The intent of this tender is to select a suitably qualified and experienced Contractor/s for the provision of landscape works, with a primary focus on supply and installation of mulch and tree planting in road verges, median islands and roundabouts along arterial roads, including the implementation of suitable traffic management to ensure a safe delivery of works.

### Evaluation Panel

The tender submissions were evaluated by the following:

<b>Name</b>	<b>Position</b>
Lachlan McDonald (Chair)	Service Lead City Greening
Julie Reidy	A/ Group Manager Parks, Fleet and Waste
Daniel Arndt	Director Sustainable Development and Safety
Neil Dumais	Service Lead Parks
Janelle Keene (Local)	Service Specialist - Tenders and Contracts
<b>Probity Role:</b>	
Kamaljit Kaur – Business Partner (Procurement Sourcing)	

**Scoring Tables****Project 1 – Beelihar Drive Stage 1**

Tenderer's Name	Percentage Scores		
	Non - Cost Evaluation	Cost Evaluation	Total
	60%	40%	100%
Gecko Contracting Turf And Landscape Maintenance**	43.97%	39.65%	83.62%
UGC Group	39.17%	40.00%	79.17%
Perth Materials Blowing	36.80%	30.43%	67.23%
Ligna Construction	27.75%	23.28%	51.03%

**\*\*Recommended Submission****Project 2 – Beelihar Drive Stage 2**

Tenderer's Name	Percentage Scores		
	Non - Cost Evaluation	Cost Evaluation	Total
	60%	40%	100%
Gecko Contracting Turf And Landscape Maintenance**	43.97%	38.27%	82.25%
UGC Group	39.17%	40.00%	79.17%
Ligna Construction	27.75%	30.19%	57.94%

**\*\*Recommended Submission****Project 3 – Beelihar Drive Stage 3**

Tenderer's Name	Percentage Scores		
	Non - Cost Evaluation	Cost Evaluation	Total
	60%	40%	100%
Gecko Contracting Turf And Landscape Maintenance**	43.97%	36.49%	80.46%
UGC Group	39.17%	40.00%	79.17%
Perth Materials Blowing	36.80%	39.02%	75.82%
Ligna Construction	27.75%	39.54%	67.29%

**\*\*Recommended Submission**

**Project 4 – Midgegooroo Drive**

Tenderer's Name	Percentage Scores		
	Non - Cost Evaluation	Cost Evaluation	Total
	60%	40%	100%
UGC Group **	39.17%	40.00%	79.17%
Gecko Contracting Turf And Landscape Maintenance	43.97%	29.48%	73.45%
Perth Materials Blowing	36.80%	36.07%	72.87%
Ligna Construction	27.75%	38.98%	66.73%

**\*\*Recommended Submission****Project 5 – Glenbawn Slip Road (off North Lake Road)**

Tenderer's Name	Percentage Scores		
	Non - Cost Evaluation	Cost Evaluation	Total
	60%	40%	100%
UGC Group **	39.17%	40.00%	79.17%
Gecko Contracting Turf And Landscape Maintenance	43.97%	35.31%	79.29%
Ligna Construction	27.75%	35.92%	63.67%

**\*\*Recommended Submission****Project 6 – Russel Road**

Tenderer's Name	Percentage Scores		
	Non - Cost Evaluation	Cost Evaluation	Total
	60%	40%	100%
UGC Group**	39.17%	39.35%	78.53%
Gecko Contracting Turf And Landscape Maintenance	43.97%	40.00%	83.97%
Ligna Construction	27.75%	37.81%	65.56%
Perth Materials Blowing	36.80%	28.07%	64.87%

**\*\*Recommended Submission**

**Project 7 – Forrest Road**

Tenderer's Name	Percentage Scores		
	Non - Cost Evaluation	Cost Evaluation	Total
	60%	40%	100%
UGC Group **	39.17%	40.00%	79.17%
Gecko Contracting Turf And Landscape Maintenance	43.97%	34.67%	78.65%
Ligna Construction	27.75%	39.03%	66.78%
Perth Materials Blowing	36.80%	21.32%	58.12%

**\*\*Recommended Submission****Project 8 – Farrington Road**

Tenderer's Name	Percentage Scores		
	Non - Cost Evaluation	Cost Evaluation	Total
	60%	40%	100%
UGC Group **	39.17%	40.00%	67.75%
Ligna Construction	27.75%	36.91%	64.66%
Gecko Contracting Turf And Landscape Maintenance	43.97%	36.31%	64.06%
Perth Materials Blowing	36.80%	27.31%	55.06%

**\*\*Recommended Submission****Project 9 – Wentworth Parade Stage 1**

Tenderer's Name	Percentage Scores		
	Non - Cost Evaluation	Cost Evaluation	Total
	60%	40%	100%
UGC Group **	39.17%	40.00%	67.75%
Ligna Construction	27.75%	39.83%	67.58%
Gecko Contracting Turf And Landscape Maintenance	43.97%	38.35%	66.10%
Perth Materials Blowing	36.80%	29.69%	57.44%

**\*\*Recommended Submission**

**Project 10 – Wentworth Parade Stage 2**

Tenderer's Name	Percentage Scores		
	Non - Cost Evaluation	Cost Evaluation	Total
	60%	40%	100%
UGC Group**	39.17%	40.00%	79.17%
Gecko Contracting Turf And Landscape Maintenance	43.97%	37.41%	81.39%
Ligna Construction	27.75%	37.75%	65.50%
Perth Materials Blowing	36.80%	26.73%	63.53%

**\*\*Recommended Submission**

**Project 11 – Wentworth Parade Stage 3**

Tenderer's Name	Percentage Scores		
	Non - Cost Evaluation	Cost Evaluation	Total
	60%	40%	100%
UGC Group**	39.17%	37.94%	77.12%
Gecko Contracting Turf And Landscape Maintenance	43.97%	29.54%	73.51%
Ligna Construction	27.75%	40.00%	67.75%
Perth Materials Blowing	36.80%	26.09%	62.89%

**\*\*Recommended Submission**

**Evaluation Criteria Assessment****Demonstrated Experience**

All respondents clearly demonstrated that they have the experience to meet the requirements as stated in the tender documents. All respondents identified relevant previous experience with similar jobs for other local governments. Gecko Contracting Turf and Landscape Maintenance (Gecko) provided the highest scoring submission for demonstrated experience detailing comparable project examples and clear alignment with the contract requirements. UGC Group, Perth Material Blowing and Ligna Construction all scored slightly lower, satisfying all criteria and demonstrating relevant project experience.

**Tenderer's Resources**

All suppliers showed they had sufficient resources in line with the scope of works and provided detailed information on current and future contract commitments. Gecko was the highest scoring respondent demonstrating sufficient staff and subcontractors, appropriate plant and equipment, with a detailed resource contingency from labour and equipment to supervision and operational systems. Perth Materials Blowing and UGC Group scored slightly lower, but were still able to identify suitable personnel, plant and equipment and resource contingency.

**Methodology**

Gecko, UGC Group, and Perth Materials Blowing each presented methodologies that satisfactorily addressed the contract requirements. Gecko scored highest for this criterion, providing a clear, structured and well-documented approach to planning and delivery of specified works. UGC Group was the second highest scoring demonstrating a sound and practical methodology.

Perth Materials Blowing scored slightly lower while demonstrating a suitable approach with an acceptable but less detailed methodology that met requirements. Ligna Construction scored lowest, as the proposed methodology lacked sufficient detail to demonstrate a robust and comprehensive approach to service delivery.

**Sustainability**

Gecko and UGC Group were the highest scoring, with well-established environmental management systems, supporting policies, and clear initiatives addressing waste, emissions, and continuous improvement. Perth Materials Blowing showed moderate capability, with some sustainability measures and policies in place but less detailed evidence of implementation and monitoring. Ligna Construction was the lowest scoring, reflecting largely high-level commitments with limited supporting documentation or demonstrable sustainability outcomes.

**Local and Regional**

Gecko scored the highest for this criterion, demonstrating local presence, use of local suppliers, significant local staffing and projected local employment opportunities. UGC Group showed a moderate level of local contribution, with partial local workforce representation, engagement with local suppliers and local targeted employment initiatives. Perth Materials Blowing demonstrated a strong local base and local workforce; however, lower scores reflect limited commitment to local suppliers. Ligna Construction achieved the lowest overall outcome due to minimal local benefit identified.

**Summation**

The evaluation panel recommends that Council accept the following submissions for RFT02/2026 – Landscape Works (Various Arterial Roads) as being the most advantageous for the City:

**Project 1 – Beeliar Drive Stage 1:**

**GAS Assets** for the specific scope having satisfied all criteria in the evaluation process and demonstrated ability to undertake the specific services of landscape maintenance for Beeliar Drive Stage 1. The submission by GAS Assets ranked one for qualitative criteria and two for cost criteria achieving the best overall assessment for Project 1.

**Project 2 – Beeliar Drive Stage 2:**

**GAS Assets** for the specific scope having satisfied all criteria in the evaluation process and demonstrated ability to undertake the specific services of landscape maintenance for Beeliar Drive Stage 2. The submission by GAS Assets ranked one for qualitative criteria and two for cost criteria achieving the best overall assessment for Project 2.

**Project 3 – Beeliar Drive Stage 3:**

**GAS Assets** for the specific scope having satisfied all criteria in the evaluation process and demonstrated ability to undertake the specific services of landscape maintenance for Beeliar Drive Stage 3. The submission by GAS Assets ranked one for qualitative criteria and four for cost criteria achieving the best overall assessment for Project 3.

**Project 4 – Midgegooroo Drive:**

**UGC Holdings** for the specific scope having satisfied all criteria in the evaluation process and demonstrated ability to undertake the specific services of landscape maintenance for Midgegooroo Drive. The submission by UGC Holdings ranked two for qualitative criteria and one for cost criteria achieving the best overall assessment for Project 4.

**Project 5 - Glenbawn Slip Road (off North Lake Road):**

**UGC Holdings** for the specific scope having satisfied all criteria in the evaluation process and demonstrated ability to undertake the specific services of landscape maintenance for Glenbawn Slip Road (off North Lake Road). The submission by UGC Holdings ranked two for qualitative criteria and one for cost criteria achieving the second-best overall assessment for Project 5. While UGC Holdings was ranked second overall by a margin of 0.12% it was the lowest price and deemed best value for money for the City.

**Project 6 – Russel Road:**

**UGC Holdings** for the specific scope having satisfied all criteria in the evaluation process and demonstrated ability to undertake the specific services of landscape maintenance for Russel Road. The submission by UGC Holdings ranked two for qualitative criteria and two for cost criteria achieving the second-best overall assessment for Project 6. While ranking 5.44% lower than the best scoring overall for Project 6, it was deemed beneficial to award this project to UGC Group to achieve the 2.5% discount offered by UGC Holdings for the award of packages totalling \$600,000 or greater.

**Project 7 – Forrest Road:**

**UGC Holdings** for the specific scope having satisfied all criteria in the evaluation process and demonstrated ability to undertake the specific services of landscape maintenance for Forrest Road. The submission by UGC Holdings ranked two for qualitative criteria and one for cost criteria achieving the best overall assessment for Project 7.

**Project 8 – Farrington Road:**

**UGC Holdings** for the specific scope having satisfied all criteria in the evaluation process and demonstrated ability to undertake the specific services of landscape maintenance for Farrington Road. The submission by UGC Holdings ranked two for qualitative criteria and one for cost criteria achieving the best overall assessment for Project 8.

**Project 9 - Wentworth Parade Stage 1:**

**UGC Holdings** for the specific scope having satisfied all criteria in the evaluation process and demonstrated ability to undertake the specific services of landscape maintenance for Wentworth Parade Stage 1. The submission by UGC Holdings ranked two for qualitative criteria and one for cost criteria achieving the best overall assessment for Project 9.

**Project 10 - Wentworth Parade Stage 2:**

**UGC Holdings** for the specific scope having satisfied all criteria in the evaluation process and demonstrated ability to undertake the specific services of landscape maintenance for Wentworth Parade Stage 2. The submission by UGC Holdings ranked two for qualitative criteria and one for cost criteria achieving the second-best overall assessment for Project 10. The evaluation panel views it as advantageous for UGC Holdings to be awarded Project 10 due to geographical proximity to Project 9 and Project 10, to avoid potential scheduling conflicts with simultaneous Traffic Management approvals and setups intersecting across work sites.

**Project 11 - Wentworth Parade Stage 3:**

**UGC Holdings** for the specific scope having satisfied all criteria in the evaluation process and demonstrated ability to undertake the specific services of landscape maintenance for Wentworth Parade Stage 3. The submission by UGC Holdings ranked two for qualitative criteria and two for cost criteria achieving the best overall assessment for Project 11.

A selection of projects is proposed for award to the entity with the second-highest overall assessment to ensure an equitable distribution of workload, improve logistical coordination and maximise value for the City. Engaging two major landscape maintenance organisations across the 11 projects supports effective contingency planning and adherence to project timelines.

While not reflected in the cost assessment, UGC Holdings have offered City of Cockburn a 2.5% discount for the award of packages totalling \$600,000 or greater. Based on the current recommendation this discount will be applied to the lump sum contract value.

Referee checks have been completed for both Gecko Contracting Turf and Landscape Maintenance and UGC Group, with positive feedback received.

The recommendation is based on:

- Well demonstrated experience in performing similar work for other local governments
- A range of personnel and resources that have the experience and capacity in managing the services associated with the requirements of the contracts.
- Clear understanding of the methodology, procedures, record keeping, traffic management and WH&S requirements to undertake the services
- The required plant and machinery and contingency measures to undertake the specific scopes to achieve the required outcomes
- Having two large-scale landscape maintenance organisations engaged across the 11 projects is advantageous for workload contingency and project timelines.
- The best value for money.

**Strategic Plan/Policy Implications****Environment Responsibility**

A leader in environmental management that enhances and sustainably manages our local natural areas and resources.

- Protection and enhancement of our natural areas, bushland, parks and open spaces.

**City Growth and Moving Around**

A growing City that is easy to move around and provides great places to live

- An attractive, socially connected and diverse built environment.
- Cockburn Central as the capital of Perth's South Metro Region.

**Budget/Financial Implications**

The estimated contract sum of \$579,175.24 ex GST for GAS Assets Pty Ltd and the estimated contract sum of \$683,506.13 ex GST for UGC Holdings will be sourced from the project mulching program within Activity-OP 651. The estimated contract sum for UGC Holdings is calculated inclusive of the 2.5% discount for the award of packages totalling \$600,000.

The approved annual budget for 2025/2026 is \$1,750,000.00 ex GST. The combined estimated contract sum for GAS Assets and UGC Holdings is \$1,262,681.37 ex GST.

**Legal Implications**

Section 3.57 of the Local Government Act 1995 and Part 4 of the Local Government (Functions and General) Regulations 1996 refers.

**Community Consultation**

N/A

**Risk Management Implications**

If the recommendation is not approved there is a risk of delay in the provision of Landscape Maintenance works across arterial roads in City of Cockburn resulting in reputational risk to the City with poorly presented streetscapes and resident dissatisfaction.

**Attachment**

The following Confidential Attachment is provided under a separate cover:

1. Consolidated Evaluation Score Sheet with lump sum pricing

**Advice to Proponent(s)/Applicants**

N/A

**Implications of Section 3.18(3) Local Government Act 1995**

Nil

**14.3.2 Rockingham Road Improvement Project - Coleville Cres to Phoenix Rd**

<b>Responsible Executive</b>	Director Infrastructure Services
<b>Author(s)</b>	Group Manager Assets and Projects
<b>Attachments</b>	N/A

**Recommendation**

That Council:

- (1) ADVISES MRWA of the cancellation of the Rockingham Road Upgrade Project, and return the Metropolitan Regional Road Group (MRRG) Road Improvement Program funds to Main Roads Western Australia;
- (2) REMOVES the project from the Corporate Business Plan 2025-2026 to 2028-2029 and Long-Term Financial Plan 2024-2025 to 2033-2034; and
- (3) REQUESTS the CEO list \$3M in the draft FY26/27 Budget funding for essential road and footpath renewal works along Rockingham Road.

**Background**

The Rockingham Road Upgrade has been a long-standing strategic initiative intended to improve safety, amenity, connectivity and streetscape outcomes through the Phoenix Town Centre.

The project aligns with the Phoenix Central Revitalisation Strategy (2009) and with Rockingham Rd (option 2) formally adopted at the 11 April 2019 OCM.

Following adoption, the project was included in the Corporate Business Plan, Long Term Financial Plan, 10 Year Forward Capital Works Model along with regular updates at Elected Member Strategic Briefing Sessions.

The project secured funding under the Metropolitan Regional Road Group Road Improvement Program, enabling a significant State Government contribution.

The approved scope combined road safety improvements, multimodal access upgrades, streetscape enhancements and significant asset renewal works.

At the March 2026 Ordinary Meeting of Council, Council considered, as a confidential report, a reconfigured, lower-risk design option for this project.

This report was considered behind closed doors as it contained legal advice.

The officer recommendation was ultimately lost, meaning the current Council decision is that made at the April 2019 Ordinary Meeting of Council and subsequent annual adoption of the Corporate Business Plan.

A subsequent Elected Member Briefing Forum was held on 24 March 2026 to discuss options moving forward, given the legal advice received and risks associated with Council proceeding as it originally resolved in April 2019.

### **Submission**

N/A

### **Report**

Following the 10 March 2026 Ordinary Council Meeting decision and 24 March 2026 Elected Member Strategic Briefing Forum, the administration has reassessed the project against deliverability, governance, risk and funding compliance considerations.

While the adopted plan is technically and legally deliverable, progressing the project requires Council acceptance of significant risks, as detailed in the legal advice considered at the 10 March 2026 Ordinary Council Meeting.

Alternatively, pausing the project results in non-compliance with the approved Road Improvement Program delivery timeframe.

Prolonged delay introduces increasing risk to the City's demonstrated capacity to deliver State-funded projects, which may affect the City's standing and credibility in future MRRG funding assessments.

The administration has formed the view that neither proceeding under the revised risk profile nor continuing to delay the project represents a prudent or sustainable position.

Given the circumstances outlined in this report, the administration recommends cancelling the project, returning MRRG funding, and refocusing efforts on addressing essential asset renewal needs through the Asset Management Plan.

Should administrations recommendation be lost and no alternative recommendation proposed and adopted, the project will still remain current in accordance with the 11 April 2019 OCM resolution.

### **Strategic Plans/Policy Implications**

#### Our Places

Enhancing distinctive, liveable areas with well-connected, safe transport options.

- Plan for growth and sustainable development.

Enhance connectivity and mobility through integrated transport networks.

#### Our Governance

Transparent leadership that listens, communicates openly and plans for a sustainable future.

- Facilitate transparent and accountable governance for today and tomorrow.
- Strive for financial sustainability and operational excellence.

**Budget/Financial Implications**

Sunk costs have already been incurred through planning, design, investigations and legal advice.

Cancellation removes exposure to the risks detailed in the legal advice considered at the 10 March 2026 Ordinary Council Meeting.

Essential asset renewal works (roads, footpaths, lighting) remain required and are estimated at approximately \$5 million, to be prioritised and staged through the Asset Management Plan.

It is estimated \$3 million worth of works should occur in the next financial year (FY27) should council support the recommendation.

These would need adding to the FY27 Draft Budget and would not be supported by external grant funding.

The impact to the LTFFP is largely negated as this amount was allowed to make up the City contribution to works for the improvement plan.

Remaining works would be delivered as a component of the Underground Power Program in future years.

Returning MRRG funding avoids ongoing funding compliance risk and protects future submission integrity.

**Legal Implications**

The legal implications were outlined to Council in the confidential report to the 10 March 2026 Ordinary Council Meeting.

**Community Consultation**

The City has not consulted the community in respect to the recommendation to cancel this project.

Should Council support the officer recommendation it would be advisable that the City provide written notification to directly impacted parties of this decision, in addition to providing a written update with respect to the project on the City website.

## Risk Management Implications

Key risks considered in the development of this report include:

1. Funding and Delivery Risk  
Ongoing delay results in non-compliance with the approved Road Improvement Program delivery timeframe, introducing risk to the City's demonstrated capacity to deliver State funded projects and creating potential implications for future MRRG funding opportunities.
2. Reputational Risk – Funding and Governance  
Inability to deliver an approved State funded project may impact the City's reputation with funding partners, including MRRG and Main Roads WA, and could affect confidence in the City's project delivery capability.
3. Reputational Risk – Community and Stakeholders  
There is a risk that the community and local stakeholders may be dissatisfied with the cancellation of the project, particularly given Council's earlier endorsement and the length of time the project has been progressed. It is acknowledged that some stakeholders may have made investment, planning or expectation based decisions in reliance on Council's previously stated intent to deliver the upgrade.
4. Operational Risk  
Continued deterioration of road, path and lighting assets along the corridor if renewal works are not prioritised through alternative delivery programs.

Other risks were also outlined in the legal advice considered in the confidential report to the 10 March 2026 Ordinary Council Meeting.

Having regard to the above, project cancellation is assessed as the option that most effectively limits the City's exposure to high and unmanageable risk, while allowing essential asset renewal works to be addressed through established asset management processes.

It should be noted a cancellation at this point would not prevent a future consideration of core components of this project by Council.

However, would provide certainty to funding partners of our intent with respect to the project and also ensure essential Asset Management can be undertaken in a timely manner.

## Advice to Proponent(s)/Submitters

N/A

**Implications of Section 3.18(3) Local Government Act 1995**

Section 3.18(3) does not require Council to deliver a project simply because it is legally possible.

Rather, it requires Council to actively satisfy itself that the service or facility:

- Represents efficient and effective use of public funds
- Is responsibly coordinated with State funding programs
- Does not expose the City to disproportionate or unmanageable risk.

On this basis, the recommendation to cancel the project is consistent with Council's obligations under section 3.18(3), where the administration have determined that neither proceeding under the revised risk profile nor continuing to delay delivery satisfies the efficiency, effectiveness and coordination requirements of the Act.

## 14.4 Community and Place

### 14.4.1 Beeliar Reserve Redevelopment

<b>Responsible Executive</b>	Director Community and Place
<b>Author(s)</b>	Community Facilities Advisor and Service Manager Recreation Services
<b>Attachments</b>	1. <a href="#">Beeliar Building Concept Updated</a> ↓ 2. <a href="#">Beeliar Reserve Landscape Concept Plan</a> ↓

#### Recommendation

That Council:

- (1) ENDORSES the attached updated Beeliar Reserve building concept as the concept to progress to the detailed design phase; and
- (2) ENDORSES the attached Beeliar Reserve sitewide landscape concept plan to guide the coordinated planning, staging and delivery of the redevelopment and associated reserve improvements.

#### Background

Beeliar Reserve is a key community and sporting precinct comprising active sporting ovals, a community centre and changerooms, sports floodlighting, cricket practice facilities, playground, and supporting infrastructure. The Reserve is heavily utilised by local sporting clubs, Beeliar Primary School, community groups and casual users.

In 2023, Council endorsed the commencement of a needs assessment and feasibility study to inform the future redevelopment of Beeliar Reserve and Community Centre. This work, supported by Phase One community engagement, identified the need for modern, inclusive changerooms, flexible multipurpose spaces, improved accessibility, enhanced sports floodlighting and upgraded reserve amenities.

At its meeting in **June 2025**, Council considered the draft concept plan and supported its release for Phase Two community engagement. That engagement demonstrated strong support for upgrading the facility, while also highlighting the importance of considering the redevelopment in the context of the whole reserve, including shelter, circulation, lighting, drainage and open space connections.

At its meeting on 9 December 2025, Council resolved the following:

- (1) NOTES the preparation of a landscape plan for Beeliar Reserve to refine the Beeliar Reserve and Community Centre Concept Plan in response to community feedback and to guide future design and delivery stages;
- (2) RECEIVES the Community Feedback Report from the community engagement period on the draft Beeliar Reserve and Community Centre Concept Plan (Attachment 1); and
- (3) RECEIVES a future report on the Beeliar Reserve Redevelopment project for endorsement to progress to design in FY27.

**Submission**

N/A

**Report**

Following Council's consideration of the draft concept plan in June 2025 and the outcomes of Phase Two community engagement, there was strong support for upgrading Beeliar Reserve, and the community expected an integrated approach that addressed both the building and the broader reserve.

In response, officers have undertaken further work to refine the concept prior to entering the detailed design phase, consistent with Council's consideration in December 2025. This has included:

- refinement of the building layout in consultation with key user groups to address functionality, shared use and operational requirements; and
- preparation of a sitewide landscape concept plan to integrate the building redevelopment with associated reserve infrastructure, circulation, drainage, lighting, cricket facilities and supporting amenities.

The refined building concept and landscape plan together represent the consolidated outcome of community engagement, stakeholder input and technical review. This integrated approach strengthens the relationship between the building and the reserve, improves connectivity and usability, and provides a clear framework to guide future stages of design and delivery.

Importantly, the landscape concept plan also provides the mechanism to coordinate the delivery of associated reserve infrastructure works previously outlined to Council, including sports lighting, cricket nets, drainage, storage, pathways and spectator amenities. Planning these elements together reduces the risk of fragmented delivery, inefficiencies or rework as individual components progress.

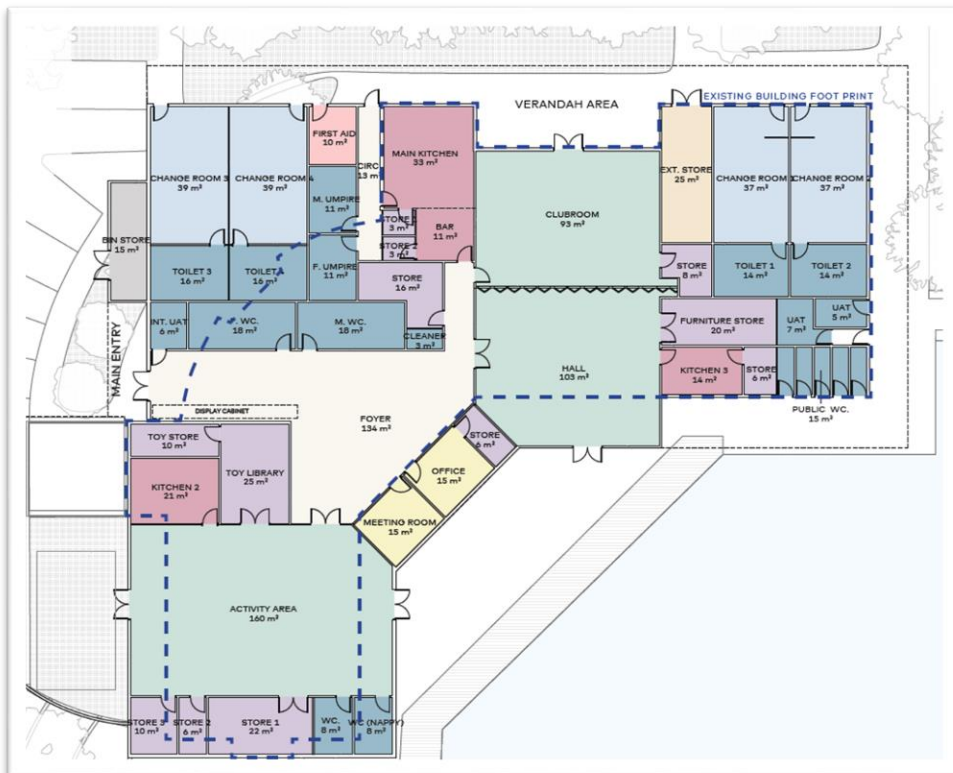
The refined building concept and sitewide landscape concept plan represent the completion of the planning phase of the Beeliar Reserve Redevelopment, consistent with the City's plan, design and deliver framework and the approved 10-year capital works model. At this stage, the concept establishes the agreed direction, scope and site relationships for the project, rather than resolving all detailed design matters.

Endorsement provides a clear decision point to progress to detailed design in FY27, where further refinement, technical resolution, staging, cost alignment and continued engagement with key stakeholders will occur within the existing capital works framework.

Building Concept Plan that was presented to Council in June

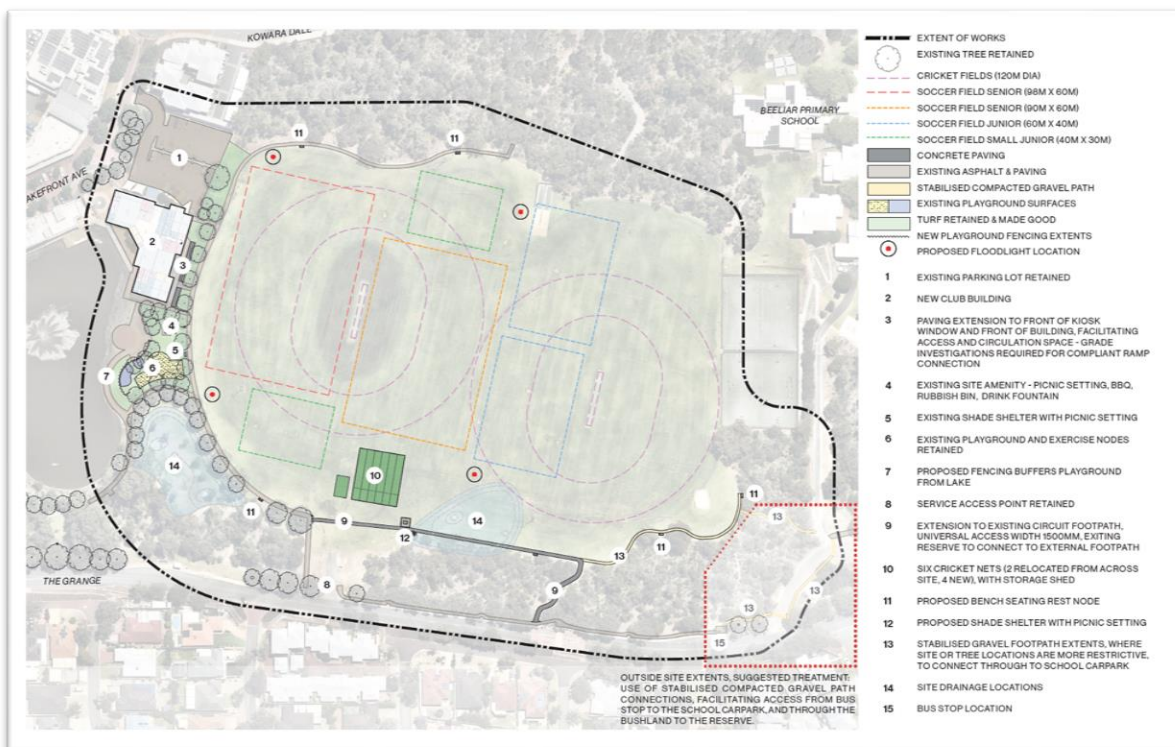


Revised Building Concept Plan



Key changes:

- The activity space has been increased to match the size of the existing hall, recognising its strong and ongoing use by the community for large functions and events
- A larger kitchen has been incorporated within the activity area to better support the increased function space
- The meeting room and office spaces have been increased
- In response to concerns raised by user groups regarding antisocial behaviour, the external layout has been redesigned to remove concealed corners and improve passive surveillance
- Internal storage capacity has been increased
- The external toilet layout has been amended; further improvements can be investigated through detailed design to ensure it is functional, safe and meets user needs
- Concerns raised by Beelii Spirit regarding the interface between the hall and clubroom spaces, including the use of an operable wall, have been addressed through operational management. The City has advised that future facility user agreements will ensure the hall is not booked for external events when clubs are using the clubroom space, managing both noise and parking impacts associated with overlapping use.



## **Strategic Plans/Policy Implications**

### Our Environment

Valuing natural assets, building climate resilience and using resources sustainably. •  
Protect and enhance our natural areas and streetscapes.

### Our Community

- A diverse, active, and connected community that feels safe and has access to local services.
- Promote and support active, healthy lifestyles through recreation and wellness. Foster connected, accessible communities and services.

## **Budget/Financial Implications**

The Beeliar Reserve Redevelopment is included within the City's 10 year capital works model, with funding currently allocated for:

- \$500,000 in FY27 for detailed design
- \$3.5 million in FY28 and \$3.5 million in FY29 for construction.

Additional funding has also been allocated for related reserve infrastructure previously reported to Council, including sports floodlighting (estimated at \$1.2 million) and cricket practice nets (estimated at \$150,000), along with other priority improvements to be delivered in a coordinated manner.

Endorsement of the refined building concept and sitewide landscape plan does not alter the overall project budget. Rather, it provides a coordinated framework to guide detailed design, staging and prioritisation of works within existing budget provisions.

## **Legal Implications**

N/A

## **Community Consultation**

Community consultation has been undertaken in two phases, supported by targeted engagement with key stakeholders including sporting clubs, Beeliar Primary School and community user groups.

Phase Two engagement highlighted strong support for upgrading Beeliar Reserve, with consistent themes including improved spectator amenity and shelter, inclusive changerooms, flexible community spaces, improved lighting and better integration between the building and the reserve. The refined concept and landscape-led approach directly respond to this feedback.

## **Risk Management Implications**

There is a low reputational risk associated with community expectations regarding project timing and scope, given the scale and complexity of the redevelopment and associated reserve works. This risk is mitigated by adopting a clear, integrated

planning framework and maintaining transparent communication with stakeholders as the project progresses.

If Council does not endorse the refined concept and sitewide approach, there is a medium risk that individual infrastructure components (such as lighting, cricket nets or drainage) may progress independently, resulting in inefficiencies, rework or suboptimal outcomes. Endorsing the coordinated framework provides certainty that future works will be technically compatible, spatially integrated and aligned with long-term community needs.

**Advice to Proponent(s)/Submitters**

N/A

**Implications of Section 3.18(3) Local Government Act 1995**

Nil

Beeliar Community Centre & Tempest Park

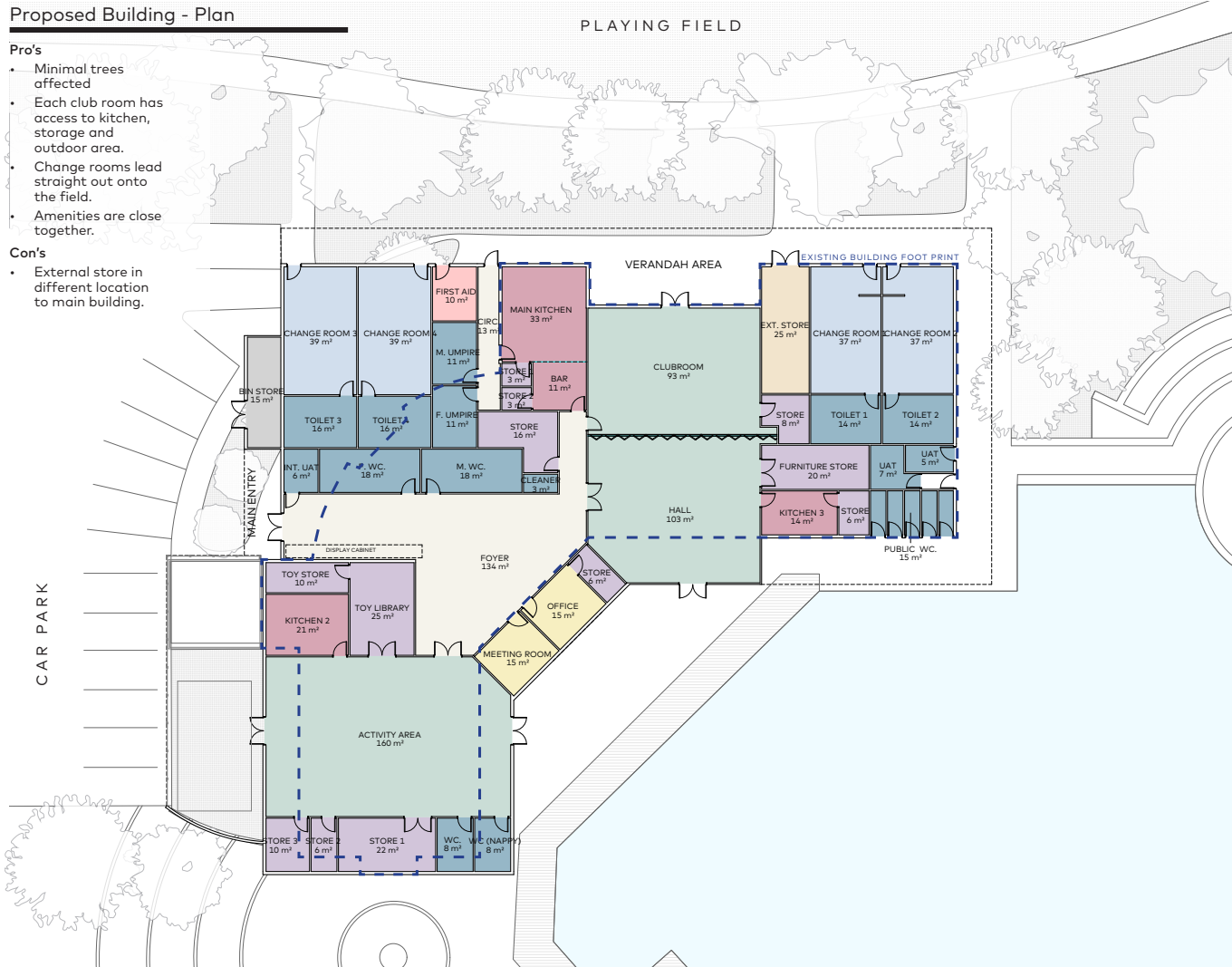
Proposed Building - Plan

Pro's

- Minimal trees affected
- Each club room has access to kitchen, storage and outdoor area.
- Change rooms lead straight out onto the field.
- Amenities are close together.

Con's

- External store in different location to main building.



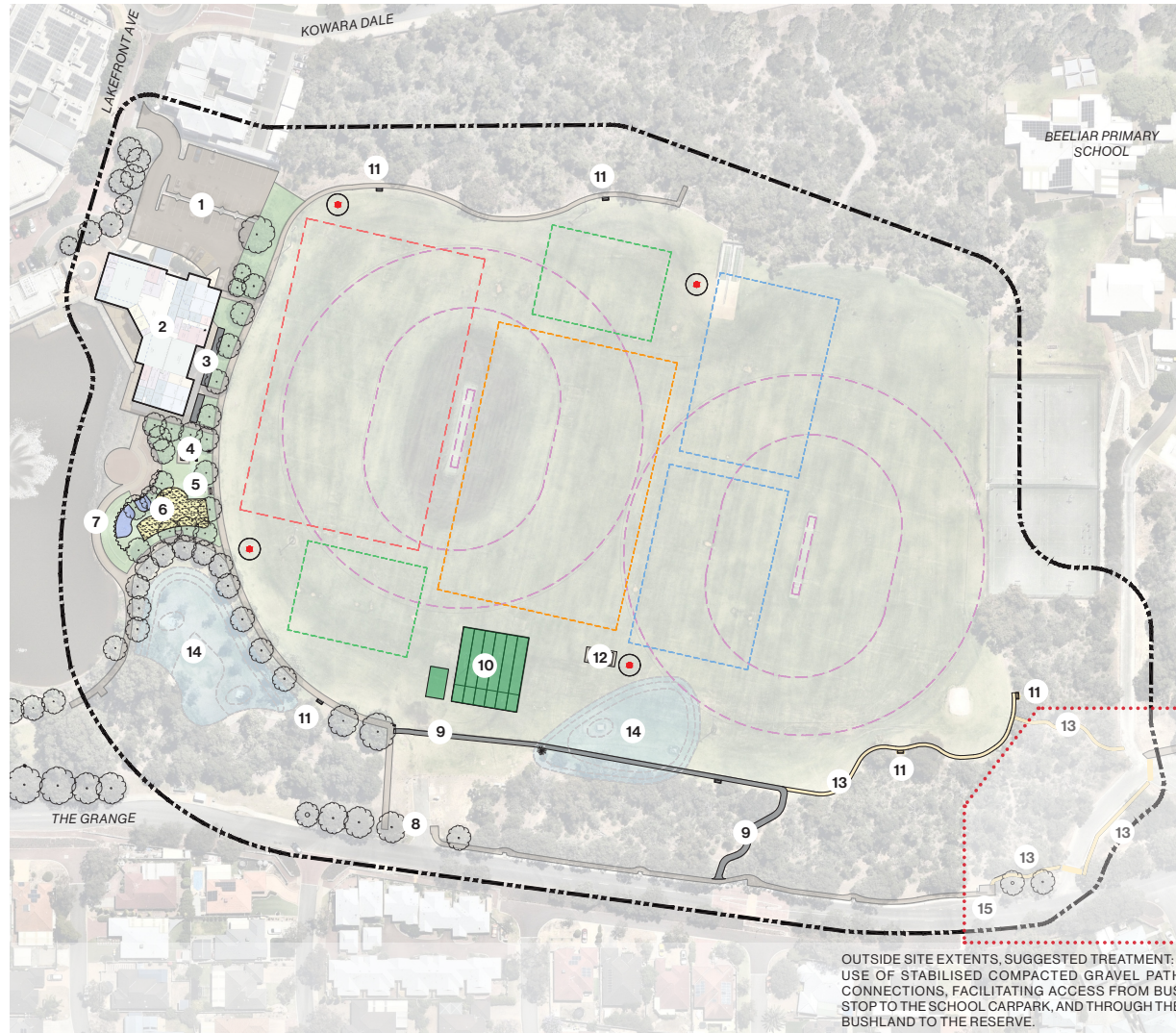
Room Name	Area (m <sup>2</sup> )	Requirements
Parking	approx 50 bays	80 No
<b>Circulation spaces</b>		
Entry/Foyer/Corridor	134	Yes
Cleaners Store	3	3 Yes
Store (passage)	16	Yes
<b>Activity Area</b>		
Activity Hall	160	100 Yes
Toilet (Nappy Change)	8	Yes
Toilet	8	Yes
Store 1	22	1:4 No
Store 2	6	Yes
Store 3	10	Yes
2 Kitchen	21	Yes
Outdoor play area	135	Yes
<b>Meeting Rooms</b>		
Toy Library	25	Yes
Toy Store	10	Yes
Meeting Room	15	20 Yes
<b>Kitchen</b>		
Main Kitchen / Bar	44	25 Yes
Kitchen Store	6	Yes
3 Kitchen	14	Yes
3 Kitchen Store	6	Yes
Bin Store	15	10-15 Yes
<b>Clubroom/Hall</b>		
Clubroom	94	100 Yes
Hall	103	Yes
Store 2 (Furniture)	20	Yes
Store	8	Yes
Store 3 (plant)	-	No
<b>Toilets - Internal</b>		
Toilet Male	18	Yes
Toilet - Female	18	Yes
Toilet - UAT	6	6 Yes
<b>Toilets - External</b>		
Public Toilet	15	Yes
Toilet - UAT x 2	12	6 Yes
<b>Change Rooms</b>		
Umpire Male	11	10 Yes
Umpire Female	11	10 Yes
Change Room 1	37	50-60 Yes
Change room 1 - Toilet	14	60
Change Room 2	37	50-60 Yes
Change room 2 - Toilet	16	60
Change Room 3	39	50-60 Yes
Change room 3 - Toilet	16	60
Change Room 4	39	50-60 Yes
Change room 4 - Toilet	16	60
<b>Store - External</b>		
Store	25	60 -
First Aid	10	10 Yes
Playground		Yes
<b>TOTAL</b>	<b>1223</b>	



Concept Option 1.0 - Beeliar Park



16<sup>th</sup> September 25



- EXTENT OF INVESTIGATION
  - EXISTING TREE RETAINED
  - CRICKET FIELDS (120M DIA)
  - SOCCER FIELD SENIOR (98M X 60M)
  - SOCCER FIELD SENIOR (90M X 60M)
  - SOCCER FIELD JUNIOR (60M X 40M)
  - SOCCER FIELD SMALL JUNIOR (40M X 30M)
  - CONCRETE PAVING
  - EXISTING ASPHALT & PAVING
  - STABILISED COMPACTED GRAVEL PATH
  - EXISTING PLAYGROUND SURFACES
  - TURF RETAINED & MADE GOOD
  - NEW PLAYGROUND FENCING EXTENTS
  - PROPOSED FLOODLIGHT LOCATION
- 1 EXISTING PARKING LOT RETAINED
  - 2 UPGRADED BUILDING
  - 3 PAVING EXTENSION TO FRONT OF KIOSK WINDOW AND BUILDING, FACILITATING ACCESS AND CIRCULATION - GRADE INVESTIGATIONS REQUIRED FOR COMPLIANT RAMP CONNECTION
  - 4 EXISTING SITE AMENITY - PICNIC SETTING, BBQ, RUBBISH BIN, DRINK FOUNTAIN
  - 5 EXISTING SHADE SHELTER WITH PICNIC SETTING
  - 6 EXISTING PLAYGROUND AND EXERCISE NODES RETAINED
  - 7 PROPOSED FENCING BUFFERS PLAYGROUND FROM LAKE
  - 8 SERVICE ACCESS POINT RETAINED
  - 9 EXTENSION TO EXISTING CIRCUIT FOOTPATH, UNIVERSAL ACCESS WIDTH 1500MM, EXITING RESERVE TO CONNECT TO EXTERNAL FOOTPATH
  - 10 SIX CRICKET NETS (2 RELOCATED FROM ACROSS SITE, 4 NEW), WITH STORAGE SHED - LOCATION SUBJECT TO DRAINAGE RELOCATION INVESTIGATION
  - 11 PROPOSED BENCH SEATING REST NODE - SUBJECT TO DEPARTMENT OF EDUCATION SUPPORT AND APPROVAL
  - 12 PROPOSED SHADE SHELTER OVER CONCRETE PAD
  - 13 STABILISED GRAVEL FOOTPATH EXTENTS, WHERE SITE OR TREE LOCATIONS ARE RESTRICTIVE, TO CONNECT THROUGH TO SCHOOL CARPARK - SUBJECT TO DEPARTMENT OF EDUCATION SUPPORT AND APPROVAL
  - 14 SITE DRAINAGE LOCATIONS
  - 15 BUS STOP LOCATION

OUTSIDE SITE EXTENTS, SUGGESTED TREATMENT:  
 USE OF STABILISED COMPACTED GRAVEL PATH CONNECTIONS, FACILITATING ACCESS FROM BUS STOP TO THE SCHOOL CARPARK, AND THROUGH THE BUSHLAND TO THE RESERVE.

**ecoscape**  
 L1 38 Adelaide Street  
 FREMANTLE (WALYALUP) WA 6160  
 www.ecoscape.com.au



AUTHOR: NS QA: PJ PROJECT: 5281-25  
 SCALE: 1:750 @ A1

REV.	DATE	DESCRIPTION
B	31.03.26	DRAFT MASTER PLAN
A	23.03.26	DRAFT MASTER PLAN

BEELIHAR RESERVE  
 CITY OF COCKBURN

SITE MASTER PLAN  
**SK01-B**


LANDSCAPE IMAGERY




Retain open turf and existing shade trees in front of carpark and club building for patron use and viewing



Realignment of cricket fields, new line marking for soccer fields in different sizes



Broome finished concrete paving perimeter circuit path - connecting onto existing footpaths



Stabilised compacted gravel path surface, to areas where site or tree locations are more restrictive


FURNITURE AND FIXTURES




Rest seating placement throughout




Addition of one shade shelter and picnic amenity, next to cricket nets



Six cricket nets (2 relocated from across site, 4 new), with storage shed, with an adjacent storage shed



Existing playground to be retained, with addition of fencing to buffer the playground from the adjacent lake



New floodlighting to support sport activities, varying between 300 lux for cricket fields, and 100 lux for soccer fields



REV.	DATE	DESCRIPTION
B	31.03.26	DRAFT MASTER PLAN
A	23.03.26	DRAFT MASTER PLAN

## 14.5 Office of the CEO

### 14.5.1 Appointment of Members - Code of Conduct Complaints Committee

<b>Responsible Executive</b>	Chief Executive Officer
<b>Author(s)</b>	Service Lead Governance and Council Support
<b>Attachments</b>	N/A

#### Recommendation

That Council:

- (1) APPOINTS all Elected Members to the Code of Conduct Complaints Committee;
- (2) APPOINTS the Mayor as Presiding Member of the Code of Conduct Complaints Committee, and the Deputy Mayor as Deputy Presiding Member of the Code of Conduct Complaints Committee;
- (3) REVOKES Delegation 1.1.2 Code of Conduct Complaints (CCC) Committee; and
- (4) AUTHORISES the Code of Conduct Complaints Committee to perform the local government's functions under clauses 12 and 13 of the Local Government (Model Code of Conduct) Regulations 2021.

**TO BE CARRIED BY AN ABSOLUTE MAJORITY OF COUNCIL**

#### Background

The City has a Code of Conduct Complaints Committee which deals with behaviour complaints made against Elected Members.

The Local Government Act 1995 (the Act) provides that, where a person is appointed to a member of a committee, the persons membership of that committee ends the next ordinary elections day.

This report is presented to Council to allow for the appointment of members, as well as a Presiding Member and Deputy Presiding Member, of the Code of Conduct Complaints Committee, to allow Council to discharge its responsibilities under clauses 12 and 13 of the Local Government (Model Code of Conduct) Regulations 2021 (the Regulations).

The report also presents to Council a proposal to replace the delegation of powers to the Code of Conduct Complaints Committee with an authorisation, in alignment with recent changes to the Act as a result of Local Government Reform.

**Submission**

N/A

**Report**

The Code of Conduct Complaints Committee performs the functions of the local government under clauses 12 and 13 of the Regulations, namely considering behaviour complaints made against Elected Members.

On Saturday, 18 October 2025, the date of the last local government elections, all membership of that committee ended. Therefore, the Code of Conduct Complaints Committee currently has no members.

In accordance with the Regulations, it is recommended that Council appoint all Elected Members to the Code of Conduct Complaints Committee. This is also consistent with the City of Cockburn Behaviour Complaints Policy.

It is also recommended that the Mayor be appointed as the Presiding Member of the Code of Conduct Complaints Committee, and the Deputy Mayor appointed as the Deputy Presiding Member. This is in alignment with the Act, that specifies that the Mayor is to provide leadership and guidance to the Council and Elected Members, as well as promoting, facilitating and supporting positive and constructive working relationships among Elected Members.

In the event the Mayor and Deputy Mayor are not present at a Code of Conduct Complaints Committee meeting, then in accordance with the Act, a majority of Elected Members present may choose an Elected Member who is present to preside at the meeting.

Further, with updates to the Regulations as a result of LG Reform, Council may now authorise, instead of delegate, the performance of its functions under clauses 12 and 13 to a Committee comprising council members only.

In accordance with changes to the Act as a result of LG Reform, all Committee meetings must now be open to the public, except to the extent that the Act allows meetings to be closed to the public.

Council may close doors to consider reports on behaviour complaints, as it is a matter than the Act allows a meeting to be closed for. Other than that, the doors must remain open at a Code of Conduct Complaints Committee meeting.

**Strategic Plans/Policy Implications**Our Governance

Transparent leadership that listens, communicates openly and plans for a sustainable future.

- Facilitate transparent and accountable governance for today and tomorrow.

**Budget/Financial Implications**

There are no significant budget or financial implications arising from the recommendations of this report.

**Legal Implications**

Council is required to deal with behaviour complaints made against Elected Members, unless they appoint, in accordance with clause 14B(3) of the Regulations, another approved person to perform the functions of the local government under clauses 12 and 13 of the Regulations.

Council has established a Committee to discharge its responsibilities under clauses 12 and 13 of the Regulations. In order for the Committee to function, members need to be appointed. Under the Act, a Presiding Member is also required to be appointed to any Committee of Council.

If members are not appointed, future behaviour complaints will be referred to an Ordinary Council Meeting instead for Council consideration.

**Community Consultation**

N/A

**Risk Management Implications**

There is a low level of risk associated with adopting the officer recommendations as presented to Council. It allows Council to consider behaviour complaints at a Code of Conduct Complaints Committee, rather than at an Ordinary Council Meeting, in accordance with the City's current Behaviour Complaints Policy.

**Advice to Proponent(s)/Submitters**

N/A

**Implications of Section 3.18(3) Local Government Act 1995**

Nil.

**14.5.2 Appointment of Delegate - WALGA South Metropolitan Zone**

<b>Responsible Executive</b>	Chief Executive Officer
<b>Author(s)</b>	Service Lead Governance and Council Support
<b>Attachments</b>	N/A

**Recommendation**

That Council:

- (1) NOMINATES \_\_\_\_\_ as a Delegate to the Western Australian Local Government South Metropolitan Zone;
- (2) REQUESTS the Chief Executive Officer to advise the WALGA South Metropolitan Zone secretariat of Council's decision; and
- (3) ACKNOWLEDGES Mayor Howlett's longstanding service to the WALGA South Metropolitan Zone, as both a Delegate to the Zone and as a WALGA State Councillor.

**Background**

On 23 March 2026, Mayor Logan Howlett resigned as a Delegate for the Western Australian Local Government (WALGA) South Metropolitan Zone.

As a result, this report is presented to Council to allow for Council to appoint a new Delegate.

**Submission**

N/A

**Report**

Council generally reviews its WALGA Delegates and Deputy Delegates every two years after the local government elections. This allows for new Elected Members to nominate for these opportunities and also ensures continued City of Cockburn representation.

Order of consideration is set out in the City's Elected Members Appointments – Standing Committees, Reference Groups, Boards and External Organisations Policy (the Policy).

Elected Members wishing to nominate as Delegate for the WALGA South Metropolitan Zone are required to do so in accordance with the Policy, which requires nominations to be sent to the CEO prior to the meeting at which appointments are to be made.

Further detail on the WALGA South Metropolitan Zone is provided below for Elected Member consideration.

### **About the WALGA South Metropolitan Zone**

WALGA is the peak advocacy body representing local government in this State.

It is comprised of a number of zones, including the South Metropolitan Zone, which covers the districts of Melville, Fremantle, East Fremantle, Cockburn, Kwinana, and Rockingham.

WALGA Zone meetings consider a broad range of portfolio functions across the spectrum of local government responsibilities, which have the general capacity to impact on local communities. The meetings are unpaid.

Each zone submits recommendations from its meetings to be considered by the WALGA State Council. If adopted, State Council decisions become the official position promoted on behalf of the sector.

Council may appoint three Delegates to the WALGA South Metropolitan Zone and as many Deputy Delegates as they see fit.

Further information on meeting frequency, location, as well as approximate time commitments can be found in the [WALGA Elected Member Prospectus](#).

### **Current WALGA South Metropolitan Zone Delegates and Deputy Delegates**

Council's current WALGA Delegates are:

- Cr Stone
- Cr Eva

Council's current WALGA Deputy Delegates are:

- Cr Dewan
- Deputy Mayor Corke
- Cr Srhoy

It is recommended that if a current Deputy Delegate is nominated as Delegate, that Council also consider nominating a new Deputy Delegate to replace that Elected Member.

### **Strategic Plans/Policy Implications**

#### Our Governance

Transparent leadership that listens, communicates openly and plans for a sustainable future.

- Facilitate transparent and accountable governance for today and tomorrow.

**Budget/Financial Implications**

There are no significant budget/financial implications arising from the recommendations of this report.

**Legal Implications**

N/A

**Community Consultation**

N/A

**Risk Management Implications**

There is a low level of risk associated with adopting the officer recommendations as presented to Council. It ensures adequate continued City of Cockburn representation on the WALGA South Metropolitan Zone.

**Advice to Proponent(s)/Submitters**

N/A

**Implications of Section 3.18(3) Local Government Act 1995**

Nil

**14.5.3 Business Continuity Planning - Fuel Supply**

<b>Responsible Executive</b>	Chief Executive Officer
<b>Author(s)</b>	General Counsel
<b>Attachments</b>	N/A

**Recommendation**

That Council:

- (1) AUTHORISES the Chief Executive Officer to manage services, projects and facilities in accordance with the City's business continuity approach for the Fuel Supply Stock 2026 until 31 July 2026 or further decision of Council; and
- (2) REQUESTS the Chief Executive Officer to provide regular updates on this matter to Elected Members.

**Background**

In late February 2026 conflict in the Middle East escalated and global oil market disruption followed. Australian agencies and regulators reported that, from 20 February 2026, wholesale petrol and diesel prices began rising, and after 28 February 2026 international benchmark prices and domestic wholesale prices moved sharply higher.

The Western Australian Local Government Association (WALGA) has met with senior executives from the Department of Energy and Economic Diversification (DEED) and the Department of Local Government, Industry Regulation and Safety (LGIRS) regarding the energy resupply issues.

The City retains access to fuel supplies and has sufficient reserves of fuel at the Operations Centre to maintain operations for two weeks at normal levels, or longer if operations or services are reduced. Henderson Waste Recovery has reserve to support operational activities and leverage off the Operations Centre as required.

While the situation remains volatile, the City expects fuel supply to remain constrained and prices to remain high for an extended period of time.

The CEO has established a Continuity Management Team (CMT) which has developed a bespoke Fuel Supply Business Continuity Plan for implementation if the situation requires action.

**Submission**

N/A

## Report

For Western Australia, disruption was amplified by geography and logistics. WA remains heavily dependent on refined fuels delivered through ports and terminals, with the former Kwinana Oil Refinery having ceased refining and been converted to an import terminal in 2021. That means WA is especially exposed to shipping, terminal and inland distribution constraints even where ships continue to arrive.

By early to mid-March 2026, Commonwealth and State governments publicly acknowledged localised shortages and distribution pressure. The Commonwealth temporarily amended fuel quality standards for 60 days to permit additional petrol volumes into the market and announced the release of up to 20 per cent of the baseline Minimum Stockholding Obligation for petrol and diesel (up to 762 million litres nationally) to address localised disruption.

The WA Government has appointed a Fuel Security State Controller as part of measures to strengthen capacity to respond to these fuel security challenges.

Expectations are that fuel supply issues in Western Australia may peak in mid-April 2026, with diesel usage in Western Australia expected to increase due to seeding activity in the wheatbelt.

The City's Business Continuity Plan enables it to respond to a range of scenarios. The City has developed a bespoke Fuel Supply Business Continuity Plan (Fuel Supply BCP) to manage its response to business continuity. Under the BCP the CEO has established a Continuity Management Team to oversee the fuel supply issue.

The City's Fuel Supply BCP identifies six potential triggers of business continuity issues:

- (1) a State or Commonwealth decision restricting fuel supply or usage
- (2) insufficient City fuel supply or reserves
- (3) unsustainable fuel cost escalation
- (4) loss of fuel-related contracts or contractors
- (5) loss of employees due to commuter transport cost
- (6) loss of customers due to transport cost.

Any one of these triggers may require the City to modify services, facilities or projects. The City has mapped fuel dependency of the various services, projects and facilities across the organisation as part of business continuity planning. The City has prioritised each of these services as they relate to criticality and fuel dependency.

The City has identified four potential scenarios for each service in response to fuel supply business continuity issues:

1. Conserve
2. Restricted Operations
3. Essential Services Only
4. Controlled Shutdown.

The CMT has oversight of the entire business in its response to each scenario and the planned actions for service, projects or facilities in response. This will include managing changes to service levels or frequencies, changes to operations, changes to opening hours changes to work locations and the need for any pauses or closures.

The City will be guided by State and Federal decision making in relation to its business continuity response. However, changes to supply, pricing, contractor availability or other situations may require the City to act.

The CEO has authority to change service levels and frequencies. The CEO may also cease or suspend services or close facilities to comply with any State or Federal mandate. This report seeks authorisation from Council for the CEO to implement any business continuity actions required, including managing changes to service levels or frequencies, changes to operations, changes to opening hours changes to work locations and the need for any pauses or closures.

The City will ensure regular and ongoing communication with the community on any business disruption.

Primary consideration for the CEO will be compliance with any State and Federal mandates, the safety of the community and the ongoing wellbeing of the organisation and its community.

### **Strategic Plans/Policy Implications**

#### Our Community

A diverse, active, and connected community that feels safe and has access to local services.

- Strengthen and facilitate a safe and secure Cockburn.
- Foster connected, accessible communities and services.

#### Our Governance

Transparent leadership that listens, communicates openly and plans for a sustainable future.

- Facilitate transparent and accountable governance for today and tomorrow.
- Strive for financial sustainability and operational excellence.

### **Budget/Financial Implications**

Increasing fuel prices are currently costing the City approximately an additional \$50,000 a month.

It is anticipated these costs will increase and are likely to be experienced for an extended period of time.

The City will continue to monitor expenditure in the context of rising fuel costs, to ensure value for money, and may adjust services and projects accordingly.

**Legal Implications**

The City must comply with any State or Federal mandates on fuel supply conservation.

**Community Consultation**

The City will communicate regularly and broadly with the community and stakeholders in response to any business continuity changes.

**Risk Management Implications**

Business continuity risks are best managed through careful planning and considered decision making. The City's Business Continuity Planning approach to this fuel supply issue places it in the best possible position to respond effectively.

**Advice to Proponent(s)/Submitters**

N/A

**Implications of Section 3.18(3) Local Government Act 1995**

Nil

**14.5.4 New Civic and Administration Centre (NCAC) Reference Group**

<b>Responsible Executive</b>	Director Sustainable Development and Safety
<b>Author(s)</b>	Director Sustainable Development and Safety
<b>Attachments</b>	1. New Civic and Administration Centre - Terms of Reference <a href="#">↓</a>

**Recommendation**  
That Council

(1) APPOINTS \_\_\_\_\_ (Elected Members) as its representatives to the New Civic and Administration Centre (NCAC) Reference Group; and

(2) ADOPTS the attached draft Terms of Reference for the NCAC Reference Group.

**Background**

At the OCM in November 2019 the Council resolved to establish a new Council and Administration Centre Reference Group to assist in the process of planning and designing a new Council and Administration building at Cockburn Central. The NCAC Reference Group met three times, November 2019, December 2019 and March 2020, with the consultants’ providing updates on the progress of the project and consolidating elected member feedback.

The project was put on hold due to COVID-19 shutdown and then was re-evaluated following the appointment of a new CEO in January 2021. The re-evaluation examined several alternative sites in Cockburn Central with Lot 104 Veterans Parade being identified as the most suitable for the City’s needs.

In February 2026 a presentation was given to elected members on progressing the development of a new civic and administration centre at Cockburn Central. The presentation outlined that the current civic and administrative facilities are at the end of their useful life (over 50yrs old) with high ongoing maintenance costs. The cost of refurbishing the civic and administration is estimated to exceed \$30M, which does not include the costs of relocating staff and civic functions whilst any refurbishment occurred (2-3yrs). It also does not include any costs associated with potential expansion of the building.

The Cockburn Central site has been identified as the most central and accessible location for ratepayers, both now and in the future. It was acknowledged that if the Council proceeded with a new civic and administration centre in Cockburn Central, that there would still be works needed to be undertaken to the existing building to ensure that it remained in a suitable condition until the relocation of the centre could be facilitated.

**Submission**

N/A

**Report****Background**

At the OCM in November 2019 the Council resolved to establish a new Council and Administration Centre Reference Group to assist in the process of planning and designing a new Council and Administration building at Cockburn Central. The NCAC Reference Group met three times, November 2019, December 2019 and March 2020, with the consultants' providing updates on the progress of the project and consolidating elected member feedback.

The project was put on hold due to COVID-19 shutdown and then was re-evaluated following the appointment of a new CEO in January 2021. The re-evaluation examined several alternative sites in Cockburn Central with Lot 104 Veterans Parade being identified as the most suitable for the City's needs.

In February 2026 a presentation was given to elected members on progressing the development of a new civic and administration centre at Cockburn Central. The presentation outlined that the current civic and administrative facilities are at the end of their useful life (over 50yrs old) with high ongoing maintenance costs. The cost of refurbishing the civic and administration is estimated to exceed \$30M, which does not include the costs of relocating staff and civic functions whilst any refurbishment occurred (2-3yrs). It also does not include any costs associated with potential expansion of the building. The Cockburn Central site has been identified as the most central and accessible location for ratepayers, both now and in the future. It was acknowledged that if the Council proceeded with a new civic and administration centre in Cockburn Central, that there would still be works needed to be undertaken to the existing building to ensure that it remained in a suitable condition until the relocation of the centre could be facilitated.

**Submission**

N/A

**Report**

The NCAC Reference Group is being established to enable elected members to receive information and reports as well as offer guidance as the planning process moves forward.

The NCAC Reference Group will be similar to the successful Cockburn ARC Reference Group, which oversaw the planning, design and construction of the City's aquatic and recreation centre.

The purpose of the NCAC Reference Group is to monitor the process of transitioning the location of the City of Cockburn Council Administration Building from its current Spearwood premises to the geographical centre of the City (Cockburn Central) by 2030 to support the growth of the City of Cockburn over the next 20 years.

The NCAC Reference Group will provide guidance to City officers and ensure an additional layer of visibility and transparency of the transition is undertaken in conjunction with community expectations.

Membership of the NCAC Reference Group will be open for elected members to be appointed, given the strategic importance of this project. It is recommended however that this be limited to one elected member per ward and the Mayor, as opposed to the previous reiteration where every elected member bar one, was a member, as the logistics of arranging suitable meetings became increasingly difficult.

It is recommended that membership of the reference group will be confirmed following each biennial election cycle. The reference group will have the authority to invite external consultants and other professional experts in an advisory capacity as and when such expertise is required. The Chief Executive Officer (CEO), Directors and other Senior Staff considered appropriate by the CEO, will be required to attend reference group meetings as and when required in an advisory, administrative and secretarial capacity.

Meetings will be held on an as required basis, and the Mayor will fulfil the role as Presiding Member. In the absence of the Mayor, the Deputy Mayor, or another Councillor appointed by the Group will undertake the Presiding Member role. An agenda will be provided and minutes for each reference group meeting will be taken as the formal record and kept in the City's Electronic Content Management (ECM) System.

Reference group meetings will be informal by nature and not subject to the meeting procedures applicable to Council or Committee Meetings (Standing Orders). However, the Presiding Member shall ensure the meetings are conducted in an efficient and collegiate manner. Any matters of sensitivity divulged to or during a Reference Group meeting will be clearly labelled as 'confidential' and will not be permitted for release or discussion with any third party

A copy of the draft terms of reference is attached for elected members' information.

### **Strategic Plans/Policy Implications**

#### **Our Community**

Foster connected, accessible communities and services.

#### **Our Places**

Plan for growth and sustainable development.

#### **Our Governance**

Strengthen engagement, communication and enhance customer experience.

**Budget/Financial Implications**

N/A

**Legal Implications**

N/A

**Community Consultation**

As part of the planning process, the City will undertake community consultation in relation to the NCAC project.

**Risk Management Implications**

A low level of reputational risk is associated with this item and the need for transparency and accountability through the process of the Reference Group.

**Advice to Proponent(s)/Submitters**

N/A

**Implications of Section 3.18(3) Local Government Act 1995**

Nil

**NEW CIVIC AND ADMINISTRATION CENTRE (NCAC) REFERENCE GROUP****TERMS OF REFERENCE**

1. **NAME**
  - 1.1 New Civic and Administration Centre (NCAC) Reference Group
  
2. **PURPOSE**
  - 2.1 The NCAC Reference Group is convened to monitor the process of transitioning the location of the City of Cockburn Council Administration Building from its current Spearwood premises to the geographical centre of the City (Cockburn Central) by 2030 to support the growth of the City of Cockburn over the next 20 years
  - 2.2 NCAC Reference Group will provide guidance to City officers and ensure an additional layer of visibility and transparency of the transition is undertaken in conjunction with community expectations
  
3. **MEMBERSHIP**
  - 3.1 Membership of the NCAC Reference Group will be open for all elected members to be appointed, with preference that membership be limited to one elected member per ward, together with the mayor, given the strategic importance of this project
  - 3.2 Membership of the NCAC Reference Group will be confirmed following each biennial election cycle
  - 3.3 The NCAC Reference Group will have the authority to invite external Consultants and other professional experts in an advisory capacity as and when such expertise is required.
  - 3.4 The Chief Executive Officer (CEO), Directors and other senior staff considered appropriate by the CEO will be required to attend NCAC Reference Group meetings as and when required in an advisory, administrative and secretarial capacity
  
4. **QUORUM**
  - 4.1 A minimum of 50% of the appointed elected members to the NCAC Reference Group will be required to be in attendance prior to and during the meeting for the meeting to proceed
  
5. **ROLES AND RESPONSIBILITIES**
  - 5.1 The NCAC Reference Group will have oversight and provide endorsement of the following processes:
    - a. Internal and external consultation plan
    - b. Recommended concept design and plan for Council consideration
    - c. Preparation of Business Case, Funding Model and Report on proposed Commercial components of the building
    - d. Final Design Plan to be used for preparation of Tender Documentation

e. Recommended Tenderer for Council consideration

**6. ACCOUNTABILITY**

- 6.1 While the NCAC Reference Group will be autonomous in its monitoring of the NCAC construction programme, it will not have any delegated functions which otherwise require the consideration of Council
- 6.2 All decisions of the NCAC Reference Group will be recorded and filed as the City's official record
- 6.3 All matters requiring Council approval will be reported separately for consideration at a formal meeting of Council

**7. TERM**

- 7.1 The NCAC Reference Group will continue to operate until it is determined that the functions of the group have been completed.

**8. MEETING INFORMATION**

- 8.1 Meetings will be held on an as required basis and the Mayor will fulfil the role as Presiding member. In the absence of the Mayor, the Deputy Mayor, or another elected member appointed by the Group will undertake the Presiding member role.
- 8.2 An Agenda will be provided and Minutes for each NCAC Reference Group Meeting will be taken as the formal record and kept in the City's Electronic Content Management (ECM) System
- 8.3 NCAC Reference Group meetings are informal by nature and not subject to the meeting procedures applicable to Council or Committee Meetings (Standing Orders). However, the Presiding Member shall ensure the meetings are conducted in an efficient, respectful and collegiate manner
- 8.4 Any matters of sensitivity divulged to or during a NCAC Reference Group meeting will be clearly labelled as "Confidential" and will not be permitted for release or discussion with any third party

**15. Reports - Standing Committee**

Nil

**16. Committee Minutes**

Nil

**17. Motions of Which Previous Notice Has Been Given**

Nil

**18. Notices Of Motion Given At The Meeting For Consideration At Next Meeting**

**19. New Business of an Urgent Nature Introduced by Members or Officers**

**20. Matters to be Noted for Investigation Without Debate**

Nil

## 21. Confidential Business

### 21.1 Multiple Dog Application - Coogee

This report and its attachments are **CONFIDENTIAL** in accordance with Section 5.23(4) (b) of the *Local Government Act 1995*, which permits the meeting to be closed to the public for business relating to the following:

(b) *information relating to the personal affairs of an individual.*

### 21.2 Multiple Dog Application - Hamilton Hill

This report and its attachments are **CONFIDENTIAL** in accordance with Section 5.23(4) (b) of the *Local Government Act 1995*, which permits the meeting to be closed to the public for business relating to the following:

(b) *information relating to the personal affairs of an individual.*

## 22. Closure of Meeting