



The Council of the City of Cockburn

Ordinary Council Meeting

Agenda

Tuesday, 14 October 2025



City of Cockburn
PO Box 1215, Bibra Lake
Western Australia 6965

Cnr Rockingham Road and
Coleville Crescent, Spearwood

Telephone: (08) 9411 3444
Facsimile: (08) 9411 3333

Notice of Meeting

Pursuant to Clause 2.4 of Council's Standing Orders, an Ordinary Meeting of Council has been called for Tuesday 14 October 2025.

The meeting is to be conducted at 7:00 PM in the City of Cockburn Council Chambers, Administration Building, Coleville Crescent, Spearwood.

A handwritten signature in black ink, appearing to read 'D. Simms', is positioned above the name of the Chief Executive Officer.

Daniel Simms
Chief Executive Officer

Ordinary Council Meeting, 7.00pm, Tuesday 14 October 2025

Table of Contents

	Page
1. Declaration of Meeting.....	4
2. Appointment of Presiding Member (when required)	4
3. Disclaimer	4
4. Acknowledgement of Receipt of Written Declarations of Financial Interests and Conflict of Interest (by Presiding Member)	4
5. Apologies and Leaves of Absence.....	4
6. Response to Previous Public Questions Taken on Notice	4
7. Written Requests for Leave of Absence.....	4
8. Public Question Time	5
9. Confirmation of Minutes.....	5
9.1 Minutes of the Ordinary Council Meeting - 2/9/2025	5
10. Deputations	5
11. Business Left Over from Previous Meeting (if adjourned)	5
12. Declaration by Members who have Not Given Due Consideration to Matters Contained in the Business Paper Presented before the Meeting	5
13. Decisions Made at Electors Meeting.....	5
14. Reports - CEO (and Delegates).....	6
14.1 Corporate and System Services	6
14.1.1 Budget Amendments to the 2025-26 Municipal Budget	6
14.1.2 Payments Made from Municipal Fund and Local Procurement Summary - August 2025.....	16
14.1.3 Monthly Financial Report - August 2025.....	94
15. Reports - Standing Committee	121
16. Committee Minutes.....	121
17. Motions of Which Previous Notice Has Been Given.....	122
17.1 Notice of Motion - Activation of Cockburn Central Town Square "The Siding"	122
18. Notices Of Motion Given At The Meeting For Consideration At Next Meeting.....	129
19. New Business of an Urgent Nature Introduced by Members or Officers	129
20. Matters to be Noted for Investigation Without Debate	129
21. Confidential Business	129
22. Closure of Meeting	129

Ordinary Council Meeting, 7.00pm, Tuesday 14 October 2025**Agenda****1. Declaration of Meeting**

The City of Cockburn acknowledges the Nyungar people of Beeliar Boodjar. Long ago, now and in the future they care for Country. We acknowledge a continuing connection to Land, Waters and Culture and pay our respects to the Elders, past and present.

2. Appointment of Presiding Member (when required)**3. Disclaimer**

Members of the public, who attend Council Meetings, should not act immediately on anything they hear at the Meetings, without first seeking clarification of Council's position.

Persons are advised to wait for written advice from the Council prior to taking action on any matter that they may have before Council.

4. Acknowledgement of Receipt of Written Declarations of Financial Interests and Conflict of Interest (by Presiding Member)**5. Apologies and Leaves of Absence****6. Response to Previous Public Questions Taken on Notice**

Nil

7. Written Requests for Leave of Absence

Nil

8. Public Question Time

9. Confirmation of Minutes

9.1 Minutes of the Ordinary Council Meeting - 2/9/2025

Recommendation

That Council confirms the Minutes of the Ordinary Council Meeting held on Tuesday, 2 September 2025 as a true and accurate record.

10. Deputations

11. Business Left Over from Previous Meeting (if adjourned)

Nil

12. Declaration by Members who have Not Given Due Consideration to Matters Contained in the Business Paper Presented before the Meeting

13. Decisions Made at Electors Meeting

Nil

14 Reports - CEO (and Delegates)

14.1 Corporate and System Services

14.1.1 Budget Amendments to the 2025-26 Municipal Budget

Executive Director Corporate and System Services

Author Chief Financial Officer

Attachments

1. Budget Amendments September 2025 [↓](#)
2. Carry Forward Works and Projects 2024-25 to 2025-26 Adjustments [↓](#)

RECOMMENDATION

That Council AUTHORISES the amendment of the 2025-26 Municipal Budget as detailed in the attached schedule and summarised below:

Nature	Budget Surplus Impact \$
<i>FY26 Amended Budget Surplus</i>	292,200
<u>Budget amendments proposed:</u>	
Operating expenditure – increase	(87,597)
Operating income - increase	9,650
Capital expenditure – decrease	1,924,358
Capital income – decrease	(160,126)
Net Financial Reserves drawdown - decrease	(1,531,681)
Net budget surplus – attributed to these changes	154,604
<i>Revised FY26 Budget Surplus</i>	446,804

TO BE CARRIED BY AN ABSOLUTE MAJORITY OF COUNCIL

Background

Detailed analysis of budget variances is an ongoing exercise, with necessary budget amendments submitted to Council via an agenda item (previously presented through the Expenditure Review Committee) or included in the City's mid-year budget review, as required by legislation.

Submission

N/A

Report

Following the adoption of the City's 2025-26 Annual Budget at the Special Council meeting on 19 June 2025, several funding requirements have been identified across both the operating and capital budgets.

These include adjustments to operating expenditure and revenue, capital expenditure, and income, and reserve transfers. Collectively, these changes result in a net increase of \$154,604 to the closing budget surplus.

In addition, further refinements were made to some carried forward projects from the FY25 Budget adopted at the 12 August 2025 Ordinary Council Meeting. These adjustments were necessary due to final end-of-financial year processing, with 11 capital projects and one operational project receiving final invoices and reaching completion.

Of the original 140 projects carried forward, 58 capital and 13 operational projects have since been processed, with approximately \$1.46 million in transactions. This has reduced the total carry forward amount from \$15.20 million to \$13.74 million.

It is worth noting that the report presented on 12 August incorrectly classified one project, valued at \$220,000 as capital, when it was actually operational. This has now been corrected in the current report.

The revised budget surplus of \$446,804 provides Council with some flexibility to allocate funds toward minor, unplanned items from consolidated revenue throughout the remainder of the financial year.

The attached Schedule of Budget Amendments provides details of the projects and budget line-items proposed for amendment. The table below summarises these by their category and nature:

Category/Nature		Budget Amendment (\$)	Category Sub-Total (\$)
Operating Expenditure			
Materials & contracts	↓	350	
Materials & contracts – carry forwards adjustment	↑	(87,947)	(87,597)
Operating Income			
Operating Grants & Subsidies	↑	9,650	9,650
Capital Expenditure			
FY26 capital program adjustments	↓	376,637	
FY26 capital program – carry forward adjustment	↓	1,547,721	1,924,358
Capital Income			
Contributions, donations & reimbursements - carry forward adjustment	↓	(160,126)	(160,126)
Net Reserve Transfers			
FY26 capital budget funding	↑	(376,637)	
FY26 capital budget funding – carry forwards adjustment	↑	(1,145,755)	
FY26 operating budget funding	↓	70,000	
FY26 operating budget funding – carry forwards adjustment	↑	(79,289)	(1,531,681)
Net Budget Surplus Impact	↓		154,604

Strategic Plans/Policy Implications

Listening & Leading

A community focused, sustainable, accountable and progressive organisation.

- Best practice Governance, partnerships and value for money.

Budget/Financial Implications

The Municipal Budget for 2025-26 currently reflects a net budget surplus of \$292,200.

Following the adoption of the recommended amendments outlined in this report, the surplus will increase to \$446,804. This improvement is primarily due to reductions in operating expenditure, a modest increase in grant income, a capital budget decrease of \$1,924,358, and a net decrease in financial reserve drawdowns totalling \$1,531,681.

An Absolute Majority of the Council will be required to amend the 2025-26 Municipal budget.

Legal Implications

N/A

Community Consultation

N/A

Risk Management Implications

The proposed budget amendments ensure sound financial management and good governance. Without approval, there is a low to medium risk to the City's service delivery and budget performance due to potential inaccuracies.

Advice to Proponent(s)/Submitters

N/A

Implications of Section 3.18(3) *Local Government Act 1995*

Nil

OCM - October 2025

DESCRIPTION (SERVICE UNIT)	EXPEND \$	INCOME \$	RESERVES \$	BUDGET SURPLUS IMPACT \$	Budget Adjustment Comments
Opening Budget Surplus				292,200	
SU321 - Recreation Services [OP4888 - CIP Implementation - Len Packham and Coolbellup Hub]	- 100,000	-	-	100,000 Increase	Project plan has been deferred in line with the 10 year Capital Plan
SU321 - Recreation Services [OP4886 - CIP Implementation - Hamilton Hill Community Centre]	- 50,000	-	-	50,000 Increase	Project plan has been deferred in line with the 10 year Capital Plan
SU311 - Lifelong Learning Services [OP8853 - Adult Services and Programs]	9,000	- 9,000	-	NIL	Recognition of ALIA community cohesion grant.
SU311 - Lifelong Learning Services [OP9995 - Library Grants Minor]	650	- 650	-	NIL	Recognition of ALIA citizen science grant.
SU514 - Waste Services [OPNEW - HWRP Master Development Plan]	70,000	-	- 70,000	NIL	Development of a masterplan to guide the future use of the Henderson Waste Recovery Park as the site transitions from landfilling operations to a post closure model.
SU532 - City Facilities [OP6011 - Jandakot VBFB Shed]	20,000	-	-	20,000 Decrease	Emergency works required to increase stormwater capacity.
SU211 - Financial Accounting [OP9768 - Asset Revaluation]	50,000	-	-	50,000 Decrease	5 Year Asset Revaluation for Land, Buildings, Waste & Marina as per Regulations
SU344 - Safer City [CW1149 - CCTV Hamilton Hill]	- 211,245	-	211,245	NIL	Project delivery deferred to future year after a review of the project scope has been completed, funds to be returned to the reserve.
SU344 - Safer City [CW1150 - CCTV Smart Park]	- 30,284	-	30,284	NIL	Project delivery deferred to future year after a review of the project scope has been completed, funds to be returned to the reserve.
SU344 - Safer City [CW1151 - CCTV Spearwood]	- 165,108	-	165,108	NIL	Project delivery deferred to future year after a review of the project scope has been completed, funds to be returned to the reserve.
SU532 - City Facilities [CWNEW - Cockburn Men's Shed - Acoustic Curtains Installation]	10,000	-	- 10,000	NIL	Installation of acoustic doors to enhance sound insulation between two distinct functional areas.
SU532 - City Facilities [CWNEW - Len Packham Reserve Emergency Works]	20,000	-	- 20,000	NIL	Significant damage occurred to the main doors at Len Packham Reserve due to strong winds, resulting in internal door frame failure and the requirement for emergency repairs.
FY26 Capital Budget - Carry Forward Adjustment	- 1,547,721	160,126	1,187,595	200,000 Increase	
FY26 Operating Budget - Carry Forward Adjustment	87,947	-	37,449	125,396 Decrease	
SUBTOTAL	- 1,836,761	150,476	1,531,681	154,604 Increase	
Closing Budget Surplus				446,804	
TRANSFER FROM RESERVE	\$				
Plant And Equipment Reserve	32,000				
Commercial Landfill Reserve	2,659				
Road Infrastructure Reserve	399,617				
Building Infrastructure Reserve	222,151				
Technology Reserve	406,637				
Open Space Infrastructure Reserve	417,182				
Project Contingency Reserve	51,435				
Sub-Total	1,531,681				
TRANSFER TO RESERVE	\$				
Sub-Total	0				
Total	1,531,681				

		2025/26 Budget Carried Forward Works & Projects from 2024/25 as at 24/06/2025		2025/26 Budget Carried Forward Works & Projects from 2024/25 as at 12/08/2025						
		Original Carry Forward Expenditure Amount	Justification	Actuals FY 2024/25 as at 12/08/25	Amended Budget 2024/25 as at 12/08/25	Carry Forward Expenditure Amount	Adjustment to Carry Forward Amount	Income Source		
								Reserves	External	Municipal
Project Description	Ledger									
4890 - Contact Centre Phone System	OP	6,795	Ongoing project, continuing into FY26	128,205	135,000	6,795	0	(6,795)		
8905 - Techone Ci Anywhere/SaaS	OP	89,308	Ongoing project, continuing into FY26	243,857	317,165	73,308	(16,000)			(73,308)
6326 - 100 Years of Memorial Hall Celebration	OP	9,399	Carry Forward Outstanding Commitments	42,398	50,000	7,602	(1,796)			(7,602)
6327 - Arts Hall of Fame	OP	18,545	Project delayed, continuing into FY26	5,896	20,500	14,604	(3,942)			(14,604)
6375 - RWAHS Conference	OP	21,168	Ongoing project, continuing into FY26	50,051	66,000	15,949	(5,219)			(15,949)
4047 - Davilak Park Business Case	OP	14,362		105,315	117,295	11,980	(2,382)			(11,980)
			Carry Forward Commitments, Business Case being finalised							
4111 - Coogee Golf Complex	OP	71,682	Ongoing project, continuing into FY26	15,342	87,024	71,682	0	(71,682)		
4114 - Clubroom Upgrade Beelair Reserve	OP	16,692		17,077	31,692	14,615	(2,077)	(14,615)		
			Carry Forward Commitments, Business Case being finalised							
4115 - Clubroom Upgrade Tempest Park, Coolbellup	OP	4,808		15,840	19,913	4,073	(735)	(4,073)		
			Carry Forward Commitments, Business Case being finalised							
4988 - Port Coogee Centre Fit Out Design	OP	112,510	Currently still under negotiation with Frasers	-	112,510	112,510	0	(112,510)		
1694 - Chlorine Generator Replacement	CW	34,015	Carry Forward Outstanding Commitments, Project Close Out costs	263,015	272,110	9,095	(24,919)	(9,095)		
4057 - ARC Waterslide and Leisure pool infrastructure	OP	107,876	Ongoing project, continuing into FY26, funds required for consultants and legal fees	158,609	252,765	94,156	(13,720)	(94,156)		
6468 - Replacement Gas Boilers	CW	603,900	Tender awarded, works taking place 25/26	-	603,900	603,900	0	(603,900)		
6537 - ARC FFE Renewal	CW	477,489	Committed for ARC expansion fit out, will be complete July 25	146,799	545,000	398,201	(79,288)	(398,201)		
1801 - 194 Walcon Jetty pontoons	CW	257,000	Project delayed, continuing into FY26	-	257,000	257,000	0	(257,000)		
9461 - Consultant for Reconciliation Action Plan Strategy	OP	12,106		1,497	13,568	12,071	(35)	(4,071)		(8,000)
			Ongoing project, continuing into FY26							
6299 - Resident Group Projects	OP	209,224	Coogee Live Concert Funding	301,184	500,000	209,224	0			(209,224)
8040 - Biodiversity Incentive Program	OP	17,928	Coogee Live Concert Funding	17,072	35,000	17,928	0			(17,928)
9004 - Emergency Disaster Fund	OP	15,000	Coogee Live Concert Funding	-	15,000	15,000	0			(15,000)
9015 - Youth Academic Donations	OP	2,000	Coogee Live Concert Funding	-	2,000	2,000	0			(2,000)
9031 - Youth Sports Travel Assistance	OP	12,000	Coogee Live Concert Funding	38,000	50,000	12,000	0			(12,000)
9196 - Donations	OP	2,600	Coogee Live Concert Funding	207,400	210,000	2,600	0			(2,600)
9240 - Sustainability Grants Program	OP	9,526	Coogee Live Concert Funding	30,474	40,000	9,526	0			(9,526)
9241 - Burdiya Hall Subsidy Len Packham	OP	4,929	Coogee Live Concert Funding	1,071	6,000	4,929	0			(4,929)
9312 - Community Recn & Educat Grants	OP	46,569	Coogee Live Concert Funding	53,431	100,000	46,569	0			(46,569)
9314 - Provide Bins Sporting Events	OP	3,647	Coogee Live Concert Funding	2,353	6,000	3,647	0			(3,647)
9322 - Cockburn ARC Subsidy	OP	27,629	Coogee Live Concert Funding	122,371	150,000	27,629	0			(27,629)
9327 - Hall Fees Subsidies	OP	6,306	Coogee Live Concert Funding	7,694	14,000	6,306	0			(6,306)
9329 - Cockburn Cultural Grants Pgm	OP	15,000	Coogee Live Concert Funding	25,000	40,000	15,000	0			(15,000)
9331 - Community Bus Subsidys	OP	975	Coogee Live Concert Funding	525	1,500	975	0			(975)
9335 - Donations Welfare-General	OP	4,080	Coogee Live Concert Funding	5,920	10,000	4,080	0			(4,080)
9341 - Community Group Newsletter Sub	OP	6,746	Coogee Live Concert Funding	202	6,948	6,746	0			(6,746)
9373 - Small Events Sponsorship	OP	11,307	Coogee Live Concert Funding	34,693	46,000	11,307	0			(11,307)
9396 - U-Fund	OP	1,000	Coogee Live Concert Funding	-	1,000	1,000	0			(1,000)
9399 - Youth Arts Scholarship	OP	5,000	Coogee Live Concert Funding	-	5,000	5,000	0			(5,000)
9490 - Environmental Education Grants	OP	7,000	Coogee Live Concert Funding	8,000	15,000	7,000	0			(7,000)
9535 - Donations - Council match Staff Donation	OP	2,000	Coogee Live Concert Funding	-	2,000	2,000	0			(2,000)
9673 - Sport and Recreation Club Grant	OP	16,168	Coogee Live Concert Funding	23,832	40,000	16,168	0			(16,168)
9674 - Donations Schools	OP	3,856	Coogee Live Concert Funding	9,144	13,000	3,856	0			(3,856)
9688 - Security Subsidy for Seniors	OP	19,510	Coogee Live Concert Funding	43,490	63,000	19,510	0			(19,510)
2375 - TRAFFIC SAFETY MANAGEMENT - Traffic calming & minor works	CW	26,731	Carry Forward Remaining Funds, Project to be completed FY26	130	26,861	26,731	0	(26,731)		
6225 - Coogee Primary School Childrens Crossing	CW	38,509	Carry Forward Remaining Funds, Project to be completed FY26	250	38,759	38,509	0	(38,509)		
9004 - 497 Bennett Avenue Upgrade- Rollinson to Garston - Contribut	CW	100,000	Carry Forward Remaining Funds, Project to be completed FY26	-	100,000	100,000	0	(100,000)		
9005 - 502 Spearwood Avenue Shared Path Pole Relocation	CW	23,600	Carry Forward Remaining Funds, Project to be completed FY26	-	23,600	23,600	0	(23,600)		
9006 - 510 Atwell College Bus Stop construct	CW	47,200	Carry Forward Remaining Funds, Project to be completed FY26	-	47,200	47,200	0	(47,200)		
9007 - 511 Rockingham Road Leda Street Bus Stop construct	CW	52,600	Carry Forward Remaining Funds, Project to be completed FY26	18,200	70,800	52,600	0	(52,600)		
6336 - Public Open Space Strategy	OP	9,131	Project delayed, continuing into FY26	15,869	25,000	9,131	0			(9,131)

		2025/26 Budget Carried Forward Works & Projects from 2024/25 as at 24/06/2025		2025/26 Budget Carried Forward Works & Projects from 2024/25 as at 12/08/2025						
Project Description	Ledger	Original Carry Forward Expenditure Amount	Justification	Actuals FY 2024/25 as at 12/08/25	Amended Budget 2024/25 as at 12/08/25	Carry Forward Expenditure Amount	Adjustment to Carry Forward Amount	Income Source		
								Reserves	External	Municipal
6337 - Muriel Court LSP & DCP Review	OP	30,000	Project delayed, continuing into FY26	11,880	30,000	18,120	(11,880)			(18,120)
6338 - Cockburn Coast LSP & DCP Review	OP	30,000	Project delayed, continuing into FY26	16,950	30,000	13,050	(16,950)			(13,050)
6343 - Jandakot / Treeby District Structure Plan	OP	50,000	Project delayed, continuing into FY26	16,400	50,000	33,600	(16,400)			(33,600)
1790 - 111 Balboa tile repairs	CW	173,263	Project delayed, Works will be completed and invoices paid FY26	107,287	280,550	173,263	0	(173,263)		
4103 - Urban Forest Risk Audit Works	OP	41,837	Carry Forward Commitment	442,478	350,000	0	(41,837)			
5491 - 273 Parks Infrastructure Renewal Allocation	CW	28,014	Carry Forward Outstanding Commitments	363,345	381,100	4,944	(23,070)	(4,944)		
5671 - Citywide Irrigation Pump Renewals	CW	56,039	Carry Forward Outstanding Commitments	259,471	412,000	12,457	(43,582)	(12,457)		
6316 - Manning Park Community consultation	OP	34,126	Carry Forward Commitment	15,874	50,000	34,126	0			(34,126)
6377 - 414 Mulching Russel Verge adjacent Swallowtail Ave	OP	133,900	Carry Forward Commitment	-	133,900	133,900	0			(133,900)
9011 - 385 LITTLE RUSH LAKE DISABILITY ACCESS GATES	CW	33,150	Carry Forward Outstanding Commitments	53,162	46,350	0	(33,150)			
9014 - 378 HYDRANGEA PARK NEW BORE	CW	61,185	Carry Forward Outstanding Commitments	159,675	154,500	0	(61,185)			
9113 - 371 KENNAK PARK IRRIGATION ASSET RENEWAL	CW	14,750	Carry Forward Outstanding Commitments	22,175	30,900	0	(14,750)			
9203 - Port Coogee Marina Tree Lighting	CW	69,521	Carry Forward Outstanding Commitments	-	75,000	69,521	0	(69,521)		
1877 - 164 Welding Pass footpath	CW	67,959	Carry Forward Remaining Funds, Project to be completed FY26	-	67,959	67,959	0	(67,959)		
2363 - 270 Street Lighting System - Various Enhancements	CW	11,495	Carry Forward balance of funds for project commitments	53,800	90,000	11,495	0	(11,495)		
3461 - 269 Bus Stop Facilities	CW	14,180	Carry Forward balance of funds for Ongoing Project	65,820	80,000	14,180	0	(7,090)	(7,090)	
9038 - 288 MINOR FOOTPATHS	CW	54,874	Carry Forward balance of funds for Ongoing Project	30,126	85,000	54,874	0	(54,874)		
9039 - 455 SAFETY IMPROVEMENTS	CW	4,163	Carry Forward balance of funds for Ongoing Project	45,837	50,000	4,163	0	(4,163)		
9047 - 467 Lake Coogee path rehab and raise section of path repeat	CW	114,057	Carry Forward Remaining Funds, Project to be completed FY26	194,943	309,000	114,057	0	(114,057)		
9049 - 469 Winterfold Road Carrington to Simms	CW	26,832	Carry Forward Remaining Funds, Project to be completed FY26	53,464	57,943	4,479	(22,353)	(4,479)		
9050 - 470 COCKBURN ROAD Lister Lane to McTaggart Cove	CW	61,285	Project delayed, Works will be commence FY26	-	61,285	61,285	0	(61,285)		
9055 - 475 Frangipani Road Fuchsia Rd to Kalama St	CW	2,398	Carry Forward balance of funds for project commitments	10,120	12,518	2,398	0	(2,398)		
9060 - 480 Davilak Ave Rockingham to Janson	CW	99,894	Carry Forward balance of funds for project commitments	-	99,894	99,894	0	(99,894)		
9064 - 484 Cordelia Ave Sebastian to Tait	CW	2,511	Carry Forward Remaining Funds, Project to be completed FY26	90,347	92,858	2,511	0	(2,511)		
9066 - 486 YANGEBUP ROAD Spearwood to Opsrey	CW	59,025	Carry Forward Outstanding Commitments	-	59,025	59,025	0	(59,025)		
9067 - 491 AW Meller to Apra and Nettle way	CW	38,227	Carry Forward Remaining Funds, Project to be completed FY26	41,960	54,338	12,378	(25,848)	(12,378)		
9088 - 453 SOLOMON ROAD Dollier to Monash	CW	10,433	Carry Forward Remaining Funds, Project to be completed FY26	232,943	240,800	7,857	(2,576)	(7,857)		
7246 - Light Fleet PL246 Commercial Parks Supervisor	CW	45,000	Awaiting delivery, expected Completion Jul 2025. C/F 25/26.	38,558	45,000	(13,000)	(58,000)		(13,000)	
7266 - PL266 Parks Retic	CW	42,000	Awaiting delivery, expected Completion Jul 2025. C/F 25/26.	-	42,000	42,000	0	(32,000)	(10,000)	
7267 - PL267 Parks Retic	CW	42,000	Awaiting delivery, expected Completion Jul 2025. C/F 25/26.	-	42,000	42,000	0	(32,000)	(10,000)	
7270 - Light Vehicle - Plant Workshop -	CW	50,000	Awaiting delivery, expected Completion Jul 2025. C/F 25/26.	-	50,000	50,000	0	(33,000)	(17,000)	
7289 - PL289 DFES Mark McQueen	CW	99,476	Awaiting delivery, expected Completion Jul 2025. C/F 25/26.	-	99,476	99,476	0	(81,476)	(18,000)	
7293 - Van Youth Services PL293	CW	45,000	Awaiting delivery, expected Completion Jul 2025. C/F 25/26.	-	45,000	45,000	0	(28,000)	(17,000)	
7302 - Light Fleet Parks Mowing Trailer PL302	CW	42,500	Awaiting delivery, expected Completion Jul 2025. C/F 25/26.	-	42,500	42,500	0	(41,500)	(1,000)	

		2025/26 Budget Carried Forward Works & Projects from 2024/25 as at 24/06/2025		2025/26 Budget Carried Forward Works & Projects from 2024/25 as at 12/08/2025						
		Original Carry Forward Expenditure Amount	Justification	Actuals FY 2024/25 as at 12/08/25	Amended Budget 2024/25 as at 12/08/25	Carry Forward Expenditure Amount	Adjustment to Carry Forward Amount	Income Source		
Project Description	Ledger							Reserves	External	Municipal
7525 - Ranger Vehicle Supercab (New)	CW	60,000	Awaiting delivery, expected Completion Jul 2025. C/F 25/26.	-	60,000	60,000	0	(42,000)	(18,000)	
7600 - PL600 Trade pack to suit PL265	CW	41,000	Carry Forward balance of funds for project commitments	-	41,000	41,000	0	(40,000)	(1,000)	
7652 - PL652-Parks-Retic	CW	41,000	Awaiting delivery, expected Completion Jul 2025. C/F 25/26.	-	41,000	41,000	0	(40,000)	(1,000)	
7655 - PL655 - Fleet - David Jones	CW	18,000	Awaiting delivery, expected Completion Jul 2025. C/F 25/26.	-	18,000	18,000	0	(17,800)	(200)	
7683 - CCTV Trailer PL6831	CW	46,215	Awaiting delivery, expected Completion Jul 2025. C/F 25/26.	-	46,215	46,215	0	(46,215)		
7684 - CCTV Trailer PL6841	CW	46,215	Awaiting delivery, expected Completion Jul 2025. C/F 25/26.	-	46,215	46,215	0	(46,215)		
7685 - CCTV Trailer PL6851	CW	46,214	Awaiting delivery, expected Completion Jul 2025. C/F 25/26.	-	46,214	46,214	0	(46,214)		
7755 - Heavy Fleet-Waste Iveco F2350G/260 Rubbish Truck PL7551	CW	293,907	Awaiting delivery, expected Completion Jul 2025. C/F 25/26.	212,060	505,967	293,907	0	(223,907)	(70,000)	
7756 - Waste Collection Truck	CW	293,907	Carry Forward Outstanding Commitments	212,060	505,967	293,907	0	(223,907)	(70,000)	
7813 - New - Waste - Verge Trailer PL813	CW	45,000	Awaiting delivery, expected Completion Jul 2025. C/F 25/26.	-	45,000	45,000	0	(45,000)		
9107 - 528 Temp hardstand for green waste processing adjunct to cel	CW	150,000	Carry Forward balance of funds for Multi Year Project	8,215	150,000	141,785	(8,215)	(141,785)		
1793 - 186 Len Packham Court Rehabilitation	CW	542,997	Project delayed, Works will be commence FY26	82,002	615,000	532,998	(9,999)	(532,998)		
1822 - 234 Howson Way Hardstand	CW	3,721	Project delayed, Works will be completed and invoices paid FY26	14,561	17,928	3,367	(353)	(3,367)		
4717 - 292 Omeo Port Coogee Southern Amenities	CW	300,613	Project delayed, Works will be completed and invoices paid FY26	2,274,286	2,576,737	302,451	1,838	(181,471)	(120,981)	
6128 - Santich Park – Parking and New Lights	CW	49,989	Carry Forward Remaining Budget for Committed Expenditure	1,695,385	1,733,203	37,818	(12,171)		(37,818)	
6183 - McFaulk Park, Spearwood, toilet facility.	CW	58,438	Carry Forward balance of funds for project commitments	115,355	170,897	55,542	(2,895)	(55,542)		
9108 - 366 WATERBUTTONS PARK NEW PLAYGROUND	CW	309,927	Project delayed, Works will be completed and invoices paid FY26	56,008	358,440	302,432	(7,495)	(302,432)		
9110 - 368 CLASSON PARK IRRIGATION ASSET RENEWAL	CW	104,860	Carry Forward Remaining Funds, Project to be completed FY26	112,980	133,900	20,920	(83,940)	(20,920)		
9118 - 388 Solta Playground & Softfall Replacement	CW	60,616	Carry Forward Remaining Budget for Committed Expenditure	128,520	123,600	0	(60,616)			
9119 - 389 LUCETIA PARK SHADESAIL NEW	CW	65,632	Carry Forward Remaining Budget for Committed Expenditure	15,638	79,200	63,562	(2,070)	(63,562)		
9121 - 394 KURRAJONG PARK NEW SHELTER, BBQ, LIGHTING	CW	30,636	Carry Forward Reaminaing balance for commitments and additional work required	33,196	51,500	18,304	(12,332)	(18,304)		
9124 - 401 CARNEGIE PARK LANDSCAPE AND IRRIGATION	CW	18,239	Carry Forward Remaining Budget for Committed Expenditure	114,019	83,800	0	(18,239)			
9133 - 514 Success Netball Floodlighting - Detailed Design Only	CW	5,265	Carry Forward Remaining Budget for Committed Expenditure	35,701	36,050	349	(4,916)	(349)		
1116 - Leachate Pond HWRP	CW	920,949	Carry Forward balance of funds for Multi Year Project	4,989,212	5,850,000	860,788	(60,161)	(860,788)		
1735 - 024 Cockburn ARC harmonic filter installation	CW	201,110	Carry Forward Remaining Funds, Project to commence Q1 FY26	1,486	202,596	201,110	0	(201,110)		
1823 - 235 Henderson Cell Capping	CW	4,283	Carry Forward balance of funds for project commitments	148,637	132,100	0	(4,283)			
4544 - Beale Park Redevelopment	CW	67,161	Carry Forward balance of funds for Multi Year Project	924,350	945,450	21,100	(46,061)	(21,100)		
4712 - 290 Malabar Park BMX Facility	CW	388,134	Commitments, Additional Works continuing FY26	2,211,296	2,567,691	356,395	(31,739)	(356,395)		
4714 - 300 ARC Expansion	CW	196,364	Commitments, Additional Works continuing FY26	11,598,793	11,788,625	189,832	(6,532)	(189,832)		
4716 - 291 Aboriginal Cultural & Visitors Centre	CW	254,667	Commitments, Additional Works continuing FY26	299,653	542,579	242,926	(11,740)	(242,926)		
9134 - 517 ARC Aquatic Lockers	CW	120,500	Commitments, Additional Works continuing FY26	34,000	154,500	120,500	0	(120,500)		
9140 - 516 ARC HVAC Ducting	CW	320,390	Carry Forward Remaining Funds	56,532	365,650	309,118	(11,272)	(309,118)		
1115 - 507 Banjup Traffic Calming Implementation	CW	268,093	Carry Forward balance of funds for Multi Year Project	136,420	400,000	263,580	(4,513)	(263,580)		
1817 - 220 Spearwood Ave & Rockingham Rd Int - Detailed Design - BI	CW	380,319	Carry Forward balance of funds for Multi Year Project	26,586	403,980	377,394	(2,925)		(377,394)	
1818 - 326 Low Cost Urban Road Strategy Bibra Lake Stage 1&2 Implem	CW	290,493	Carry Forward balance of funds for Multi Year Project	258,155	454,054	195,899	(94,594)		(195,899)	

Project Description		Ledger	2025/26 Budget Carried Forward Works & Projects from 2024/25 as at 24/06/2025		2025/26 Budget Carried Forward Works & Projects from 2024/25 as at 12/08/2025						
			Original Carry Forward Expenditure Amount	Justification	Actuals FY 2024/25 as at 12/08/25	Amended Budget 2024/25 as at 12/08/25	Carry Forward Expenditure Amount	Adjustment to Carry Forward Amount	Income Source		
									Reserves	External	Municipal
3950 - Hammond Road Branch to Bartram		CW	63,614	Carry Forward Remaining Funds, Project to commence Q1 FY26	186,386	250,000	63,614	0	(21,205)	(42,409)	
4800 - 294 Rockingham Road Revitalisation		CW	174,125	Carry Forward balance of funds for Multi Year Project	84,065	250,000	165,935	(6,190)	(55,312)	(110,623)	
4952 - 299 Rockingham / Phoenix Road Intersection Upgrade		CW	320,939	Carry Forward balance of funds for Multi Year Project	162,198	473,037	310,839	(10,100)	(103,613)	(207,226)	
4999 - Cockburn Road Orsino to Keisey path with Traffic signals mo		CW	303,090	Carry Forward balance of funds for Multi Year Project	142,519	425,154	282,635	(20,456)	(282,635)		
6355 - 311 Edeline Street - Drainage Improvements		CW	195,381	Carry Forward balance of funds for Multi Year Project	1,090,022	1,258,536	168,514	(26,867)	(33,703)	(134,811)	
6356 - Hobbey Street Drainage improvements		CW	35,700	Carry Forward Remaining Funds, Project to be completed FY26	505,764	541,464	35,700	0	(35,700)		
6406 - 318 Marvell Avenue #5 Drainage Improvements - Construction		CW	935,890	Carry Forward balance of funds for project commitments	1,858,879	2,478,862	619,983	(315,907)	(619,983)		
6452 - 321 Sump Investigations and Designs		CW	8,230	Carry Forward balance of funds for project commitments	116,817	103,000	0	(8,230)			
6464 - 322 Line Marking - Minor Works		CW	8,492	Carry Forward Outstanding Commitments	40,335	78,600	3,550	(4,942)	(3,550)		
6540 - Carrington & Forrest Rd Blackspot Program		CW	1,112,805	Carry Forward balance of funds for Multi Year Project	51,285	1,161,165	1,109,880	(2,925)		(1,109,880)	
9146 - 496 Mayor Rd Path Separation Apium to Atwell - Design & Co		CW	35,193	Carry Forward Remaining Funds, Project to be completed FY26	16,473	51,500	35,027	(165)	(35,027)		
9150 - 503 North Lake Osprey Zebra Crossings design and install		CW	4,195	Carry Forward balance of funds for project commitments	26,959	30,900	3,941	(254)	(3,941)		
9154 - 532 Suttor Drive/Botany Park - Design Only		CW	37,660	Carry Forward Remaining Funds, project awaiting final assesment	26,719	61,800	35,081	(2,579)	(35,081)		
9164 - 553 State Blackspot Beeliar Dunraven Intersection Improvemen		CW	114,075	Carry Forward balance of funds for project commitments	188,265	300,000	111,735	(2,340)	(37,245)	(74,490)	
4112 - Civic and Cultural Centre Planning		OP	220,920	Ongoing project, continuing into FY26 Project previously incorrectly reported as CW instead of OP, no change to funding sources	119,040	339,960	220,920	0	(20,920)		(200,000)
1719 - 001 219 Winterfold Road - AMP		CW	8,437	Carry Forward Remaining Funds, Project to be completed FY26	37,913	46,350	8,437	0	(8,437)		
1732 - 020 Operations Centre building management system replacement		CW	37,332	Carry Forward Remaining Funds, Project to be completed FY26	155,350	192,682	37,332	0	(37,332)		
4109 - 041 City Facilities - Signage Replacement		CW	4,284	Carry Forward Outstanding Commitments	36,419	46,350	0	(4,284)			
4379 - 033 City Facilities - Disability Access Audit & Improvements		CW	5,982	Carry Forward Outstanding Commitments	47,728	136,248	5,982	0	(5,982)		
4567 - 034 City Facilities - Floor Covering Replacement		CW	8,700	Carry Forward Outstanding Commitments	100,663	110,394	8,490	(210)	(8,490)		
4608 - 035 City Facilities - HVAC replacement - Various Buildings		CW	17,533	Carry Forward Outstanding Commitments	109,922	121,678	11,742	(5,791)	(11,742)		
4639 - 036 City Facilities - Asbestos removal		CW	4,545	Carry Forward Outstanding Commitments	23,753	90,125	4,545		(4,545)		
4640 - Civic and Community Buildings - BBQ Replacement for Parks &		CW	8,125	Ongoing project, continuing into FY26	20,010	19,055	0	(8,125)			
4647 - 038 City Facilities - External and Internal Painting		CW	14,630	Carry Forward Outstanding Commitments	56,464	102,495	14,630	0	(14,630)		
4686 - 039 City Facilities - Furniture Replacement		CW	11,689	Carry Forward Outstanding Commitments	69,984	92,062	3,166	(8,523)	(3,166)		
4926 - 040 City Facilities - Switchboards Safety Upgrades		CW	9,256	Carry Forward Outstanding Commitments	118,704	142,017	8,941	(315)	(8,941)		
4927 - Civic and Community Buildings - Key and Padlock Replacement		CW	3,366	Commitments, Final Scope to be completed	79,585	82,951	3,366	0	(3,366)		
6254 - 042 City Facilities - Swipe Card Access Upgrades		CW	16,636	Carry Forward Outstanding Commitments	9,029	37,595	16,636	0	(16,636)		
6410 - 014 City Facilities Height Safety Audit - Compliance Audit		CW	2,057	Carry Forward Outstanding Commitments	7,675	20,600	2,057	0	(2,057)		
6415 - Davilak Changerooms improvements		CW	20,420	Commitments, Final Scope to be completed	249,329	269,749	20,420	0	(20,420)		
6417 - Integrated Health Building improvements		CW	34,740	Commitments, Additional Works continuing FY26	44,293	79,033	34,740	0	(34,740)		
6548 - CVES HVAC Replacement		CW	39,300	Commitments, Additional Works continuing FY26	65,700	105,000	39,300	0	(39,300)		
9165 - 330 Atwell Community Centre AMP		CW	21,778	Carry Forward Outstanding Commitments	123,388	128,750	5,362	(16,416)	(5,362)		
9166 - 331 Atwell Reserve Clubrooms AMP		CW	26,564	Carry Forward Outstanding Commitments	60,036	80,340	20,304	(6,260)	(20,304)		
9170 - 335 Install solar photovoltaic systems on all major council		CW	246,170	Project delayed, Works will be completed and invoices paid FY26	11,330	257,500	246,170	0	(246,170)		
9173 - 339 Enright Reserve Clubrooms NEW		CW	54,365	Commitments, Additional Works continuing FY26	10,525	64,890	54,365	0	(54,365)		
9174 - 340 Manning Park Toilets South AMP		CW	11,763	Commitments, Additional Works continuing FY26	33,977	45,320	11,343	(420)	(11,343)		
9179 - 019 City Facilities - lighting upgrade		CW	21,764	Commitments, Additional Works continuing FY26	62,616	82,400	19,784	(1,980)	(19,784)		
9191 - 358 Bibra Lake Adventure Park storage shed		CW	42,003	Carry Forward Remaining Funds, Project to be completed FY26	3,835	45,680	41,845	(158)	(41,845)		
9193 - 360 Depot external fencing repairs		CW	26,085	Carry Forward balance of funds for Ongoing Project	4,815	30,900	26,085	0	(26,085)		
9194 - 361 Anning Park extended patio and drainage improvements		CW	42,803	Carry over remaining balance, further funding required to complete project	3,548	46,350	42,803	0	(42,803)		
9195 - 362 Administration building lift renewal		CW	74,419	Carry Forward Remaining Funds, Project to be completed FY26	29,002	103,000	73,999	(420)	(73,999)		

		2025/26 Budget Carried Forward Works & Projects from 2024/25 as at 24/06/2025		2025/26 Budget Carried Forward Works & Projects from 2024/25 as at 12/08/2025						
Project Description	Ledger	Original Carry Forward Expenditure Amount	Justification	Actuals FY 2024/25 as at 12/08/25	Amended Budget 2024/25 as at 12/08/25	Carry Forward Expenditure Amount	Adjustment to Carry Forward Amount	Income Source		
								Reserves	External	Municipal
9201 - Install operable soundproof concertina panelling Cockburn Bo	CW	107,000	Project delayed, continuing into FY26	-	107,000	107,000	0	(107,000)		
4076 - Asset condition reports/audits - as per Strategic Planning F	OP	201,647	Ongoing project, continuing into FY26	-	201,647	201,647	0			(201,647)
4104 - Bulk Verge Community Engagement	OP	60,000	Carry Forward awaiting final resolution	-	60,000	60,000	0			(60,000)
9703 - Cockburn Soundings	OP	67,075	Tender expected to be awarded August 2025	87,925	155,000	67,075	0			(67,075)
0011 - People Experience Projects	OP	40,000	Project delayed, continuing into FY26	-	40,000	40,000	0			(40,000)
		15,200,148		36,561,165	50,596,203	13,727,375	-1,472,773	(9,696,459)	(2,664,822)	(1,392,093)

14.1.2 Payments Made from Municipal Fund and Local Procurement Summary - August 2025

Executive	Director Corporate and System Services
Author	Chief Financial Officer
Attachments	<ol style="list-style-type: none">1. Payments Listing August 2025 ↓2. Credit Cards by Cardholder August 2025 ↓3. Credit Cards by Category August 2025 ↓4. Store Cards August 2025 ↓5. Fuel Cards August 2025 ↓

RECOMMENDATION

That Council:

- (1) RECEIVES the list of payments made by the City during the month of August 2025, as attached to the Agenda; and
- (2) RECEIVES the lists of transactions paid by credit and other types of purchase cards during the month of August 2025, as attached to the Agenda.

Background

Council has delegated its power to make payments from the Municipal or Trust Fund to the Chief Executive Officer and other sub-delegates pursuant to delegation 1.2.26 - Payment from Municipal and Trust Funds.

Regulation 13 (1) of the *Local Government (Financial Management) Regulations 1996* requires that a list of accounts paid under this delegation be prepared and presented to Council each month.

Additionally, Regulation 13A requires a list of payments made by employees using credit, debit, or other purchasing cards to be prepared and presented to Council each month.

Submission

N/A

Report

Payments made under delegation in August totalled \$17.48 million. All payment amounts reported are inclusive of GST (budgetary impact is GST exclusive).

The following table provides a summary of payment types with detailed lists included as attachments:

Net EFT payments (suppliers, sundry creditors)	\$13,360,630
Payroll payments (two fortnights)	\$4,006,528
Corporate credit cards	\$82,010
Bank transactional fees (BPay and merchant fees)	\$31,644
Total payments for month	\$17,480,812

The City makes several payment runs each month to ensure suppliers and other payees are paid on a timely basis, particularly local and small businesses.

Attached are two August Credit Card Transaction Summaries: one by cardholder position, the other by spend category with details.

The Chief Executive Officer's card had two transactions totalling \$20.11, made up of parking expenses.

The following table summarises credit card transactions by spend category:

Spend Category	\$	%
Advertising	1690.75	2%
Application, Licence, Registration Fees	2524.59	3%
Bank and Other Fees	87.6	0%
Conferences and Seminars	11,593.41	14%
Disputed Transaction	0	0%
Equipment Purchases	10687.78	13%
Events and Functions	9,454.44	12%
Hire of Equipment and Facilities	1965.36	2%
Meeting/Workshop Catering	2,258.28	3%
Motor Vehicle Expenses	861.00	1%
Office Supplies	1067.96	1%
Parking Expenses	175.67	0%
Professional Services	1,787.00	2%
Program Costs	2,640.50	3%
Subscriptions and Memberships	8,253.04	10%
Supplies and Materials Purchases	12,588.83	15%
Training & Professional Development	11,493.76	14%
Travel and Accommodation	2,879.65	4%
Total on 54 cards used	82,009.62	100%

Several store cards are used for City business purchases in line with Council's Procurement Policy. A summary and detailed list of all August card transactions are provided below:

Type	\$	Purpose
Woolworths (5 cards)	4,242	Seniors centre, youth centre, marina, environmental education
Bunnings (17 cards)	6,154	Facilities, fleet, fire and emergency, parks and environmental, CARC, waste services, civil works, and marina
BP fuel cards	24,706	Plant and light fleet

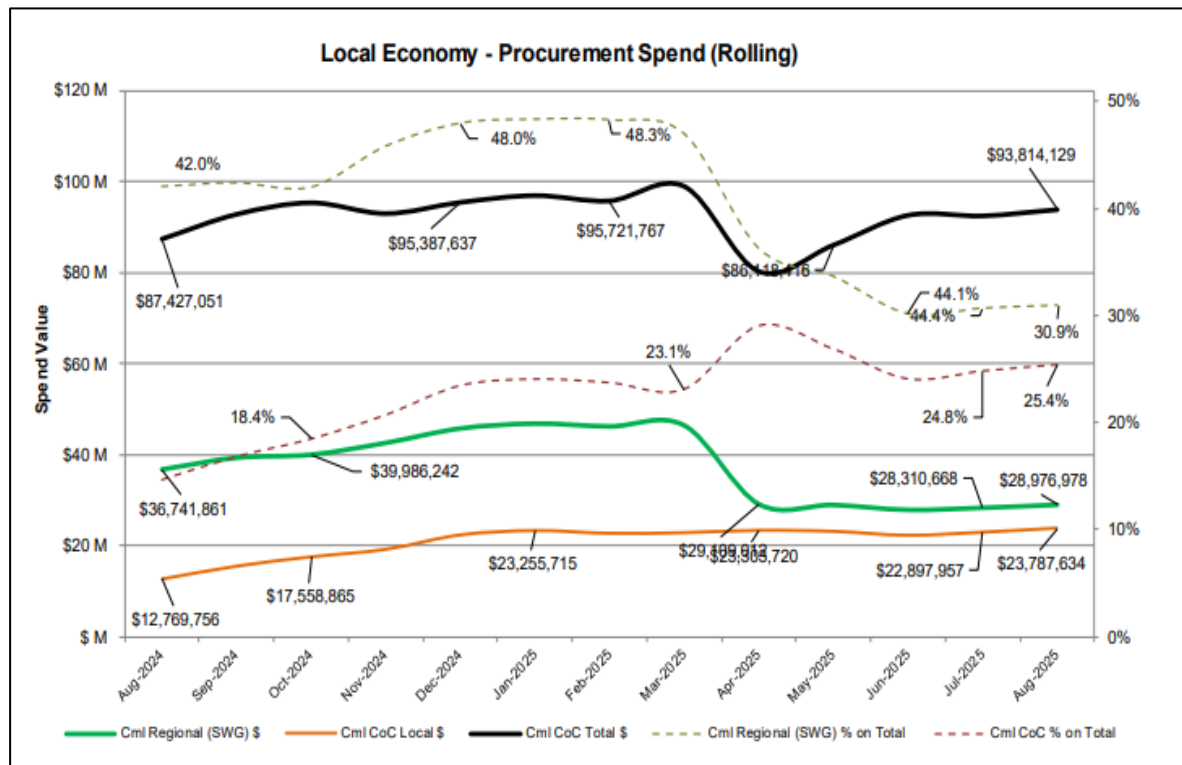
Local Procurement

The monthly statistics on local and regional procurement spend are summarised below, detailing the spend amounts and percentages relative to the total spend.

Procurement Report - Local Buy Summary & Trends					August 2025	
Monthly Statistics	CoC Local Spend	\$2,645,911	CoC Local Value	27.94%	CoC Local Qty	35.74%
	Local/Regional Spend	\$2,943,200	Local/Regional Value	31.08%	Local/Regional Qty	39.91%
Aboriginal Engagement	Suppliers used YTD	9	Orders raised YTD	139	Committed spend YTD	\$27,314

Local spending within Cockburn represented 27.9% of the City's monthly expenditure and 35.74% of procurement transactions. In the Perth South West Metropolitan Alliance (PSWMA) region, the monthly spend decreased to 31.1%, while the quantity of procurement transactions increased to 39.91%.

The following one year rolling chart to August 2025 tracks the City's procurement spend with businesses located within Cockburn and the PSWMA region:



In August, the 12-month rolling local expenditure in Cockburn reached \$23.79 million, representing 25.4% of the City's total spend. Within the PSWMA region, this figure increased to \$28.98 million, or 30.9% of the total spend.

This performance measurement aligns with the City's objectives under Council's Procurement Policy, specifically the "local and regional economy" principle, which emphasise a preference for local procurement.

Social Procurement

By the end of August, the City had engaged nine Aboriginal businesses, with a total year-to-date committed expenditure of \$27,314.

Strategic Plans/Policy Implications

Local Economy

A sustainable and diverse local economy that attracts increased investment and provides local employment.

- Thriving local commercial centres, local businesses and tourism industry.

Listening & Leading

A community focused, sustainable, accountable and progressive organisation.

- Best practice Governance, partnerships and value for money.
- High quality and effective community engagement and customer service experiences.

Budget/Financial Implications

All payments have been included in the City's Annual Budget as approved and modified by Council.

Legal Implications

This item ensures compliance with s6.10(d) of the *Local Government Act 1995* and Regulations 12, 13, and 13A of the *Local Government (Financial Management) Regulations 1996*.

Community Consultation

N/A

Risk Management Implications

Council receives a statutory list of City payments made under delegation to meet operational and contractual needs, allowing for review and clarification as needed.

Advice to Proponent(s)/Submitters

N/A

Implications of Section 3.18(3) *Local Government Act 1995*

Nil

31st August 2025 PAYMENT LISTING

MUNICIPAL FUND

Payment Number	Account Number	Payee Name	Payment Listing Description	Date	Alloc Amount
EF181868	10152	Aust Services Union	Payroll Deductions	4/08/2025	659.75
EF181869	10154	Australian Taxation Office	Payroll Deductions	4/08/2025	590,246.00
EF181870	10305	Child Support Agency	Payroll Deductions	4/08/2025	3,504.77
EF181871	19726	Health Insurance Fund Of Wa	Payroll Deductions	4/08/2025	847.80
EF181872	27874	Smartsalary	Salary Packaging/Leasing Administration	4/08/2025	12,667.35
EF181873	28458	Easi Group	Novated Leasing	4/08/2025	21,940.61
EF181874	28741	The Local Government, Racing & Cemeteries Employees Union Wa Lgrceu	Union	4/08/2025	46.00
EF181875	28890	Construction Forestry Mining Energy Union - Construction & G Cfmeu Wa - Co	Payroll Deductions	4/08/2025	30.00
EF181876	11794	Synergy	Electricity Usage/Supplies	5/08/2025	840.88
EF181877	18763	Local Community Insurance Services (Part Of Jlt Group)	Community Insurance Policies	5/08/2025	227.52
EF181878	26123	Kentico Software Pty Ltd	Software License	5/08/2025	17,160.00
EF181879	26987	Cti Risk Management	Security - Cash Collection	5/08/2025	908.81
EF181880	99997	Gd & Jb Porter	Compost Bin Rebate	5/08/2025	50.00
EF181881	99996	Bosko Subotic	Rates and Property related EFT refunds	5/08/2025	17,137.70
EF181882	99997	Family Day Care	Fdc Payments W/E 03/08/2025	7/08/2025	30,969.18
EF181883	29179	Warwick Gately	Audit & Risk Committee	8/08/2025	415.00
EF181884	29180	Andrew Kandie	Audit & Risk Committee	8/08/2025	415.00
EF181885	26752	Mg Group Wa	Construction C100950	11/08/2025	110,000.00
EF181886	22806	Chevron Australia Downstream Fuels Pty Ltd	Fuel Supplies	12/08/2025	83,080.12
EF181887	22854	Lgiswa	Insurance Premiums	12/08/2025	1,405,687.47
EF181888	26987	Cti Risk Management	Security - Cash Collection	12/08/2025	2,009.35
EF181889	27807	Jason Latimer	Software	12/08/2025	19,800.00
EF181890	28652	Omnicom Media Group Australia Pty Ltd Omnicom Media Group Australia Pty	Media And Advertising Services	12/08/2025	1,927.65
EF181891	29206	Scerri, Joe Anthony Studio Scerri	Graphic Design	12/08/2025	1,248.00
EF181892	10058	Alsco Pty Ltd	Hygiene Services/Supplies	15/08/2025	323.22
EF181893	10118	Australia Post	Postage Charges	15/08/2025	117,530.17
EF181894	10170	Macri Partners	Auditing Services	15/08/2025	880.00
EF181895	10184	Benara Nurseries	Plants	15/08/2025	8,172.05
EF181896	10207	Boc Gases	Gas Supplies	15/08/2025	105.63
EF181897	10226	Bridgestone Australia Ltd	Tyre Services	15/08/2025	26,636.25
EF181898	10246	Bunnings Building Supplies Pty Ltd	Hardware Supplies	15/08/2025	1,781.56
EF181899	10287	Centreline Markings	Linemarking Services	15/08/2025	4,015.00
EF181900	10333	Cjd Equipment Pty Ltd	Hardware Supplies	15/08/2025	5,608.49
EF181901	10357	Cockburn Ice Arena	Entertainment Services	15/08/2025	350.00
EF181902	10359	Cockburn Painting Service	Painting Supplies/Services	15/08/2025	2,934.80
EF181903	10483	Landgate	Mapping/Land Title Searches	15/08/2025	684.60
EF181904	10484	Department Of Mines, Industry Regulation And Safety	Building Services Levy	15/08/2025	65,090.72
EF181905	10526	E & Mj Rosher Pty Ltd	Mower Equipment	15/08/2025	1,987.49
EF181906	10528	Easifleet	Vehicle Lease	15/08/2025	644.49
EF181907	10535	Workpower Incorporated	Employment Services - Planting	15/08/2025	2,146.73
EF181908	10573	Fairbridge Western Australia Inc	Outdoor Recreation Services	15/08/2025	1,500.00

31st August 2025 PAYMENT LISTING

MUNICIPAL FUND

Payment Number	Account Number	Payee Name	Payment Listing Description	Date	Alloc Amount
EF181909	10589	Fines Enforcement Registry	Fines Enforcement Fees	15/08/2025	8,142.00
EF181910	10590	Department Of Fire And Emergency Services	Esl Levy & Related Costs	15/08/2025	7,524.00
EF181911	10609	Forestvale Trees Pty Ltd	Plants - Trees/Shrubs	15/08/2025	1,243.00
EF181912	10655	Ghd Pty Ltd	Consultancy Services	15/08/2025	7,598.80
EF181913	10683	Gronbek Security	Locksmith Services	15/08/2025	1,522.68
EF181914	10787	Jandakot Accident Repair Centre	Panel Beating Services	15/08/2025	2,092.30
EF181915	10879	Les Mills Aerobics	Instruction/Training Services	15/08/2025	2,325.94
EF181916	10913	Bucher Municipal Pty Ltd	Purchase Of New Plant / Repair Services	15/08/2025	14,825.84
EF181917	10918	Main Roads Wa	Repairs/Maintenance/Funding Contribution	15/08/2025	97,699.80
EF181918	10923	Major Motors Pty Ltd	Repairs/Maintenance Services	15/08/2025	7,927.01
EF181919	10991	Beacon Equipment	Mowing Equipment	15/08/2025	543.20
EF181920	11036	Northlake Electrical Pty Ltd	Electrical Services	15/08/2025	8,093.66
EF181921	11152	Fulton Hogan Industries Pty Ltd	Road Maintenance	15/08/2025	12,672.00
EF181922	11182	Premium Brake & Clutch Services Pty Ltd	Brake Services	15/08/2025	1,147.30
EF181923	11307	Satellite Security Services Pty Ltd	Security Services	15/08/2025	4,076.05
EF181924	11387	Bibra Lake Soils	Soil & Limestone Supplies	15/08/2025	172.00
EF181925	11425	Resource Recovery Group	Waste Disposal Gate Fees	15/08/2025	115.00
EF181926	11449	Spearwood Florist Ultimate Co Pty Ltd	Floral Arrangements	15/08/2025	125.00
EF181927	11470	Sportsworld Of Wa	Sport Supplies	15/08/2025	4,555.65
EF181928	11483	St John Ambulance Aust Wa Operations	First Aid Courses	15/08/2025	488.40
EF181929	11511	Statewide Bearings	Bearing Supplies	15/08/2025	435.05
EF181930	11557	Technology One Ltd	It Consultancy Services	15/08/2025	1,952,278.72
EF181931	11619	Titan Ford	Purchase Of Vehicles & Servicing	15/08/2025	515.00
EF181932	11636	Town Of Victoria Park	Reimbursement Of Costs	15/08/2025	500.00
EF181933	11642	Trailer Parts Pty Ltd	Trailer Parts	15/08/2025	180.13
EF181934	11701	Vibra Industrial Filtration Australasia	Filter Supplies	15/08/2025	573.10
EF181935	11787	Department Of Transport	Vehicle Search Fees	15/08/2025	1,314.95
EF181936	11793	Western Irrigation Pty Ltd	Irrigation Services/Supplies	15/08/2025	14,621.26
EF181937	11806	Westrac Pty Ltd	Repairs/Mtnce - Earthmoving Equipment	15/08/2025	879.83
EF181938	11873	Wattleup Tractors	Hardware Supplies	15/08/2025	723.00
EF181939	11985	Ivo Grubelich	Bus Hire	15/08/2025	6,160.00
EF181940	12014	Tutt Bryant Equipment Bt Equipment Pty Ltd T/As	Excavating/Earthmoving Equipment	15/08/2025	3,959.36
EF181941	12018	O'connor Lawnmower & Chainsaw Centre	Mowing Equipment/Parts/Services	15/08/2025	492.00
EF181942	12153	Hays Personnel Services Pty Ltd	Employment Services	15/08/2025	12,417.21
EF181943	12295	Stewart & Heaton Clothing Co. Pty Ltd	Clothing Supplies	15/08/2025	3,306.20
EF181944	12620	Mackay Urban Design	Design Workshop	15/08/2025	600.00
EF181945	13068	Standards Australia	Copyright Licensing	15/08/2025	9,121.68
EF181946	13102	Michael Page International (Australia) Pty Ltd	Employment Services	15/08/2025	5,378.51
EF181947	13475	The Trustee For Burgess Rawson Wa Unit Trust Burgess Rawson (Wa) Pty Ltd	Property Management	15/08/2025	69,995.15
EF181948	13825	Jackson Mcdonald	Legal Services	15/08/2025	4,212.45
EF181949	15393	Stratagreen	Hardware Supplies	15/08/2025	308.96

31st August 2025 PAYMENT LISTING

MUNICIPAL FUND

Payment Number	Account Number	Payee Name	Payment Listing Description	Date	Alloc Amount
EF181950	15587	Benestar Group Pty Ltd Previously: Davidson Trahaire Corpsych	Training Services	15/08/2025	11,145.75
EF181951	15588	Natural Area Consulting Management Services	Weed Spraying C100886	15/08/2025	112,863.37
EF181952	15772	The Trustee For The Parker Black & Forrest Unit Trust Parker Black & Forrest	Architectural Door Hardware Distributor	15/08/2025	1,117.03
EF181953	15850	Ecoscape Australia Pty Ltd	Environmental Consultancy	15/08/2025	4,787.20
EF181954	16064	Cms Engineering	Airconditioning Services	15/08/2025	13,585.29
EF181955	16107	Wren Oil	Waste Disposal Services	15/08/2025	1,794.10
EF181956	16432	Scarvac's Iga	Groceries	15/08/2025	326.20
EF181957	16846	Action Glass & Aluminium	Glazing Services	15/08/2025	5,284.02
EF181958	16979	Japanese Truck And Bus Spares Pty Ltd	Spare Parts - Automotive	15/08/2025	35.80
EF181959	17343	Rac Businesswise	Membership Subscription	15/08/2025	511.00
EF181960	17345	Kennards Hire - Myaree	Equipment Hire	15/08/2025	4,671.20
EF181961	18073	Paramount Security Services	Security Services	15/08/2025	554.40
EF181962	18272	Austraclear Limited	Investment Services	15/08/2025	71.18
EF181963	18962	Sealanes (1985) P/L	Catering Supplies	15/08/2025	1,025.78
EF181964	19107	Forever Shining Artforms Wa	Parks Infrastructure Services	15/08/2025	3,060.00
EF181965	19533	Woolworths Group Ltd (Woolworths & Big W)	Groceries	15/08/2025	1,266.27
EF181966	20146	Data#3 Limited	Contract It Personnel & Software	15/08/2025	980.00
EF181967	20631	I.D. Consulting Pty Ltd	Demographic And Economic Analysis	15/08/2025	60,885.00
EF181968	21294	Cat Haven	Animal Services	15/08/2025	2,252.22
EF181969	21529	Brand Success	Promotional Products	15/08/2025	3,038.75
EF181970	21577	Lavan	Legal Services	15/08/2025	9,900.00
EF181971	21627	Manheim Pty Ltd	Impounded Vehicles	15/08/2025	390.50
EF181972	22553	Brownes Food Operations	Catering Supplies	15/08/2025	1,253.07
EF181973	22623	Landmark Products Ltd	Landscape Infrastructure	15/08/2025	11,185.50
EF181974	22752	Elgas Limited	Gas Supplies	15/08/2025	877.39
EF181975	22903	Unique International Recoveries Llc	Debt Collectors	15/08/2025	307.20
EF181976	23351	Cockburn Gp Super Clinic Limited T/A Cockburn Integrated Health	Leasing Fees	15/08/2025	1,552.29
EF181977	23457	Totally Workwear Fremantle	Clothing - Uniforms	15/08/2025	4,013.17
EF181978	23579	Daimler Trucks Perth	Purchase Of New Truck	15/08/2025	2,365.40
EF181979	23685	Astro Synthetic Turf Pty Ltd	Site Inspections	15/08/2025	715.00
EF181980	24275	Truck Centre Wa Pty Ltd	Purchase Of New Truck	15/08/2025	661.94
EF181981	24619	Vibrant Mcs Pty Ltd Mcs Security	Security Services	15/08/2025	15,475.68
EF181982	24655	Automasters Spearwood	Vehicle Servicing	15/08/2025	3,144.70
EF181983	24748	Pearmans Electrical & Mechanical Services P/L	Electrical Services	15/08/2025	7,708.13
EF181984	24864	Fremantle Football Club	Merchandise Stock For Retail Sale	15/08/2025	413.49
EF181985	25063	Superior Pak Pty Ltd	Vehicle Maintenance	15/08/2025	3,932.53
EF181986	25102	Fremantle Mobile Welding	Welding Services	15/08/2025	748.00
EF181987	25121	Imagesource Digital Solutions	Billboards	15/08/2025	3,360.83
EF181988	25127	Milmar Distributors	Printing Services - Id Cards	15/08/2025	82.50
EF181989	25418	Cs Legal	Legal Services	15/08/2025	3,648.35
EF181990	25645	Yelakitj Moort Nyungar Association Inc	Welcome To The Country Performances	15/08/2025	500.00

31st August 2025 PAYMENT LISTING

MUNICIPAL FUND

Payment Number	Account Number	Payee Name	Payment Listing Description	Date	Alloc Amount
EF181991	25795	Fremantle Prison (Department Of Planning, Lands & Heritage)	Transfer Of Land - Lot 2718 Benedick Rd	15/08/2025	1,368.00
EF181992	25813	Lg Connect Pty Ltd	Erp Systems Development	15/08/2025	9,392.96
EF181993	25822	Fit2work.Com.Au Mercury Search And Selection Pty Ltd	Employee Check	15/08/2025	61.60
EF181994	26114	Grace Records Management	Records Management Services	15/08/2025	1,536.88
EF181995	26162	Randstad Pty Ltd	Employment Services	15/08/2025	1,482.31
EF181996	26211	Amcom Pty Ltd	Internet/Data Services	15/08/2025	3,650.90
EF181997	26257	Paperbark Technologies Pty Ltd	Arboricultural Consultancy Services	15/08/2025	50,504.49
EF181998	26303	Gecko Contracting Turf & Landscape Maintenance	Turf & Landscape Maintenance A000001	15/08/2025	96,400.73
EF181999	26403	Ches Power Group Pty Ltd	Engineering Solutions / Back Up Generato	15/08/2025	1,474.00
EF182000	26470	Scp Conservation	Fencing Services	15/08/2025	9,339.00
EF182001	26618	Global Spill Control Pty Ltd	Road Safety Products	15/08/2025	47.34
EF182002	26709	Talis Consultants Pty Ltd	Waste Consultancy	15/08/2025	6,179.25
EF182003	26735	Shane McMaster Surveys	Survey Services	15/08/2025	15,235.00
EF182004	26743	Statewide Turf Services	Turf Renovation	15/08/2025	15,323.00
EF182005	26782	Soft Landing	Recycling Services	15/08/2025	30,553.42
EF182006	26822	Cse Crosscom Pty Ltd	Communication Equipment	15/08/2025	1,216.60
EF182007	26888	Media Engine	Graphic Design, Marketing, Video Product	15/08/2025	8,455.00
EF182008	26898	Spandex Asia Pacific Pty Ltd	Signage Supplier	15/08/2025	2,517.15
EF182009	26901	Alyka Pty Ltd	Digital Consultancy And Web Development	15/08/2025	660.00
EF182010	26929	Elan Energy Matrix Pty Ltd	Recycling Services	15/08/2025	3,616.04
EF182011	26946	Av Truck Services Pty Ltd	Truck Dealership	15/08/2025	2,969.93
EF182012	26964	South Metropolitan Tafe	Education	15/08/2025	620.25
EF182013	26985	Access Icon Pty Ltd	Drainage Products	15/08/2025	6,710.00
EF182014	26987	Cti Risk Management	Security - Cash Collection	15/08/2025	1,636.47
EF182015	27002	Cockburn Party Hire	Hire Services	15/08/2025	2,200.00
EF182016	27010	Quantum Building Services Pty Ltd	Building Maintenance	15/08/2025	22,482.12
EF182017	27028	Technogym Australia Pty Ltd	Fitness Equipment	15/08/2025	16,325.10
EF182018	27031	Downer Edi Works Pty Ltd	Asphalt Services	15/08/2025	452.38
EF182019	27044	Graffiti Systems Australia	Graffiti Removal & Anti-Graffiti Coating	15/08/2025	22,463.93
EF182020	27054	Vocus Pty Ltd	Telecommunications	15/08/2025	4,122.97
EF182021	27065	Westbooks	Books	15/08/2025	3,514.76
EF182022	27082	Kulbardi Pty Ltd	Stationery Supplies	15/08/2025	1,381.14
EF182023	27154	Veolia Recycling & Recovery Pty Ltd	Waste Services	15/08/2025	8,821.87
EF182024	27173	Urbaqua Ltd	Environmental Consulting	15/08/2025	10,560.00
EF182025	27177	Rentokil Initial Pty Ltd (Initial Hygiene)	Hygiene	15/08/2025	282.43
EF182026	27201	Wfs Australia Pty Ltd	Software	15/08/2025	467.50
EF182027	27204	Cohera-Tech Pty Ltd	People Counting Systems	15/08/2025	2,237.76
EF182028	27222	Ashton Safety Health Environment	Safety, Health, Environment Consulting	15/08/2025	1,060.87
EF182029	27241	Landscape Elements	Landscaping Services	15/08/2025	4,371.95
EF182030	27246	Veale Auto Parts	Spare Parts Mechanical	15/08/2025	988.40
EF182031	27334	Westcare Print	Printing Services	15/08/2025	143.00

31st August 2025 PAYMENT LISTING

MUNICIPAL FUND

Payment Number	Account Number	Payee Name	Payment Listing Description	Date	Alloc Amount
EF182032	27337	Christine Jeanette Groom Christine Groom	Author Talks	15/08/2025	389.00
EF182033	27346	Office Line	Furniture Office	15/08/2025	12,394.80
EF182034	27413	Extreme Marquees	Hire Services - Marquees	15/08/2025	4,926.00
EF182035	27423	Mechanical Project Services Pty Ltd	Airconditioning Services	15/08/2025	8,663.04
EF182036	27432	Lg Solutions Pty Ltd	Financial Services	15/08/2025	10,835.00
EF182037	27437	Pb Reticulation & Maintenance Services Pty Ltd	Irrigation Services	15/08/2025	4,669.50
EF182038	27529	Wa Library Supplies	Library Supplies & Furniture	15/08/2025	274.00
EF182039	27539	Jasmin Carpentry & Maintenance	Carpentry	15/08/2025	2,722.50
EF182040	27551	Incognito Catering	Catering Services	15/08/2025	3,093.75
EF182041	27566	Thuroona Services	Asbestos Removal	15/08/2025	1,082.40
EF182042	27579	Soco Studios	Photography Services	15/08/2025	1,650.00
EF182043	27596	Allwest Plant Hire Australia Pty Ltd	Plant Hire And Civil Contracting	15/08/2025	32,272.35
EF182044	27613	Redimed Pty Ltd	Medical & Health Services	15/08/2025	198.00
EF182045	27617	Atturra Business Applications	Consultancy - It	15/08/2025	3,850.00
EF182046	27630	K-Line Fencing Group	Fencing	15/08/2025	10,964.25
EF182047	27631	Aquatic Services Wa Pty Ltd	Pool Equipment & Maintenance	15/08/2025	8,647.32
EF182048	27650	Datacom Systems (Au) Pty Ltd	It Sales, Consulting & Service	15/08/2025	3,032.14
EF182049	27695	Qtm Pty Ltd	Traffic Management	15/08/2025	34,088.78
EF182050	27814	Kinesis	Consultancy - Sustainability	15/08/2025	39,270.00
EF182051	27819	Axiis Contracting Pty Ltd	Concrete Works	15/08/2025	14,761.62
EF182052	27829	Smec Australia Pty Ltd	Consultancy - Engineering	15/08/2025	39,345.04
EF182053	27850	Dowsing Group Pty Ltd	Concreting Services	15/08/2025	35,192.99
EF182054	27867	Terra Rosa Consulting	Consultancy - Heritage	15/08/2025	27,507.11
EF182055	27879	Precision Badges Wa	Badges	15/08/2025	19.20
EF182056	27885	Stevens Mcgann Willcock And Copping Pty Ltd	Consultancy - Mechanical Engineering	15/08/2025	16,500.00
EF182057	27917	Go Doors Advanced Automation	Door Maintenance & Repair	15/08/2025	5,500.60
EF182058	27946	Kambarang Services Pty Ltd	Training Indigenous Cultute	15/08/2025	4,950.00
EF182059	27963	Buffalo Solutions	Training	15/08/2025	3,674.00
EF182060	27969	Perfect Gym Solutions	Software For Gym's	15/08/2025	5,665.33
EF182061	28006	Terra Firma Laboratories (Wa)	Construction Materials Testing	15/08/2025	325.60
EF182062	28031	Brandon's Shredding Boxes	Recycling	15/08/2025	50.00
EF182063	28049	Copy Magic	Printing Services	15/08/2025	2,688.40
EF182064	28115	Survitec	Safety And Survival Equipment	15/08/2025	883.00
EF182065	28159	Intelligent Rfid Solutions	Rfid Software	15/08/2025	6,353.71
EF182066	28174	Central West Refrigeration Pty Ltd	Refrigeration	15/08/2025	1,620.12
EF182067	28184	Spearwood Veterinary Hospital	Veterinary Hospital	15/08/2025	266.90
EF182068	28191	Enviro Sweep	Sweeping Services	15/08/2025	6,593.13
EF182069	28196	Brightmark Group Pty Ltd	Cleaning Services	15/08/2025	613.80
EF182070	28199	Acrobatch	Entertainment - Acrobat	15/08/2025	990.00
EF182071	28201	Select Fresh	Food Supplies	15/08/2025	435.46
EF182072	28214	Beyond Skateboarding	Skateboarding Clinics	15/08/2025	660.00

31st August 2025 PAYMENT LISTING

MUNICIPAL FUND

Payment Number	Account Number	Payee Name	Payment Listing Description	Date	Alloc Amount
EF182073	28215	Complete Office Supplies Pty Ltd	Stationery	15/08/2025	1,589.53
EF182074	28233	Western Maze Wa Pty Ltd	Waste Collection Services	15/08/2025	2,460.37
EF182075	28241	Swift Flow Pty Ltd	Plumbing	15/08/2025	49,577.95
EF182076	28254	Cleantex Pty Ltd	Laundry Service	15/08/2025	991.77
EF182077	28261	Hazed Services Pty Ltd	Safety - Roof	15/08/2025	3,080.00
EF182078	28264	Remondis Go Organics Pty Ltd	Organics Processing	15/08/2025	43,954.44
EF182079	28265	Tree Care Wa	Vegetation Maintenance Services	15/08/2025	2,726.44
EF182080	28277	Gesha Coffee Co	Coffee Supplies	15/08/2025	1,513.00
EF182081	28297	Techbrain	It Consultancy	15/08/2025	492.46
EF182082	28332	Kito Sustainability	Consultancy - Sustainability	15/08/2025	600.00
EF182083	28346	Reconciliation Wa	Cultural Support	15/08/2025	5,665.00
EF182084	28351	Clever Designs Uniforms	Clothing	15/08/2025	923.20
EF182085	28354	Sauna And Steam Wa	Carpentry Services	15/08/2025	330.00
EF182086	28361	Indoor Gardens Pty Ltd	Hiring Indoor Plants	15/08/2025	803.88
EF182087	28371	Flexi Staff	Employment Services	15/08/2025	58,933.63
EF182088	28374	Corelogic Asia Pacific	Property Data	15/08/2025	3,960.00
EF182089	28381	Sandwai Pty Ltd	Software	15/08/2025	1,772.93
EF182090	28392	Mcs Civil Contracting	Engineering/Earthworks	15/08/2025	2,651.00
EF182091	28404	Before You Dig Australia Ltd	Provision Of Referral Services For Asset	15/08/2025	10,975.71
EF182092	28407	Engine Protection Equipment Pty Ltd	Spare Parts	15/08/2025	181.95
EF182093	28426	Power Paving Pty Ltd	Paving Services	15/08/2025	7,436.00
EF182094	28428	Wa Bolts Pty Ltd	Fixings & Fasteners	15/08/2025	284.02
EF182095	28437	Building & Industrial Cleaning Services	Cleaning Services	15/08/2025	1,319.79
EF182096	28454	Aussie Natural Spring Water	Water Supplies	15/08/2025	541.50
EF182097	28505	Maltia Caffè The Trustee For Caruana Family Trust	Cafe And Catering Services	15/08/2025	245.00
EF182098	28532	Oil & Energy Pty. Ltd.	Lubricant Supplier	15/08/2025	2,308.50
EF182099	28546	Swan Event Hire	Event Hire	15/08/2025	60.00
EF182100	28563	Kodak Alaris Australia Pty Limited	Document Capture	15/08/2025	8,333.16
EF182101	28569	Choiceone Pty Ltd	Recruitment Services	15/08/2025	59,957.86
EF182102	28580	Successful Projects	Project Management, Planning & Scheduling	15/08/2025	6,223.40
EF182103	28584	Ausco Modular Pty Ltd	Hire Services	15/08/2025	2,603.88
EF182104	28610	Green Values Australia	Environmental Consultancy	15/08/2025	4,797.10
EF182105	28616	Led Signs	Digital Signs And Displays	15/08/2025	297.00
EF182106	28621	Imprint Plastic	Printing	15/08/2025	436.70
EF182107	28622	Hatch Pty Ltd	Engineering Services	15/08/2025	9,254.92
EF182108	28632	Total Connections Pty Ltd	Hose, Hydraulics & Fire Protection Servi	15/08/2025	2,803.10
EF182109	28652	Omnicom Media Group Australia Pty Ltd Omnicom Media Group Australia Pty	Media And Advertising Services	15/08/2025	3,798.53
EF182110	28655	Rockingham Glass Reads West Coast Maintenance Pty Ltd	Emergency Glass Repair	15/08/2025	588.50
EF182111	28658	Solus	Customised Library Mobile Apps	15/08/2025	29,680.75
EF182112	28671	Horizons West Bus And Coachlines	Transport	15/08/2025	434.72
EF182113	28679	Creditor Watch Pty Ltd	Credit Bureau	15/08/2025	812.00

31st August 2025 PAYMENT LISTING

MUNICIPAL FUND

Payment Number	Account Number	Payee Name	Payment Listing Description	Date	Alloc Amount
EF182114	28710	Premier Envelopes Australia Pty Ltd	Supply & Printing Of Envelops	15/08/2025	378.51
EF182115	28738	Abf Engineering Pty Ltd Apollo Fabrications	Sheet Metal Fabrication	15/08/2025	4,873.00
EF182116	28767	The Trustee For Bugbusters Unit Trust Bug Busters	Pest Control	15/08/2025	4,887.00
EF182117	28785	Sanity Music Stores Pty Ltd Sanity Entertainment	Retail Of Entertainment Products	15/08/2025	1,128.62
EF182118	28800	Bolinda Digital Pty Ltd	Audiobook Publishing And Technology	15/08/2025	1,103.95
EF182119	28815	Weldplas And Services Pty Ltd	Construction - Plastic Fabrication	15/08/2025	1,072.50
EF182120	28830	Carabiner Architects Pty Ltd	Architectural Services	15/08/2025	15,008.03
EF182121	28831	Safepath Pty Ltd	Concrete Footpath Grinding To Remove T	15/08/2025	467.50
EF182122	28852	Cti Couriers Pty Ltd	Courier Services	15/08/2025	2,255.06
EF182123	28862	M & B Excavations Pty Ltd	Civil Construction	15/08/2025	9,284.00
EF182124	28867	Overdrive Australia Pty Ltd	Platform And App Provider. Seller Of Dig	15/08/2025	912.75
EF182125	28873	The Trustee For Sciorio Family Trust Aaa Windscreens & Tinting	Automotive Glass Replacement And Tinting	15/08/2025	6,483.80
EF182126	28887	The Trustee For Stallworthy Business Trust Your Reformer	Reformer Pilates Manufacturer And Distri	15/08/2025	588.00
EF182127	28891	The Trustee For Spencer Family Trust Government Grantguru	Software As A Service	15/08/2025	5,830.00
EF182128	28897	Mcleods Lawyers Pty Ltd Mcleods Lawyers	Legal Service	15/08/2025	9,013.25
EF182129	28901	The Happy Pet Place Pty Ltd The Happy Pet Place	Pet Supplies	15/08/2025	1,212.22
EF182130	28902	Biota Environmental Sciences Pty Ltd Biota Environmental Sciences Pty Ltd	Environmental Consultancy	15/08/2025	1,446.50
EF182131	28906	Chg-Meridan Australia Pty Limited	Leasing	15/08/2025	53,768.07
EF182132	28910	The Trustee For The Pennant Unit Trust Pennant Construction Pty Ltd	Construction A001538	15/08/2025	542,811.80
EF182133	28930	A.C.N. 650 414 903 Pty Ltd Aba Property Maintenance	Property Maintenance	15/08/2025	550.00
EF182134	28947	Baroness Holdings Pty Ltd Tree Planting And Watering	Tree Watering	15/08/2025	264.00
EF182135	28953	Shane Nicholas Tognolini - Freeway Water Dan The Bike Man	Water Cartage	15/08/2025	192.50
EF182136	28958	Ben Sgherza Independent Disability Consultant	Disability Consulting	15/08/2025	1,800.00
EF182137	28967	D.V Battams & Others Hopgoodganim Lawyers	Legal Services	15/08/2025	3,759.25
EF182138	29006	Canningvale Australia Pty Ltd	Retailer	15/08/2025	1,281.39
EF182139	29028	Booktopia Direct Pty Ltd Booktopia	Retail: Book Sales	15/08/2025	51.52
EF182140	29048	The Trustee For The Sharkey Family Trust Precision Pipe Technologies	Trenchless Repairs	15/08/2025	13,255.00
EF182141	29083	Tango Information Technology Pty Ltd Tango It	It Consulting	15/08/2025	5,082.00
EF182142	29125	Nebe Tennille	Events	15/08/2025	2,800.00
EF182143	29127	Global Workwear Investments Pty Ltd Totally Workwear	Workwear	15/08/2025	873.09
EF182144	29142	Kjex Pty Ltd	Career & Employment Expo's	15/08/2025	9,533.00
EF182145	29148	Nordkapp Investments Pty Ltd Trading As Sewer Equipment Comp Sewer Equi	Distributor	15/08/2025	642.40
EF182146	29167	Wa Bus And Ev Solutions Pty Ltd Yutong Bus Centre Wa	Sale, Service & Support Of Yutong Buses A001963	15/08/2025	216,627.15
EF182147	29183	Amanda Hart Manda Art	Indigenous Art Teacher	15/08/2025	1,925.00
EF182148	29185	Dt Infrastructure Pty Ltd	Rail Services / Infrastructure Construct	15/08/2025	4,569.51
EF182149	29188	Rick Green Ricky Green Music	Musician	15/08/2025	825.00
EF182150	29199	Spud Central Pty Ltd	Food Service	15/08/2025	2,000.00
EF182151	29208	Ocean Edge Solutions Pty. Ltd About Bunting	Bunting Manufacture	15/08/2025	1,417.90
EF182152	29216	The Trustee For Crisdale Unit Trust Crisdale Recruitment Group	Recruitment	15/08/2025	303.73
EF182153	88888	Antonino And Giuseppina Giglia	Bond Refunds	15/08/2025	500.00
EF182154	88888	Aquatic Leisure Technologies P/L	Bond Refunds	15/08/2025	56.65

31st August 2025 PAYMENT LISTING

MUNICIPAL FUND

Payment Number	Account Number	Payee Name	Payment Listing Description	Date	Alloc Amount
EF182155	88888	Hbc Shire	Bond Refunds	15/08/2025	472.89
EF182156	88888	Wattleup Road Developments Pty Ltd	Bond Refunds	15/08/2025	47,000.00
EF182157	99997	Southern Cross Village Seniors	Bus Subsidy For Hire	15/08/2025	625.00
EF182158	99997	Miss Jasmine Coe	Sanitary Product Rebate	15/08/2025	45.20
EF182159	99997	Sarah Shipp	Dept Of Comm - Child Protection Services	15/08/2025	278.00
EF182160	99997	Michelle Stockbridge	Refund-Kids Zumba Class	15/08/2025	229.50
EF182161	99997	Sindi O'hara & Peter Pickett	Water Wise Verge Rebate	15/08/2025	250.00
EF182162	99997	Elizabeth Hodgson	Reimbursement For Yps Program	15/08/2025	15.50
EF182163	99997	Gm & Na Adams	Waterwise Verge Scheme Rebate	15/08/2025	250.00
EF182164	99997	St Jerome's Seniors Club	Bus Hire 19/05/25 & 11/03/25	15/08/2025	250.00
EF182165	99997	A Peck And A Warne	Employee Reimbursement	15/08/2025	120.00
EF182166	99997	Bibra Lake Residents Association	Resident Groups Grant Program	15/08/2025	12,550.00
EF182167	99997	Spearwood Primary School	Bus Subsidy 27/06/25	15/08/2025	360.00
EF182168	99997	Hammond Park Catholic Primary School	Reimbursement Bus Hire-Fti000000140	15/08/2025	390.00
EF182169	99997	Wei Chin Juliana Teng	Cctv Residentail Rebate	15/08/2025	500.00
EF182170	99997	Saravanan Rajagopalan	Cctv Residentail Rebate	15/08/2025	500.00
EF182171	99997	Jorge Ferreira	Cctv Residentail Rebate	15/08/2025	500.00
EF182172	99997	Glendie Gamier	Cctv Residentail Rebate	15/08/2025	500.00
EF182173	99997	Ming Yang	Cctv Residentail Rebate	15/08/2025	500.00
EF182174	99997	Stephen Meade	Cctv Residentail Rebate	15/08/2025	500.00
EF182175	99997	Nyrene Jackson	Cctv Residentail Rebate	15/08/2025	500.00
EF182176	99997	Mei Ling Wong	Cctv Residentail Rebate	15/08/2025	500.00
EF182177	99997	Pushpak Sirsat	Swim Class Cancelled	15/08/2025	39.00
EF182178	99997	Jamie Jones	Individual Sponsorship For Afl Masters	15/08/2025	200.00
EF182179	99997	Kyle Flugge	Individual Sponsorship For Afl Masters	15/08/2025	200.00
EF182180	99997	Robert David Allen Arnett	Individual Sponsorship For Afl Masters	15/08/2025	200.00
EF182181	99997	Thomas Brian	Individual Sponsorship For Afl Masters	15/08/2025	200.00
EF182182	99997	Shivani Dhiman	Crossover Contribution Rebate	15/08/2025	500.00
EF182183	99997	James Oxley	Crossover Contribution Rebate	15/08/2025	500.00
EF182184	99997	Jarrad Martino	Crossover Contribution Rebate	15/08/2025	500.00
EF182185	99997	Vidhatri Lakkim Setti	Customer Refund	15/08/2025	127.75
EF182186	99997	Pippa Dennerley	Junior Sport Travel Assistance Grant	15/08/2025	400.00
EF182187	99997	Bd Powell	Junior Sport Travel Assistance Grant	15/08/2025	400.00
EF182188	99997	Cormac Collinson	Junior Sport Travel Assistance Grant	15/08/2025	400.00
EF182189	99997	K L Wallace	Junior Sport Travel Assistance Grant	15/08/2025	400.00
EF182190	99997	Erika Wallington	Junior Sport Travel Assistance Grant	15/08/2025	400.00
EF182191	99997	Rebecca Gray	Junior Sport Travel Assistance Grant	15/08/2025	400.00
EF182192	99997	Katheryn Jones	Junior Sport Travel Assistance Grant	15/08/2025	400.00
EF182193	99997	Pamela Corbyn	Seniors Centre Membership Cancellation	15/08/2025	51.50
EF182194	99997	Maythe Camargo	Customer Refund	15/08/2025	243.75
EF182195	99997	Alexandra Barker	Employee Reimbursment	15/08/2025	377.91

31st August 2025 PAYMENT LISTING

MUNICIPAL FUND

Payment Number	Account Number	Payee Name	Payment Listing Description	Date	Alloc Amount
EF182196	99997	Low M J & Mcaullife M E	Compost Bin Rebate	15/08/2025	50.00
EF182197	99997	Brianna Young	Refund - Sanitary Product Rebate	15/08/2025	27.59
EF182198	99997	C L Allbeury	Refund - Sanitary Product Rebate	15/08/2025	50.00
EF182199	99997	Aisa Mabini	Refund - Unavailability Of Water Feature	15/08/2025	137.50
EF182200	99997	Benjamin David Gould	Individual Sponsorship For Afl Masters	15/08/2025	200.00
EF182201	99997	Nd & Sa Nicholas	Individual Sponsorship For Afl Masters	15/08/2025	200.00
EF182202	99997	Latisha Cully	Employee Reimbursement	15/08/2025	625.00
EF182203	99997	Maria Mastaglia	Cockburn Care Hcp – Maria Mastaglia	15/08/2025	20,093.76
EF182204	99997	Patricia Henwood	Hcp Care Recipient Balance	15/08/2025	3,363.86
EF182205	99997	Alexander Mcqueen	Hcp Care Recipient Balance	15/08/2025	37.18
EF182206	99997	Michael Gibson	Hcp Care Recipient Balance	15/08/2025	6.92
EF182207	99997	Isabella Mcqueen	Hcp Care Recipient Balance	15/08/2025	762.23
EF182208	99997	Ruby Smillie	Hcp Care Recipient Balance	15/08/2025	2,277.14
EF182209	99997	Ann Lang	Hcp Care Recipient Balance	15/08/2025	9.80
EF182210	99997	Kamini Nufield	Refund Book	15/08/2025	25.30
EF182211	99997	Kristy Lewis	Refund Book	15/08/2025	5.50
EF182212	99997	Frances Natanni	Refund Book	15/08/2025	9.90
EF182213	99997	Prashan Hewavitharana	Xover Rebate	15/08/2025	500.00
EF182214	99997	S E Koenders	Sanitary Rebate - Suzan Koenders	15/08/2025	27.90
EF182215	99997	Shamini Joseph	Compost Bin Rebate - Shamini Joseph	15/08/2025	50.00
EF182216	99997	Gwek Imm Khoo	Compost Bin Rebate - Gwek Khoo	15/08/2025	50.00
EF182217	99997	Jessica Ioppolo	Refund - Party Cancellation	15/08/2025	275.00
EF182218	99997	Sharon Chew	Refund - Party Cancellation	15/08/2025	275.00
EF182219	99997	Guardian Exercise Rehabilitation Pty Ltd	Refund Of Julie Mullians Gym Membership	15/08/2025	427.25
EF182220	99997	Nupur Raval	Customer Refund	15/08/2025	275.00
EF182221	99997	Hamilton Hill Community Group	Resident Groups Grant Program	15/08/2025	3,490.00
EF182222	10047	Alinta Energy	Natural Gas & Electricity Supply	15/08/2025	76,456.96
EF182223	11794	Synergy	Electricity Usage/Supplies	15/08/2025	397,199.29
EF182224	28571	Perth Energy Pty Ltd	Energy Supply	15/08/2025	8,157.87
EF182225	99996	Jazam Pty Ltd	Rates and Property related EFT refunds	15/08/2025	1,369.30
EF182226	99996	Vukasin Andric	Rates and Property related EFT refunds	15/08/2025	520.00
EF182227	99996	John Charles Rowe	Rates and Property related EFT refunds	15/08/2025	2,060.99
EF182228	99996	Alfred J Symmans	Rates and Property related EFT refunds	15/08/2025	963.64
EF182229	99996	Vost Property Group	Rates and Property related EFT refunds	15/08/2025	1,389.00
EF182230	99996	Edith Miller	Rates and Property related EFT refunds	15/08/2025	1,700.00
EF182231	99996	Agostinho P De Freitas	Rates and Property related EFT refunds	15/08/2025	1,691.13
EF182232	99996	Harcourts Property Specialists	Rates and Property related EFT refunds	15/08/2025	508.23
EF182233	11758	Req Officers Do Not Use - Water Corp Utility Account Only - Please Refer To 1	Water Usage / Sundry Charges	15/08/2025	40,874.29
EF182234	11760	Water Corporation	Sewer Easement	15/08/2025	4,563.87
EF182235	10152	Aust Services Union	Payroll Deductions	18/08/2025	673.00
EF182236	10154	Australian Taxation Office	Payroll Deductions	18/08/2025	578,644.00

31st August 2025 PAYMENT LISTING

MUNICIPAL FUND

Payment Number	Account Number	Payee Name	Payment Listing Description	Date	Alloc Amount
EF182237	10305	Child Support Agency	Payroll Deductions	18/08/2025	2,583.18
EF182238	19726	Health Insurance Fund Of Wa	Payroll Deductions	18/08/2025	847.80
EF182239	27874	Smartsalary	Salary Packaging/Leasing Administration	18/08/2025	12,700.09
EF182240	28458	Easi Group	Novated Leasing	18/08/2025	18,407.95
EF182241	28741	The Local Government, Racing & Cemeteries Employees Union Wa Lgrceu	Union	18/08/2025	54.00
EF182242	28890	Construction Forestry Mining Energy Union - Construction & G Cfmeu Wa - Co	Payroll Deductions	18/08/2025	30.00
EF182243	10923	Major Motors Pty Ltd	Repairs/Maintenance Services	19/08/2025	27.50
EF182244	17550	The Irrigation Association Of Aust	Subscription	19/08/2025	2,323.00
EF182245	26987	Cti Risk Management	Security - Cash Collection	19/08/2025	975.60
EF182246	28471	Telstra Limited	Telecommunications	19/08/2025	18,409.47
EF182247	99997	Family Day Care	Fdc Payments W/E 17/08/2025	21/08/2025	29,494.01
EF182248	10071	Onemusic Australia	Licence - Performing Rights	26/08/2025	23,947.36
EF182249	11635	City Of Kwinana	Contribution To Lsl & Advertising	26/08/2025	9,464.01
EF182250	26901	Alyka Pty Ltd	Digital Consultancy And Web Development	26/08/2025	275.00
EF182251	26987	Cti Risk Management	Security - Cash Collection	26/08/2025	1,151.85
EF182252	27985	Rosmech Sales & Service Pty Ltd	Road Sweeper	26/08/2025	3,900.36
EF182253	99997	Reframe Wa Consulting	Tax Invoice 897	26/08/2025	1,100.00
EF182254	99996	Charlotte Cain	Rates and Property related EFT refunds	29/08/2025	150.00
EF182255	99996	Veolia Recycling & Recovery Perth Pty Ltd	Rates and Property related EFT refunds	29/08/2025	45,319.85
EF182256	99996	Peter J Amm	Rates and Property related EFT refunds	29/08/2025	118.30
EF182257	99996	Peter J Amm	Rates and Property related EFT refunds	29/08/2025	110.00
EF182258	99996	K & M Powdercoating Pty Ltd T/As Advance	Rates and Property related EFT refunds	29/08/2025	147.00
EF182259	99996	Brajovich Demolition	Rates and Property related EFT refunds	29/08/2025	192.89
EF182260	99996	Diamond Realty	Rates and Property related EFT refunds	29/08/2025	556.53
EF182261	99996	Austpro Properties	Rates and Property related EFT refunds	29/08/2025	713.71
EF182262	99996	Colette J Bewsey & Jose M Deflorencas	Rates and Property related EFT refunds	29/08/2025	600.00
EF182263	99996	Linda Jownally	Rates and Property related EFT refunds	29/08/2025	500.00
EF182264	99996	Yard Property	Rates and Property related EFT refunds	29/08/2025	631.22
EF182265	99996	Valentina Battista	Rates and Property related EFT refunds	29/08/2025	4,000.00
EF182266	99996	Nicole A Shaw	Rates and Property related EFT refunds	29/08/2025	760.63
EF182267	99996	Settle On Point	Rates and Property related EFT refunds	29/08/2025	2,781.48
EF182268	99996	Daniel Khan	Rates and Property related EFT refunds	29/08/2025	15.00
EF182277	27492	Superchoice Services Pty Limited	Payroll Deductions	26/08/2025	1,251,594.12
EF182278	10040	Australian Institute Of Building Surveyors	Membership & Training Services	29/08/2025	280.00
EF182279	10097	Blackwoods Atkins	Engineering Supplies	29/08/2025	89.76
EF182280	10184	Benara Nurseries	Plants	29/08/2025	4,232.48
EF182281	10207	Boc Gases	Gas Supplies	29/08/2025	144.15
EF182282	10221	Bp Australia Pty Ltd	Diesel/Petrol Supplies	29/08/2025	29,155.53
EF182283	10226	Bridgestone Australia Ltd	Tyre Services	29/08/2025	1,635.17
EF182284	10231	Brooks Hire	Hire Services - Equipment	29/08/2025	396.00
EF182285	10244	Building & Const Industry Training Fund	Levy Payment	29/08/2025	34,660.89

31st August 2025 PAYMENT LISTING

MUNICIPAL FUND

Payment Number	Account Number	Payee Name	Payment Listing Description	Date	Alloc Amount
EF182286	10246	Bunnings Building Supplies Pty Ltd	Hardware Supplies	29/08/2025	3,875.11
EF182287	10333	Cjd Equipment Pty Ltd	Hardware Supplies	29/08/2025	4,358.15
EF182288	10352	Cockburn Bowling & Recreational Club Inc Cockburn Barc	Recreation Club	29/08/2025	29,371.52
EF182289	10368	Cockburn Wetlands Education Centre	Community Grant	29/08/2025	165.00
EF182290	10384	Proglity Pty Ltd	Communication Services	29/08/2025	940.67
EF182291	10459	David Gray & Co Pty Ltd	Mobile Garbage Bins	29/08/2025	12,980.00
EF182292	10483	Landgate	Mapping/Land Title Searches	29/08/2025	1,097.26
EF182293	10526	E & Mj Rosher Pty Ltd	Mower Equipment	29/08/2025	5,800.32
EF182294	10535	Workpower Incorporated	Employment Services - Planting	29/08/2025	2,136.92
EF182295	10609	Forestvale Trees Pty Ltd	Plants - Trees/Shrubs	29/08/2025	2,134.00
EF182296	10683	Gronbek Security	Locksmith Services	29/08/2025	1,065.15
EF182297	10708	Heavy Automatics Pty Ltd	Equipment Maintenance Services	29/08/2025	9,630.50
EF182298	10787	Jandakot Accident Repair Centre	Panel Beating Services	29/08/2025	1,000.00
EF182299	10794	Jason Signmakers	Signs	29/08/2025	15,305.83
EF182300	10878	Abcorp Australasia Pty Ltd	Printing Services	29/08/2025	1,644.50
EF182301	10912	M2 Technology Group	Messaging Services	29/08/2025	396.00
EF182302	10913	Bucher Municipal Pty Ltd	Purchase Of New Plant / Repair Services	29/08/2025	6,176.10
EF182303	10923	Major Motors Pty Ltd	Repairs/Maintenance Services A001503	29/08/2025	468,845.54
EF182304	10942	Mcgees Property	Property Consultancy Services	29/08/2025	12,925.00
EF182305	11032	Noise & Vibration Measurement Systems	Measuring Equipment/Services	29/08/2025	7,073.00
EF182306	11036	Northlake Electrical Pty Ltd	Electrical Services	29/08/2025	23,628.71
EF182307	11152	Fulton Hogan Industries Pty Ltd	Road Maintenance	29/08/2025	12,672.00
EF182308	11182	Premium Brake & Clutch Services Pty Ltd	Brake Services	29/08/2025	1,302.40
EF182309	11307	Satellite Security Services Pty Ltd	Security Services	29/08/2025	25,266.48
EF182310	11387	Bibra Lake Soils	Soil & Limestone Supplies	29/08/2025	586.00
EF182311	11425	Resource Recovery Group	Waste Disposal Gate Fees	29/08/2025	1,080.00
EF182312	11469	Sports Turf Technology Pty Ltd	Turf Consultancy Services	29/08/2025	9,295.00
EF182313	11483	St John Ambulance Aust Wa Operations	First Aid Courses	29/08/2025	365.00
EF182314	11511	Statewide Bearings	Bearing Supplies	29/08/2025	198.00
EF182315	11554	Taylor Marine	Marine Equipment	29/08/2025	994.42
EF182316	11619	Titan Ford	Purchase Of Vehicles & Servicing	29/08/2025	650.35
EF182317	11632	Town Of Bassendean	Youth Services	29/08/2025	337.50
EF182318	11684	University Of Western Australia	Educational/Research Services	29/08/2025	7,150.00
EF182319	11690	Urban Development Institute Of Australia Western Australian Urban Developm	Membership Organisation Representing All	29/08/2025	1,920.00
EF182320	11699	Vernon Design Group	Architectural Services	29/08/2025	675.00
EF182321	11701	Vibra Industrial Filtration Australasia	Filter Supplies	29/08/2025	548.90
EF182322	11793	Western Irrigation Pty Ltd	Irrigation Services/Supplies	29/08/2025	28,401.43
EF182323	11795	Western Power	Street Lighting Installation & Service A000001	29/08/2025	129,009.74
EF182324	11828	Worldwide Online Printing - O'connor	Printing Services	29/08/2025	685.00
EF182325	11835	Wurth Australia Pty Ltd	Hardware Supplies	29/08/2025	989.50
EF182326	11847	Yangebup Primary School	Grants & Donations	29/08/2025	385.00

31st August 2025 PAYMENT LISTING

MUNICIPAL FUND

Payment Number	Account Number	Payee Name	Payment Listing Description	Date	Alloc Amount
EF182327	11854	Zipform Pty Ltd	Printing Services	29/08/2025	1,378.34
EF182328	11873	Wattleup Tractors	Hardware Supplies	29/08/2025	1,055.14
EF182329	12153	Hays Personnel Services Pty Ltd	Employment Services	29/08/2025	25,777.46
EF182330	12207	Civica Pty Ltd	Software Support/Licence Fees	29/08/2025	2,078.53
EF182331	12458	Kite Kinetics	Entertainment Services	29/08/2025	180.00
EF182332	13068	Standards Australia	Copyright Licensing	29/08/2025	5,503.30
EF182333	13102	Michael Page International (Australia) Pty Ltd	Employment Services	29/08/2025	4,932.84
EF182334	13475	The Trustee For Burgess Rawson Wa Unit Trust Burgess Rawson (Wa) Pty Ltd	Property Management	29/08/2025	9,043.21
EF182335	13834	Sulo Mgb Australia Pty Ltd	Mobile Garbage Bins A000074	29/08/2025	86,717.97
EF182336	14297	Artref Pty Ltd	Printing Cartridges	29/08/2025	664.40
EF182337	14350	Baileys Fertiliser	Fertiliser Supplies	29/08/2025	3,707.86
EF182338	14530	Donald Veal Consultants Pty Ltd	Consultancy Services	29/08/2025	22,647.24
EF182339	14665	Ang, Chin San Sanny Ang	Entertainment Services - Origami	29/08/2025	298.00
EF182340	15134	Dmd Shelving Systems	Pallet Racking, Storage Components	29/08/2025	328.53
EF182341	15393	Stratagreen	Hardware Supplies	29/08/2025	2,480.50
EF182342	15550	Apacaid Inc	Plants & Landscaping Services	29/08/2025	1,500.00
EF182343	15588	Natural Area Consulting Management Services	Weed Spraying	29/08/2025	7,062.00
EF182344	15746	Western Australia Police Service	Police Clearances	29/08/2025	70.40
EF182345	16064	Cms Engineering	Airconditioning Services	29/08/2025	4,441.58
EF182346	16107	Wren Oil	Waste Disposal Services	29/08/2025	704.00
EF182347	17345	Kennards Hire - Myaree	Equipment Hire	29/08/2025	2,098.80
EF182348	18126	Dell Australia Pty Ltd	Computer Hardware	29/08/2025	503.80
EF182349	18799	Down To Earth Training & Assessing	Training Services	29/08/2025	2,950.00
EF182350	18962	Sealanes (1985) P/L	Catering Supplies	29/08/2025	1,582.20
EF182351	19107	Forever Shining Artforms Wa	Parks Infrastructure Services	29/08/2025	3,770.00
EF182352	19533	Woolworths Group Ltd (Woolworths & Big W)	Groceries	29/08/2025	3,247.89
EF182353	20000	Aust West Auto Electrical Pty Ltd	Auto Electrical Services	29/08/2025	3,562.24
EF182354	20549	A1 Carpet, Tile & Grout Cleaning	Cleaning Services - Tiles/Carpet	29/08/2025	880.00
EF182355	21139	Austraffic Wa Pty Ltd	Traffic Surveys	29/08/2025	2,255.00
EF182356	21291	The Worm Shed	Environmental Education	29/08/2025	1,577.00
EF182357	21294	Cat Haven	Animal Services	29/08/2025	4,541.00
EF182358	21469	John Hughes Volkswagen	Purchase Of New Vehicle A000001 - CON03 - VQR24/25-10	29/08/2025	94,885.11
EF182359	21627	Manheim Pty Ltd	Impounded Vehicles	29/08/2025	1,292.50
EF182360	21744	Jb Hi Fi - Commercial	Electronic Equipment	29/08/2025	6,629.29
EF182361	22106	Intellife Group	Services - Daip	29/08/2025	11,075.08
EF182362	22339	Edith Cowan University	Educational Services - Tertiary	29/08/2025	750.00
EF182363	22404	Cleverpatch Pty Ltd	Arts/Craft Supplies	29/08/2025	908.86
EF182364	22553	Brownes Food Operations	Catering Supplies	29/08/2025	991.05
EF182365	22613	Vicki Royans	Artistic Services	29/08/2025	640.00
EF182366	22752	Elgas Limited	Gas Supplies	29/08/2025	363.72
EF182367	22859	Top Of The Ladder	Gutter Cleaning Services	29/08/2025	4,257.00

31st August 2025 PAYMENT LISTING

MUNICIPAL FUND

Payment Number	Account Number	Payee Name	Payment Listing Description	Date	Alloc Amount
EF182368	23457	Totally Workwear Fremantle	Clothing - Uniforms	29/08/2025	2,640.71
EF182369	24655	Automasters Spearwood	Vehicle Servicing	29/08/2025	372.70
EF182370	24748	Pearmans Electrical & Mechanical Services P/L	Electrical Services A001593	29/08/2025	78,228.26
EF182371	24974	Scott Print	Printing Services	29/08/2025	19,120.20
EF182372	25102	Fremantle Mobile Welding	Welding Services	29/08/2025	3,938.00
EF182373	25418	Cs Legal	Legal Services	29/08/2025	3,056.84
EF182374	25731	Wheelie Clean	Cleaning Services	29/08/2025	90.00
EF182375	26162	Randstad Pty Ltd	Employment Services	29/08/2025	413.34
EF182376	26257	Paperbark Technologies Pty Ltd	Arboricultural Consultancy Services	29/08/2025	6,842.46
EF182377	26303	Gecko Contracting Turf & Landscape Maintenance	Turf & Landscape Maintenance	29/08/2025	3,395.48
EF182378	26314	Cpe Group	Temporary Employment Services	29/08/2025	2,977.26
EF182379	26470	Scp Conservation	Fencing Services	29/08/2025	5,324.00
EF182380	26558	Healthcare Australia Pty Ltd	Temporary Employment Services	29/08/2025	625.25
EF182381	26677	Australia And New Zealand Recycling Platform Limited	Not- For-Profit Member Services Body	29/08/2025	4,317.85
EF182382	26698	Melville Mitsubishi	Purchase Of New Vehicles & Maintenance	29/08/2025	687.10
EF182383	26735	Shane McMaster Surveys	Survey Services	29/08/2025	2,750.00
EF182384	26743	Statewide Turf Services	Turf Renovation	29/08/2025	14,080.00
EF182385	26754	Connect Call Centre Services	Call Centre Services	29/08/2025	4,038.93
EF182386	26827	Good Samaritan Industries	Business Mail House Solutions, Warehousi	29/08/2025	2,640.00
EF182387	26848	Melanie Maclou	Artistic Services	29/08/2025	1,500.00
EF182388	26854	Whs Foundation	Training	29/08/2025	1,980.00
EF182389	26923	Woodlands	Rubbish Collection Equipment	29/08/2025	6,837.60
EF182390	26929	Elan Energy Matrix Pty Ltd	Recycling Services	29/08/2025	1,812.32
EF182391	26946	Av Truck Services Pty Ltd	Truck Dealership	29/08/2025	859.64
EF182392	26964	South Metropolitan Tafe	Education	29/08/2025	102.75
EF182393	26985	Access Icon Pty Ltd	Drainage Products	29/08/2025	5,940.00
EF182394	27010	Quantum Building Services Pty Ltd	Building Maintenance	29/08/2025	6,850.53
EF182395	27011	Baileys Marine Fuel Australia	Fuel	29/08/2025	102.68
EF182396	27015	Intelli Trac	Gps Tracking	29/08/2025	7,084.00
EF182397	27023	Solargain Pv Pty Ltd	Solar Energy Provider	29/08/2025	325.00
EF182398	27028	Technogym Australia Pty Ltd	Fitness Equipment	29/08/2025	2,320.22
EF182399	27031	Downer Edi Works Pty Ltd	Asphalt Services	29/08/2025	176.12
EF182400	27032	Wtp Australia Pty Ltd	Quantity Surveyors	29/08/2025	3,678.40
EF182401	27046	Tfh Hire Services Pty Ltd	Hire Fencing	29/08/2025	317.68
EF182402	27054	Vocus Pty Ltd	Telecommunications	29/08/2025	12,245.20
EF182403	27059	Frontline Fire & Rescue Equipment	Manufacture-Fire Vehicles/Equipment	29/08/2025	11,754.95
EF182404	27065	Westbooks	Books	29/08/2025	6,537.59
EF182405	27071	Pro-Am Australia	Swimwear, Aquatic Products	29/08/2025	1,540.70
EF182406	27082	Kulbardi Pty Ltd	Stationery Supplies	29/08/2025	2,523.53
EF182407	27092	Sprayline Spraying Equipment	Spraying Equipment	29/08/2025	473.00
EF182408	27154	Veolia Recycling & Recovery Pty Ltd	Waste Services	29/08/2025	2,154.43

31st August 2025 PAYMENT LISTING

MUNICIPAL FUND

Payment Number	Account Number	Payee Name	Payment Listing Description	Date	Alloc Amount
EF182409	27168	Nightlife Music Pty Ltd	Music Management	29/08/2025	465.53
EF182410	27169	Natural Power Solutions Pty Ltd	Power Supply Protection, Products & Serv	29/08/2025	5,742.00
EF182411	27172	Artery Media Solutions	Artwork Design	29/08/2025	1,650.00
EF182412	27177	Rentokil Initial Pty Ltd (Initial Hygiene)	Hygiene	29/08/2025	3,600.41
EF182413	27231	Civil Survey Solutions Pty Ltd	Consultancy - Engineering A000001	29/08/2025	70,092.00
EF182414	27241	Landscape Elements	Landscaping Services	29/08/2025	34,097.72
EF182415	27246	Veale Auto Parts	Spare Parts Mechanical	29/08/2025	481.70
EF182416	27334	Westcare Print	Printing Services	29/08/2025	953.30
EF182417	27377	Accidental Health And Safety - Perth	First Aid Supplies	29/08/2025	271.35
EF182418	27381	Fit For Life Exercise Physiology	Exercise Classes	29/08/2025	2,280.00
EF182419	27385	Programmed Electrical Technologies	Electrical Services	29/08/2025	3,954.70
EF182420	27404	K2 Audiovisual Pty Ltd	Audio Visual Equipment	29/08/2025	726.00
EF182421	27423	Mechanical Project Services Pty Ltd	Airconditioning Services	29/08/2025	12,177.01
EF182422	27437	Pb Reticulation & Maintenance Services Pty Ltd	Irrigation Services	29/08/2025	22,121.77
EF182423	27439	Pumpeng Pty Ltd	Pumps	29/08/2025	3,214.34
EF182424	27507	Serco Facilities Management Pty Ltd	Cleaning Services C100831	29/08/2025	117,622.23
EF182425	27548	Standing Fork	Catering	29/08/2025	13,403.50
EF182426	27613	Redimed Pty Ltd	Medical & Health Services	29/08/2025	8,793.95
EF182427	27631	Aquatic Services Wa Pty Ltd	Pool Equipment & Maintenance	29/08/2025	7,293.91
EF182428	27695	Qtm Pty Ltd	Traffic Management	29/08/2025	8,547.11
EF182429	27751	Es2 Pty Ltd	Cyber Space Security	29/08/2025	19,396.00
EF182430	27757	Ground Support Systems (Aust)	Shoring Equipment	29/08/2025	17,748.06
EF182431	27794	Domus Nursery	Plant Nursery	29/08/2025	1,659.33
EF182432	27797	City Lift Services Pty Ltd	Lift Maintenance	29/08/2025	1,804.00
EF182433	27815	Adilam Technologies	Technologie Solutions	29/08/2025	30,445.25
EF182434	27819	Axiis Contracting Pty Ltd	Concrete Works	29/08/2025	9,372.55
EF182435	27829	Smec Australia Pty Ltd	Consultancy - Engineering	29/08/2025	35,947.07
EF182436	27850	Dowsing Group Pty Ltd	Concreting Services A001592	29/08/2025	481,826.30
EF182437	27890	Tabec Pty Ltd	Engineering Services	29/08/2025	26,904.90
EF182438	27916	Body Bike Australia Pty Ltd	Bike Repairs & Servicing	29/08/2025	4,010.89
EF182439	27917	Go Doors Advanced Automation	Door Maintenance & Repair	29/08/2025	6,813.11
EF182440	27931	Big Ass Fans Australia Pty Ltd	Ceiling Fans	29/08/2025	5,995.00
EF182441	27953	Truckline	Spare Parts, Truck/Trailer	29/08/2025	220.22
EF182442	27969	Perfect Gym Solutions	Software For Gym's	29/08/2025	22,220.77
EF182443	27984	Sabrina Fenwick	Excercise Classes	29/08/2025	240.00
EF182444	28003	Taylor Made Design	Graphic Design	29/08/2025	412.50
EF182445	28049	Copy Magic	Printing Services	29/08/2025	1,357.40
EF182446	28058	Sage Consulting Engineers Pty Ltd	Consultancy - Engineering	29/08/2025	11,957.00
EF182447	28080	Yacht Grot 1985 Pty Ltd	Marine	29/08/2025	1,996.28
EF182448	28082	For Blue Pty Ltd	Consultancy - Economic	29/08/2025	30,937.50
EF182449	28123	Mandan Holdings Pty Ltd T/A Woollahra Group	Chemical & Paper Manufacturer & Distributor	29/08/2025	222.35

31st August 2025 PAYMENT LISTING

MUNICIPAL FUND

Payment Number	Account Number	Payee Name	Payment Listing Description	Date	Alloc Amount
EF182450	28124	Air-Met Scientific Pty Ltd	Professional And Scientific Goods Wholes	29/08/2025	137.50
EF182451	28162	Lift Equipt Pty Ltd	Forklift Hire, Sales & Services	29/08/2025	834.89
EF182452	28169	Nexacu	Excel Courses	29/08/2025	5,310.00
EF182453	28196	Brightmark Group Pty Ltd	Cleaning Services	29/08/2025	11,933.53
EF182454	28201	Select Fresh	Food Supplies	29/08/2025	429.09
EF182455	28211	Nordic Fitness Equipment	Fitness Equipment	29/08/2025	3,270.00
EF182456	28215	Complete Office Supplies Pty Ltd	Stationery	29/08/2025	431.39
EF182457	28241	Swift Flow Pty Ltd	Plumbing	29/08/2025	7,874.70
EF182458	28261	Hazed Services Pty Ltd	Safety - Roof	29/08/2025	3,830.75
EF182459	28277	Gesha Coffee Co	Coffee Supplies	29/08/2025	1,496.00
EF182460	28303	Miracle Recreation Equipment	Playground Equipment	29/08/2025	12,356.30
EF182461	28329	Certex Lifting Pty Ltd	Lifting Equipment And Testing	29/08/2025	899.16
EF182462	28371	Flexi Staff	Employment Services	29/08/2025	4,675.83
EF182463	28392	Mcs Civil Contracting	Engineering/Earthworks	29/08/2025	3,888.50
EF182464	28409	Sanpoint Pty Ltd (Ld Total)	Landscape Services	29/08/2025	31,409.35
EF182465	28426	Power Paving Pty Ltd	Paving Services	29/08/2025	11,517.00
EF182466	28428	Wa Bolts Pty Ltd	Fixings & Fasteners	29/08/2025	17.88
EF182467	28437	Building & Industrial Cleaning Services	Cleaning Services	29/08/2025	64,188.20
EF182468	28454	Aussie Natural Spring Water	Water Supplies	29/08/2025	379.05
EF182469	28516	Classic Hire	Equipment Hire	29/08/2025	1,441.00
EF182470	28522	Bing Technologies Pty Ltd	Mailing Services	29/08/2025	115.65
EF182471	28544	Forpark Australia 4Park Pty Ltd	Fitness Equipment	29/08/2025	12,430.00
EF182472	28568	Solo Resource Recovery	Waste & Recycling Collection Services	29/08/2025	67,564.42
EF182473	28569	Choiceone Pty Ltd	Recruitment Services	29/08/2025	15,430.98
EF182474	28570	Kaya Kwoberdak	Bush Medicine Healing Workshops	29/08/2025	1,000.00
EF182475	28621	Imprint Plastic	Printing	29/08/2025	67.65
EF182476	28632	Total Connections Pty Ltd	Hose, Hydraulics & Fire Protection Servi	29/08/2025	705.79
EF182477	28655	Rockingham Glass Reads West Coast Maintenance Pty Ltd	Emergency Glass Repair	29/08/2025	2,987.60
EF182478	28707	Abco Health Care Pty Ltd	Health Care	29/08/2025	319.00
EF182479	28713	Ellenby Pty Ltd Ellenby Tree Farm Pty Ltd	Tree Farm	29/08/2025	1,546.60
EF182480	28740	The Trustee For The Carus Thompson Family Trust Carus Thompson Family T	Music	29/08/2025	1,320.00
EF182481	28760	Spawtz Pty Ltd	Competition Management And Payments Soft	29/08/2025	1,897.39
EF182482	28767	The Trustee For Bugbusters Unit Trust Bug Busters	Pest Control	29/08/2025	784.00
EF182483	28823	Synergy Business Systems Pty Ltd Boss Industrial	Industrial Supply	29/08/2025	416.02
EF182484	28862	M & B Excavations Pty Ltd	Civil Construction	29/08/2025	770.00
EF182485	28871	The Trustee For The Dunlop Family Trust Sealed Fabrication Wa Pty Ltd	Aluminium Fabrication	29/08/2025	8,372.10
EF182486	28897	Mcleods Lawyers Pty Ltd Mcleods Lawyers	Legal Service	29/08/2025	2,248.40
EF182487	28908	Acquia Inc	Digital Experience	29/08/2025	3,471.80
EF182488	28910	The Trustee For The Pennant Unit Trust Pennant Construction Pty Ltd	Construction	29/08/2025	82,671.51
EF182489	28917	The Real Good Company Pty Ltd Wjs Training	Professional First Aid And Cpr Training	29/08/2025	1,650.00
EF182490	28919	Play Check Pty Ltd Play Check	Testing - Playground Auditing & Testing	29/08/2025	49,857.50

31st August 2025 PAYMENT LISTING

MUNICIPAL FUND

Payment Number	Account Number	Payee Name	Payment Listing Description	Date	Alloc Amount
EF182491	28927	Veolia Recycling & Recovery (Perth) Pty Ltd Veolia Recycling & Recovery (Per	Waste Recycling And Recovery	29/08/2025	49,086.76
EF182492	28947	Baroness Holdings Pty Ltd Tree Planting And Watering	Tree Watering	29/08/2025	2,671.94
EF182493	28953	Shane Nicholas Tognolini - Freeway Water Dan The Bike Man	Water Cartage	29/08/2025	385.00
EF182494	28998	S.N Aroney & A.P Brown Mills Oakley	Legal Services	29/08/2025	17,095.65
EF182495	29039	Marketing Why Pty Ltd	Brand Consultancy	29/08/2025	2,200.00
EF182496	29068	The Trustee For Franz Family Trust Franz Building Supplies	Building Materials Supplier	29/08/2025	275.37
EF182497	29070	Delta Fabrication Pty Ltd Delta Roofing	Roofing Services	29/08/2025	1,386.00
EF182498	29082	Flyt Pty Ltd Flyt Pty Ltd	Transport Planning	29/08/2025	6,215.00
EF182499	29101	Christy Nestor Goody Guts	Gut Health Education And Coaching	29/08/2025	1,160.00
EF182500	29112	Emily Claire Paull	Events - Author And Illustrator	29/08/2025	325.00
EF182501	29127	Global Workwear Investments Pty Ltd Totally Workwear	Workwear	29/08/2025	1,026.83
EF182502	29140	Sasha Wasley	Author And Presenter	29/08/2025	488.00
EF182503	29147	Spyrides, Kyle Ross	Photography And Videography	29/08/2025	495.00
EF182504	29169	Ja Johnson & Rh Johnson Doves Of Love	Doves Of Love. Releasing White Birds	29/08/2025	250.00
EF182505	29187	Broven Pty Ltd Australian Screen Printing Supplies & Geostick Labels	Screen Printing Supplies	29/08/2025	2,090.44
EF182506	29203	Horsley, Lorraine Word On A Wire Writing Services	Author Talk	29/08/2025	250.00
EF182507	29216	The Trustee For Crisdale Unit Trust Crisdale Recruitment Group	Recruitment	29/08/2025	5,402.39
EF182508	29217	People And Property Enterprises Pty Ltd Property Fire Maintenance	Fire Protection Services	29/08/2025	382.80
EF182509	29221	Sweeney Hire Pty Ltd Sweeney Hire	Earthworks - Landfill And Civil	29/08/2025	5,799.20
EF182510	29225	Gavin John Bryden A. P. Worx Aquarium & Pond Maintenance	Aquarium & Pond Maintenance	29/08/2025	104.50
EF182511	29228	Source Business Partners Pty Ltd Source Business Partners	Professional Services	29/08/2025	6,313.78
EF182512	29230	Rainstorm Dust Control Pty Ltd	Dust Suppression Chemicals And Services	29/08/2025	9,900.00
EF182513	29233	Pentland Australia Pty Limited Speedo Australia	Design, Manufacture, And Distribution Of	29/08/2025	3,967.15
EF182514	29241	Brazilian Community Association Inc.	Community Activities	29/08/2025	400.00
EF182515	11794	Synergy	Electricity Usage/Supplies	29/08/2025	67,937.23
EF182516	28571	Perth Energy Pty Ltd	Energy Supply	29/08/2025	105.42
EF182517	88888	Ecp Acquisitions 6 Pty Ltd	Bond refund	29/08/2025	218,350.09
EF182518	88888	James & Michelle Illingsworth	Bond refund	29/08/2025	3,875.00
EF182519	88888	Mate Dropulic	Bond refund	29/08/2025	26,782.00
EF182520	88888	Chad Harris	Bond refund	29/08/2025	500.00
EF182521	88888	Jake Miller	Bond refund	29/08/2025	500.00
EF182522	99997	Servau Offcl. Departmental Recpts&Paymen	Document Number : 180168667	29/08/2025	234.63
EF182523	99997	Glenn Swannell	Bird Bath Rebate Refund	29/08/2025	50.00
EF182524	99997	Adam Jones	Bird Bath Rebate Refund	29/08/2025	49.99
EF182525	99997	William Harney	Senior Security Rebate	29/08/2025	100.00
EF182526	99997	Janet Wells	Senior Security Rebate	29/08/2025	200.00
EF182527	99997	Patricia Saunders	Senior Security Rebate	29/08/2025	300.00
EF182528	99997	Graeme Soiland	Senior Security Rebate	29/08/2025	200.00
EF182529	99997	Robert Hawkins	Senior Security Rebate	29/08/2025	200.00
EF182530	99997	Steven M McGill	Bird Bath Rebate - Steve McGill	29/08/2025	50.00
EF182531	99997	Vj Hartill & Gl Maker	Employee Reimbursment	29/08/2025	257.89

31st August 2025 PAYMENT LISTING

MUNICIPAL FUND

Payment Number	Account Number	Payee Name	Payment Listing Description	Date	Alloc Amount
EF182532	99997	Aaee (Wa Chapter)	Small Events Sponsorship-Little Green St	29/08/2025	2,849.00
EF182533	99997	Tara Dutta Bhatta	Reimbursement Of Fees - 25% Contribution	29/08/2025	5,411.75
EF182534	99997	Jessica Jensen	Rebate - Waterwise Verge Scheme	29/08/2025	250.00
EF182535	99997	Cockburn City Soccer Club	Soccer Tournament - Donation	29/08/2025	200.00
EF182536	99997	Fremantle Futsal Club Inc	Sports Equipment Grant	29/08/2025	1,000.00
EF182537	99997	Colby Salmon	Sport Travel Assistance Grant	29/08/2025	400.00
EF182538	99997	Toby & Kim Lewis	Sport Travel Assistance Grant	29/08/2025	400.00
EF182539	99997	Amanda Pearse	Rebate - Waterwise Verge Scheme	29/08/2025	250.00
EF182540	99997	K And E Grant	Rebate - Waterwise Verge Scheme	29/08/2025	500.00
EF182541	99997	Sophie Ogilvie Preston	Rebate - Waterwise Verge Scheme	29/08/2025	500.00
EF182542	99997	Jay Border	Crossover Rebate Refund	29/08/2025	500.00
EF182543	99997	Aldo Tessarin	Senior Security Rebate	29/08/2025	200.00
EF182544	99997	Dawn Robinson	Senior Security Rebate	29/08/2025	100.00
EF182545	99997	Russell Sloan	Senior Security Rebate	29/08/2025	200.00
EF182546	99997	Mary Garbin	Senior Security Rebate	29/08/2025	300.00
EF182547	99997	Liz Moses	Senior Security Rebate	29/08/2025	200.00
EF182548	99997	David Davies	Senior Security Rebate	29/08/2025	100.00
EF182549	99997	Kaye Southern	Senior Security Rebate	29/08/2025	500.00
EF182550	99997	Timothy Eddy	Individual Sponsorship For Afl Masters	29/08/2025	200.00
EF182551	99997	Astrid Hentschel	Waterwise Rebate	29/08/2025	250.00
EF182552	99997	Damian Orlando	Cctv Residentail Rebate	29/08/2025	500.00
EF182553	99997	Yu-Jane Huang	Cctv Residentail Rebate	29/08/2025	500.00
EF182554	99997	Diana Vu	Cctv Residentail Rebate	29/08/2025	500.00
EF182555	99997	Tamara Sabinasz	Cctv Residentail Rebate	29/08/2025	500.00
EF182556	99997	Kelly Jones	Cctv Residentail Rebate	29/08/2025	500.00
EF182557	99997	Pok Him Tang	Cctv Residentail Rebate	29/08/2025	500.00
EF182558	99997	Leorax Dimaunahan	Cctv Residentail Rebate	29/08/2025	500.00
EF182559	99997	Vinicius Marinho	Cctv Residentail Rebate	29/08/2025	500.00
EF182560	99997	Sandra Zuvela	Cctv Residentail Rebate	29/08/2025	500.00
EF182561	99997	MelissaCreagh	Individual Sponsorship For 2025	29/08/2025	500.00
EF182562	99997	Drew J Ward	Waterwise Rebate	29/08/2025	250.00
EF182563	99997	Aubin Grove Primary School	Bus Subsidy - Invoice 15145	29/08/2025	330.00
EF182564	99997	Port Coogee Community Association	Reimbursement For Po Box	29/08/2025	160.75
EF182565	99997	Leonard Drew	Cockburn Care Hcp - Leonard Drew	29/08/2025	3,561.50
EF182566	99997	Melville Care	Jrenwickcbrl	29/08/2025	724.03
EF182567	99997	Beeliar Community Association	Resident Groups Grant Program	29/08/2025	440.00
EF182568	99997	Catherine Point Community Group	Resident Groups Grant Program	29/08/2025	3,159.00
EF182569	99997	Zurich Australian Insurance Limited	Duplicate Payment: #00041/Corp/08	29/08/2025	427.25
EF182570	99997	Lucy Mcknight	Compost Bin Rebate	29/08/2025	49.99
EF182571	99997	Ka Wing Kelvin Wong	Study Reimbursement	29/08/2025	691.00
EF182572	99997	Wesley Brown	Refund - End Of Season Game Cancellation	29/08/2025	77.00

31st August 2025 PAYMENT LISTING

MUNICIPAL FUND

Payment Number	Account Number	Payee Name	Payment Listing Description	Date	Alloc Amount
EF182573	99997	Jillian Wallen	Bird Bath Rebate Refund	29/08/2025	50.00
EF182574	99997	J W Naughtin & C A Fitzpatrick	Habitat For Homes Bird Bath Rebate	29/08/2025	50.00
EF182575	99997	Nathan Hogan	Crossover Claim	29/08/2025	500.00
EF182576	99997	Freo Creative - Kye Howard	Business Economic Development Grant	29/08/2025	4,400.00
EF182577	99997	Allfield Residential Air Conditioning Se	Business Economic Development Grant	29/08/2025	4,400.00
EF182578	99997	Asset Reliability Inspections - Emily Wa	Business Economic Development Grant	29/08/2025	4,400.00
EF182579	99997	Drive Assist - Kelsey Kiewiet	Business Economic Development Grant	29/08/2025	5,500.00
EF182580	99997	Mediaboss - Mark Anthony	Business Economic Development Grant	29/08/2025	4,400.00
EF182581	99997	Big Iron Services - David Downsborough	Business Economic Development Grant	29/08/2025	2,200.00
EF182582	99997	Tirohanga Counselling - Gabrielle Walker	Business Economic Development Grant	29/08/2025	2,200.00
EF182583	99997	Davos Deals - Ian Davies	Business Economic Development Grant	29/08/2025	1,762.77
EF182584	99997	Keyhive - Lauren Mijatovic	Business Economic Development Grant	29/08/2025	5,500.00
EF182585	99997	White Space Mental Health - Penny Jakovc	Business Economic Development Grant	29/08/2025	968.50
EF182586	99997	Jump Swim Schools Jandakot - Renae Smith	Business Economic Development Grant	29/08/2025	1,702.25
EF182587	99997	Teamlab Pty Ltd - Christine Kuca-Thompso	Business Economic Development Grant	29/08/2025	3,971.00
EF182588	99997	The Crust Culture - Michael Jury	Business Economic Development Grant	29/08/2025	2,736.50
EF182589	99997	Chisel Consulting - Janelle Wells	Business Economic Development Grant	29/08/2025	2,482.92
EF182590	99997	Paper & Palette - Rachel Law	Business Economic Development Grant	29/08/2025	2,000.00
EF182591	99997	Strachan Sports Pty Ltd T/As Cricket + F	Business Economic Development Grant	29/08/2025	4,400.00
EF182592	99997	Oona The Doula - Oona Goldsmith	Business Economic Development Grant	29/08/2025	3,495.00
EF182593	99997	Kaya Kwobidak - Nicole Norris	Business Economic Development Grant	29/08/2025	3,781.08
EF182594	99997	Pawel Ryszard Groszek - Pawel Groszek	Business Economic Development Grant	29/08/2025	1,406.79
EF182595	99997	Goody Guts - Christy Nestor	Business Economic Development Grant	29/08/2025	2,000.00
EF182596	99997	Arena Bliss - Francesca Arena	Business Economic Development Grant	29/08/2025	2,000.00
EF182597	99997	Cooinda Search - Sheryl Taylor	Business Economic Development Grant	29/08/2025	4,400.00
EF182598	99997	Teassential - Bena Andriani	Business Economic Development Grant	29/08/2025	5,500.00
EF182599	99997	Ehq Coaching & Consulting - Louise Byrne	Business Economic Development Grant	29/08/2025	4,400.00
EF182600	99997	Brandons Shredding Boxes - Simone Tomic	Business Economic Development Grant	29/08/2025	3,217.50
EF182601	99997	Uplifting Wellness - Mark Smith	Business Economic Development Grant	29/08/2025	4,400.00
EF182602	99997	Rauk Pty Ltd - Jevanpal Singh	Business Economic Development Grant	29/08/2025	4,400.00
EF182603	99997	Churchill Knight Real Estate On Behalf O	Business Economic Development Grant	29/08/2025	5,000.00
EF182604	99997	Reflow Plumbing Gas And Air - Ben Wilkin	Business Economic Development Grant	29/08/2025	4,400.00
EF182605	99997	Squadrone - Roberto Rocha	Business Economic Development Grant	29/08/2025	2,925.00
EF182606	11867	Kevin John Allen	Elected Member Sitting Fees & Allowances	29/08/2025	2,956.67
EF182607	12740	Logan Howlett	Elected Member Sitting Fees & Allowances	29/08/2025	12,810.75
EF182608	19059	Carol Reeve-Fowkes	Elected Member Sitting Fees & Allowances	29/08/2025	2,956.67
EF182609	25353	Philip Eva	Elected Member Sitting Fees & Allowances	29/08/2025	2,956.67
EF182610	27326	Michael Separovich	Elected Member Sitting Fees & Allowances	29/08/2025	2,956.67
EF182611	27327	Chontelle Stone	Elected Member Sitting Fees & Allowances	29/08/2025	5,050.71
EF182612	27871	Tom Widenbar	Elected Member Sitting Fees & Allowances	29/08/2025	5,901.17
EF182613	27872	Phoebe Corke	Elected Member Sitting Fees & Allowances	29/08/2025	3,081.27

31st August 2025 PAYMENT LISTING

MUNICIPAL FUND

Payment Number	Account Number	Payee Name	Payment Listing Description	Date	Alloc Amount
EF182614	28238	Tarun Dewan	Elected Member Sitting Fees & Allowances	29/08/2025	2,956.67
EF182615	28717	Carol Lechun Zhang	Elected Member Sitting Fees & Allowances	29/08/2025	3,037.26
EF182616	10747	linet Limited	Internet Services	29/08/2025	899.84
EF182617	11758	Req Officers Do Not Use - Water Corp Utility Account Only - Please Refer To 1	Water Usage / Sundry Charges	29/08/2025	6,156.89
EF182618	11760	Water Corporation	Sewer Easement	29/08/2025	8,883.96
EF182619	28376	Edume Ltd	Software	28/08/2025	19,116.19
EF182620	29060	Superchoice Services Pty Limited - Sgc Payments Contractor	Payroll Deductions	29/08/2025	5,599.23
		TOTAL OF 745 EFT PAYMENTS			13,361,299.91
		LESS: CANCELLED EFT PAYMENTS			
EF181830	99997	Coc Grants, Donations & Refunds	Grants, Donations & Refunds	4/08/2025	-625.00
EF181862	99997	Coc Grants, Donations & Refunds	Grants, Donations & Refunds	12/08/2025	-45.20
		TOTAL CANCELLED EFT PAYMENT			-670.20
		TOTAL EFT PAYMENTS (EXCL. CANCELLED PAYMENTS)			13,360,629.71
		<u>ADD: BANK FEES</u>			
		BPAY BATCH FEE			10.50
		MERCHANT FEES COC			12,147.19
		MERCHANT FEES MARINA			426.25
		MERCHANT FEES ARC			6,979.94
		MERCHANT FEES VARIOUS OUT CENTRES			
		NATIONAL BPAY CHARGE			9,393.50
		RTGS/ACLR FEE			
		NAB TRANSACT FEE			87.30
		AMEX FEES			2,599.50
		MERCHANDISE / OTHER FEES			
					31,644.18
		<u>ADD: CREDIT CARD PAYMENTS</u>			
					82,009.62
		<u>ADD: PAYROLL PAYMENTS</u>			82,009.62
		COC-01/08/25 Pmt 000294920828 City of Cockburn		1/08/2025	769.71

31st August 2025 PAYMENT LISTING

MUNICIPAL FUND

<i>Payment Number</i>	<i>Account Number</i>	<i>Payee Name</i>	<i>Payment Listing Description</i>	<i>Date</i>	<i>Alloc Amount</i>
		COC-05/08/25 Pmt 000295149639 City of Cockburn		5/08/2025	1,023.77
		COC-06/08/25 Pmt 000295240374 City of Cockburn		6/08/2025	1,365.57
		COC-01/08/25 Pmt 000295455387 City of Cockburn		8/08/2025	1,807.52
		COC-04/08/25 Pmt 000295455622 City of Cockburn		8/08/2025	933.19
		COC-28/07/25 Pmt 000295594854 City of Cockburn		11/08/2025	793.10
		COC-07/08/25 Pmt 000295787688 City of Cockburn		13/08/2025	6,539.00
		COC-08/08/25 Pmt 000295787818 City of Cockburn		13/08/2025	8,719.89
		COC-10/08/25 Pmt 000295784384 City of Cockburn		13/08/2025	1,937,839.82
		COC-10/08/25 Pmt 000295887225 City of Cockburn		15/08/2025	1,250.00
		COC-11/08/25 Pmt 000295947262 City of Cockburn		15/08/2025	281.19
		COC-13/08/25 Pmt 000295947272 City of Cockburn		15/08/2025	66,524.30
		COC-14/08/25 Pmt 000295926621 City of Cockburn		15/08/2025	3,463.95
		COC-18/08/25 Pmt 000296158323 City of Cockburn		18/08/2025	1,052.43
		COC-19/08/25 Pmt 000296272716 City of Cockburn		19/08/2025	577.83
		COC-15/08/25 Pmt 000296322058 City of Cockburn		20/08/2025	15,404.75
		COC-20/08/25 Pmt 000296853435 City of Cockburn		27/08/2025	1,957.14
		COC-22/08/25 Pmt 000296853326 CoC Municipal Ac		27/08/2025	32,293.22
		COC-24/08/25 Pmt 000296857527 City of Cockburn		27/08/2025	1,919,794.84
		COC-28/08/25 Pmt 000297100178 City of Cockburn		28/08/2025	4,136.90
					4,006,528.12
		TOTAL PAYMENTS MADE FOR THE MONTH			17,480,811.63

City of Cockburn

Credit Card Transactions Report

Transactions Post Date Between 01-Jul-2025 and 30-Jul-2025

		Card	
Date	Service Provider	Liability	Description
Library Technician		561.62	
3/07/2025	Booktopia	193.69	Supplies and Materials Purchases
10/07/2025	Kogan.com JV6JTVF4	48.53	Supplies and Materials Purchases
10/07/2025	SP JB HI-FI ONLINE	213.90	Supplies and Materials Purchases
11/07/2025	Booktopia	105.50	Supplies and Materials Purchases
Chief Information Officer		807.88	
4/07/2025	RIMPA GLOBAL MR JACOB CURULLI	551.88	Conferences and Seminars
1/07/2025	ANNUAL FEE MR JACOB CURULLI	8.00	Bank and Other Fees
24/07/2025	OFFICEWORKS MR JACOB CURULLI	248.00	Equipment Purchases
Manager Libraries and Activation - Coolb		137.85	
8/07/2025	WOOLWORTHS 4703	7.95	Office Supplies
15/07/2025	WOOLWORTHS 4703	6.00	Office Supplies
11/07/2025	WOOLWORTHS 4703	6.50	Office Supplies
1/07/2025	WOOLWORTHS 4703	9.00	Office Supplies
23/07/2025	WOOLWORTHS 4703	70.95	Office Supplies
29/07/2025	WOOLWORTHS 4703	19.00	Office Supplies
22/07/2025	WOOLWORTHS 4703	18.45	Office Supplies
Service Lead Rangers and Parking		1,638.72	
28/07/2025	BUNNINGS 303000	381.14	Equipment Purchases
28/07/2025	PETBARN	39.98	Supplies and Materials Purchases
29/07/2025	Lucid Software Inc.	17.60	Subscriptions and Memberships
3/07/2025	SQ *SPEEDY HOLDINGS PT	840.00	Professional Services
3/07/2025	SQ *SPEEDY HOLDINGS PT	360.00	Professional Services
Service Lead Seniors Centre		2,817.00	
1/07/2025	LOCAL GOVERNEMENT MANA	190.00	Application, Licence, Registration Fees
15/07/2025	CITY OF KALAMUNDA	390.00	Events and Functions
29/07/2025	CITY OF KALAMUNDA	656.00	Events and Functions
29/07/2025	CITY OF KALAMUNDA	176.00	Events and Functions
29/07/2025	CITY OF KALAMUNDA	176.00	Events and Functions
18/07/2025	PERSONAL BUYING SERVIC	1,229.00	Equipment Purchases
Senior Parking Services		80.00	
16/07/2025	TELSTRA SHOP SUCCESS MR JAMES WILLIAMS	80.00	Equipment Purchases
Young Peoples Services Librarian		350.05	
15/07/2025	WOOLWORTHS 4318	29.60	Supplies and Materials Purchases
2/07/2025	BIGW ONLINE	281.00	Supplies and Materials Purchases
18/07/2025	10MINUTESOFQUALITYTIME	38.49	Supplies and Materials Purchases
18/07/2025	INTNL TRANSACTION FEE	0.96	Supplies and Materials Purchases
or Sustainable Development and Safety		9,107.55	
22/07/2025	THE HENDERSON ALLIANCE	1,540.00	Conferences and Seminars
24/07/2025	Pan Pacific	40.00	Parking Expenses
24/07/2025	WILSON PARKING AUSTRAL	10.00	Parking Expenses
28/07/2025	ParkAt Collie Street	13.29	Parking Expenses
29/07/2025	PLANNING INSTITUTE AUS	225.00	Conferences and Seminars
2/07/2025	KMART 1362	105.40	Events and Functions

City of Cockburn

Credit Card Transactions Report

Transactions Post Date Between 01-Jul-2025 and 30-Jul-2025

Date	Service Provider	Card Liability	Description
2/07/2025	WILSON PARKING AUSTRAL	21.29	Parking Expenses
2/07/2025	WOOLWORTHS 4394	99.90	Events and Functions
3/07/2025	AMDA FOUND* LUP TIX IN	1,375.00	Conferences and Seminars
3/07/2025	Dominos Estore Success	168.78	Meeting/Workshop Catering
7/07/2025	Dominos Estore Success	53.20	Meeting/Workshop Catering
4/07/2025	ACCOR* IBIS SYDNEY DAR	1,935.00	Travel and Accommodation
4/07/2025	Dominos Estore Success	119.20	Meeting/Workshop Catering
9/07/2025	APPLE.COM/BILL	1.49	Application, Licence, Registration Fees
14/07/2025	Tickets*SIA Confer	1,700.00	Conferences and Seminars
11/07/2025	Tickets*SIA Confer	1,700.00	Conferences and Seminars
Senior Centre Programs Booking Officer		7,675.43	
11/07/2025	SQ *TRIVIAOZ	562.37	Program Costs
15/07/2025	SPACETOCO VENUE HIRE	156.00	Hire of Equipment and Facilities
10/07/2025	SP PAPER LANE PACKAG	441.31	Supplies and Materials Purchases
9/07/2025	BUNNINGS GROUP LTD	19.80	Supplies and Materials Purchases
28/07/2025	TM *TICKETMASTERAU	770.00	Events and Functions
23/07/2025	WOOLWORTHS 4604	29.80	Equipment Purchases
29/07/2025	PEEL MANOR HOUSE	1,260.00	Events and Functions
25/07/2025	OFFICEWORKS	87.20	Supplies and Materials Purchases
16/07/2025	BENTLEYPINEST251103NB	570.00	Events and Functions
16/07/2025	SQ *ARALJEN BOTANIC PA	600.00	Events and Functions
16/07/2025	WOOLWORTHS 4604	106.95	Events and Functions
18/07/2025	CITY OF KWINANA - KOOR	486.00	Events and Functions
18/07/2025	CITY OF KWINANA - KOOR	486.00	Events and Functions
18/07/2025	TM *TICKETMASTERAU	2,100.00	Events and Functions
Director Community and Place		528.00	
9/07/2025	BUSINESS NEWS PTY LT MS KYLIE JOHNSON	528.00	Training & Professional Development
Service Manager Development Services		1,072.60	
18/07/2025	TOTALLY WORKWEAR SUCCE	515.00	Supplies and Materials Purchases
14/07/2025	LGPLANNERSASSOCIATION	300.00	Training & Professional Development
3/07/2025	TOTALLY WORK WEAR FR	257.60	Supplies and Materials Purchases
Group Manager Development and Safety		734.00	
16/07/2025	PLANNING INSTITUTE AUS	734.00	Subscriptions and Memberships
Service Manager Rangers and Community Sa		177.30	
23/07/2025	BIG W 0444 MR LUKE GLENN SCOTT	126.30	Equipment Purchases
23/07/2025	BIG W 0444 MR LUKE GLENN SCOTT	32.00	Equipment Purchases
23/07/2025	BIG W 0444 MR LUKE GLENN SCOTT	19.00	Supplies and Materials Purchases
Family & Community Services Manager		467.00	
15/07/2025	SPACETOCO VENUE HIRE	203.00	Hire of Equipment and Facilities
3/07/2025	Prof Psych Services	264.00	Professional Services
Service Lead Cockburn ARC		2,561.22	
4/07/2025	RETAIL DISPLAY DIRECT	323.70	Office Supplies
1/07/2025	FACEBK *G4ZJKSCD52	44.19	Advertising
2/07/2025	FACEBK *NULVLQ4D52	13.28	Advertising

City of Cockburn

Credit Card Transactions Report

Transactions Post Date Between 01-Jul-2025 and 30-Jul-2025

Date	Service Provider	Card Liability	Description
3/07/2025	OFFICEWORKS	460.00	Equipment Purchases
11/07/2025	BUNNINGS 334000	22.98	Supplies and Materials Purchases
11/07/2025	BUNNINGS 334000	13.08	Supplies and Materials Purchases
11/07/2025	KMART 1362	50.00	Equipment Purchases
14/07/2025	BUNNINGS 729000	140.88	Equipment Purchases
14/07/2025	BUNNINGS 729000	36.83	Supplies and Materials Purchases
14/07/2025	BUNNINGS 729000	29.03	Supplies and Materials Purchases
14/07/2025	FACEBK *3TDARSGD52	200.00	Advertising
8/07/2025	MM ELECTRICAL JANDAK	207.88	Equipment Purchases
10/07/2025	4CABLING* 4CABLING	430.98	Supplies and Materials Purchases
9/07/2025	BUNNINGS 729000	19.49	Supplies and Materials Purchases
9/07/2025	Jaycar Jandakot	168.90	Equipment Purchases
21/07/2025	FACEBK *3HQ3YTCD52	200.00	Advertising
28/07/2025	FACEBK *4YBGBTLD52	200.00	Advertising
Infrastructure & Operations Coordinator		946.87	
22/07/2025	INTNL TRANSACTION FEE MISS SARAH J WESTBERG	20.17	Bank and Other Fees
22/07/2025	SYSTEMOLOGY-SYSTEMHUB MISS SARAH J WESTBERG	806.70	Subscriptions and Memberships
1/07/2025	ROYAL LIFE SAVING MISS SARAH J WESTBERG	120.00	Subscriptions and Memberships
Health, Fitness and Wellbeing Coordinator		2,190.55	
21/07/2025	Dominos Estore South L MR KYLE BEATTIE	204.00	Meeting/Workshop Catering
29/07/2025	COTTON ON MEGA MR KYLE BEATTIE	90.00	Supplies and Materials Purchases
28/07/2025	JB HI FI COCKBURN MR KYLE BEATTIE	49.90	Supplies and Materials Purchases
30/07/2025	KIDSAFE WESTERN AUSTRA MR KYLE BEATTIE	495.00	Application, Licence, Registration Fees
25/07/2025	BUNNINGS 729000 MR KYLE BEATTIE	637.00	Equipment Purchases
2/07/2025	FANTASTIC FURNITURE MR KYLE BEATTIE	298.00	Equipment Purchases
9/07/2025	KMART 1362 MR KYLE BEATTIE	83.50	Equipment Purchases
9/07/2025	KMART 1362 MR KYLE BEATTIE	- 58.00	Equipment Purchases
9/07/2025	KMART MR KYLE BEATTIE	180.00	Equipment Purchases
9/07/2025	KMART MR KYLE BEATTIE	120.00	Equipment Purchases
9/07/2025	UNICARE HEALTH MR KYLE BEATTIE	97.80	Supplies and Materials Purchases
10/07/2025	KMART MR KYLE BEATTIE	- 48.00	Equipment Purchases
8/07/2025	POST SUCCESS LPO MR KYLE BEATTIE	41.35	Bank and Other Fees
Customer Experience Coordinator - ARC		2,629.24	
16/07/2025	Google ADS7377651407	428.82	Advertising
16/07/2025	Google ADS7377651407	227.88	Advertising
24/07/2025	DROPBOX*BKV2HX2T55LY	184.67	Subscriptions and Memberships
28/07/2025	DELIGHTED LLC	378.53	Subscriptions and Memberships
28/07/2025	INTNL TRANSACTION FEE	9.46	Bank and Other Fees
3/07/2025	Canva* 04565-12661108	17.99	Subscriptions and Memberships
3/07/2025	GYMSALES.NET	242.00	Subscriptions and Memberships
3/07/2025	GYMSALES.NET	170.50	Subscriptions and Memberships
7/07/2025	INTNL TRANSACTION FEE	4.39	Bank and Other Fees
7/07/2025	NAAVI PTY LTD	32.00	Subscriptions and Memberships

City of Cockburn

Credit Card Transactions Report

Transactions Post Date Between 01-Jul-2025 and 30-Jul-2025

Date	Service Provider	Cord Liability	Description
7/07/2025	OUTGROW	175.73	Subscriptions and Memberships
7/07/2025	DROPBOX*GV4BX4CQMPBJ	184.67	Subscriptions and Memberships
14/07/2025	iStock.com	93.50	Subscriptions and Memberships
14/07/2025	Plungetco	53.84	Events and Functions
14/07/2025	Plungetco	33.77	Meeting/Workshop Catering
14/07/2025	AMAZON AU MARKETPLACE	313.74	Supplies and Materials Purchases
9/07/2025	AMAZON AU MARKETPLACE	77.75	Supplies and Materials Purchases
Youth Centre Coordinator		556.60	
9/07/2025	COLES 0490 MR MARK ARMANDI	11.90	Office Supplies
9/07/2025	EB GAMES MR MARK ARMANDI	36.00	Program Costs
9/07/2025	KMART 1362 MR MARK ARMANDI	40.00	Program Costs
9/07/2025	SPOTLIGHT COCKBURN MR MARK ARMANDI	33.70	Program Costs
4/07/2025	OFFICEWORKS 0620 MR MARK ARMANDI	85.01	Office Supplies
30/07/2025	OFFICEWORKS MR MARK ARMANDI	154.95	Office Supplies
18/07/2025	KMART 1362KMART 1362 MR MARK ARMANDI	126.50	Program Costs
16/07/2025	KMART 1362KMART 1362 MR MARK ARMANDI	42.45	Program Costs
22/07/2025	WOOLWORTHS 4394 MR MARK ARMANDI	26.09	Program Costs
Branch Support Librarian		372.04	
14/07/2025	WWC-COMMUNITIES	87.00	Application, Licence, Registration Fees
29/07/2025	PORTUGUESE DELIGHTS SU	10.18	Supplies and Materials Purchases
28/07/2025	NEWS PTY LIMITED	80.00	Supplies and Materials Purchases
30/07/2025	COCKBURN SUPER CLINI	5.99	Supplies and Materials Purchases
24/07/2025	PORTUGUESE DELIGHTS SU	5.09	Supplies and Materials Purchases
24/07/2025	WWC-COMMUNITIES	87.00	Application, Licence, Registration Fees
21/07/2025	AMAZON AU MARKETPLACE	31.79	Supplies and Materials Purchases
21/07/2025	AMAZON AU RETAIL	23.99	Supplies and Materials Purchases
21/07/2025	PAYPAL *GESTALTPUB	41.00	Supplies and Materials Purchases
Service Lead Events and Culture		910.73	
18/07/2025	SHOP FOR SHOPS	910.73	Supplies and Materials Purchases
Branch Manager - Spearwood Library		822.01	
7/07/2025	MYO*GREEN WORLD INDOOR MELISSA MCINTYRE	221.42	Hire of Equipment and Facilities
7/07/2025	Neverfail Springwater MELISSA MCINTYRE	46.20	Hire of Equipment and Facilities
7/07/2025	WANEWSDTI MELISSA MCINTYRE	554.39	Subscriptions and Memberships
Principal Economic Development		1,975.51	
1/07/2025	PORTUGUESE DELIGHTS	269.77	Meeting/Workshop Catering
4/07/2025	QANTAS	877.25	Travel and Accommodation
15/07/2025	Tickets*SIA Confer	540.00	Conferences and Seminars
14/07/2025	SP Kings Square	14.14	Parking Expenses
25/07/2025	TOURISMCOUN	180.00	Subscriptions and Memberships
23/07/2025	City of Joondalup	2.00	Parking Expenses
23/07/2025	DOME JOONDALUP	14.95	Meeting/Workshop Catering
28/07/2025	UBER *TRIP HELP.UBER.C	67.40	Travel and Accommodation
24/07/2025	WILSON PARKING AUSTRAL	10.00	Parking Expenses

City of Cockburn

Credit Card Transactions Report

Transactions Post Date Between 01-Jul-2025 and 30-Jul-2025

Date	Service Provider	Card Liability	Description
Service Lead Parks		39.60	
3/07/2025	GALVINS PLUMBING SUPPL	39.60	Equipment Purchases
Social Club Coordinator		1,327.82	
7/07/2025	BIGW ONLINE	167.00	Supplies and Materials Purchases
7/07/2025	OFFICEWORKS	180.92	Supplies and Materials Purchases
7/07/2025	Woolworths Online	131.90	Supplies and Materials Purchases
2/07/2025	HH RED CHICKEN PTY L	48.75	Supplies and Materials Purchases
17/07/2025	HAMILTON HILL IGA	63.11	Supplies and Materials Purchases
21/07/2025	BADGE-A-MINIT	83.60	Supplies and Materials Purchases
21/07/2025	Woolworths Online	321.20	Supplies and Materials Purchases
25/07/2025	HAMILTON HILL IGA	89.30	Supplies and Materials Purchases
28/07/2025	Woolworths Online	186.80	Supplies and Materials Purchases
23/07/2025	HAMILTON HILL IGA	55.24	Supplies and Materials Purchases
Events Coordinator		1,231.29	
28/07/2025	CITY OF FREMANTLE	22.33	Parking Expenses
7/07/2025	SINCLAIR COMMUNICATIO	710.00	Supplies and Materials Purchases
3/07/2025	SP JB HI-FI ONLINE	39.95	Supplies and Materials Purchases
3/07/2025	SQ *PAELLA ON THE MOVE	112.50	Events and Functions
8/07/2025	OFFICEWORKS	324.00	Supplies and Materials Purchases
28/07/2025	CITY OF FREMANTLE	22.51	Parking Expenses
Executive Assistant to the CEO		1,375.00	
3/07/2025	AMDA FOUND* LUP TIX IN MISS REBECCA SANDERS	1,375.00	Conferences and Seminars
Service Lead Young People		1,173.63	
15/07/2025	COLES 0490COLES 0490	75.25	Program Costs
15/07/2025	THE HOYTS CORPORATIO	455.49	Program Costs
10/07/2025	COLES 0490	86.79	Program Costs
10/07/2025	THE HOYTS CORPORATIO	295.56	Program Costs
2/07/2025	Woolworths Online	202.57	Program Costs
18/07/2025	COLES 0490COLES 0490	57.97	Program Costs
Service Manager Procurement and Contract		12,932.99	
22/07/2025	WISH GIFT CARD 6673	125.00	Events and Functions
17/07/2025	UNE PARTNERSHIPS	6,291.00	Training & Professional Development
24/07/2025	DOLCE SALATO	343.00	Events and Functions
23/07/2025	BUNNINGS GROUP LIMITED	100.00	Events and Functions
1/07/2025	MEGA PACIFIC PTY LIMIT	2,849.00	Equipment Purchases
4/07/2025	Tickets*WA Showcas	1,723.69	Conferences and Seminars
11/07/2025	SWS PRIMARY HEALTH	1,056.30	Application, Licence, Registration Fees
9/07/2025	Dyson Appliances Au	445.00	Equipment Purchases
Events Officer		176.65	
16/07/2025	ALDI STORES	131.48	Events and Functions
16/07/2025	ALDI STORES	45.17	Events and Functions
Group Manager Recreation and Place		12.59	
30/07/2025	INTNL TRANSACTION FEE	0.31	Bank and Other Fees
30/07/2025	IGLOOCOMPANY	12.28	Subscriptions and Memberships

City of Cockburn

Credit Card Transactions Report

Transactions Post Date Between 01-Jul-2025 and 30-Jul-2025

		Card	
Date	Service Provider	Liability	Description
Citizenship and Civic Services Supervisor		591.75	
24/07/2025	LILLS GROUP PTY. LTD.	591.75	Equipment Purchases
Senior Youth Outreach Worker		1,113.60	
7/07/2025	ALLWOOD TIMBER SUPPL	168.86	Program Costs
7/07/2025	BUNNINGS 303000	69.20	Supplies and Materials Purchases
7/07/2025	OFFICEWORKS 0616	99.00	Supplies and Materials Purchases
7/07/2025	OFFICEWORKS 0616	48.67	Supplies and Materials Purchases
2/07/2025	AUSMED SUPPLIES PTY	190.30	Supplies and Materials Purchases
2/07/2025	JACKSONS DRAWING SUPPL	426.67	Supplies and Materials Purchases
17/07/2025	WELLARD BARBER SHOP	50.85	Program Costs
17/07/2025	WOOLWORTHS 4703	60.05	Supplies and Materials Purchases
Service Lead Community Development and Place		1,437.67	
1/07/2025	HOST	13.40	Program Costs
3/07/2025	DMIRS EAST PERTH	158.40	Program Costs
2/07/2025	MISS MAUD	461.20	Events and Functions
15/07/2025	SPACETO CO VENUE HIRE	26.00	Hire of Equipment and Facilities
15/07/2025	THE PAMPHLETEERS	208.25	Program Costs
17/07/2025	SLICE FOR ME PTY LTD	103.35	Meeting/Workshop Catering
24/07/2025	LOCAL GOVERNEMENT MANA	190.00	Subscriptions and Memberships
18/07/2025	UBER *EATS HELP.UBER.C	277.07	Meeting/Workshop Catering
Library Technician- Systems		1,910.50	
9/07/2025	BIGW ONLINE	160.95	Supplies and Materials Purchases
9/07/2025	Booktopia	219.53	Supplies and Materials Purchases
9/07/2025	SP JB HI-FI ONLINE	514.59	Supplies and Materials Purchases
2/07/2025	BIGW ONLINE	174.00	Supplies and Materials Purchases
2/07/2025	Booktopia	232.77	Supplies and Materials Purchases
2/07/2025	SP JB HI-FI ONLINE	245.81	Supplies and Materials Purchases
16/07/2025	Booktopia	151.18	Supplies and Materials Purchases
16/07/2025	SP JB HI-FI ONLINE	186.87	Supplies and Materials Purchases
18/07/2025	AMAZON AU RETAIL	24.80	Supplies and Materials Purchases
Family Day Care PMC (Person with Management)		1,841.50	
8/07/2025	DEPARTMENT OF COMMUN	641.00	Subscriptions and Memberships
8/07/2025	MYO*Harmony Kids	665.50	Subscriptions and Memberships
8/07/2025	MYO*Harmony Kids	535.00	Subscriptions and Memberships
Senior Community Safety		10.95	
14/07/2025	INTNL TRANSACTION FEE	0.27	Subscriptions and Memberships
14/07/2025	ZEROTIER INC.	10.68	Subscriptions and Memberships
Total Cards - 54		\$ 82,009.62	

Credit Card Transactions - transacted in July paid in August 2025		
Category	Description	\$
Advertising	facebook Add	274.61
	Facebook advertising	101.97
	Google Homeschooling Advertising	428.82
	Google School Holiday Advertising	227.88
	Homeschool Sports Advertising	200
	KGA Facebook Advertising	200
	KGA Facebooks Advertising	57.47
	Kids Get Active & Sports Advertising	200
Advertising Total		1690.75
Application, Licence, Registration Fees	Apple iphone monthly storage	1.49
	Bandicoots Assessment	495
	HEAL Licence - E Ward	1056.3
	LGPRO Membership	190
	Occupancy Permit - Cockburn ARC	171.65
	PL 7702 license	436.15
	Working with Children	174
Application, Licence, Registration Fees Total		2524.59
Bank and Other Fees	Annual Fee	8
	Igoollcompany	0.31
	international bank fees	3.92
	International transaction fee	24.56
	International Transaction Fees	9.46
	Postage Return of Sliders	41.35
Bank and Other Fees Total		87.6
Conferences and Seminars	AAEE Biennial Conference	262.09
	Achieving Energy Efficiency by Design	590
	Dan SIA conf registration 19/20 Aug	1700
	Indo Pacific 2025 Conference	1375
	Mike F Indo Pacific registration	1375
	Mike SIA conference registration	1700
	PIA legal series registration	225
	RIMPA Roadshow	551.88
	Seminar - Boosting Women on Boards	10.75
	SIA Conference 2025 180825	540
	WA defence Gala dinner 10 tickets	1540
	WA Showcase 2025 - M L Frenais	1723.69
Conferences and Seminars Total		11593.41
Equipment Purchases	7 x CoSafe Staff Umbrellas	126.3
	Battery Candles & Lamps	83.5
	Bio Cable Power Leads	207.88
	Bio HDMI Cables & Transmitter	168.9
	Chalk Boards	460
	CoSafe Alarm stand in Ops Room	32
	Dyson Fan - B Stockwell	445
	Fleet Equipment - C Marshall	2849
	Group Fitness Studio Cabinet	298
	Gym Power Boards	140.88

Credit Card Transactions - transacted in July paid in August 2025		
Category	Description	\$
Equipment Purchases	HDMI Cords for Centre TVs	29.8
	Library iPad covers	615.68
	Library powerboards	117.96
	Metal Test Plug	39.6
	Mobile Phone Cover	80
	Power tools building maintenance officer	798.96
	Ranger PPE and Equipment	381.14
	Refund for library powerboards	-37.98
	Refund Lamps	-58
	Refund Sliders	-48
	Skirting for portable stage for events	591.75
	Sliders	300
	spare parts die grinder	83.41
	Storage Units & Cart	637
	Tools building Maintenance officers	818
	Tubs for Launch	50
	TV (Advertising) and Blue Ray	1229
	Wireless HDMI tx/rx - meeting room	248
Equipment Purchases Total		10687.78
Events and Functions	\$10 subsidy towards staff farewell	60
	\$20 subsidy towards staff farewell	20
	Activity Prize	106.95
	Canva community presentation	20
	Catering	461.2
	CSC Outing	486
	CSC Outing	4526
	Food for Directorate day 3/4 July	99.9
	Opening of Health Club Drinks	53.84
	Outing - Seniors Centre	1398
	Paella deposit booking	112.5
	Prizes, food directorate days 3/4 July	105.4
	The Fur run Prize	176.65
	vols thank you event	1260
	Vouchers for C&SS - B Stockwell	568
Events and Functions Total		9454.44
Hire of Equipment and Facilities	AF Classes Hall Hire	156
	Beeliar Hub venue hire	203
	Booking for Baby Makes 3 venue	144
	Cultural event - Memorial Hall	315
	Hire of extra function equip for event	64
	Indoor plant hire and maintenance	221.42
	plant hire Success Library	368.87
	Plany hire Success Library	368.87
	Refund from Space to Co	-52
	Room hire	26
	Room hire through Space to Co	104
	Water cooler rental	46.2

Credit Card Transactions - transacted in July paid in August 2025		
Category	Description	\$
Hire of Equipment and Facilities Total		1965.36
Meeting/Workshop Catering	Catering Directorate day 3 July	168.78
	Catering directorate day 4 July	172.4
	Coffee Meeting with WAVBC Representative	14.95
	Food for My Time Program	67.6
	Meeting refreshments	277.07
	Membership Consultants Drinks	33.77
	Micro Biz Catering - 27/6/25	269.77
	MRG catering	103.35
	Pizza for NAIDOC Week film screening	700.25
	Refreshments for Saving Cockatoo's book	55.08
	Sports Staff Training Catering	204
	Training	191.26
Meeting/Workshop Catering Total		2258.28
Motor Vehicle Expenses	DOT inspection fee	861
Motor Vehicle Expenses Total		861
Office Supplies	Emergency Exit Snap Frames	323.7
	Milk and coffee for meeting room + staff	19
	milk and tea for community room and staf	18.45
	Milk for Coolbellup library	4.45
	Milk for staff and meeting rooms	22.95
	Office Supplies	96.91
	Office Supplies - Urn	154.95
	Paper for Infrastructure Division	350.1
	Tea towels and coffee	70.95
	WD40 to fix squeaking returns bin joints	6.5
Office Supplies Total		1067.96
Parking Expenses	Emergency Services Function 25th July	13.29
	For a meeting	20.11
	Henderson Alliance event -Parking ticket	14.14
	Parking 30 June CFP Densification meetin	21.29
	Parking Climate adaptation conference	40
	Parking for meeting with WAVBC	2
	Parking Perth DevWa Meeting 21 July	10
	Parking Ticker - WAVBC Meeting	10
	Parking ticket for 8 hours	44.84
Parking Expenses Total		175.67
Professional Services	Clin supervision - L Walker	264
	Drone photo and video	160
	Euthanasia of Animal in AMF	1200
	Medical E Jasper	108
	New WaterWays Technical Tour	55
Professional Services Total		1787
Program Costs	Community Eats program	13.4
	Craft Program	116.15
	Flyer delivery	208.25
	food supplies Blissco	202.57

Credit Card Transactions - transacted in July paid in August 2025		
Category	Description	\$
Program Costs	Incorporation Fee	158.4
	Outrage Program lunches	220.01
	Outrage Program Payment	751.05
	Program Cost	36
	Quiz Program Packs	562.37
	Weekly Wellness Opening Session	26.09
	YDI Program	126.5
	Youth Outreach ART Program	168.86
	Youth Personal Development Activity	50.85
Program Costs Total		2640.5
Subscriptions and Memberships	Annual Subs/Approved Provider/ECRU	641
	Canva subscription	57.97
	Domain Subscription	24.95
	Dropbox Annual Licence	184.67
	Dropbox Annual Licence old account	184.67
	FDC Service Harmony child enrol module	535
	Financial Counselling Membership	260
	Guidelines Safe Pool Operations	120
	Gymsales - Gym	242
	Gymsales - Swim school	170.5
	Harmony / FDC Educators on-payment	665.5
	Igoollcompany	12.28
	iStock Licence	93.5
	LG Government	190
	Library chatgpt subscription	34.45
	Library eftpos machines	385.02
	Library marketing platform	641.59
	Library SPUN membership	200
	Member Welcome Pack Software	32
	NPS Software Licence	378.53
	PIA member fee	734
	Process Mapping Software	17.6
	Professional Seats Jul - Aug 2025	101.65
	Social Media Linker	1.51
	Social Worker membership renewal	499.44
	Spearwood Library newspapers	554.39
	Swim Matching Tool Software	175.73
	SystemHub Annual Subscription	806.7
	The West DN	32
	Tourism Council WA Membership Renewal	180
	URL Shortener	53.44
	WA Newspaper	32
	(blank)	10.95
Subscriptions and Memberships Total		8253.04
Supplies and Materials Purchases	ART Activity	129.25
	ART Program	764.64
	AUX Cord for music	39.95

Credit Card Transactions - transacted in July paid in August 2025		
Category	Description	\$
Supplies and Materials Purchases	Bolt Protectors	29.03
	Books for the library	299.19
	Cable Leads and Bolt Protectors	22.98
	Cables for iPad	49.9
	Camera Lens Cap	18
	Certificate frames for Awards	324
	Cleaning rags for the trucks	48.4
	CoSafe disinfectant wipes	19
	Craft activities	167
	Craft Materials	264.52
	Craft templates for Storytime	38.49
	Cutlery Pouches for Kitchen	441.31
	Desolvit Remover	19.49
	DVD's for the library	262.43
	Flowers for Barbara Freeman (brother)	92
	Gym Cable Leads and Bolt Protectors	36.83
	Gym Power Cables	430.98
	Highly reserved titles	1036.41
	History conference exhibition mannequin	910.73
	International transaction fee	0.96
	Ipad charge cords and adpapers	139.15
	Items for July school holiday activities	29.6
	Lego & Duplo sets for Lego Club	281
	Local stock	96.78
	Material purchase for My Time group	265
	Materials for YPS program	5.99
	Meal Ingredients	896.3
	Microphone	710
	Milk for library staff	14.29
	Milk for Success library	15.27
	Newspapers	80
	Pilates Grippy Sox	90
	Pound Sacks	39.98
	Purchase request	24.8
	Purchase Requests & high reserved titles	849.29
	Raincoats	77.75
	Rainjackets for Staff	313.74
	Refund from Kmart for My Time Program	-15
	Refund on Young writers club supplies	-158.31
	Rubber Bolt Protectors	13.08
	School holiday activities	112.5
	Social Club Kitchen Supplies	111
	specialised fixing s	16.31
	Spray rebuild kit for water truck	586.66
	Staff Flowers - Hospital	75
	Stationary	87.2
	stationery	197.98

Credit Card Transactions - transacted in July paid in August 2025		
Category	Description	\$
Supplies and Materials Purchases	Supplies for community workshop	200
	Test & Tag calibration	326.7
	Water-proof seat covers for fleet cars	151.2
	West Australian newspaper subscription	345.6
	Wet floor signs	19.8
	Wheelchair Tyre Replacement	97.8
	Workwear	772.6
	Young writers club supplies	274.28
	Supplies and Materials Purchases Total	12588.83
Training & Professional Development	Advance TM D Koncar	550
	Ben Moore - Transport and Roads Forum	100
	Bio Security Accreditation - Denis Hoddy	110
	Bio Security Accreditation - Des Collica	110
	Bio Security Accreditation - John M	110
	Bio Security Accreditation - Katie G	110
	Bio Security Accreditation - Ryan Morley	110
	BTM Shuan Chen	420
	BTW Ben Wong	420
	CPR M Coleman	89
	CPR Scott Hunt	89
	Engagement Training	925
	First Aid Caitlyn Cooper	180
	First Aid J Cant	140
	First Aid Jandi Hunt	180
	First Aid M Curry	180
	Local Government Planner's Forum - STRA	300
	Managing you Mates A Newcome	595
	Payroll training C Howells	345
	Refund - Engagement Training	-925
	SMTAFE Isaac Jones	236.76
	Student Fees - D Fortini	6291
	Success and Leadership Breakfast	528
	TRaffic Management Renewal D Koncar	300
	Training & Professional Development Total	11493.76
Travel and Accommodation	IODS Conference Travel	877.25
	Mike Hotel ibis sydney Indo pacific	1935
	Uber - Travel top Airport - DISC25 Cours	67.4
Travel and Accommodation Total		2879.65
Grand Total		82009.62

City of Cockburn

Woolworths Group Transactions Report

Transactions Made Between 1 August - 31 August 2025

Reference	Date	Amount	Description
Senior Centre Coordinator		1,714.84	
TI-01EC5-179438	04/08/2025	370.19	Groceries and Consumables
TI-01EC5-17943B	11/08/2025	213.60	Groceries and Consumables
TI-01EC5-17943C	11/08/2025	55.00	Groceries and Consumables
TI-01EC5-17943D	11/08/2025	60.00	Groceries and Consumables
TI-01EC5-179440	13/08/2025	278.00	Groceries and Consumables
TI-01EC5-179443	14/08/2025	28.60	Groceries and Consumables
TI-01EC5-179446	15/08/2025	87.60	Groceries and Consumables
TI-01EC5-179447	18/08/2025	382.56	Groceries and Consumables
TI-01EC5-17944B	22/08/2025	81.80	Groceries and Consumables
TI-01EC5-179452	29/08/2025	157.49	Groceries and Consumables
Programs Booking Assistant		1,899.50	
TI-01EC5-17943A	08/08/2025	156.41	Groceries and Consumables
TI-01EC5-17943F	12/08/2025	67.64	Groceries and Consumables
TI-01EC5-179444	14/08/2025	1,275.80	Groceries and Consumables
TI-01EC5-179449	20/08/2025	113.10	Groceries and Consumables
TI-01EC5-17944D	25/08/2025	286.55	Groceries and Consumables
Youth Centre Coordinator		585.09	
TI-01EC5-179439	04/08/2025	63.65	Groceries and Consumables
TI-01EC5-17943E	11/08/2025	19.45	Groceries and Consumables
TI-01EC5-179441	13/08/2025	13.65	Groceries and Consumables
TI-01EC5-179445	14/08/2025	61.85	Groceries and Consumables
TI-01EC5-179448	19/08/2025	36.30	Groceries and Consumables
TI-01EC5-17944A	20/08/2025	54.30	Groceries and Consumables
TI-01EC5-17944C	23/08/2025	199.00	Groceries and Consumables
TI-01EC5-17944E	25/08/2025	14.00	Groceries and Consumables
TI-01EC5-17944F	25/08/2025	21.85	Groceries and Consumables
TI-01EC5-179450	26/08/2025	26.49	Groceries and Consumables
TI-01EC5-179451	28/08/2025	74.55	Groceries and Consumables
Marina Manager		21.51	
TI-01EC5-179442	14/08/2025	21.51	Groceries and Consumables
Environmental Education Officer		21.10	
TI-01EC5-179453	29/08/2025	21.10	Groceries and Consumables
Total Cards - 5		4,242.04	

City of Cockburn
Bunnings PowerPass Transactions Report
Transactions Made Between 1 August - 31 August 2025

Reference	Date	Amount	Description
Roe 8 Rehabilitation Project Manager		164.12	
2015/01718715	5/08/2025	164.12	Supplies and Materials
Waste Collection Supervisor		83.10	
2015/00146301	28/08/2025	45.22	Supplies and Materials
2015/00147600	29/08/2025	37.88	Supplies and Materials
City Facilities Coordinator		1,689.61	
2015/00124300	5/08/2025	30.28	Supplies and Materials
2015/00130975	12/08/2025	183.02	Supplies and Materials
2015/00138878	20/08/2025	10.25	Supplies and Materials
2015/00143363	25/08/2025	194.70	Supplies and Materials
2015/01310890	27/08/2025	241.81	Supplies and Materials
2015/01430157	5/08/2025	346.27	Supplies and Materials
2015/01437049	20/08/2025	206.03	Supplies and Materials
2015/01500578	14/08/2025	42.72	Supplies and Materials
2015/01511230	26/08/2025	53.59	Supplies and Materials
2015/01720646	7/08/2025	9.74	Supplies and Materials
2402/01748109	5/08/2025	326.70	Supplies and Materials
2442/01233141	5/08/2025	44.50	Supplies and Materials
City Facilities Technical Officer		404.13	
2015/00125688	6/08/2025	39.40	Supplies and Materials
2015/01433964	13/08/2025	98.52	Supplies and Materials
2015/01591676	4/08/2025	13.00	Supplies and Materials
2015/01597618	11/08/2025	33.47	Supplies and Materials
2015/01597628	11/08/2025	64.56	Supplies and Materials
2015/01733456	22/08/2025	151.00	Supplies and Materials
2160/00134591	3/08/2025	4.18	Supplies and Materials
Streetscape Supervisor		430.03	
2015/00146077	28/08/2025	63.80	Supplies and Materials
2015/01594140	7/08/2025	366.23	Supplies and Materials
Waste Collection Supervisor		320.68	
2015/01002619	7/08/2025	143.20	Supplies and Materials
2015/01511823	27/08/2025	80.75	Supplies and Materials
2160/00150266	18/08/2025	96.73	Supplies and Materials
Senior Business Operations Team Leader		255.55	
2160/00138640	6/08/2025	255.55	Supplies and Materials

City of Cockburn
Bunnings PowerPass Transactions Report
 Transactions Made Between 1 August - 31 August 2025

<i>Reference</i>	<i>Date</i>	<i>Amount</i>	<i>Description</i>
Landfill Supervisor HWRP		169.74	
2015/01430588	6/08/2025	169.74	Supplies and Materials
Recycling Supervisor		55.51	
2015/00130998	12/08/2025	55.51	Supplies and Materials
Parks Supervisor		410.26	
2160/01689624	25/08/2025	410.26	Supplies and Materials
Environmental Supervisor		40.04	
2015/01505490	19/08/2025	40.04	Supplies and Materials
Maintenance Supervisor - Works		44.70	
2015/01437502	21/08/2025	44.70	Supplies and Materials
Project Manager		2.83	
2015/01720027	6/08/2025	2.83	Supplies and Materials
Civil Infrastructure Operations Coordinator		29.20	
2015/01506244	20/08/2025	29.20	Supplies and Materials
Marina Manager		1,287.48	
2015/01606146	7/08/2025	550.82	Supplies and Materials
2015/01613172	21/08/2025	736.66	Supplies and Materials
City Facilities Technical Officer		108.32	
2015/01501424	15/08/2025	98.24	Supplies and Materials
2160/01818050	14/08/2025	10.08	Supplies and Materials
Environmental Education Officer		659.08	
2015/00132415	14/08/2025	33.64	Supplies and Materials
2015/01010164	23/08/2025	408.48	Supplies and Materials
2402/01765154	45892	216.96	Supplies and Materials
Total Cards - 17		6,154.38	

BP Australia Pty Ltd
A.B.N. 53 004 085 616
GPO Box 1621
MELBOURNE VIC 3001

BP Plus Fleet Control Report

Account Enquiries: BP Accounts Receivable Telephone: 1800 225 527



CITY OF COCKBURN
Accounts Payable (Invoice Only) PO
067775
PO Box 1215
BIBRA LAKE DC PRIVATE BOXES WA
6965

CITY OF COCKBURN

Account Number: **0050188034**
Period Starting: **01/08/2025**

Customer Number: **0115405338**
Period Ending: **31/08/2025**

Page: 1 of 35
Date: 31/08/2025

Card Number Vehicle/Driver	Date	Time	Purchase Location		Site No.	Receipt Number	Customer Reference	Product/Service					Odo meter (km)	KM Span	Litres/ 100km	Cents /km
								Description	CPL Price	Litres	Total Exc GST (\$)	GST (\$)				
7050 15405338 04250 1HTF630 2058 WHITE FORD RANGER UTILITY Cost Centre	05/08/25 18/08/25	20:22:08 09:57:17	NAVAL BASE SPEARWOOD	WA WA	7770 6443	052657 005205	ULT DSL	172.90 P	71.20	111.91	11.19	123.10	44299	830	8.6	14.8
							ULT DSL	173.07	66.03	103.89	10.39	114.28	45051	752	8.8	15.2
							DIESEL		137.23	215.80	21.58	237.38				
							TOTAL	THIS PERIOD	137.23	215.80	21.58	237.38		1582	8.7	15.0
								YEAR TO DATE	1,423.44	2,262.72	226.25	2,488.97		5913	24.1	42.1
							DIESEL		137.23	215.80	21.58	237.38				
7050 15405338 02890 1GNC833 2067 WHITE KIA SORENTO WAGON Cost Centre	12/08/25 20/08/25 29/08/25	07:11:50 07:54:35 07:48:32	SINGLETON SINGLETON SINGLETON	WA WA WA	1151 1151 1151	009021 012128 001796	ULT DSL	177.90 P	48.20	77.95	7.80	85.75	119931	614	7.9	14.0
							ULT DSL	173.07	49.89	78.50	7.85	86.35	120574	643	7.8	13.4
							ULT DSL	170.37	47.34	73.32	7.33	80.65	121175	601	7.9	13.4
							DIESEL		145.43	229.77	22.98	252.75				
							TOTAL	THIS PERIOD	145.43	229.77	22.98	252.75		1858	7.8	13.6
								YEAR TO DATE	910.24	1,449.11	144.93	1,594.04		8650	10.5	18.4
7050 90000766 66584 1IKP383 2078 WHITE FORD RANGER Cost Centre	09/08/25 14/08/25	12:19:58 18:08:46	BIBRA LAKE PORT KENNEDY	WA WA	7451 7736	022813 046596	ULT DSL	179.31	28.33	46.18	4.62	50.80	9460	529	5.4	9.6
							ULT DSL	172.90 P	68.79	108.13	10.81	118.94	10115	655	10.5	18.2
							DIESEL		97.12	154.31	15.43	169.74				
							TOTAL	THIS PERIOD	97.12	154.31	15.43	169.74		1184	8.2	14.3
								YEAR TO DATE	699.55	1,113.23	111.33	1,224.56		6292	11.1	19.5
							DIESEL		97.12	154.31	15.43	169.74				
7050 90000773 80409 1IPR378 2098 WHITE MITSUBISHI TRITON Cost Centre	07/08/25 15/08/25 22/08/25	08:25:05 08:38:35 08:58:46	BIBRA LAKE CURRAMBINE BIBRA LAKE	WA WA WA	7451 6427 7451	080253 021572 081394	ULT DSL	179.31	69.20	112.80	11.28	124.08	10968	939	7.4	13.2
							ULT DSL	179.04	71.10	115.73	11.57	127.30	11918	950	7.5	13.4
							ULT DSL	175.07	69.73	110.98	11.10	122.08	12847	929	7.5	13.1
							TOTAL	THIS PERIOD	97.12	154.31	15.43	169.74		1184	8.2	14.3
								YEAR TO DATE	699.55	1,113.23	111.33	1,224.56		6292	11.1	19.5
							DIESEL		97.12	154.31	15.43	169.74				

Go paperless and receive your invoices and statements via email. Provide your BP Plus account number along with your email address to aucustcare@bp.com and our team will help you make the switch. If you have paid your account via credit card, your Service Fee will appear on your summary Tax Invoice.

Please Note: if you are disputing a transaction, this needs to be lodged in writing within 30 days from the date of issue of this Fleet Control Report.

BP Australia Pty Ltd
A.B.N. 53 004 085 616
GPO Box 1621
MELBOURNE VIC 3001

BP Plus Fleet Control Report

Account Enquiries: BP Accounts Receivable Telephone: 1800 225 527



CITY OF COCKBURN
Accounts Payable (Invoice Only) PO
067775
PO Box 1215
BIBRA LAKE DC PRIVATE BOXES WA
6965

CITY OF COCKBURN

Account Number: **0050188034**
Period Starting: **01/08/2025**

Customer Number: **0115405338**
Period Ending: **31/08/2025**

Page: 2 of 35
Date: 31/08/2025

Card Number Vehicle/Driver	Date	Time	Purchase Location	Site No.	Receipt Number	Customer Reference	Product/Service					Odo meter (km)	KM Span	Litres/ 100km	Cents /km	
							Description	CPL Price	Litres	Total Exc GST (\$)	GST (\$)					Total Inc GST (\$)
Cost Centre			2098				DIESEL		210.03	339.51	33.95	373.46				
							TOTAL		210.03	339.51	33.95	373.46		2818	7.5	13.3
							YEAR TO DATE		967.19	1,523.91	152.39	1,676.30		12003	8.1	14.0
							DIESEL		210.03	339.51	33.95	373.46				
7050 15405338 04227 1HSW320 2166 WHITE FORD RANGER UTE	12/08/25	12:26:45	BIBRA LAKE	WA	7451	080602	TOTAL		210.03	339.51	33.95	373.46		2818	7.5	13.3
							YEAR TO DATE		967.19	1,523.91	152.39	1,676.30		12003	8.1	14.0
							ULSD G10	177.90 P	72.71	117.59	11.76	129.35	57660	1371	5.3	9.4
							DIESEL		72.71	117.59	11.76	129.35				
Cost Centre			2166				TOTAL		72.71	117.59	11.76	129.35		1371	5.3	9.4
							YEAR TO DATE		739.80	1,179.04	117.91	1,296.95		8638	8.6	15.0
							DIESEL		72.71	117.59	11.76	129.35				
							TOTAL		72.71	117.59	11.76	129.35		1371	5.3	9.4
7050 90000771 84108 1IMX846 2177 WHITE MITSUBISHI TRITON	07/08/25	13:43:29	COCKBURN CENTRAL	WA	7395	078378	ULT DSL	179.31	2.61	4.25	0.43	4.68	8040	244	1.1	1.9
							ULT DSL	179.31	46.20	75.31	7.53	82.84	8040			
							ULT DSL	180.90 P	35.41	58.24	5.82	64.06	9363	1323	2.7	4.8
							ULT DSL	175.07	48.48	77.15	7.72	84.87	9950	587	8.3	14.5
	15/08/25	17:54:56	BIBRA LAKE	WA	7451	080941	ULT DSL	172.37	41.05	64.33	6.43	70.76	10441	491	8.4	14.4
							DIESEL		173.75	279.28	27.93	307.21				
							TOTAL		173.75	279.28	27.93	307.21		2645	6.6	11.6
							YEAR TO DATE		713.56	1,135.08	113.52	1,248.60		9213	7.7	13.6
Cost Centre			2177				DIESEL		173.75	279.28	27.93	307.21				
							TOTAL		173.75	279.28	27.93	307.21		2645	6.6	11.6
							YEAR TO DATE		713.56	1,135.08	113.52	1,248.60		9213	7.7	13.6
							ULT DSL	177.63	55.96	90.36	9.04	99.40	57401	633	8.8	15.7
7050 15405338 04235 1HTW447 2206 WHITE FORD RANGER UTILITY	01/08/25	12:11:46	SPEARWOOD	WA	6443	004919	ULT DSL	177.31	47.28	76.21	7.62	83.83	57986	585	8.1	14.3
							ULT DSL	179.04	51.95	84.55	8.46	93.01	58609	623	8.3	14.9
							ULT DSL	172.37	54.19	84.92	8.49	93.41	59257	648	8.4	14.4
							ULT DSL									

BP Australia Pty Ltd
A.B.N. 53 004 085 616
GPO Box 1621
MELBOURNE VIC 3001

BP Plus
Fleet Control Report

Account Enquiries: BP Accounts Receivable Telephone: 1800 225 527



CITY OF COCKBURN
Accounts Payable (Invoice Only) PO
067775
PO Box 1215
BIBRA LAKE DC PRIVATE BOXES WA
6965

CITY OF COCKBURN

Account Number: 0050188034Customer Number: 0115405338Page: 3 of 35

Period Starting: 01/08/2025Period Ending: 31/08/2025Date: 31/08/2025

Card Number Vehicle/Driver	Date	Time	Purchase Location	Site No.	Receipt Number	Customer Reference	Product/Service					Odo meter (km)	KM Span	Litres/100km	Cents /km
							Description	CPL Price	Litres	Total Exc GST (\$)	GST (\$)				
Cost Centre 7050 15405338 03575 1GZQ778 2217 WHITE TOYOTA CAMRY SEDAN	13/08/25	11:58:52	2206 SPEARWOOD WA	6443	005074		DIESEL		209.38	336.04	33.61	369.65			
						TOTAL	THIS PERIOD		209.38	336.04	33.61	369.65		2489	8.4
							YEAR TO DATE		1,010.70	1,638.68	163.88	1,802.56		11656	8.7
															15.5
Cost Centre 7050 15405338 04532 1DI923 2236 WHITE FORD RANGER	06/08/25	09:27:01	2217 COCKBURN CENTRAL WA	7395	078333		DIESEL		209.38	336.04	33.61	369.65			
						TOTAL	THIS PERIOD		209.38	336.04	33.61	369.65		2489	8.4
							YEAR TO DATE		1,010.70	1,638.68	163.88	1,802.56		11656	8.7
															15.5
Cost Centre 7050 15405338 04052 1GMF052 2246 WHITE SUBARU OUTBACK WAGON	15/08/25	15:23:48	2236 BIBRA LAKE WA	7451	080930		ULP 95 UNM	171.21	39.85	62.03	6.20	68.23	46962	784	5.1
							M/S		39.85	62.03	6.20	68.23			8.7
						TOTAL	THIS PERIOD		39.85	62.03	6.20	68.23		784	5.1
							YEAR TO DATE		429.83	647.09	64.72	711.81		6910	6.2
Cost Centre 7050 15405338 04052 1GMF052 2246 WHITE SUBARU OUTBACK WAGON	15/08/25	15:23:48	2236 BIBRA LAKE WA	7451	080930		ULT DSL	179.31	58.05	94.63	9.46	104.09	40437	513	11.3
							DIESEL		58.05	94.63	9.46	104.09			20.3
						TOTAL	THIS PERIOD		58.05	94.63	9.46	104.09		513	11.3
							YEAR TO DATE		1,836.98	2,950.89	295.11	3,246.00		16560	11.1
Cost Centre 7050 15405338 04052 1GMF052 2246 WHITE SUBARU OUTBACK WAGON	15/08/25	15:23:48	2236 BIBRA LAKE WA	7451	080930		DIESEL		58.05	94.63	9.46	104.09			
						TOTAL	THIS PERIOD		58.05	94.63	9.46	104.09		513	11.3
							YEAR TO DATE		1,836.98	2,950.89	295.11	3,246.00		16560	11.1
							ULSD G10	177.90 P	44.54	72.04	7.20	79.24	6344		

BP Australia Pty Ltd
A.B.N. 53 004 085 616
GPO Box 1621
MELBOURNE VIC 3001

BP Plus Fleet Control Report

Account Enquiries: BP Accounts Receivable Telephone: 1800 225 527



CITY OF COCKBURN
Accounts Payable (Invoice Only) PO
067775
PO Box 1215
BIBRA LAKE DC PRIVATE BOXES WA
6965

CITY OF COCKBURN

Account Number: **0050188034**
Period Starting: **01/08/2025**

Customer Number: **0115405338**
Period Ending: **31/08/2025**

Page: 4 of 35
Date: 31/08/2025

Card Number Vehicle/Driver	Date	Time	Purchase Location	Site No.	Receipt Number	Customer Reference	Product/Service					Odo meter (km)	KM Span	Litres/ 100km	Cents /km
							Description	CPL Price	Litres	Total Exc GST (\$)	GST (\$)	Total Inc GST (\$)			
Cost Centre			2246				DIESEL		44.54	72.04	7.20	79.24			
							TOTAL		44.54	72.04	7.20	79.24			
							THIS PERIOD								
							YEAR TO DATE		366.03	583.60	58.35	641.95		3364	10.9
	20/08/25	08:42:39	SPEARWOOD	WA	6443	005271	DIESEL		44.54	72.04	7.20	79.24			
							TOTAL		44.54	72.04	7.20	79.24			
							THIS PERIOD								
							YEAR TO DATE		366.03	583.60	58.35	641.95		3364	10.9
Cost Centre			2257				ULT DSL	173.07	75.94	119.48	11.95	131.43	67580	826	9.2
							DIESEL		75.94	119.48	11.95	131.43			
							TOTAL		75.94	119.48	11.95	131.43		826	9.2
							THIS PERIOD		662.12	1,054.80	105.47	1,160.27		6504	10.2
	05/08/25	11:59:16	BIBRA LAKE	WA	7451	080078	ULT DSL	177.90 P	64.74	104.70	10.47	115.17	15144	714	9.1
							DIESEL		64.74	104.70	10.47	115.17			
							TOTAL		64.74	104.70	10.47	115.17		714	9.1
							THIS PERIOD		547.32	875.00	87.51	962.51		5524	9.9
Cost Centre			2297				ULT DSL	179.63	67.06	109.51	10.95	120.46	59900	920	7.3
							ULT DSL	175.07	59.73	95.06	9.51	104.57	60710	810	7.4
							ULT DSL	172.37	65.41	102.50	10.25	112.75	61590	880	7.4
							TOTAL		64.74	104.70	10.47	115.17		714	9.1
	01/08/25	07:08:52	BIBRA LAKE	WA	7451	079805	THIS PERIOD		547.32	875.00	87.51	962.51		5524	9.9
							YEAR TO DATE								
	19/08/25	07:06:57	BIBRA LAKE	WA	7451	081109	ULT DSL	175.07	59.73	95.06	9.51	104.57	60710	810	7.4
							ULT DSL	172.37	65.41	102.50	10.25	112.75	61590	880	7.4
							TOTAL		64.74	104.70	10.47	115.17		714	9.1
							THIS PERIOD		547.32	875.00	87.51	962.51		5524	9.9
	29/08/25	07:40:46	BIBRA LAKE	WA	7451	081832	YEAR TO DATE								

BP Australia Pty Ltd
A.B.N. 53 004 085 616
GPO Box 1621
MELBOURNE VIC 3001

BP Plus Fleet Control Report

Account Enquiries: BP Accounts Receivable Telephone: 1800 225 527



CITY OF COCKBURN
Accounts Payable (Invoice Only) PO
067775
PO Box 1215
BIBRA LAKE DC PRIVATE BOXES WA
6965

CITY OF COCKBURN

Account Number: **0050188034**
Period Starting: **01/08/2025**

Customer Number: **0115405338**
Period Ending: **31/08/2025**

Page: 5 of 35
Date: 31/08/2025

Card Number Vehicle/Driver	Date	Time	Purchase Location	Site No.	Receipt Number	Customer Reference	Product/Service					Odo meter (km)	KM Span	Litres/ 100km	Cents /km	
							Description	CPL Price	Litres	Total Exc GST (\$)	GST (\$)					Total Inc GST (\$)
Cost Centre			2308				DIESEL	192.20	307.07	30.71	337.78					
						TOTAL	THIS PERIOD	192.20	307.07	30.71	337.78		2610	7.4	12.9	
						YEAR TO DATE	1,272.73	2,025.71	202.58	2,228.29		16800	7.6	13.3		
						DIESEL	192.20	307.07	30.71	337.78						
						TOTAL	THIS PERIOD	192.20	307.07	30.71	337.78		2610	7.4	12.9	
						YEAR TO DATE	1,272.73	2,025.71	202.58	2,228.29		16800	7.6	13.3		
						ULSD G10	177.90 P	68.51	110.80	11.08	121.88	7559	658	10.4	18.5	
						AdBlue	199.90 P	16.29	29.60	2.96	32.56	7600	41	39.7	79.4	
7050 90000771 87606 1INV015 2318 WHITE MITSUBISHI TRITON	06/08/25 21/08/25	13:14:10 17:32:42	BIBRA LAKE BIBRA LAKE	WA WA	7451 7451	080200 081351	ULSD G10	177.90 P	68.51	110.80	11.08	121.88				
							ULSD G10	174.07	59.62	94.35	9.43	103.78				
							ADBLUE	16.29	29.60	2.96	32.56					
							DIESEL	128.13	205.15	20.51	225.66					
Cost Centre			2318			TOTAL	THIS PERIOD	144.42	234.75	23.47	258.22		699	20.7	36.9	
						YEAR TO DATE	616.44	974.72	97.46	1,072.18		2974	20.7	36.1		
						ADBLUE	16.29	29.60	2.96	32.56						
						DIESEL	128.13	205.15	20.51	225.66						
						TOTAL	THIS PERIOD	144.42	234.75	23.47	258.22		699	20.7	36.9	
						YEAR TO DATE	616.44	974.72	97.46	1,072.18		2974	20.7	36.1		
						ULT DSL	177.63	54.87	88.61	8.86	97.47	1				
						ULT DSL	170.37	49.26	76.29	7.63	83.92	777				
7050 90000774 10545 1HLQ161 2336 WHITE FORD RANGER UTILITY	31/07/25 26/08/25	16:19:00 17:15:07	APPLECROSS APPLECROSS	WA WA	6200 6200	055458 056347	DIESEL	104.13	164.90	16.49	181.39					
							TOTAL	THIS PERIOD	104.13	164.90	16.49	181.39				
							YEAR TO DATE	203.80	319.03	31.90	350.93					
							DIESEL	104.13	164.90	16.49	181.39					
Cost Centre			2336			TOTAL	THIS PERIOD	104.13	164.90	16.49	181.39					
						YEAR TO DATE	456.84	732.02	73.19	805.21						
						ULSD G10	171.37	43.95	68.47	6.85	75.32	51450	602	7.3	12.5	

BP Australia Pty Ltd
A.B.N. 53 004 085 616
GPO Box 1621
MELBOURNE VIC 3001

BP Plus Fleet Control Report

Account Enquiries: BP Accounts Receivable Telephone: 1800 225 527



CITY OF COCKBURN
Accounts Payable (Invoice Only) PO
067775
PO Box 1215
BIBRA LAKE DC PRIVATE BOXES WA
6965

CITY OF COCKBURN

Account Number: **0050188034**
Period Starting: **01/08/2025**

Customer Number: **0115405338**
Period Ending: **31/08/2025**

Page: 6 of 35
Date: 31/08/2025

Card Number Vehicle/Driver	Date	Time	Purchase Location	Site No.	Receipt Number	Customer Reference	Product/Service					Odo meter (km)	KM Span	Litres/ 100km	Cents /km		
							Description	CPL Price	Litres	Total Exc GST (\$)	GST (\$)					Total Inc GST (\$)	
Cost Centre			2346				DIESEL	43.95	68.47	6.85	75.32						
						TOTAL	THIS PERIOD	43.95	68.47	6.85	75.32		602	7.3	12.5		
						YEAR TO DATE	459.39	730.11	73.01	803.12		4419	10.4	18.2			
							DIESEL	43.95	68.47	6.85	75.32						
7050 15405338 03526 1GY0863 2355 WHITE FORD RANGER UTILITY	26/08/25	16:41:27	BIBRA LAKE WA	7451	023337		DIESEL	43.95	68.47	6.85	75.32						
						TOTAL	THIS PERIOD	43.95	68.47	6.85	75.32		602	7.3	12.5		
						YEAR TO DATE	459.39	730.11	73.01	803.12		4419	10.4	18.2			
							ULT DSL	172.37	61.15	95.82	9.58	105.40	64413	554	11.0	19.0	
Cost Centre			2355				DIESEL	61.15	95.82	9.58	105.40						
						TOTAL	THIS PERIOD	61.15	95.82	9.58	105.40		554	11.0	19.0		
						YEAR TO DATE	689.03	1,106.76	110.67	1,217.43		6053	11.4	20.1			
							DIESEL	61.15	95.82	9.58	105.40						
7050 15405338 04276 HUL718 2388 WHITE FORD RANGER UTE	06/08/25 20/08/25 27/08/25	12:17:43 07:09:22 15:47:27	BIBRA LAKE BIBRA LAKE BIBRA LAKE	WA WA WA	7451 7451 7451	080194 023091 023395		ULT DSL	179.31	69.07	112.59	11.26	123.85	14324	851	8.9	15.4
								ULT DSL	175.07	68.77	109.45	10.95	120.40	41109			
								ULT DSL	172.37	75.82	118.81	11.88	130.69	41960			
								DIESEL	213.66	340.85	34.09	374.94					
Cost Centre			2388				THIS PERIOD	213.66	340.85	34.09	374.94		851	25.1	44.1		
						YEAR TO DATE	1,121.53	1,814.12	181.40	1,995.52		7823	14.3	25.5			
							DIESEL	213.66	340.85	34.09	374.94						
						TOTAL	THIS PERIOD	213.66	340.85	34.09	374.94		851	25.1	44.1		
7050 15405338 04490 1CH248 2398 FORD RANGER WHITE	21/08/25	08:43:34	SUCCESS	WA	5992	027044		ULT DSL	173.07	52.00	81.82	8.18	90.00	3310			

BP Australia Pty Ltd
A.B.N. 53 004 085 616
GPO Box 1621
MELBOURNE VIC 3001

BP Plus Fleet Control Report

Account Enquiries: BP Accounts Receivable Telephone: 1800 225 527



CITY OF COCKBURN
Accounts Payable (Invoice Only) PO
067775
PO Box 1215
BIBRA LAKE DC PRIVATE BOXES WA
6965

CITY OF COCKBURN

Account Number: **0050188034**
Period Starting: **01/08/2025**

Customer Number: **0115405338**
Period Ending: **31/08/2025**

Page: 7 of 35
Date: 31/08/2025

Card Number Vehicle/Driver	Date	Time	Purchase Location	Site No.	Receipt Number	Customer Reference	Product/Service					Odo meter (km)	KM Span	Litres/ 100km	Cents /km
							Description	CPL Price	Litres	Total Exc GST (\$)	GST (\$)	Total Inc GST (\$)			
Cost Centre			2398				DIESEL		52.00	81.82	8.18	90.00			
							TOTAL		52.00	81.82	8.18	90.00			
							THIS PERIOD								
							YEAR TO DATE		919.64	1,484.26	148.42	1,632.68		7392	12.4
							DIESEL		52.00	81.82	8.18	90.00			
							TOTAL		52.00	81.82	8.18	90.00			
							THIS PERIOD								
							YEAR TO DATE		919.64	1,484.26	148.42	1,632.68		7392	12.4
7050 15405338 04359 1GYZ376 2407 WHITE MITSUBISHI TRITON UTE	03/08/25 15/08/25	11:12:56 09:24:16	NAVAL BASE BIBRA LAKE	WA WA	7770 7451	027860 080871	ULT DSL	172.90 P	40.83	64.18	6.42	70.60	87460	294	13.9
							ULSD G10	177.90 P	47.51	76.84	7.68	84.52	87780	320	14.8
							DIESEL		88.34	141.02	14.10	155.12			
							TOTAL		88.34	141.02	14.10	155.12		614	14.4
Cost Centre			2407				THIS PERIOD								
							YEAR TO DATE		1,108.07	1,771.49	177.14	1,948.63		5259	21.1
							DIESEL		88.34	141.02	14.10	155.12			
							TOTAL		88.34	141.02	14.10	155.12		614	14.4
7050 90000768 57845 1IMB671 2419 WHITE FORD RANGER	04/08/25 07/08/25 15/08/25 21/08/25 26/08/25 30/08/25	10:36:48 14:49:17 07:47:29 12:07:31 16:30:22 19:19:25	COCKBURN CENTRAL COCKBURN CENTRAL COCKBURN CENTRAL BIBRA LAKE BIBRA LAKE BALDIVIS	WA WA WA WA WA WA	7395 7395 7395 7451 7451 7374	008539 008751 009223 081303 023335 016045	ULT DSL	179.31	52.80	86.07	8.61	94.68	20035	555	9.5
							ULT DSL	179.31	50.97	83.09	8.31	91.40	20400	365	14.0
							ULT DSL	181.04	58.51	96.29	9.63	105.92	21240	840	7.0
							ULT DSL	175.07	73.49	116.96	11.70	128.66	21078		
Cost Centre			2419				ULT DSL	172.37	79.94	125.26	12.53	137.79	22991	1913	4.2
							ULT DSL	170.37	74.64	115.60	11.56	127.16	23876	885	8.4
							DIESEL		390.35	623.27	62.34	685.61			
							TOTAL		390.35	623.27	62.34	685.61		4558	8.6
							THIS PERIOD								
							YEAR TO DATE		2,057.69	3,301.73	330.15	3,631.88		21451	9.6
							DIESEL		390.35	623.27	62.34	685.61			
							TOTAL		390.35	623.27	62.34	685.61		4558	8.6
7050 90000774 19660 1IPR226 2439 WHITE FORD RANGER	02/08/25 13/08/25 27/08/25	12:32:56 18:01:27 13:58:39	SPEARWOOD BIBRA LAKE SPEARWOOD	WA WA WA	6443 7451 6443	004727 080736 005478	ULT DSL	177.63	60.47	97.65	9.77	107.42	4316	564	10.7
							ULT DSL	180.90 P	70.86	116.54	11.65	128.19	5100	784	9.0
							ULT DSL	170.37	72.58	112.41	11.24	123.65	5718	618	11.7
							DIESEL								

BP Australia Pty Ltd
A.B.N. 53 004 085 616
GPO Box 1621
MELBOURNE VIC 3001

BP Plus Fleet Control Report

Account Enquiries: BP Accounts Receivable Telephone: 1800 225 527



CITY OF COCKBURN
Accounts Payable (Invoice Only) PO
067775
PO Box 1215
BIBRA LAKE DC PRIVATE BOXES WA
6965

CITY OF COCKBURN

Account Number: **0050188034**
Period Starting: **01/08/2025**

Customer Number: **0115405338**
Period Ending: **31/08/2025**

Page: 8 of 35
Date: 31/08/2025

Card Number Vehicle/Driver	Date	Time	Purchase Location	Site No.	Receipt Number	Customer Reference	Product/Service					Odo meter (km)	KM Span	Litres/ 100km	Cents /km
							Description	CPL Price	Litres	Total Exc GST (\$)	GST (\$)	Total Inc GST (\$)			
Cost Centre			2439				DIESEL		203.91	326.60	32.66	359.26			
							TOTAL		203.91	326.60	32.66	359.26		1966	10.4
							YEAR TO DATE		635.19	996.89	99.70	1,096.59		5647	11.2
							DIESEL		203.91	326.60	32.66	359.26			
							TOTAL		203.91	326.60	32.66	359.26		1966	10.4
							YEAR TO DATE		635.19	996.89	99.70	1,096.59		5647	11.2
7050 90000776 81897 11MH221 2447 WHITE FORD RANGER	09/08/25 26/08/25	17:14:42 07:34:11	BIBRA LAKE BIBRA LAKE	WA WA	7451 7451	080422 081627	ULT DSL	179.31	68.05	110.93	11.09	122.02	5541		
							ULT DSL	172.37	59.80	93.71	9.37	103.08	5393		
							DIESEL		127.85	204.64	20.46	225.10			
							TOTAL		127.85	204.64	20.46	225.10			
Cost Centre			2447				YEAR TO DATE		127.85	204.64	20.46	225.10			
							DIESEL		127.85	204.64	20.46	225.10			
							TOTAL		127.85	204.64	20.46	225.10			
							YEAR TO DATE		127.85	204.64	20.46	225.10			
7050 90000776 04873 11RI594 2468 WHITE FORD RANGER	04/08/25 14/08/25 26/08/25	14:17:38 14:22:01 13:30:22	BIBRA LAKE BIBRA LAKE COCKBURN CENTRAL	WA WA WA	7451 7451 7395	079989 080812 009961	ULSD G10	177.90 P	49.51	80.07	8.01	88.08	1596	479	10.3
							ULSD G10	177.90 P	45.74	73.97	7.40	81.37	2019	423	10.8
							ULT DSL	172.37	59.67	93.50	9.35	102.85	2530	511	11.7
							DIESEL		154.92	247.54	24.76	272.30			
Cost Centre			2468				TOTAL		154.92	247.54	24.76	272.30		1413	11.0
							YEAR TO DATE		208.52	333.90	33.40	367.30		1413	14.8
							DIESEL		154.92	247.54	24.76	272.30			
							TOTAL		154.92	247.54	24.76	272.30		1413	11.0
7050 15405338 03971 1HMI124 2497 WHITE FORD RANGER UTE	11/08/25 18/08/25 26/08/25	11:28:51 09:50:06 14:21:16	BIBRA LAKE BIBRA LAKE BIBRA LAKE	WA WA WA	7451 7451 7451	080487 081037 023315	ULSD G10	177.90 P	58.06	93.90	9.39	103.29	59023	342	17.0
							ULSD G10	174.07	47.60	75.33	7.53	82.86	59516	493	9.7
							ULSD G10	171.37	49.22	76.68	7.67	84.35	60070	554	8.9

BP Australia Pty Ltd
A.B.N. 53 004 085 616
GPO Box 1621
MELBOURNE VIC 3001

BP Plus
Fleet Control Report

Account Enquiries: BP Accounts Receivable Telephone: 1800 225 527



CITY OF COCKBURN
Accounts Payable (Invoice Only) PO
067775
PO Box 1215
BIBRA LAKE DC PRIVATE BOXES WA
6965

CITY OF COCKBURN

Account Number: 0050188034Customer Number: 0115405338Page: 9 of 35

Period Starting: 01/08/2025Period Ending: 31/08/2025Date: 31/08/2025

Card Number Vehicle/Driver	Date	Time	Purchase Location	Site No.	Receipt Number	Customer Reference	Product/Service					Odo meter (km)	KM Span	Litres/100km	Cents /km
							Description	CPL Price	Litres	Total Exc GST (\$)	GST (\$)	Total Inc GST (\$)			
Cost Centre 7050 90000768 87727 1IML915 2508 WHITE FORD RANGER	13/08/25	18:10:08	CANNING VALE WA	9804	017238		DIESEL		154.88	245.91	24.59	270.50			
						TOTAL	THIS PERIOD		154.88	245.91	24.59	270.50		1389	11.2
							YEAR TO DATE		1,136.86	1,829.42	182.95	2,012.37		12485	9.1
							DIESEL		154.88	245.91	24.59	270.50			
						TOTAL	THIS PERIOD		154.88	245.91	24.59	270.50		1389	11.2
							YEAR TO DATE		1,136.86	1,829.42	182.95	2,012.37		12485	9.1
Cost Centre 7050 15405338 03708 1HCC815 2515 WHITE FORD RANGER UTILITY	10/08/25	11:59:34	SUCCESS WA	5992	047940		ULT DSL	179.04	73.58	119.76	11.98	131.74	9519	884	8.3
							DIESEL		73.58	119.76	11.98	131.74			
						TOTAL	THIS PERIOD		73.58	119.76	11.98	131.74		884	8.3
							YEAR TO DATE		827.97	1,325.95	132.60	1,458.55		7143	11.6
							DIESEL		73.58	119.76	11.98	131.74			
						TOTAL	THIS PERIOD		73.58	119.76	11.98	131.74		884	8.3
Cost Centre 7050 90000765 36639 1UD383 2566 WHITE FORD RANGER	07/08/25	07:38:15	BIBRA LAKE WA	7451	022741		ULT DSL	177.31	29.23	47.12	4.71	51.83	25682	287	10.2
							DIESEL		29.23	47.12	4.71	51.83			
						TOTAL	THIS PERIOD		29.23	47.12	4.71	51.83		287	10.2
							YEAR TO DATE		210.02	335.38	33.54	368.92		287	73.2
							DIESEL		29.23	47.12	4.71	51.83			
						TOTAL	THIS PERIOD		29.23	47.12	4.71	51.83		287	10.2

BP Australia Pty Ltd
A.B.N. 53 004 085 616
GPO Box 1621
MELBOURNE VIC 3001

BP Plus Fleet Control Report

Account Enquiries: BP Accounts Receivable Telephone: 1800 225 527



CITY OF COCKBURN
Accounts Payable (Invoice Only) PO
067775
PO Box 1215
BIBRA LAKE DC PRIVATE BOXES WA
6965

CITY OF COCKBURN

Account Number: **0050188034**
Period Starting: **01/08/2025**

Customer Number: **0115405338**
Period Ending: **31/08/2025**

Page: 10 of 35
Date: 31/08/2025

Card Number Vehicle/Driver	Date	Time	Purchase Location	Site No.	Receipt Number	Customer Reference	Product/Service					Odo meter (km)	KM Span	Litres/ 100km	Cents /km
							Description	CPL Price	Litres	Total Exc GST (\$)	GST (\$)	Total Inc GST (\$)			
Cost Centre			2556				DIESEL		44.20	72.05	7.21	79.26			
							TOTAL		44.20	72.05	7.21	79.26		366	12.1
							YEAR TO DATE		955.87	1,535.82	153.60	1,689.42		13331	7.2
							DIESEL		44.20	72.05	7.21	79.26			
Cost Centre			2566				TOTAL		44.20	72.05	7.21	79.26		366	12.1
							YEAR TO DATE		955.87	1,535.82	153.60	1,689.42		13331	7.2
	29/08/25	10:15:57	BIBRA LAKE	WA	7451	023509	ULT DSL	172.37	67.27	105.41	10.54	115.95	10764	859	7.8
							DIESEL		67.27	105.41	10.54	115.95			
							TOTAL		67.27	105.41	10.54	115.95		859	7.8
							YEAR TO DATE		858.52	1,359.99	135.99	1,495.98		7480	11.5
Cost Centre			2566				DIESEL		67.27	105.41	10.54	115.95			
	03/08/25	15:24:27	BIBRA LAKE	WA	7451	079920	TOTAL		67.27	105.41	10.54	115.95		859	7.8
							YEAR TO DATE		858.52	1,359.99	135.99	1,495.98		7480	11.5
							ULT DSL	179.63	39.55	64.59	6.46	71.05	61551	364	10.9
Cost Centre			2575				ULT DSL	172.37	67.83	106.29	10.63	116.92	63700	2149	3.2
	27/08/25	15:10:30	BIBRA LAKE	WA	7451	023388	DIESEL		107.38	170.88	17.09	187.97			
							TOTAL		107.38	170.88	17.09	187.97		2513	4.3
							YEAR TO DATE		1,149.95	1,864.17	186.41	2,050.58		9870	11.7
Cost Centre			2575				DIESEL		107.38	170.88	17.09	187.97			
	07/08/25	07:02:40	BIBRA LAKE	WA	7451	080247	TOTAL		107.38	170.88	17.09	187.97		2513	4.3
							YEAR TO DATE		1,149.95	1,864.17	186.41	2,050.58		9870	11.7
							ULSD G10	177.90 P	60.25	97.44	9.74	107.18	9826	627	9.6
Cost Centre			2575				ULSD G10	174.07	56.08	88.75	8.87	97.62	10410	584	9.6
	18/08/25	09:20:37	BIBRA LAKE	WA	7451	081029	ULSD G10	174.07	47.82	75.67	7.57	83.24	10893	483	9.9
							ULSD G10	174.07	47.82	75.67	7.57	83.24	10893	483	9.9
							ULSD G10	174.07	47.82	75.67	7.57	83.24	10893	483	9.9

BP Australia Pty Ltd
A.B.N. 53 004 085 616
GPO Box 1621
MELBOURNE VIC 3001

BP Plus Fleet Control Report

Account Enquiries: BP Accounts Receivable Telephone: 1800 225 527



CITY OF COCKBURN
Accounts Payable (Invoice Only) PO
067775
PO Box 1215
BIBRA LAKE DC PRIVATE BOXES WA
6965

CITY OF COCKBURN

Account Number: **0050188034**
Period Starting: **01/08/2025**

Customer Number: **0115405338**
Period Ending: **31/08/2025**

Page: 11 of 35
Date: 31/08/2025

Card Number Vehicle/Driver	Date	Time	Purchase Location	Site No.	Receipt Number	Customer Reference	Product/Service					Odo meter (km)	KM Span	Litres/ 100km	Cents /km	
							Description	CPL Price	Litres	Total Exc GST (\$)	GST (\$)					Total Inc GST (\$)
Cost Centre			2597				DIESEL		164.15	261.86	26.18	288.04				
							TOTAL	THIS PERIOD	164.15	261.86	26.18	288.04		1694	9.7	17.0
							YEAR TO DATE		1,024.20	1,624.52	162.45	1,786.97		9758	10.5	18.3
							DIESEL		164.15	261.86	26.18	288.04				
7050 90000766 04643 1HOK040 2606 WHITE FORD RANGER UTILITY	14/08/25 27/08/25	09:18:04 09:08:48	BIBRA LAKE BIBRA LAKE	WA WA	7451 7451	022936 023361	ULSD G10	180.90 P	58.27	95.83	9.58	105.41	28736	389	15.0	27.1
							ULSD G10	171.37	64.60	100.64	10.06	110.70	29183	447	14.5	24.8
							DIESEL		122.87	196.47	19.64	216.11				
							TOTAL	THIS PERIOD	122.87	196.47	19.64	216.11		836	14.7	25.9
Cost Centre			2606				YEAR TO DATE		895.61	1,435.76	143.56	1,579.32		5521	16.2	28.6
							DIESEL		122.87	196.47	19.64	216.11				
							TOTAL	THIS PERIOD	122.87	196.47	19.64	216.11		836	14.7	25.9
							YEAR TO DATE		895.61	1,435.76	143.56	1,579.32		5521	16.2	28.6
7050 15405338 04292 1HVF574 2618 WHITE VOLKSWAGEN CADDY VAN	19/08/25	09:39:59	BIBRA LAKE	WA	7451	023035	ULSD G10	174.07	44.58	70.55	7.05	77.60	777			
							DIESEL		44.58	70.55	7.05	77.60				
							TOTAL	THIS PERIOD	44.58	70.55	7.05	77.60				
							YEAR TO DATE		578.09	929.36	92.93	1,022.29		6500	8.9	15.7
Cost Centre			2618				DIESEL		44.58	70.55	7.05	77.60				
							TOTAL	THIS PERIOD	44.58	70.55	7.05	77.60				
							YEAR TO DATE		578.09	929.36	92.93	1,022.29		6500	8.9	15.7
							ULSD G10	177.90 P	56.61	91.55	9.16	100.71	52000	500	11.3	20.1
7050 15405338 04417 1GRB219 2626 WHITE MITSUBISHI TRITON UTE	31/07/25 14/08/25	11:47:05 13:57:01	BIBRA LAKE BIBRA LAKE	WA WA	7451 7451	079755 080805	ULSD G10	177.90 P	49.01	79.26	7.93	87.19	52400	400	12.3	21.8

BP Australia Pty Ltd
A.B.N. 53 004 085 616
GPO Box 1621
MELBOURNE VIC 3001

BP Plus Fleet Control Report

Account Enquiries: BP Accounts Receivable Telephone: 1800 225 527



CITY OF COCKBURN
Accounts Payable (Invoice Only) PO
067775
PO Box 1215
BIBRA LAKE DC PRIVATE BOXES WA
6965

CITY OF COCKBURN

Account Number: **0050188034**
Period Starting: **01/08/2025**

Customer Number: **0115405338**
Period Ending: **31/08/2025**

Page: 12 of 35
Date: 31/08/2025

Card Number Vehicle/Driver	Date	Time	Purchase Location	Site No.	Receipt Number	Customer Reference	Product/Service					Odo meter (km)	KM Span	Litres/ 100km	Cents /km		
							Description	CPL Price	Litres	Total Exc GST (\$)	GST (\$)					Total Inc GST (\$)	
Cost Centre			2626				DIESEL	105.62	170.81	17.09	187.90						
						TOTAL	THIS PERIOD	105.62	170.81	17.09	187.90		900	11.7	20.9		
						YEAR TO DATE	728.58	1,173.10	117.34	1,290.44		4300	16.9	30.0			
							DIESEL	105.62	170.81	17.09	187.90						
						TOTAL	THIS PERIOD	105.62	170.81	17.09	187.90		900	11.7	20.9		
						YEAR TO DATE	728.58	1,173.10	117.34	1,290.44		4300	16.9	30.0			
							ULSD G10	177.90 P	62.47	101.03	10.10	111.13	6088				
							ULSD G10	177.90 P	65.00	105.13	10.51	115.64	61520				
7050 15405338 04029 1HOA671 2646 WHITE MITSUBISHI TRITON	31/07/25 12/08/25 25/08/25	13:49:48 08:54:18 17:02:41	BIBRA LAKE BIBRA LAKE NAVAL BASE	WA WA WA	7451 7451 7770	079770 022869 054246		ULT DSL	170.37	62.57	96.91	9.69	106.60	62157	637	9.8	16.7
								DIESEL	190.04	303.07	30.30	333.37					
							TOTAL	THIS PERIOD	190.04	303.07	30.30	333.37		637	29.8	52.3	
							YEAR TO DATE	1,086.92	1,735.99	173.60	1,909.59		11240	9.7	17.0		
Cost Centre			2646				DIESEL	190.04	303.07	30.30	333.37						
						TOTAL	THIS PERIOD	190.04	303.07	30.30	333.37		637	29.8	52.3		
						YEAR TO DATE	1,086.92	1,735.99	173.60	1,909.59		11240	9.7	17.0			
							ULT DSL	179.31	72.82	118.71	11.87	130.58	66296	529	13.8	24.7	
							DIESEL	72.82	118.71	11.87	130.58						
						TOTAL	THIS PERIOD	72.82	118.71	11.87	130.58		529	13.8	24.7		
						YEAR TO DATE	1,793.88	2,899.35	289.94	3,189.29		13930	12.9	22.9			
							DIESEL	72.82	118.71	11.87	130.58						
Cost Centre			2656				THIS PERIOD	72.82	118.71	11.87	130.58		529	13.8	24.7		
						YEAR TO DATE	1,793.88	2,899.35	289.94	3,189.29		13930	12.9	22.9			
							ULT DSL	177.31	55.92	90.14	9.01	99.15	80293	511	10.9	19.4	
							ULT DSL	179.04	57.46	93.52	9.35	102.87	8780				
7050 15405338 03914 1HIN742 2667 WHITE MITSUBISHI TRITON UTE	06/08/25 12/08/25 21/08/25	14:23:49 14:27:29 14:17:58	SPEARWOOD	WA	6443	004862	ULT DSL	175.07	58.46	93.05	9.30	102.35	81294				
			SPEARWOOD	WA	6443	005036											
			COCKBURN CENTRAL	WA	7395	078643											

BP Australia Pty Ltd
A.B.N. 53 004 085 616
GPO Box 1621
MELBOURNE VIC 3001

BP Plus Fleet Control Report

Account Enquiries: BP Accounts Receivable Telephone: 1800 225 527



CITY OF COCKBURN
Accounts Payable (Invoice Only) PO
067775
PO Box 1215
BIBRA LAKE DC PRIVATE BOXES WA
6965

CITY OF COCKBURN

Account Number: **0050188034**
Period Starting: **01/08/2025**

Customer Number: **0115405338**
Period Ending: **31/08/2025**

Page: 13 of 35
Date: 31/08/2025

Card Number Vehicle/Driver	Date	Time	Purchase Location	Site No.	Receipt Number	Customer Reference	Product/Service					Odo meter (km)	KM Span	Litres/ 100km	Cents /km	
							Description	CPL Price	Litres	Total Exc GST (\$)	GST (\$)					Total Inc GST (\$)
Cost Centre			2667				DIESEL	171.84	276.71	27.66	304.37					
							TOTAL	THIS PERIOD	171.84	276.71	27.66	304.37		511	33.6	59.6
							YEAR TO DATE	1,593.74	2,555.25	255.52	2,810.77	11364	14.0	24.7		
							DIESEL	171.84	276.71	27.66	304.37					
							TOTAL	THIS PERIOD	171.84	276.71	27.66	304.37		511	33.6	59.6
							YEAR TO DATE	1,593.74	2,555.25	255.52	2,810.77	11364	14.0	24.7		
7050 15405338 03823 1HGH898 2677 WHITE MITSUBISHI TRITON UTE	04/08/25 11/08/25 21/08/25 28/08/25	14:10:25 13:37:22 14:06:54 14:37:06	COCKBURN CENTRAL COCKBURN CENTRAL COCKBURN CENTRAL COCKBURN CENTRAL	WA WA WA WA	7395 7395 7395 7395	008564 008941 009635 010129	ULT DSL	179.31	52.88	86.20	8.62	94.82	8251	449 458	11.6 12.4	20.4 21.4
							ULT DSL	181.04	52.01	85.60	8.56	94.16	83267			
							ULT DSL	175.07	52.23	83.13	8.31	91.44	83716			
							ULT DSL	172.37	56.82	89.04	8.90	97.94	84174			
							DIESEL	213.94	343.97	34.39	378.36					
							TOTAL	THIS PERIOD	213.94	343.97	34.39	378.36				
Cost Centre			2677				YEAR TO DATE	1,507.25	2,435.70	243.59	2,679.29	10129	14.9	26.5		
							DIESEL	213.94	343.97	34.39	378.36					
							TOTAL	THIS PERIOD	213.94	343.97	34.39	378.36		907	23.6	41.7
							YEAR TO DATE	1,507.25	2,435.70	243.59	2,679.29	10129	14.9	26.5		
							ULSD G10	174.07	64.29	101.74	10.17	111.91	7459			
							DIESEL	64.29	101.74	10.17	111.91					
7050 15405338 03765 1HEI019 2687 WHITE ISUZU D-MAX UTE	20/08/25	15:03:42	BIBRA LAKE	WA	7451	081253	TOTAL	THIS PERIOD	64.29	101.74	10.17	111.91				
							YEAR TO DATE	299.98	481.04	48.10	529.14	1571	19.1	33.7		
							DIESEL	64.29	101.74	10.17	111.91					
							TOTAL	THIS PERIOD	64.29	101.74	10.17	111.91				
							YEAR TO DATE	299.98	481.04	48.10	529.14	1571	19.1	33.7		
							ULSD G10	177.90 P	66.36	107.32	10.73	118.05	18231	590	11.2	20.0
7050 15405338 04599 11GB442 2698 WHITE ISUZU D-MAX	05/08/25 14/08/25 14/08/25 17/08/25 23/08/25 30/08/25	17:27:58 12:30:06 12:34:45 15:26:54 15:23:14 17:22:37	BIBRA LAKE BIBRA LAKE BIBRA LAKE BIBRA LAKE BIBRA LAKE BIBRA LAKE	WA WA WA WA WA WA	7451 7451 7451 7451 7451 7451	080126 080784 080785 080999 081465 023597	ULT DSL	180.90 P	1.26	2.07	0.21	2.28	18732	501	0.3	0.5
							ULSD G10	177.90 P	57.43	92.88	9.29	102.17	17233			
							ULT DSL	180.90 P	21.48	35.33	3.53	38.86	18921	1688	1.3	2.3
							ULT DSL	175.07	52.86	84.13	8.41	92.54	19408	487	10.9	19.0
							ULT DSL	172.37	65.21	102.18	10.22	112.40	19976	568	11.5	19.8
							ULT DSL									

BP Australia Pty Ltd
A.B.N. 53 004 085 616
GPO Box 1621
MELBOURNE VIC 3001

BP Plus Fleet Control Report

Account Enquiries: BP Accounts Receivable Telephone: 1800 225 527



CITY OF COCKBURN
Accounts Payable (Invoice Only) PO
067775
PO Box 1215
BIBRA LAKE DC PRIVATE BOXES WA
6965

CITY OF COCKBURN

Account Number: **0050188034**
Period Starting: **01/08/2025**

Customer Number: **0115405338**
Period Ending: **31/08/2025**

Page: 14 of 35
Date: 31/08/2025

Card Number Vehicle/Driver	Date	Time	Purchase Location	Site No.	Receipt Number	Customer Reference	Product/Service					Odo meter (km)	KM Span	Litres/ 100km	Cents /km		
							Description	CPL Price	Litres	Total Exc GST (\$)	GST (\$)					Total Inc GST (\$)	
7050 15405338 04425 1HJA763 2706 WHITE FORD RANGER UTILITY	04/08/25 12/08/25 18/08/25 25/08/25	14:37:07 14:58:59 14:58:26 07:19:30	BIBRA LAKE BIBRA LAKE BIBRA LAKE BIBRA LAKE	WA WA WA WA	7451 7451 7451 7451	079995 080629 081079 081509		DIESEL	264.60	423.91	42.39	466.30					
							TOTAL	THIS PERIOD	264.60	423.91	42.39	466.30		3834	6.9	12.2	
							YEAR TO DATE	1,465.38	2,363.88	236.40	2,600.28	15535	9.4	16.7			
								DIESEL	264.60	423.91	42.39	466.30					
							TOTAL	THIS PERIOD	264.60	423.91	42.39	466.30		3834	6.9	12.2	
							YEAR TO DATE	1,465.38	2,363.88	236.40	2,600.28	15535	9.4	16.7			
								ULSD G10	177.90 P	54.09	87.48	8.75	96.23	757			
								ULSD G10	177.90 P	42.76	69.15	6.92	76.07	76343			
								ULSD G10	174.07	25.72	40.70	4.07	44.77	76550	207	12.4	21.6
								ULSD G10	171.37	46.98	73.19	7.32	80.51	76944	394	11.9	20.4
7050 15405338 03336 1GVU053 2723 WHITE ISUZU FIRE TRUCK	06/08/25 27/08/25	11:39:47 20:46:21	COCKBURN CENTRAL COCKBURN CENTRAL	WA WA	7395 7395	078338 010062		DIESEL	169.55	270.52	27.06	297.58					
							TOTAL	THIS PERIOD	169.55	270.52	27.06	297.58		601	28.2	49.5	
							YEAR TO DATE	1,243.34	1,987.12	198.73	2,185.85	7330	17.0	29.8			
								DIESEL	169.55	270.52	27.06	297.58					
							TOTAL	THIS PERIOD	169.55	270.52	27.06	297.58		601	28.2	49.5	
							YEAR TO DATE	1,243.34	1,987.12	198.73	2,185.85	7330	17.0	29.8			
								ULSD G10	178.31	34.26	55.54	5.55	61.09	777			
								ULSD G10	171.37	39.95	62.24	6.22	68.46	44639			
								DIESEL	74.21	117.78	11.77	129.55					
							TOTAL	THIS PERIOD	74.21	117.78	11.77	129.55					
7050 15405338 04458 1IAN072 2737 WHITE FORD RANGER	05/08/25 13/08/25 28/08/25	10:58:58 13:24:16 12:54:17	BIBRA LAKE BIBRA LAKE BIBRA LAKE	WA WA WA	7451 7451 7451	080066 080712 023451		ULT DSL	179.31	63.13	102.91	10.29	113.20	34500	700	9.0	16.2
								ULT DSL	180.90 P	67.03	110.24	11.02	121.26	34500			
								ULT DSL	172.37	74.72	117.08	11.71	128.79	35000	500	14.9	25.8

BP Australia Pty Ltd
A.B.N. 53 004 085 616
GPO Box 1621
MELBOURNE VIC 3001

BP Plus Fleet Control Report

Account Enquiries: BP Accounts Receivable Telephone: 1800 225 527



CITY OF COCKBURN
Accounts Payable (Invoice Only) PO
067775
PO Box 1215
BIBRA LAKE DC PRIVATE BOXES WA
6965

CITY OF COCKBURN

Account Number: **0050188034**
Period Starting: **01/08/2025**

Customer Number: **0115405338**
Period Ending: **31/08/2025**

Page: 15 of 35
Date: 31/08/2025

Card Number Vehicle/Driver	Date	Time	Purchase Location		Site No.	Receipt Number	Customer Reference	Product/Service					Odo meter (km)	KM Span	Litres/ 100km	Cents /km	
								Description	CPL Price	Litres	Total Exc GST (\$)	GST (\$)					Total Inc GST (\$)
Cost Centre			2737					DIESEL	204.88	330.23	33.02	363.25					
							TOTAL	THIS PERIOD	204.88	330.23	33.02	363.25		1200	17.1	30.3	
							YEAR TO DATE	1,178.78	1,896.81	189.67	2,086.48		10000	11.8	20.9		
								DIESEL	204.88	330.23	33.02	363.25					
							TOTAL	THIS PERIOD	204.88	330.23	33.02	363.25		1200	17.1	30.3	
							YEAR TO DATE	1,178.78	1,896.81	189.67	2,086.48		10000	11.8	20.9		
								ULT DSL	179.63	26.02	42.49	4.25	46.74	32092	144	18.1	32.5
								COCKBURN CENTRAL	179.31	21.14	34.46	3.45	37.91	32276	184	11.5	20.6
7050 15405338 01454 1EZY791 2753 TOYOTA LANDCRUISER UTILITY	03/08/25 06/08/25 24/08/25 27/08/25	15:07:24 11:39:07 14:51:57 20:40:09	COCKBURN CENTRAL COCKBURN CENTRAL COCKBURN CENTRAL SUCCESS	WA WA WA WA	7395 7395 7395 5992	008491 078337 009814 027269		ULT DSL	175.07	37.24	59.27	5.93	65.20	52525			
								ULP UNM	161.65	11.95	17.56	1.76	19.32	32527			
								DIESEL M/S	84.40 11.95	136.22 17.56	13.63 1.76	149.85 19.32					
							TOTAL	THIS PERIOD	96.35	153.78	15.39	169.17		328	29.4	51.6	
Cost Centre			2753					YEAR TO DATE	587.00	942.65	94.26	1,036.91		746	78.7	139.0	
								DIESEL M/S	84.40 11.95	136.22 17.56	13.63 1.76	149.85 19.32					
							TOTAL	THIS PERIOD	96.35	153.78	15.39	169.17		328	29.4	51.6	
							YEAR TO DATE	587.00	942.65	94.26	1,036.91		746	78.7	139.0		
7050 15405338 04151 1HRR422 2766 WHITE FORD RANGER UTE	05/08/25 28/08/25	17:22:26 11:36:08	BIBRA LAKE BIBRA LAKE	WA WA	7451 7451	080124 023445		ULT DSL	179.31	69.84	113.85	11.38	125.23	33957	768	9.1	16.3
								ULT DSL	172.37	66.50	104.20	10.42	114.62	34716	759	8.8	15.1
								DIESEL	136.34	218.05	21.80	239.85					
							TOTAL	THIS PERIOD	136.34	218.05	21.80	239.85		1527	8.9	15.7	
Cost Centre			2766					YEAR TO DATE	892.19	1,428.05	142.79	1,570.84		10086	8.8	15.6	
								DIESEL	136.34	218.05	21.80	239.85					
							TOTAL	THIS PERIOD	136.34	218.05	21.80	239.85		1527	8.9	15.7	
							YEAR TO DATE	892.19	1,428.05	142.79	1,570.84		10086	8.8	15.6		
7050 90000771 74323 11ML076 2778 WHITE ISUZU DMAX	10/08/25	11:26:14	BIBRA LAKE	WA	7451	080429		ULSD G10	177.90 P	54.08	87.46	8.75	96.21	8875			

BP Australia Pty Ltd
A.B.N. 53 004 085 616
GPO Box 1621
MELBOURNE VIC 3001

BP Plus Fleet Control Report

Account Enquiries: BP Accounts Receivable Telephone: 1800 225 527



CITY OF COCKBURN
Accounts Payable (Invoice Only) PO
067775
PO Box 1215
BIBRA LAKE DC PRIVATE BOXES WA
6965

CITY OF COCKBURN

Account Number: **0050188034**
Period Starting: **01/08/2025**

Customer Number: **0115405338**
Period Ending: **31/08/2025**

Page: 16 of 35
Date: 31/08/2025

Card Number Vehicle/Driver	Date	Time	Purchase Location		Site No.	Receipt Number	Customer Reference	Product/Service					Odo meter (km)	KM Span	Litres/ 100km	Cents /km									
								Description	CPL Price	Litres	Total Exc GST (\$)	GST (\$)					Total Inc GST (\$)								
Cost Centre			2778						DIESEL	54.08	87.46	8.75	96.21												
								TOTAL	THIS PERIOD	54.08	87.46	8.75	96.21												
								YEAR TO DATE	112.22	181.66	18.17	199.83													
									DIESEL	54.08	87.46	8.75	96.21												
								TOTAL	THIS PERIOD	54.08	87.46	8.75	96.21												
								YEAR TO DATE	112.22	181.66	18.17	199.83													
									01/08/25	19:04:48	PIARA WATERS	WA	1110	031914	ULT DSL	178.90 P	17.58	28.59	2.86	31.45	14692	71	24.8	44.3	
								03/08/25	15:05:44	COCKBURN CENTRAL	WA	7395	008490	ULSD G10	178.63	17.23	27.98	2.80	30.78	14871	179	9.6	17.2		
7050 15405338 04193 1HRS629 2784 TOYOTA LCRUSR - WHITE	01/08/25 07/08/25 11/08/25 13/08/25 16/08/25 17/08/25 18/08/25 24/08/25	19:04:48 15:05:44 14:17:50 07:41:51 12:01:06 16:15:35 14:53:29 07:48:10 14:55:02	PIARA WATERS PIARA WATERS PIARA WATERS PIARA WATERS PIARA WATERS PIARA WATERS PIARA WATERS PIARA WATERS COCKBURN CENTRAL	WA WA WA WA WA WA WA WA WA	1110 1110 1110 1110 1110 1110 1110 1110 7395	031914 008490 032176 032318 032449 032609 032641 032664 009616			ULT DSL	178.90 P	22.86	37.18	3.72	40.90	777										
									ULT DSL	178.90 P	16.71	27.17	2.72	29.89	15104										
									ULT DSL	178.90 P	9.71	15.79	1.58	17.37	15217	113	8.6	15.4							
									ULT DSL	178.90 P	10.46	17.01	1.70	18.71	777										
									ULT DSL	178.90 P	18.27	29.72	2.97	32.69	777										
									ULT DSL	175.07	12.39	19.72	1.97	21.69	15518										
									ULT DSL	175.07	25.97	41.34	4.13	45.47	15702	184	14.1	24.7							
									DIESEL	151.18	244.50	24.45	268.95												
								TOTAL	THIS PERIOD	151.18	244.50	24.45	268.95		547	27.6	49.2								
								YEAR TO DATE	646.34	1,035.75	103.58	1,139.33		3476	18.6	32.8									
								Cost Centre			2784						DIESEL	151.18	244.50	24.45	268.95				
								TOTAL								THIS PERIOD	151.18	244.50	24.45	268.95		547	27.6	49.2	
YEAR TO DATE	646.34	1,035.75	103.58	1,139.33		3476	18.6	32.8																	
	06/08/25	11:53:39	BIBRA LAKE	WA	7451	080190	ULT DSL	179.31								57.48	93.70	9.37	103.07	12362	701	8.2	14.7		
									DIESEL	57.48	93.70	9.37	103.07												
								TOTAL	THIS PERIOD	57.48	93.70	9.37	103.07		701	8.2	14.7								
								YEAR TO DATE	1,073.90	1,707.97	170.79	1,878.76		9439	11.4	19.9									
									DIESEL	57.48	93.70	9.37	103.07												
Cost Centre			2798						THIS PERIOD	57.48	93.70	9.37	103.07		701	8.2	14.7								
YEAR TO DATE								1,073.90	1,707.97	170.79	1,878.76		9439	11.4	19.9										
								DIESEL	57.48	93.70	9.37	103.07													
TOTAL								THIS PERIOD	57.48	93.70	9.37	103.07		701	8.2	14.7									
7050 90000771 87614	09/08/25	10:05:45	HUNTINGDALE		WA	6117	013809		ULT DSL	177.31	65.00	104.77	10.48	115.25	6215	776	8.4	14.9							

BP Australia Pty Ltd
A.B.N. 53 004 085 616
GPO Box 1621
MELBOURNE VIC 3001

BP Plus Fleet Control Report

Account Enquiries: BP Accounts Receivable Telephone: 1800 225 527



CITY OF COCKBURN
Accounts Payable (Invoice Only) PO
067775
PO Box 1215
BIBRA LAKE DC PRIVATE BOXES WA
6965

CITY OF COCKBURN

Account Number: **0050188034**
Period Starting: **01/08/2025**

Customer Number: **0115405338**
Period Ending: **31/08/2025**

Page: 17 of 35
Date: 31/08/2025

Card Number Vehicle/Driver	Date	Time	Purchase Location	Site No.	Receipt Number	Customer Reference	Product/Service					Odo meter (km)	KM Span	Litres/ 100km	Cents /km
							Description	CPL Price	Litres	Total Exc GST (\$)	GST (\$)	Total Inc GST (\$)			
1INV014 2809 WHITE MITSUBISHI TRITON Cost Centre			2809				DIESEL		65.00	104.77	10.48	115.25			
							TOTAL		65.00	104.77	10.48	115.25		776	8.4
							YEAR TO DATE		523.50	827.79	82.77	910.56		5404	9.7
							DIESEL		65.00	104.77	10.48	115.25			
7050 15405338 03567 1GYU017 2836 TOYOTA CAMRY SEDAN Cost Centre	04/08/25 19/08/25	12:08:16 07:55:50	BIBRA LAKE BIBRA LAKE	WA WA	7451 7451	079978 081114	TOTAL		65.00	104.77	10.48	115.25		776	8.4
							YEAR TO DATE		523.50	827.79	82.77	910.56		5404	9.7
							DIESEL		65.00	104.77	10.48	115.25			
							TOTAL		65.00	104.77	10.48	115.25		776	8.4
7050 15405338 04060 1HNM845 2857 WHITE ISUZU D-MAX UTE Cost Centre	02/08/25 08/08/25 17/08/25	16:08:06 16:36:11 13:21:50	BIBRA LAKE BIBRA LAKE BIBRA LAKE	WA WA WA	7451 7451 7451	079904 080374 080997	BP ULT UNM	173.20	40.38	63.58	6.36	69.94	98704	1473	2.7
							BP ULT UNM	174.81	46.17	73.37	7.34	80.71	99632	928	5.0
							M/S		86.55	136.95	13.70	150.65			
							TOTAL		86.55	136.95	13.70	150.65		2401	3.6
7050 15405338 04128 1HPR483 2867 WHITE ISUZU DMAX UTILITY Cost Centre	31/07/25 12/08/25	10:06:23 08:13:26	BIBRA LAKE BIBRA LAKE	WA WA	7451 7451	022557 080567	YEAR TO DATE		582.68	942.00	94.21	1,036.21		10871	5.4
							M/S		86.55	136.95	13.70	150.65			
							TOTAL		86.55	136.95	13.70	150.65		2401	3.6
							YEAR TO DATE		582.68	942.00	94.21	1,036.21		10871	5.4
							ULT DSL	179.63	66.54	108.66	10.87	119.53	39590	618	10.8
							ULT DSL	179.31	44.32	72.25	7.22	79.47	40008	418	10.6
							ULT DSL	180.90 P	61.71	101.48	10.15	111.63	406610		
							DIESEL		172.57	282.39	28.24	310.63			
							TOTAL		172.57	282.39	28.24	310.63		1036	16.7
							YEAR TO DATE		1,105.70	1,764.94	176.50	1,941.44		6696	16.5
							DIESEL		172.57	282.39	28.24	310.63			
							TOTAL		172.57	282.39	28.24	310.63		1036	16.7
							YEAR TO DATE		1,105.70	1,764.94	176.50	1,941.44		6696	16.5
							ULSD G10	177.90 P	58.78	95.06	9.51	104.57	9715		
							ULSD G10	177.90 P	54.15	87.57	8.76	96.33	30238		

BP Australia Pty Ltd
A.B.N. 53 004 085 616
GPO Box 1621
MELBOURNE VIC 3001

BP Plus Fleet Control Report

Account Enquiries: BP Accounts Receivable Telephone: 1800 225 527



CITY OF COCKBURN
Accounts Payable (Invoice Only) PO
067775
PO Box 1215
BIBRA LAKE DC PRIVATE BOXES WA
6965

CITY OF COCKBURN

Account Number: **0050188034**
Period Starting: **01/08/2025**

Customer Number: **0115405338**
Period Ending: **31/08/2025**

Page: 18 of 35
Date: 31/08/2025

Card Number Vehicle/Driver	Date	Time	Purchase Location	Site No.	Receipt Number	Customer Reference	Product/Service					Odo meter (km)	KM Span	Litres/ 100km	Cents /km			
							Description	CPL Price	Litres	Total Exc GST (\$)	GST (\$)					Total Inc GST (\$)		
Cost Centre			2867				DIESEL		112.93	182.63	18.27	200.90						
							TOTAL		112.93	182.63	18.27	200.90						
							TOTAL		112.93	182.63	18.27	200.90						
7050 15405338 04011 1HJU694 2877 WHITE ISUZU D-MAX UTILITY	06/08/25 16/08/25	06:15:59 07:23:02	BIBRA LAKE BIBRA LAKE	WA WA	7451 7451	022690 080954	ULT DSL	179.31	42.38	69.08	6.91	75.99	66260	361	11.7	21.0		
							ULT DSL	180.90	P	57.01	93.75	9.38	103.13	66762	502	11.4	20.5	
							DIESEL		99.39	162.83	16.29	179.12						
							TOTAL		99.39	162.83	16.29	179.12			863	11.5	20.8	
Cost Centre			2877				DIESEL		99.39	162.83	16.29	179.12						
							TOTAL		99.39	162.83	16.29	179.12			863	11.5	20.8	
7050 15405338 02486 1GEH032 2883 WHITE ISUZU FIRE TRUCK	31/07/25 01/08/25	18:45:05 12:32:19	PIARA WATERS PIARA WATERS	WA WA	1110 1110	031862 031895	ULT DSL	178.90	P	19.20	31.23	3.12	34.35	29766	37	51.9	92.8	
							ULT DSL	178.90	P	41.96	68.25	6.82	75.07	29782	16	262.2	469.2	
							ULP UNM	161.96		39.08	57.55	5.75	63.30					
							ULT DSL	178.90	P	13.06	21.24	2.12	23.36	29801	19	68.7	122.9	
							ULT DSL	178.90	P	23.17	37.68	3.77	41.45	29900	99	23.4	41.9	
	01/08/25 04/08/25 07/08/25 22/08/25 26/08/25 29/08/25	19:05:46 07:37:11 14:18:12 18:24:56 10:42:01 13:45:26	PIARA WATERS PIARA WATERS PIARA WATERS COCKBURN CENTRAL PIARA WATERS COCKBURN CENTRAL	WA WA WA WA WA WA	7395 7395 7395 7395 7395 7395	009751 033065 010199	ULSD G10	174.07		9.61	15.21	1.52	16.73	30019	19	50.6	88.1	
							ULT DSL	172.37		35.67	55.89	5.59	61.48	3108				
							ULSD G10	171.37		8.22	12.81	1.28	14.09	30125				
							DIESEL		183.90	295.99	29.59	325.58						
							M/S		39.08	57.55	5.75	63.30						
TOTAL		222.98	363.54	35.34	388.88			290	76.9	134.1								

BP Australia Pty Ltd
A.B.N. 53 004 085 616
GPO Box 1621
MELBOURNE VIC 3001

BP Plus Fleet Control Report

Account Enquiries: BP Accounts Receivable Telephone: 1800 225 527



CITY OF COCKBURN
Accounts Payable (Invoice Only) PO
067775
PO Box 1215
BIBRA LAKE DC PRIVATE BOXES WA
6965

CITY OF COCKBURN

Account Number: **0050188034**
Period Starting: **01/08/2025**

Customer Number: **0115405338**
Period Ending: **31/08/2025**

Page: 19 of 35
Date: 31/08/2025

Card Number Vehicle/Driver	Date	Time	Purchase Location	Site No.	Receipt Number	Customer Reference	Product/Service					Odo meter (km)	KM Span	Litres/ 100km	Cents /km
							Description	CPL Price	Litres	Total Exc GST (\$)	GST (\$)	Total Inc GST (\$)			
Cost Centre			2883				DIESEL		183.90	295.99	29.59	325.58			
							M/S		39.08	57.55	5.75	63.30			
							TOTAL		222.98	353.54	35.34	388.88			
							THIS PERIOD		1,908.08	3,064.94	306.48	3,371.42			
							ULSD G10	177.90 P	54.01	87.35	8.73	96.08	777		
							ULT DSL	172.37	65.27	102.27	10.23	112.50			
							DIESEL		119.28	189.62	18.96	208.58			
							TOTAL		119.28	189.62	18.96	208.58			
							THIS PERIOD		1,357.28	2,163.02	216.30	2,379.32	4060	33.4	58.6
							YEAR TO DATE								
							DIESEL		119.28	189.62	18.96	208.58			
							TOTAL		119.28	189.62	18.96	208.58			
							THIS PERIOD		1,357.28	2,163.02	216.30	2,379.32	4060	33.4	58.6
							YEAR TO DATE								
							ULT DSL	179.04	50.73	82.57	8.26	90.83	41855	430	11.8
							ULT DSL	175.07	52.49	83.55	8.35	91.90			
							ULT DSL	172.37	32.92	51.58	5.16	56.74			
							DIESEL		136.14	217.70	21.77	239.47			
							TOTAL		136.14	217.70	21.77	239.47	1093	12.5	21.9
							THIS PERIOD		610.44	984.07	98.41	1,082.48			
							YEAR TO DATE								
							DIESEL		136.14	217.70	21.77	239.47			
							TOTAL		136.14	217.70	21.77	239.47	1093	12.5	21.9
							THIS PERIOD		610.44	984.07	98.41	1,082.48			
							ULT DSL	179.63	22.97	37.51	3.75	41.26	137647	136	16.9
							ULT DSL	179.31	43.47	70.86	7.09	77.95			
							ULT DSL	180.90 P	47.42	77.98	7.80	85.78			
							ULT DSL	175.07	30.90	49.18	4.92	54.10			
							ULT DSL	172.37	36.63	57.40	5.74	63.14	138425	187	16.5
							ULT DSL								
							ULT DSL								
							ULT DSL								

BP Australia Pty Ltd
A.B.N. 53 004 085 616
GPO Box 1621
MELBOURNE VIC 3001

BP Plus Fleet Control Report

Account Enquiries: BP Accounts Receivable Telephone: 1800 225 527



CITY OF COCKBURN
Accounts Payable (Invoice Only) PO
067775
PO Box 1215
BIBRA LAKE DC PRIVATE BOXES WA
6965

CITY OF COCKBURN

Account Number: **0050188034**
Period Starting: **01/08/2025**

Customer Number: **0115405338**
Period Ending: **31/08/2025**

Page: 20 of 35
Date: 31/08/2025

Card Number Vehicle/Driver	Date	Time	Purchase Location	Site No.	Receipt Number	Customer Reference	Product/Service					Odo meter (km)	KM Span	Litres/ 100km	Cents /km	
							Description	CPL Price	Litres	Total Exc GST (\$)	GST (\$)					Total Inc GST (\$)
Cost Centre			2943				DIESEL	181.39	292.93	29.30	322.23					
							TOTAL	THIS PERIOD	181.39	292.93	29.30	322.23		914	19.8	35.3
							YEAR TO DATE	1,531.06	2,470.66	247.10	2,717.76		7468	20.5	36.4	
							DIESEL	181.39	292.93	29.30	322.23					
							TOTAL	THIS PERIOD	181.39	292.93	29.30	322.23		914	19.8	35.3
7050 15405338 04516 11DY275 2966 WHITE MITSUBISHI TRITON UTE	03/08/25 12/08/25 26/08/25	10:33:23 11:40:32 08:02:54	NAVAL BASE NAVAL BASE NAVAL BASE	WA WA WA	7770 7770 7770	052445 028041 054270	ULT DSL	172.90 P	54.66	85.92	8.59	94.51	25770	518	10.6	18.2
							ULT DSL	172.90 P	51.72	81.29	8.13	89.42	26253	483	10.7	18.5
							ULT DSL	170.37	57.36	88.84	8.88	97.72	26763	510	11.2	19.2
							DIESEL	163.74	256.05	25.60	281.65					
							TOTAL	THIS PERIOD	163.74	256.05	25.60	281.65		1511	10.8	18.6
Cost Centre			2966				YEAR TO DATE	1,151.41	1,826.37	182.63	2,009.00		9504	12.1	21.1	
							DIESEL	163.74	256.05	25.60	281.65					
							TOTAL	THIS PERIOD	163.74	256.05	25.60	281.65		1511	10.8	18.6
							YEAR TO DATE	1,151.41	1,826.37	182.63	2,009.00		9504	12.1	21.1	
							7050 90000774 54972 11PR376 4256 WHITE FORD RANGER	12/08/25 18/08/25 29/08/25	06:48:56 14:08:22 13:57:46	NAVAL BASE BIBRA LAKE COCKBURN CENTRAL	WA WA WA	7770 7451 7395	053141 081075 078774	ULT DSL	172.90 P	60.70
ULSD G10	174.07	47.89	75.78	7.58	83.36	3285	400							12.0	20.8	
ULT DSL	172.37	51.61	80.87	8.09	88.96	3660	375							13.8	23.7	
DIESEL	160.20	252.06	25.21	277.27												
TOTAL	THIS PERIOD	160.20	252.06	25.21	277.27		1299							12.3	21.3	
Cost Centre			4256				YEAR TO DATE	406.83	641.79	64.18	705.97		2878	14.1	24.5	
							DIESEL	160.20	252.06	25.21	277.27					
							TOTAL	THIS PERIOD	160.20	252.06	25.21	277.27		1299	12.3	21.3
							YEAR TO DATE	406.83	641.79	64.18	705.97		2878	14.1	24.5	
							7050 90000769 45491 11ML913 4265 WHITE FORD RANGER	28/08/25	08:51:02	SPEARWOOD	WA	6443	005496	ULT DSL	170.37	69.08

BP Australia Pty Ltd
A.B.N. 53 004 085 616
GPO Box 1621
MELBOURNE VIC 3001

BP Plus Fleet Control Report

Account Enquiries: BP Accounts Receivable Telephone: 1800 225 527



CITY OF COCKBURN
Accounts Payable (Invoice Only) PO
067775
PO Box 1215
BIBRA LAKE DC PRIVATE BOXES WA
6965

CITY OF COCKBURN

Account Number: **0050188034**
Period Starting: **01/08/2025**

Customer Number: **0115405338**
Period Ending: **31/08/2025**

Page: 21 of 35
Date: 31/08/2025

Card Number Vehicle/Driver	Date	Time	Purchase Location	Site No.	Receipt Number	Customer Reference	Product/Service					Odo meter (km)	KM Span	Litres/ 100km	Cents /km		
							Description	CPL Price	Litres	Total Exc GST (\$)	GST (\$)					Total Inc GST (\$)	
Cost Centre 7050 90000764 46003 1UK529 4295 WHITE FORD RANGER	01/08/25 20/08/25	17:53:31 06:43:50	4265 COCKBURN CENTRAL BIBRA LAKE	WA WA	7395 7451	008439 081177		DIESEL	69.08	106.99	10.70	117.69					
							TOTAL	THIS PERIOD	69.08	106.99	10.70	117.69		714	9.7	16.5	
								YEAR TO DATE	564.91	892.41	89.24	981.65		5643	10.0	17.4	
								DIESEL	69.08	106.99	10.70	117.69					
							TOTAL	THIS PERIOD	69.08	106.99	10.70	117.69		714	9.7	16.5	
								YEAR TO DATE	564.91	892.41	89.24	981.65		5643	10.0	17.4	
Cost Centre 7050 15405338 04607 1IGP085 5044 WHITE FORD RANGER	07/08/25	06:22:21	4295 SPEARWOOD	WA WA	6443	004878		ULT DSL	179.63	71.24	116.34	11.63	127.97	11929	687	10.4	18.6
								ULT DSL	175.07	71.34	113.55	11.35	124.90	12674	745	9.6	16.8
								DIESEL	142.58	229.89	22.98	252.87					
							TOTAL	THIS PERIOD	142.58	229.89	22.98	252.87		1432	10.0	17.7	
								YEAR TO DATE	787.73	1,273.49	127.35	1,400.84		7909	10.0	17.7	
								DIESEL	142.58	229.89	22.98	252.87					
Cost Centre 7050 90000770 68897 1ICV817 5212 VOLKSWAGEN CADDY WHITE	31/07/25 17/08/25 29/08/25	11:25:53 09:35:37 12:10:48	5044 SPEARWOOD EAST ROCKINGHAM BIBRA LAKE	WA WA WA	6443 9080 7451	004666 083862 023527		ULT DSL	177.63	44.68	72.15	7.22	79.37	19816	738	6.1	10.8
								ULT DSL	175.90 P	41.00	65.56	6.56	72.12	20608	792	5.2	9.1
								ULSD G10	171.37	36.08	56.21	5.62	61.83	21297	689	5.2	9.1
							TOTAL	THIS PERIOD	66.23	106.75	10.68	117.43		808	8.2	14.5	
								YEAR TO DATE	810.56	1,303.32	130.34	1,433.66		7249	11.2	19.8	
								DIESEL	66.23	106.75	10.68	117.43					

BP Australia Pty Ltd
A.B.N. 53 004 085 616
GPO Box 1621
MELBOURNE VIC 3001

BP Plus Fleet Control Report

Account Enquiries: BP Accounts Receivable Telephone: 1800 225 527



CITY OF COCKBURN
Accounts Payable (Invoice Only) PO
067775
PO Box 1215
BIBRA LAKE DC PRIVATE BOXES WA
6965

CITY OF COCKBURN

Account Number: **0050188034**
Period Starting: **01/08/2025**

Customer Number: **0115405338**
Period Ending: **31/08/2025**

Page: 22 of 35
Date: 31/08/2025

Card Number Vehicle/Driver	Date	Time	Purchase Location	Site No.	Receipt Number	Customer Reference	Product/Service					Odo meter (km)	KM Span	Litres/ 100km	Cents /km		
							Description	CPL Price	Litres	Total Exc GST (\$)	GST (\$)					Total Inc GST (\$)	
Cost Centre	20/08/25	09:42:11	5212	SPEARWOOD WA	6443	005273		DIESEL	121.76	193.92	19.40	213.32					
							TOTAL	THIS PERIOD	121.76	193.92	19.40	213.32		2219	5.5	9.6	
							YEAR TO DATE	523.93	829.45	82.94	912.39		8930	5.9	10.2		
								DIESEL	121.76	193.92	19.40	213.32					
							TOTAL	THIS PERIOD	121.76	193.92	19.40	213.32		2219	5.5	9.6	
							YEAR TO DATE	647.61	1,032.98	103.29	1,136.27		8930	7.3	12.7		
7050 15405338 04045 1GMJ053 5313 WHITE MAZDA 6 SEDAN	20/08/25	09:42:11	SPEARWOOD WA	6443	005273		ULP UNM	160.81	39.74	58.10	5.81	63.91	58555	454	8.8	14.1	
							M/S	39.74	58.10	5.81	63.91						
						TOTAL	THIS PERIOD	39.74	58.10	5.81	63.91		454	8.8	14.1		
						YEAR TO DATE	284.90	435.61	43.55	479.16		4476	6.4	10.7			
							M/S	39.74	58.10	5.81	63.91						
						TOTAL	THIS PERIOD	39.74	58.10	5.81	63.91		454	8.8	14.1		
Cost Centre	16/08/25	21:39:32	5313	SPEARWOOD WA	6443	005163 005528		ULP 95 UNM	171.21	40.00	62.25	6.23	68.48	23310	1109	3.6	6.2
								ULP 95 UNM	169.76	38.00	58.65	5.86	64.51	23668	358	10.6	18.0
								M/S	78.00	120.90	12.09	132.99					
							TOTAL	THIS PERIOD	78.00	120.90	12.09	132.99		1467	5.3	9.1	
							YEAR TO DATE	577.09	907.43	90.75	998.18		5547	10.4	18.0		
								M/S	78.00	120.90	12.09	132.99					
Cost Centre	15/08/25	08:20:28	5424	BIBRA LAKE WA	7451	080962 081705		ULT DSL	180.90 P	43.43	71.42	7.14	78.56	53790	477	9.1	16.5
								ULT DSL	172.37	40.66	63.71	6.37	70.08	54241	451	9.0	15.5

BP Australia Pty Ltd
A.B.N. 53 004 085 616
GPO Box 1621
MELBOURNE VIC 3001

BP Plus Fleet Control Report

Account Enquiries: BP Accounts Receivable Telephone: 1800 225 527



CITY OF COCKBURN
Accounts Payable (Invoice Only) PO
067775
PO Box 1215
BIBRA LAKE DC PRIVATE BOXES WA
6965

CITY OF COCKBURN

Account Number: **0050188034**
Period Starting: **01/08/2025**

Customer Number: **0115405338**
Period Ending: **31/08/2025**

Page: 23 of 35
Date: 31/08/2025

Card Number Vehicle/Driver	Date	Time	Purchase Location	Site No.	Receipt Number	Customer Reference	Product/Service					Odo meter (km)	KM Span	Litres/ 100km	Cents /km								
							Description	CPL Price	Litres	Total Exc GST (\$)	GST (\$)					Total Inc GST (\$)							
Cost Centre			5463				DIESEL	84.09	135.13	13.51	148.64												
						TOTAL	THIS PERIOD YEAR TO DATE	84.09	135.13	13.51	148.64		928	9.1	16.0								
								802.61	1,289.01	128.89	1,417.90		7714	10.4	18.4								
							DIESEL	84.09	135.13	13.51	148.64												
						TOTAL	THIS PERIOD YEAR TO DATE	84.09	135.13	13.51	148.64		928	9.1	16.0								
								802.61	1,289.01	128.89	1,417.90		7714	10.4	18.4								
7050 90000768 57183 1IKQ367 5474 WHITE HYUNDAI I30	02/08/25	12:49:10 11:58:28 15:19:10 14:14:29	BIBRA LAKE BIBRA LAKE BIBRA LAKE BIBRA LAKE	WA WA WA WA	7451 7451 7451 7451	079897 080356 080820 081561		ULP UNM	161.96	21.83	32.15	3.21	35.36	17017	506	4.3	7.0						
								ULP UNM	161.26	38.07	55.81	5.58	61.39	17653	636	6.0	9.7						
								ULP UNM	165.27	32.52	48.86	4.89	53.75	18225	572	5.7	9.4						
								ULP UNM	157.70 P	31.73	45.49	4.55	50.04	18831	606	5.2	8.3						
								M/S		124.15	182.31	18.23	200.54										
							TOTAL	THIS PERIOD YEAR TO DATE	124.15	182.31	18.23	200.54		2320	5.4	8.6							
									1,032.15	1,552.99	155.30	1,708.29		14403	7.2	11.9							
							Cost Centre			5474				M/S		124.15	182.31	18.23	200.54				
													TOTAL	THIS PERIOD YEAR TO DATE	124.15	182.31	18.23	200.54		2320	5.4	8.6	
															1,032.15	1,552.99	155.30	1,708.29		14403	7.2	11.9	
7050 15405338 04185 1HSD237 5494 WHITE MITSUBISHI TRITON UTE	06/08/25	10:40:53 08:10:22 08:08:46	SPEARWOOD SPEARWOOD SPEARWOOD	WA WA WA	6443 6443 6443	004857 005115 005388		ULT DSL	177.31	61.62	99.33	9.93	109.26	67985	501	12.3	21.8						
								ULT DSL	179.04	65.01	105.81	10.58	116.39	68640	655	9.9	17.8						
								ULT DSL	170.37	64.02	99.15	9.92	109.07	69211	571	11.2	19.1						
								DIESEL		190.65	304.29	30.43	334.72										
							TOTAL	THIS PERIOD YEAR TO DATE	190.65	304.29	30.43	334.72		1727	11.0	19.4							
									1,455.85	2,329.01	232.92	2,561.93		12872	11.3	19.9							
								DIESEL		190.65	304.29	30.43	334.72										
							TOTAL	THIS PERIOD YEAR TO DATE	190.65	304.29	30.43	334.72		1727	11.0	19.4							
									1,455.85	2,329.01	232.92	2,561.93		12872	11.3	19.9							
							7050 15405338 04268 1HUL717 5504 WHITE FORD RANGER UTE	04/08/25	13:20:32 11:49:41 09:36:16 12:43:57 12:48:16	BIBRA LAKE BIBRA LAKE BIBRA LAKE WOODVALE BIBRA LAKE	WA WA WA WA WA	7451 7451 7451 6141 7451	022651 080492 080872 000696 081860		ULT DSL	179.31	68.35	111.42	11.14	122.56	55890	860	7.9
	ULSD G10	177.90 P	65.91	106.59	10.66	117.25								57722	1832	3.6	6.4						
	ULT DSL	180.90 P	70.05	115.20	11.52	126.72								57565									
	ULT DSL	173.07	65.47	103.01	10.30	113.31								58400	835	7.8	13.6						
	ULT DSL	172.37	66.76	104.61	10.46	115.07								59196	796	8.4	14.5						

BP Australia Pty Ltd
A.B.N. 53 004 085 616
GPO Box 1621
MELBOURNE VIC 3001

BP Plus Fleet Control Report

Account Enquiries: BP Accounts Receivable Telephone: 1800 225 527



CITY OF COCKBURN
Accounts Payable (Invoice Only) PO
067775
PO Box 1215
BIBRA LAKE DC PRIVATE BOXES WA
6965

CITY OF COCKBURN

Account Number: **0050188034**
Period Starting: **01/08/2025**

Customer Number: **0115405338**
Period Ending: **31/08/2025**

Page: 24 of 35
Date: 31/08/2025

Card Number Vehicle/Driver	Date	Time	Purchase Location	Site No.	Receipt Number	Customer Reference	Product/Service					Odo meter (km)	KM Span	Litres/ 100km	Cents /km		
							Description	CPL Price	Litres	Total Exc GST (\$)	GST (\$)					Total Inc GST (\$)	
Cost Centre	03/08/25	18:43:42	5504	SUCCESS	WA	5992	047712	DIESEL	336.54	540.83	54.08	594.91					
								TOTAL	THIS PERIOD	336.54	540.83	54.08	594.91		4323	7.8	13.8
								YEAR TO DATE	1,996.02	3,190.20	319.01	3,509.21		19409	10.3	18.1	
								DIESEL	336.54	540.83	54.08	594.91					
7050 15405338 04466 1HHE012 5523 WHITE FORD RANGER UTILITY	03/08/25	18:43:42	SUCCESS	WA	5992	047712	DIESEL	336.54	540.83	54.08	594.91						
							TOTAL	THIS PERIOD	336.54	540.83	54.08	594.91		4323	7.8	13.8	
							YEAR TO DATE	1,996.02	3,190.20	319.01	3,509.21		19409	10.3	18.1		
							ULT DSL	177.63	54.78	88.46	8.85	97.31	777				
Cost Centre	06/08/25	10:14:20	5523	SPEARWOOD	WA	6443	004854	DIESEL	54.78	88.46	8.85	97.31					
								TOTAL	THIS PERIOD	54.78	88.46	8.85	97.31		3105	15.7	27.8
								YEAR TO DATE	487.24	783.87	78.38	862.25		3105	15.7	27.8	
								DIESEL	54.78	88.46	8.85	97.31					
7050 15405338 03542 1GY2082 5542 WHITE SUBARU FORESTER WAGON	06/08/25	10:14:20	SPEARWOOD	WA	6443	004854	005069	U/LP UNM	159.26	28.63	41.45	4.15	45.60	777			
								U/LP UNM	163.27	35.94	53.35	5.33	58.68	777			
								U/LP UNM	161.65	41.24	60.60	6.06	66.66	777			
								M/S	105.81	155.40	15.54	170.94					
Cost Centre	20/08/25	11:49:10	5542	BIBRA LAKE	WA	7451	023107	TOTAL	THIS PERIOD	105.81	155.40	15.54	170.94				
								YEAR TO DATE	773.37	1,126.28	112.62	1,238.90					
								M/S	105.81	155.40	15.54	170.94					
								TOTAL	THIS PERIOD	105.81	155.40	15.54	170.94				
7050 15405338 03773 1HDY134 5552 WHITE ISUZU MUX WAGON	20/08/25	11:49:10	BIBRA LAKE	WA	7451	023107	ULT DSL	175.07	28.21	44.90	4.49	49.39	777				

BP Australia Pty Ltd
A.B.N. 53 004 085 616
GPO Box 1621
MELBOURNE VIC 3001

BP Plus Fleet Control Report

Account Enquiries: BP Accounts Receivable Telephone: 1800 225 527



CITY OF COCKBURN
Accounts Payable (Invoice Only) PO
067775
PO Box 1215
BIBRA LAKE DC PRIVATE BOXES WA
6965

CITY OF COCKBURN

Account Number: **0050188034** Customer Number: **0115405338**
Period Starting: **01/08/2025** Period Ending: **31/08/2025**

Page: 25 of 35
Date: 31/08/2025

Card Number Vehicle/Driver	Date	Time	Purchase Location	Site No.	Receipt Number	Customer Reference	Product/Service					Odo meter (km)	KM Span	Litres/ 100km	Cents /km
							Description	CPL Price	Litres	Total Exc GST (\$)	GST (\$)	Total Inc GST (\$)			
Cost Centre 7050 9000765 40227 1UJ777 5702 WHITE ISUZU D-MAX			5552				DIESEL		28.21	44.90	4.49	49.39			
							TOTAL		28.21	44.90	4.49	49.39			
							YEAR TO DATE		375.48	609.43	60.92	670.35		785	85.4
							DIESEL		28.21	44.90	4.49	49.39			
							TOTAL		28.21	44.90	4.49	49.39			
							YEAR TO DATE		375.48	609.43	60.92	670.35		785	85.4
							ULT DSL	179.63	51.61	84.28	8.43	92.71	34505	455	11.3
							ULT DSL	179.31	50.15	81.75	8.18	89.93	35111	606	8.3
							ULT DSL	179.31	47.10	76.78	7.68	84.46	35421	310	15.2
							ULT DSL	177.31	36.13	58.24	5.82	64.06	35718	297	12.2
Cost Centre 7050 15405338 04573 1IFA331 5712 FORD RANGER WHITE			5702				ULT DSL	177.31	31.17	50.25	5.02	55.27	35977	259	12.0
							ULT DSL	180.90 P	32.90	54.11	5.41	59.52	36262	285	11.5
							ULT DSL	180.90 P	35.80	58.87	5.89	64.76	36576	314	11.4
							ULT DSL	180.90 P	32.76	53.87	5.39	59.26	36589	13	252.0
							ULT DSL	181.04	35.92	59.12	5.91	65.03	73188		
							ULT DSL	175.07	38.99	62.05	6.21	68.26	37589		
							ULT DSL	175.07	55.86	88.91	8.89	97.80	38010	421	13.3
							ULT DSL	175.07	14.74	23.46	2.35	25.81	38150	140	10.5
							ULT DSL	175.07	20.84	33.16	3.32	36.48	38371	221	9.4
							ULT DSL	172.37	25.20	39.49	3.95	43.44	38571	200	12.6
Cost Centre 7050 15405338 04573 1IFA331 5712 FORD RANGER WHITE			5702				DIESEL		509.17	824.34	82.45	906.79			
							TOTAL		509.17	824.34	82.45	906.79		3521	14.5
							YEAR TO DATE		3,234.33	5,293.31	529.39	5,822.70		23977	24.3
							DIESEL		509.17	824.34	82.45	906.79			
							TOTAL		509.17	824.34	82.45	906.79		3521	14.5
							YEAR TO DATE		3,234.33	5,293.31	529.39	5,822.70		23977	24.3
							ULT DSL	179.31	40.31	65.71	6.57	72.28	28062	374	10.8
							ULT DSL	179.31	23.05	37.57	3.76	41.33	28276	214	10.8
							ULT DSL	179.31	20.88	34.04	3.40	37.44	28469	193	10.8
							ULT DSL	177.31	31.99	51.56	5.16	56.72	28759	290	11.0
Cost Centre 7050 15405338 04573 1IFA331 5712 FORD RANGER WHITE			5702				ULT DSL	180.90 P	21.68	35.65	3.57	39.22	28983	224	9.7
							ULT DSL	180.90 P	23.47	38.60	3.86	42.46	29209	226	10.4
							ULT DSL	180.90 P	18.98	31.21	3.12	34.33	29399	190	10.0
							ULT DSL	179.04	18.65	30.35	3.04	33.39	29570	171	10.9
							ULT DSL	173.07	37.24	58.59	5.86	64.45	29915	345	10.8
							ULT DSL	173.07	19.41	30.54	3.05	33.59	30088	173	11.2
							ULT DSL								
							ULT DSL								
							ULT DSL								
							ULT DSL								
							ULT DSL								

BP Australia Pty Ltd
A.B.N. 53 004 085 616
GPO Box 1621
MELBOURNE VIC 3001

BP Plus Fleet Control Report

Account Enquiries: BP Accounts Receivable Telephone: 1800 225 527



CITY OF COCKBURN
Accounts Payable (Invoice Only) PO
067775
PO Box 1215
BIBRA LAKE DC PRIVATE BOXES WA
6965

CITY OF COCKBURN

Account Number: **0050188034**
Period Starting: **01/08/2025**

Customer Number: **0115405338**
Period Ending: **31/08/2025**

Page: 26 of 35
Date: 31/08/2025

Card Number Vehicle/Driver	Date	Time	Purchase Location	Site No.	Receipt Number	Customer Reference	Product/Service					Odo meter (km)	KM Span	Litres/ 100km	Cents /km		
							Description	CPL Price	Litres	Total Exc GST (\$)	GST (\$)					Total Inc GST (\$)	
Cost Centre	21/08/25	23:37:00	SPEARWOOD	WA	6443	005321	ULT DSL	173.07	17.62	27.73	2.77	30.50	30229	141	12.5	21.6	
	22/08/25	23:09:19	SPEARWOOD	WA	6443	005347	ULT DSL	173.07	17.75	27.93	2.79	30.72	30394	165	10.8	18.6	
	23/08/25	23:07:23	SUCCESS	WA	5992	048407	ULT DSL	173.07	17.87	28.12	2.81	30.93	30564	170	10.5	18.2	
	24/08/25	23:26:23	SPEARWOOD	WA	6443	005380	ULT DSL	173.07	20.78	32.69	3.27	35.96	30762	198	10.5	18.2	
	25/08/25	23:36:27	COCKBURN CENTRAL	WA	7395	078703	ULT DSL	172.37	20.99	32.89	3.29	36.18	30952	190	11.0	19.0	
	26/08/25	23:21:54	SUCCESS	WA	5992	048541	ULT DSL	170.37	20.75	32.14	3.21	35.35	31135	183	11.3	19.3	
	28/08/25	05:01:26	BIBRA LAKE	WA	7451	081756	ULT DSL	172.37	27.12	42.50	4.25	46.75	31398	263	10.3	17.8	
	29/08/25	05:07:04	BIBRA LAKE	WA	7451	081818	ULT DSL	172.37	30.23	47.37	4.74	52.11	31711	313	9.7	16.6	
	29/08/25	23:25:25	KARDINYA	WA	6207	002395	ULT DSL	170.37	22.40	34.69	3.47	38.16	31887	176	12.7	21.7	
							DIESEL		451.17	719.88	71.99	791.87					
Cost Centre			5712				TOTAL	THIS PERIOD	451.17	719.88	71.99	791.87		4199	10.7	18.9	
							YEAR TO DATE		3,254.32	5,133.27	513.31	5,646.58		29657	11.0	19.0	
							DIESEL		451.17	719.88	71.99	791.87					
							TOTAL	THIS PERIOD	451.17	719.88	71.99	791.87		4199	10.7	18.9	
Cost Centre							YEAR TO DATE		3,254.32	5,133.27	513.31	5,646.58		29657	11.0	19.0	
	7050 15405338 04565 11FA295 5722 FORD RANGER WHITE	05/08/25	13:53:19	SPEARWOOD	WA	6443	004818	ULT DSL	177.31	51.26	82.63	8.26	90.89	53554			
	11/08/25	23:32:41	SPEARWOOD	WA	6443	005013	ULT DSL	179.04	35.56	57.88	5.79	63.67	53956	402	8.8	15.8	
	15/08/25	04:28:18	SPEARWOOD	WA	6443	005107	ULT DSL	179.04	28.91	47.05	4.71	51.76	54173	217	13.3	23.9	
Cost Centre	17/08/25	03:23:40	SPEARWOOD	WA	6443	005168	ULT DSL	179.04	24.48	39.85	3.98	43.83	54403	230	10.6	19.1	
	20/08/25	03:27:32	SPEARWOOD	WA	6443	005264	ULT DSL	173.07	32.61	51.31	5.13	56.44	54725	322	10.1	17.5	
	26/08/25	20:01:21	BIBRA LAKE	WA	7451	081667	ULT DSL	172.37	24.07	37.72	3.77	41.49	54999	274	8.8	15.1	
							DIESEL		196.89	316.44	31.64	348.08					
							TOTAL	THIS PERIOD	196.89	316.44	31.64	348.08		1445	13.6	24.1	
							YEAR TO DATE		3,456.99	5,515.54	551.53	6,067.07		35155	9.8	17.3	
							DIESEL		196.89	316.44	31.64	348.08					
							TOTAL	THIS PERIOD	196.89	316.44	31.64	348.08		1445	13.6	24.1	
							YEAR TO DATE		3,456.99	5,515.54	551.53	6,067.07		35155	9.8	17.3	
	Cost Centre							DIESEL		196.89	316.44	31.64	348.08				
7050 15405338 04474 11BU371 5732 FORD RANGER WHITE		31/07/25	12:19:22	BIBRA LAKE	WA	7451	022578	ULT DSL	179.63	37.12	60.62	6.06	66.68	93751	426	8.7	15.7
04/08/25		23:49:39	COCKBURN CENTRAL	WA	7395	078293	ULT DSL	179.31	61.61	100.44	10.04	110.48	94396	645	9.6	17.1	
05/08/25		23:19:33	COCKBURN CENTRAL	WA	7395	078324	ULT DSL	179.31	20.51	33.44	3.34	36.78	94619	223	9.2	16.5	
09/08/25		15:08:11	BIBRA LAKE	WA	7451	080419	ULT DSL	179.31	61.79	100.73	10.07	110.80	95186	567	10.9	19.5	
11/08/25		17:05:48	BIBRA LAKE	WA	7451	080531	ULT DSL	180.90	35.83	58.93	5.89	64.82	95547	361	9.9	18.0	
22/08/25		18:47:44	BIBRA LAKE	WA	7451	081424	ULT DSL	175.07	62.56	99.56	9.96	109.52	96168	621	10.1	17.6	
25/08/25		19:13:14	BIBRA LAKE	WA	7451	081592	ULT DSL	172.37	41.58	65.15	6.52	71.67	96479	311	13.4	23.0	
							ULT DSL										
							ULT DSL										

BP Australia Pty Ltd
A.B.N. 53 004 085 616
GPO Box 1621
MELBOURNE VIC 3001

BP Plus Fleet Control Report

Account Enquiries: BP Accounts Receivable Telephone: 1800 225 527



CITY OF COCKBURN
Accounts Payable (Invoice Only) PO
067775
PO Box 1215
BIBRA LAKE DC PRIVATE BOXES WA
6965

CITY OF COCKBURN

Account Number: **0050188034**
Period Starting: **01/08/2025**

Customer Number: **0115405338**
Period Ending: **31/08/2025**

Page: 27 of 35
Date: 31/08/2025

Card Number Vehicle/Driver	Date	Time	Purchase Location		Site No.	Receipt Number	Customer Reference	Product/Service					Odo meter (km)	KM Span	Litres/ 100km	Cents /km		
								Description	CPL Price	Litres	Total Exc GST (\$)	GST (\$)					Total Inc GST (\$)	
Cost Centre			5732					DIESEL	321.00	518.87	51.88	570.75						
							TOTAL	THIS PERIOD	321.00	518.87	51.88	570.75		3154	10.2	18.1		
								YEAR TO DATE	3,827.04	6,162.44	616.29	6,778.73	31287	12.2	21.7			
								DIESEL	321.00	518.87	51.88	570.75						
							TOTAL	THIS PERIOD	321.00	518.87	51.88	570.75		3154	10.2	18.1		
							YEAR TO DATE	3,827.04	6,162.44	616.29	6,778.73	31287	12.2	21.7				
7050 90000773 68008 11NJ945 5743 WHITE FORD RANGER	01/08/25 04/08/25 07/08/25 08/08/25 10/08/25 12/08/25 12/08/25 13/08/25 13/08/25 14/08/25 16/08/25 19/08/25 21/08/25 24/08/25 27/08/25 30/08/25	17:59:19 23:44:58 23:42:49 23:28:53 16:33:00 04:53:44 17:37:42 05:07:58 17:37:11 17:45:46 17:34:01 23:38:19 16:52:29 04:20:26 04:27:33 23:45:01	COCKBURN CENTRAL COCKBURN CENTRAL SPEARWOOD SUCCESS BIBRA LAKE BIBRA LAKE BIBRA LAKE BIBRA LAKE SPEARWOOD SPEARWOOD BIBRA LAKE BIBRA LAKE SUCCESS BIBRA LAKE COCKBURN CENTRAL SPEARWOOD SPEARWOOD	WA WA WA WA WA WA WA WA WA WA WA WA WA WA WA WA WA	7395 7395 6443 5992 7451 7451 7451 7451 6443 7451 7451 5992 7451 7395 6443 6443	008440 078292 004906 047913 080436 080540 080652 080666 005083 080834 080985 048322 081342 078679 005459 005567		ULT DSL ULT DSL ULT DSL ULT DSL ULT DSL ULT DSL ULT DSL ULT DSL ULT DSL ULT DSL ULT DSL ULT DSL ULT DSL ULT DSL ULT DSL ULT DSL ULT DSL DIESEL	179.63 179.31 177.31 177.31 179.31 180.90 P 180.90 P 180.90 P 179.04 180.90 P 180.90 P 173.07 175.07 175.07 170.37 170.37 439.96	34.39 30.50 21.21 14.67 24.39 28.43 21.50 19.17 19.40 22.30 31.93 37.52 17.62 40.60 44.35 39.49	56.16 49.72 34.19 23.65 39.75 46.75 35.35 19.17 31.57 36.67 52.51 59.04 28.05 64.62 68.69 61.16	5.62 4.97 3.42 2.36 3.98 4.68 3.54 1.92 3.16 3.67 5.25 5.90 2.80 6.46 6.87 6.12	61.78 54.69 37.61 26.01 43.73 51.43 38.89 20897 34.73 40.34 57.76 64.94 30.85 71.08 75.56 67.28	777.77				
TOTAL	THIS PERIOD	439.96	707.05	70.72	777.77		4536	9.7	17.1									
							YEAR TO DATE	1,886.93	2,953.81	295.36	3,249.17	19142	9.9	17.0				
Cost Centre			5743					DIESEL	439.96	707.05	70.72	777.77						
TOTAL	THIS PERIOD	439.96	707.05	70.72	777.77		4536	9.7	17.1									
							YEAR TO DATE	1,886.93	2,953.81	295.36	3,249.17	19142	9.9	17.0				
7050 90000773 97569 11NJ944 5753 WHITE FORD RANGER	02/08/25 04/08/25 04/08/25 05/08/25 07/08/25 08/08/25 09/08/25 12/08/25	17:26:37 05:40:09 17:18:27 17:23:09 05:00:51 05:10:47 05:15:50 22:11:12	BIBRA LAKE BIBRA LAKE BIBRA LAKE BIBRA LAKE BIBRA LAKE BIBRA LAKE SPEARWOOD SUCCESS	WA WA WA WA WA WA WA WA	7451 7451 7451 7451 7451 7451 6443 5992	079905 079929 080018 080125 080235 080309 004947 048059		ULT DSL ULT DSL ULT DSL ULT DSL ULT DSL ULT DSL ULT DSL ULT DSL	179.63 179.31 179.31 179.31 179.31 179.31 177.31 179.04	63.68 50.28 22.36 26.18 20.52 21.72 27.71 57.07	103.99 81.96 36.45 42.67 33.45 35.41 44.66 92.89	10.40 8.20 3.64 4.27 3.35 3.54 4.47 9.29	114.39 90.16 40.09 46.94 36.80 38.95 49.13 102.18	10612 11195 11397 11650 11890 12128 12376 13606	591 583 202 253 240 238 248 1230	10.8 8.6 11.1 10.3 8.6 9.1 11.2 4.6	19.4 15.5 19.6 18.8 15.3 16.4 9.8	

BP Australia Pty Ltd
A.B.N. 53 004 085 616
GPO Box 1621
MELBOURNE VIC 3001

BP Plus Fleet Control Report

Account Enquiries: BP Accounts Receivable Telephone: 1800 225 527



CITY OF COCKBURN
Accounts Payable (Invoice Only) PO
067775
PO Box 1215
BIBRA LAKE DC PRIVATE BOXES WA
6965

CITY OF COCKBURN

Account Number: **0050188034**
Period Starting: **01/08/2025**

Customer Number: **0115405338**
Period Ending: **31/08/2025**

Page: 28 of 35
Date: 31/08/2025

Card Number Vehicle/Driver	Date	Time	Purchase Location		Site No.	Receipt Number	Customer Reference	Product/Service					Odo meter (km)	KM Span	Litres/ 100km	Cents /km							
								Description	CPL Price	Litres	Total Exc GST (\$)	GST (\$)					Total Inc GST (\$)						
Cost Centre	14/08/25	22:35:02	SPEARWOOD	WA	6443	005105		ULT DSL	179.04	41.71	67.89	6.79	74.68	13459									
	15/08/25	23:25:40	SUCCESS	WA	5992	048179		ULT DSL	179.04	20.46	33.30	3.33	36.63	13694	235	8.7	15.6						
	17/08/25	22:57:46	SPEARWOOD	WA	6443	005196		ULT DSL	179.04	22.92	37.31	3.73	41.04	13950	256	9.0	16.0						
	20/08/25	17:43:10	BIBRA LAKE	WA	7451	081264		ULT DSL	175.07	19.52	31.06	3.11	34.17	14180	230	8.5	14.9						
	24/08/25	17:23:32	BIBRA LAKE	WA	7451	081486		ULT DSL	175.07	37.39	59.51	5.95	65.46	14576	396	9.4	16.5						
	27/08/25	05:11:57	BIBRA LAKE	WA	7451	081671		ULT DSL	172.37	21.11	33.08	3.31	36.39	14801	225	9.4	16.2						
	28/08/25	17:40:06	BIBRA LAKE	WA	7451	023472		ULT DSL	172.37	36.13	56.62	5.66	62.28	15177	376	9.6	16.6						
								DIESEL		488.76	790.25	79.04	869.29										
							TOTAL	THIS PERIOD		488.76	790.25	79.04	869.29		5303	9.2	16.4						
								YEAR TO DATE		1,442.75	2,267.74	226.82	2,494.56		15047	9.6	16.6						
7050 15405338 04581 11CB466 5762 WHITE FORD RANGER	01/08/25 06/08/25 06/08/25 21/08/25 22/08/25 26/08/25	05:40:14 05:00:30 23:39:07 17:44:04 17:35:48 17:49:57	BIBRA LAKE BIBRA LAKE SPEARWOOD BIBRA LAKE BIBRA LAKE BIBRA LAKE	WA WA WA WA WA WA	7451 7451 6443 7451 7451 7451	022590 080141 004876 081354 081423 081663		ULT DSL	179.63	35.49	57.95	5.80	63.75	89986	377	9.4	16.9						
								ULT DSL	179.31	57.68	94.03	9.40	103.43	90586	600	9.6	17.2						
								ULT DSL	177.31	19.08	30.75	3.08	33.83	90769	183	10.4	18.5						
								ULT DSL	175.07	36.56	58.19	5.82	64.01	911178									
								ULT DSL	175.07	17.08	27.18	2.72	29.90	91252									
								ULT DSL	172.37	63.17	98.98	9.90	108.88	92023	771	8.2	14.1						
								DIESEL		229.06	367.08	36.72	403.80										
								TOTAL	THIS PERIOD		229.06	367.08	36.72	403.80		1931	11.9	20.9					
									YEAR TO DATE		3,032.80	4,918.44	491.83	5,410.27		25434	11.9	21.3					
							Cost Centre			5762					DIESEL		229.06	367.08	36.72	403.80			
	TOTAL	THIS PERIOD		229.06	367.08	36.72								403.80		1931	11.9	20.9					
		YEAR TO DATE		3,032.80	4,918.44	491.83								5,410.27		25434	11.9	21.3					
19/08/25	13:44:41	COCKBURN CENTRAL	WA	7395	009478									ULSD G10	174.07	62.54	98.96	9.90	108.86	16095	467	13.4	23.3
26/08/25	21:08:06	COCKBURN CENTRAL	WA	7395	009992									ULSD G10	171.37	50.87	79.25	7.93	87.18	16212	117	43.5	74.5
						DIESEL									113.41	178.21	17.83	196.04					
	TOTAL	THIS PERIOD		113.41	178.21	17.83								196.04		584	19.4	33.6					
		YEAR TO DATE		164.04	258.53	25.86								284.39		829	19.8	34.3					

BP Australia Pty Ltd
A.B.N. 53 004 085 616
GPO Box 1621
MELBOURNE VIC 3001

BP Plus Fleet Control Report

Account Enquiries: BP Accounts Receivable Telephone: 1800 225 527



CITY OF COCKBURN
Accounts Payable (Invoice Only) PO
067775
PO Box 1215
BIBRA LAKE DC PRIVATE BOXES WA
6965

CITY OF COCKBURN

Account Number: **0050188034**
Period Starting: **01/08/2025**

Customer Number: **0115405338**
Period Ending: **31/08/2025**

Page: 29 of 35
Date: 31/08/2025

Card Number Vehicle/Driver	Date	Time	Purchase Location	Site No.	Receipt Number	Customer Reference	Product/Service					Odo meter (km)	KM Span	Litres/ 100km	Cents /km
							Description	CPL Price	Litres	Total Exc GST (\$)	GST (\$)	Total Inc GST (\$)			
Cost Centre 7050 90000768 73651 11MB584 6681 WHITE FORD RANGER	15/08/25	13:39:41	BIBRA LAKE	WA	7451	080914	DIESEL		113.41	178.21	17.83	196.04			
							TOTAL		113.41	178.21	17.83	196.04		684	19.4
							THIS PERIOD		164.04	258.53	25.86	284.39		829	34.3
							YEAR TO DATE								
							ULT DSL	180.90 P	66.69	109.67	10.97	120.64	8279	709	9.4
							DIESEL		66.69	109.67	10.97	120.64			
Cost Centre 7050 15405338 04441 11AN776 6931 WHITE FORD RANGER	31/07/25	09:05:41	BIBRA LAKE	WA	7451	022551	TOTAL		66.69	109.67	10.97	120.64		709	9.4
							THIS PERIOD		735.88	1,187.56	118.76	1,306.32		6973	10.6
							YEAR TO DATE								
							DIESEL		66.69	109.67	10.97	120.64			
							ULT DSL	179.63	71.46	116.70	11.67	128.37	17500	700	10.2
							DIESEL		71.46	116.70	11.67	128.37			
Cost Centre 7050 15405338 04433 11AN778 6941 WHITE FORD RANGER	13/08/25	16:09:45	BIBRA LAKE	WA	7451	080727	TOTAL		71.46	116.70	11.67	128.37		700	10.2
							THIS PERIOD		555.09	900.04	90.01	990.05		3797	14.6
							YEAR TO DATE								
							DIESEL		71.46	116.70	11.67	128.37			
							ULT DSL	180.90 P	72.24	118.80	11.88	130.68	20679	879	8.2
							DIESEL		72.24	118.80	11.88	130.68			
							TOTAL		72.24	118.80	11.88	130.68		879	8.2
							THIS PERIOD		664.19	1,071.12	107.12	1,178.24		6868	9.7
							YEAR TO DATE								

BP Australia Pty Ltd
A.B.N. 53 004 085 616
GPO Box 1621
MELBOURNE VIC 3001

BP Plus Fleet Control Report

Account Enquiries: BP Accounts Receivable Telephone: 1800 225 527



CITY OF COCKBURN
Accounts Payable (Invoice Only) PO
067775
PO Box 1215
BIBRA LAKE DC PRIVATE BOXES WA
6965

CITY OF COCKBURN

Account Number: **0050188034**
Period Starting: **01/08/2025**

Customer Number: **0115405338**
Period Ending: **31/08/2025**

Page: 30 of 35
Date: 31/08/2025

Card Number Vehicle/Driver	Date	Time	Purchase Location	Site No.	Receipt Number	Customer Reference	Product/Service					Odo meter (km)	KM Span	Litres/ 100km	Cents /km		
							Description	CPL Price	Litres	Total Exc GST (\$)	GST (\$)					Total Inc GST (\$)	
Cost Centre 7050 90000763 26726 1IHH592 6951 WHITE FORD RANGER	06/08/25	12:19:38	BIBRA LAKE	WA	7451	080195		DIESEL	72.24	118.80	11.88	130.68					
							TOTAL	THIS PERIOD YEAR TO DATE	72.24 664.19	118.80 1,071.12	11.88 107.12	130.68 1,178.24		879 6868	8.2 9.7	14.9 17.2	
								ULSD G10	177.90 P	70.47	113.97	11.40	125.37	8987	704	10.0	17.8
								DIESEL		70.47	113.97	11.40	125.37				
							TOTAL	THIS PERIOD YEAR TO DATE	70.47 531.43	113.97 846.76	11.40 84.68	125.37 931.44		704 4978	10.0 10.7	17.8 18.7	
Cost Centre 7050 15405338 04615 1IHH589 6961 WHITE FORD RANGER UTE	07/08/25 20/08/25 28/08/25	13:37:55 10:04:55 14:01:31	BIBRA LAKE BIBRA LAKE BIBRA LAKE	WA WA WA	7451 7451 7451	080277 081213 023460		DIESEL	70.47	113.97	11.40	125.37					
							TOTAL	THIS PERIOD YEAR TO DATE	70.47 531.43	113.97 846.76	11.40 84.68	125.37 931.44		704 4978	10.0 10.7	17.8 18.7	
								ULSD G10	177.90 P	60.27	97.47	9.75	107.22	20433	713	8.5	15.0
								ULSD G10	174.07	68.71	108.73	10.87	119.60	21230	797	8.6	15.0
								ULSD G10	171.37	61.03	95.08	9.51	104.59	21939	709	8.6	14.8
Cost Centre 7050 90000764 78360 1IGU559 7433 SCHAFFER ART LOADER - HOURS	04/08/25 12/08/25 14/08/25 18/08/25 20/08/25 22/08/25 25/08/25 27/08/25 29/08/25	06:55:59 06:49:16 06:38:23 06:45:57 06:51:24 06:46:41 06:38:42 06:50:30 06:53:23	BIBRA LAKE BIBRA LAKE BIBRA LAKE BIBRA LAKE BIBRA LAKE BIBRA LAKE BIBRA LAKE BIBRA LAKE BIBRA LAKE	WA WA WA WA WA WA WA WA WA	7451 7451 7451 7451 7451 7451 7451 7451 7451	079941 080556 022922 081014 081181 081374 023234 081680 023486		DIESEL	190.01	301.28	30.13	331.41					
							TOTAL	THIS PERIOD YEAR TO DATE	190.01 1,168.47	301.28 1,864.12	30.13 186.39	331.41 2,050.51		2219 13244	8.6 8.8	14.9 15.5	
								DIESEL		190.01	301.28	30.13	331.41				
							TOTAL	THIS PERIOD YEAR TO DATE	190.01 1,168.47	301.28 1,864.12	30.13 186.39	331.41 2,050.51		2219 13244	8.6 8.8	14.9 15.5	
								ULSD G10	177.90 P	33.62	54.37	5.44	59.81	1506	14	240.1	427.2
	ULSD G10	177.90 P	37.52	60.68	6.07	66.75	1519	13	288.6	513.5							
	ULSD G10	177.90 P	26.13	42.26	4.23	46.49	1530	11	237.5	422.6							
	ULSD G10	174.07	49.06	77.64	7.76	85.40	1548	18	272.6	474.4							
	ULSD G10	174.07	26.59	42.08	4.21	46.29	1556	8	332.4	578.6							
	ULSD G10	174.07	32.93	52.11	5.21	57.32	1568	12	274.4	477.7							
	ULSD G10	171.37	28.49	44.38	4.44	48.82	1579	11	259.0	443.8							
	ULSD G10	171.37	29.80	46.43	4.64	51.07	1592	13	229.2	392.8							
	ULSD G10	171.37	26.98	42.04	4.20	46.24	1601	9	299.8	513.8							

BP Australia Pty Ltd
A.B.N. 53 004 085 616
GPO Box 1621
MELBOURNE VIC 3001

BP Plus Fleet Control Report

Account Enquiries: BP Accounts Receivable Telephone: 1800 225 527



CITY OF COCKBURN
Accounts Payable (Invoice Only) PO
067775
PO Box 1215
BIBRA LAKE DC PRIVATE BOXES WA
6965

CITY OF COCKBURN

Account Number: **0050188034**
Period Starting: **01/08/2025**

Customer Number: **0115405338**
Period Ending: **31/08/2025**

Page: 31 of 35
Date: 31/08/2025

Card Number Vehicle/Driver	Date	Time	Purchase Location	Site No.	Receipt Number	Customer Reference	Product/Service					Odo meter (km)	KM Span	Litres/ 100km	Cents /km		
							Description	CPL Price	Litres	Total Exc GST (\$)	GST (\$)					Total Inc GST (\$)	
Cost Centre	7050 90000764 77594 1HHZ646 7454 MERC REAR LOADER - HOURS	31/07/25	06:56:20	BIBRA LAKE	WA	7451	079738	DIESEL	291.12	461.99	46.20	508.19					
								TOTAL	THIS PERIOD	291.12	461.99	46.20	508.19		109	267.1	466.2
								YEAR TO DATE	2,738.48	4,376.21	437.60	4,813.81		989	276.9	486.7	
								DIESEL	291.12	461.99	46.20	508.19					
								TOTAL	THIS PERIOD	291.12	461.99	46.20	508.19		109	267.1	466.2
								YEAR TO DATE	2,738.48	4,376.21	437.60	4,813.81		989	276.9	486.7	
								AdBlue	199.90 P	10.70	19.45	1.94	21.39	6948	6	178.3	356.5
								ULSD G10	177.90 P	45.77	74.02	7.40	81.42				
								ULSD G10	177.90 P	94.63	153.05	15.30	168.35	6961	13	727.9	1295.0
								ULT DSL	179.31	75.41	122.93	12.29	135.22	6967	6	1256.8	2253.7
Cost Centre	7050 90000764 78311 1HHZ645 7473 MERC REAR LOADER - HOURS	04/08/25	06:50:55	BIBRA LAKE	WA	7451	079939	AdBlue	199.90 P	8.20	14.90	1.49	16.39	6979	12	68.3	136.6
								ULT DSL	180.90 P	43.91	72.21	7.22	79.43				
								ULSD G10	177.90 P	90.85	146.93	14.69	161.62	6992	13	698.8	1243.2
								ULSD G10	177.90 P	93.94	151.93	15.19	167.12	7005	13	722.6	1308.5
								ULT DSL	175.07	104.62	166.51	16.65	183.16	7019	14	747.3	1308.3
								AdBlue	199.90 P	13.19	23.97	2.40	26.37	7026	7	188.4	376.7
								ULSD G10	174.07	89.90	142.26	14.23	156.49				
								ULT DSL	175.07	63.83	101.59	10.16	111.75	7036	10	638.3	1117.5
								ULSD G10	174.07	56.25	89.02	8.90	97.92	7044	8	703.1	1224.0
								ULSD G10	174.07	49.75	78.73	7.87	86.60	7051	7	710.7	1237.1
Cost Centre	7050 90000764 78311 1HHZ645 7473 MERC REAR LOADER - HOURS	06/08/25	14:16:04	BIBRA LAKE	WA	7451	081015	AdBlue	199.90 P	9.56	17.37	1.74	19.11	7066	15	63.7	127.4
								ULSD G10	171.37	90.27	140.63	14.06	154.69				
								ULSD G10	171.37	89.69	139.73	13.97	153.70	7081	15	597.9	1024.7
								ULT DSL	172.37	48.26	75.62	7.56	83.18	7088	7	689.4	1188.3
								ADBLUE		41.65	75.69	7.57	83.26				
								DIESEL		1037.08	1655.16	165.49	1820.65				
								TOTAL	THIS PERIOD	1,078.73	1,730.85	173.06	1,903.91		146	738.9	1304.0
								YEAR TO DATE	9,048.97	14,615.88	1,461.52	16,077.40		3234	279.8	497.1	
								ADBLUE		41.65	75.69	7.57	83.26				
								DIESEL		1037.08	1655.16	165.49	1820.65				
Cost Centre	7050 90000764 78311 1HHZ645 7473 MERC REAR LOADER - HOURS	11/08/25	14:16:32	BIBRA LAKE	WA	7451	080507	ADBLUE		41.65	75.69	7.57	83.26				
								DIESEL		1037.08	1655.16	165.49	1820.65				
								TOTAL	THIS PERIOD	1,078.73	1,730.85	173.06	1,903.91		146	738.9	1304.0
								YEAR TO DATE	9,048.97	14,615.88	1,461.52	16,077.40		3234	279.8	497.1	
								ULSD G10	177.90 P	92.88	150.21	15.02	165.23	7241	12	774.0	1376.9
								AdBlue	199.90 P	0.16	0.29	0.03	0.32	7253	12	1.3	2.7
								ULSD G10	177.90 P	80.18	129.67	12.97	142.64				
								ULSD G10	177.90 P	60.15	97.28	9.73	107.01	72589			

BP Australia Pty Ltd
A.B.N. 53 004 085 616
GPO Box 1621
MELBOURNE VIC 3001

BP Plus Fleet Control Report

Account Enquiries: BP Accounts Receivable Telephone: 1800 225 527



CITY OF COCKBURN
Accounts Payable (Invoice Only) PO
067775
PO Box 1215
BIBRA LAKE DC PRIVATE BOXES WA
6965

CITY OF COCKBURN

Account Number: **0050188034**
Period Starting: **01/08/2025**

Customer Number: **0115405338**
Period Ending: **31/08/2025**

Page: 32 of 35
Date: 31/08/2025

Card Number Vehicle/Driver	Date	Time	Purchase Location		Site No.	Receipt Number	Customer Reference	Product/Service					Odo meter (km)	KM Span	Litres/ 100km	Cents /km	
								Description	CPL Price	Litres	Total Exc GST (\$)	GST (\$)					Total Inc GST (\$)
Cost Centre	14/08/25	06:40:39	BIBRA LAKE	WA	7451	022923		ULSD G10	177.90 P	66.69	107.85	10.79	118.64	7268	18	645.7	1123.9
	18/08/25	06:47:39	BIBRA LAKE	WA	7451	081016		ULSD G10	174.07	116.22	183.92	18.39	202.31	7286			
	20/08/25	06:52:06	BIBRA LAKE	WA	7451	081182		ADBlue	199.90 P	12.57	22.85	2.28	25.13	728			
								ULSD G10	174.07	30.75	48.66	4.87	53.53				
	22/08/25	06:47:14	BIBRA LAKE	WA	7451	081375		ULSD G10	174.07	56.29	89.08	8.91	97.99	7296	11	682.1	1168.9
	25/08/25	06:39:12	BIBRA LAKE	WA	7451	023235		ULSD G10	171.37	75.03	116.89	11.69	128.58	7307			
	27/08/25	06:51:44	BIBRA LAKE	WA	7451	081681		ULSD G10	171.37	74.81	116.55	11.65	128.20	7317			
	29/08/25	06:53:45	BIBRA LAKE	WA	7451	081828		ULSD G10	171.37	57.53	89.63	8.96	98.59	7323	6	958.8	1643.2
								ADBLUE		12.73	23.14	2.31	25.45				
								DIESEL		710.53	1129.74	112.98	1242.72				
							TOTAL	THIS PERIOD	723.26	1,152.88	115.29	1,268.17		69	1048.2	1837.9	
							YEAR TO DATE		7,815.54	12,510.68	1,251.02	13,761.70		4631	168.8	297.2	
								ADBLUE		12.73	23.14	2.31	25.45				
								DIESEL		710.53	1129.74	112.98	1242.72				
							TOTAL	THIS PERIOD	723.26	1,152.88	115.29	1,268.17		69	1048.2	1837.9	
							YEAR TO DATE		7,815.54	12,510.68	1,251.02	13,761.70		4631	168.8	297.2	
7050 15405338 00787 1DMM606 7602 WHITE IZUZU TRUCK	31/07/25	18:43:59	COCKBURN CENTRAL	WA	7395	008380		ULSD G10	178.63	7.14	11.59	1.16	12.75	63954	25	28.6	51.0
	31/07/25	18:44:42	COCKBURN CENTRAL	WA	7395	008381		ULP UNM	161.96	5.14	7.56	0.76	8.32	777			
	01/08/25	19:04:19	PIARA WATERS	WA	1110	031913		ULT DSL	178.90 P	13.06	21.24	2.12	23.36	63974			
	13/08/25	12:01:58	PIARA WATERS	WA	1110	032451		ULT DSL	178.90 P	40.51	65.88	6.59	72.47	64078	104	39.0	69.7
	13/08/25	20:58:26	COCKBURN CENTRAL	WA	7395	078496		ULSD G10	180.04	25.46	41.67	4.17	45.84	777			
	18/08/25	14:56:50	COCKBURN CENTRAL	WA	7395	078578		ULSD G10	174.07	45.66	72.25	7.23	79.48	64243			
								DIESEL		131.83	212.63	21.27	233.90				
								M/S		5.14	7.56	0.76	8.32				
								TOTAL	THIS PERIOD	136.97	220.19	22.03	242.22		129	106.2	187.8
								YEAR TO DATE		2,094.40	3,365.92	336.60	3,702.52		3523	59.4	105.1
Cost Centre								DIESEL		131.83	212.63	21.27	233.90				
								M/S		5.14	7.56	0.76	8.32				
								TOTAL	THIS PERIOD	136.97	220.19	22.03	242.22		129	106.2	187.8
								YEAR TO DATE		2,094.40	3,365.92	336.60	3,702.52		3523	59.4	105.1
7050 90000764 78337 1GHM244 7701 UD REAR LOADER - HOURS	01/08/25	06:58:25	BIBRA LAKE	WA	7451	079801		ULSD G10	177.90 P	64.63	104.53	10.45	114.98	7834	4	1090.5	1879.8
	19/08/25	06:46:08	BIBRA LAKE	WA	7451	023026		ULT DSL	175.07	74.77	119.00	11.90	130.90	4632			
	26/08/25	06:49:16	BIBRA LAKE	WA	7451	081616		ULT DSL	172.37	43.62	68.35	6.84	75.19	4636			

BP Australia Pty Ltd
A.B.N. 53 004 085 616
GPO Box 1621
MELBOURNE VIC 3001

BP Plus Fleet Control Report

Account Enquiries: BP Accounts Receivable Telephone: 1800 225 527



CITY OF COCKBURN
Accounts Payable (Invoice Only) PO
067775
PO Box 1215
BIBRA LAKE DC PRIVATE BOXES WA
6965

CITY OF COCKBURN

Account Number: **0050188034**
Period Starting: **01/08/2025**

Customer Number: **0115405338**
Period Ending: **31/08/2025**

Page: 33 of 35
Date: 31/08/2025

Card Number Vehicle/Driver	Date	Time	Purchase Location	Site No.	Receipt Number	Customer Reference	Product/Service					Odo meter (km)	KM Span	Litres/ 100km	Cents /km		
							Description	CPL Price	Litres	Total Exc GST (\$)	GST (\$)					Total Inc GST (\$)	
Cost Centre	11/08/25 21/08/25	11:41:40 13:46:06	BIBRA LAKE BIBRA LAKE	WA WA	7451 7451	080490 081315		DIESEL	183.02	291.88	29.19	321.07					
							TOTAL	THIS PERIOD	183.02	291.88	29.19	321.07		4	4575.5	8026.8	
							YEAR TO DATE	3,914.53	6,287.23	628.71	6,915.94		2422	161.6	285.5		
								DIESEL	183.02	291.88	29.19	321.07					
							TOTAL	THIS PERIOD	183.02	291.88	29.19	321.07		4	4575.5	8026.8	
							YEAR TO DATE	3,914.53	6,287.23	628.71	6,915.94		2422	161.6	285.5		
Cost Centre	05/08/25 28/08/25	13:44:32 11:55:20	BIBRA LAKE COCKBURN CENTRAL	WA WA	7451 7395	080091 010113		ULT DSL	180.90 P	56.42	92.78	9.28	102.06	5579	656	8.6	15.6
								ULT DSL	175.07	69.23	110.18	11.02	121.20	629			
								DIESEL	125.65	202.96	20.30	223.26					
							TOTAL	THIS PERIOD	125.65	202.96	20.30	223.26		666	19.2	34.0	
							YEAR TO DATE	602.07	946.80	94.68	1,041.48		4879	12.3	21.3		
								DIESEL	125.65	202.96	20.30	223.26					
Cost Centre	06/08/25	13:01:59	SUCCESS	WA	5992	026520		ULT DSL	179.31	71.24	116.13	11.61	127.74	25287	759	9.4	16.8
								ULT DSL	172.37	63.54	99.56	9.96	109.52	25955	668	9.5	16.4
								DIESEL	134.78	215.69	21.57	237.26					
							TOTAL	THIS PERIOD	134.78	215.69	21.57	237.26		1427	9.4	16.6	
							YEAR TO DATE	771.60	1,234.45	123.46	1,357.91		4291	18.0	31.6		
								DIESEL	134.78	215.69	21.57	237.26					
	TOTAL	THIS PERIOD	134.78	215.69	21.57	237.26		1427	9.4	16.6							
YEAR TO DATE	771.60	1,234.45	123.46	1,357.91		4291	18.0	31.6									
		ULP UNM	159.26	27.03	39.14	3.91	43.05	777									

BP Australia Pty Ltd
A.B.N. 53 004 085 616
GPO Box 1621
MELBOURNE VIC 3001

BP Plus Fleet Control Report

Account Enquiries: BP Accounts Receivable Telephone: 1800 225 527



CITY OF COCKBURN
Accounts Payable (Invoice Only) PO
067775
PO Box 1215
BIBRA LAKE DC PRIVATE BOXES WA
6965

CITY OF COCKBURN

Account Number: **0050188034**
Period Starting: **01/08/2025**

Customer Number: **0115405338**
Period Ending: **31/08/2025**

Page: 34 of 35
Date: 31/08/2025

Card Number Vehicle/Driver	Date	Time	Purchase Location	Site No.	Receipt Number	Customer Reference	Product/Service					Odo meter (km)	KM Span	Litres/ 100km	Cents /km
							Description	CPL Price	Litres	Total Exc GST (\$)	GST (\$)	Total Inc GST (\$)			
Cost Centre 7050 15405338 04102 WASTE Waste WASTE			HIRE				M/S		27.03	39.14	3.91	43.05			
							TOTAL	THIS PERIOD	27.03	39.14	3.91	43.05			
							YEAR TO DATE		113.95	164.64	16.45	181.09			
							M/S		27.03	39.14	3.91	43.05			
							TOTAL	THIS PERIOD	27.03	39.14	3.91	43.05			
							YEAR TO DATE		113.95	164.64	16.45	181.09			
							ULSD G10	177.90 P	27.59	44.62	4.46	49.08	325		
							ULSD G10	177.90 P	29.96	48.45	4.85	53.30	335	10	299.6
							ULSD G10	177.90 P	34.35	55.55	5.56	61.11	339	4	858.8
							ULSD G10	177.90 P	48.06	77.73	7.77	85.50	347	8	600.8
Cost Centre 7050 15405338 04102 WASTE Waste WASTE			Waste				ULSD G10	177.90 P	28.53	46.14	4.61	50.75	352	5	570.6
							ULSD G10	177.90 P	36.42	58.90	5.89	64.79	361	9	404.7
							ULSD G10	177.90 P	31.64	51.17	5.12	56.29	366	5	632.8
							ULSD G10	177.90 P	33.64	54.41	5.44	59.85	370	4	841.0
							ULSD G10	174.07	40.00	63.30	6.33	69.63	376	6	666.7
							ULSD G10	174.07	44.01	69.65	6.96	76.61	389	13	338.5
							ULSD G10	174.07	40.25	63.69	6.37	70.06	394	5	805.0
							ULSD G10	174.07	32.83	51.95	5.20	57.15	399	5	656.6
							ULSD G10	171.37	34.43	53.64	5.36	59.00	405	6	573.8
							ULSD G10	171.37	45.76	71.29	7.13	78.42	411	6	762.7
Cost Centre 7050 15405338 04102 WASTE Waste WASTE			Waste				ULSD G10	171.37	38.85	60.53	6.05	66.58	417	6	647.5
							ULSD G10	171.37	44.20	68.85	6.89	75.74	425	8	552.5
							ULSD G10	171.37	39.43	61.43	6.14	67.57	429	4	985.8
							DIESEL		629.95	1001.30	100.13	1101.43			
							TOTAL	THIS PERIOD	629.95	1,001.30	100.13	1,101.43		104	605.7
							YEAR TO DATE		6,172.56	9,838.54	983.87	10,822.41		5068	121.8
							DIESEL		629.95	1001.30	100.13	1101.43			
							TOTAL	THIS PERIOD	629.95	1,001.30	100.13	1,101.43		104	605.7
							YEAR TO DATE		6,172.56	9,838.54	983.87	10,822.41		5068	121.8



Page: 35 of 35
Date: 31/08/2025

[illegible]

14.1.3 Monthly Financial Report - August 2025

Executive Director Corporate and System Services

Author Chief Financial Officer

Attachments 1. Monthly Financial Report August 2025 [↓](#)

RECOMMENDATION

That Council ADOPTS the Monthly Financial Report including the Statement of Financial Activity and other financial information for the month ending August 2025, as attached to the Agenda.

Background

The *Local Government (Financial Management) Regulations 1996* prescribe that a local government must prepare a Statement of Financial Activity each month. Regulation 34(2) requires this statement to be accompanied by documents including:

1. Details of the composition of the closing net current assets (less restricted and committed assets).
2. Explanation for each material variance identified between year-to-date (YTD) budgets and actuals.
3. Any other supporting information considered relevant by the local government.

Regulation 34(4)(a) stipulates that the Statement of Financial Activity and associated documents must be presented to the Council within two months following the conclusion of the month to which the statement pertains. The Regulations require the reported information to be categorised by nature or type, statutory program, or business unit. The City presents this information according to its nature or type and organisational business structure.

Regulation 34 (5) requires each local government to annually set a percentage or value, as per the Australian Accounting Standards, for reporting material budget variances in monthly financial statements.

The materiality threshold has been set by Council at \$300,000 for the 2025-26 financial year (FY26).

A comprehensive analysis of budget variances is conducted on a continual basis. Any required budget amendments are either presented to the Council for approval via a dedicated Budget Amendment report or incorporated into the City's Mid-Year Budget Review process.

Submission

N/A

Report

The attached Financial Report for August 2025 has been prepared in accordance with the *Local Government Act 1995* and *Local Government (Financial Management) Regulations 1996*.

The following commentary outlines key financial results and provides an overview of budget performance as at the end of August 2025

Statement of Comprehensive Income

The monthly report includes a Statement of Comprehensive Income, mirroring the statutory annual budget format. This is showing a net result and total comprehensive income of \$128.19 million as of end of August.

This statement also presents the net operating result, which serves as a key indicator of financial sustainability. The adopted budget had initially projected an annual operating deficit of \$2.79 million, however after in year budget amendments the deficit has increased to \$4.61 million.

Statement of Financial Position

This Statement of Financial Position outlines the City's financial position as at the end of the month, compared to the close of the previous financial year. As of Aug 2025, net assets rose by \$128.97 million to \$1.99 billion, reflecting total comprehensive income for the period.

Statement of Financial Activity

Opening Surplus

The current opening surplus \$10.05 million, is \$7.58 million over the amended budget of \$2.47 million. With end of financial year processing and audit still to be finalised the opening surplus is subject to change, which will also determine the closing surplus for the month

Closing Surplus

The City's YTD closing surplus for August 2025 was \$141.10 million, versus a YTD budget of \$130.03 million.

This represents a favourable variance of \$11.08 million, inclusive of variances across the FY26 operating and capital budgets reported in the following.

Operating Revenue

The City's operating revenue of \$155.10 million was \$1.17 million ahead of YTD budget for August.

The following table summarises the operating revenue budget performance by nature:

Revenue from operating activities	Amended		Actual \$	Variance \$
	Full Year Budget \$	YTD Budget \$		
Rates	140,800,000	139,457,904	140,276,544	818,640
Specified Area Rates	660,000	634,204	679,181	44,977
Operating Grants, Subsidies, Contributions	15,926,744	2,367,668	1,873,733	(493,935)
Fees & Charges	43,832,904	9,808,707	10,016,357	207,650
Service Charges	200,000	0	209,942	209,942
Interest Earnings	13,135,800	1,659,470	2,045,432	385,962
Total	214,555,448	153,927,953	155,101,189	1,173,236

The City's operating revenue for the year to date reflects the following key variances against budget:

- The City's operating revenue for the year to date reflects the following key variances against budget:
 - Rates revenue: Revenue \$0.82 million above year-to-date budget, a result of a budget cashflow timing issue
 - Operating Grants, Subsidies, Contributions: Net year-to-date budget shortfall of \$0.49 million
 - Financial Assistance Grants: \$0.69 million above year-to-date budget (timing)
 - Cockburn Care: \$0.95 million below year-to-date budget (cashflow timing)
 - Interest Earnings: \$0.39 million ahead of year-to-date budget with budget cashflows to be updated.

Operating Expenditure

The City's operating expenditure of \$26.90 million to the end of August was \$9.1 million under year-to-date budget.

The following table summarises the operating expenditure budget variance performance by nature:

Expenditure from Operating Activities	Amended		Actual \$	Variance \$
	Full Year Budget \$	YTD Budget \$		
Employee costs	85,494,535	13,107,844	12,310,896	(796,948)
Materials & Contracts	61,329,629	10,826,474	6,462,832	(4,363,642)
Utility charges	6,768,187	736,148	1,002,029	265,881
Depreciation/ Amortisation	47,678,961	7,758,405	3,882,439	(3,875,966)
Interest expenses	170,229	26	12,921	12,895
Insurance expenses	2,804,500	1,218,999	1,304,691	85,692
Other expenditure	14,916,773	2,357,989	1,926,572	(431,417)
Total	219,162,814	36,005,885	26,902,380	(9,103,505)

The City's operating expenditure for the year showed the following variances from the budget:

- Employee costs were \$0.79 million below the year-to-date (YTD) budget due to differences in staffing expenditures across service units, resulting in a net underspend.

Materials and contracts were \$4.36 million under the YTD budget, with notable variances as follows:

- Cockburn ARC contract costs: \$0.53 million below YTD budget
- Business Systems: \$0.38 million below YTD budget
- Information Technology - software support: \$0.94 million below YTD budget
- Coastal Management & Planning – Sand Bypassing: \$0.3 million below YTD budget due to timing factors
- Streets maintenance (streetscapes, verges): \$0.77 million below YTD budget.

Depreciation Expense:

- There is a favourable variance of \$3.75 million compared to the year-to-date budget. This difference is because a depreciation journal entry has not yet been posted.

Capital Expenditure

The Council's adopted capital works program budget for FY2025–26 has increased from \$65.37 million to \$79.51 million, primarily due to carry-forward adjustments. As at end of August, year-to-date capital expenditure totals \$5.09 million, which is \$1.1 million ahead of the year-to-date budget.

The following table shows the budget performance by asset class:

Capital Acquisitions	Amended		YTD Actual \$	YTD Variance \$
	Budget \$	YTD Budget \$		
Land	11,400,000	0	0	0
Buildings	18,992,065	742,401	1,506,020	763,619
Furniture & Equipment	511,504	102,301	325,737	223,437
Plant and Equipment	10,255,710	1,424,487	1,527,864	103,377
Information Technology	406,637	0	0	0
Infrastructure - Roads	18,681,906	631,716	432,429	(199,287)
Infrastructure - Drainage	3,346,823	242,572	474,898	232,325
Infrastructure - Footpath	2,683,680	174,565	96,977	(77,588)
Infrastructure - Parks hard	8,525,416	338,129	251,092	(87,037)
Infrastructure - Landscaping	2,514,640	0	2,106	2,106
Infrastructure - Landfill site	1,538,232	215,046	22,349	(192,697)
Infrastructure - Marina	257,000	51,400	0	(51,400)
Infrastructure - Coastal	400,000	66,667	450,654	383,987
Total	79,513,613	3,989,284	5,090,126	1,100,842

The following major project variances have been identified within the City's capital program budget:

- Plant and Equipment (\$0.10 million over YTD budget):
 - Light fleet replacement program - \$0.85 million under budget
 - Major plant replacement program - \$0.95 million over budget. Budget to be transferred between two Waste Truck capital projects to fix budget misallocation.
- Buildings (\$0.76 million over YTD budget):
 - ARC expansions \$0.36 million over YTD budget (timing variance).
- Coastal (\$0.38 million over YTD budget):
 - Port Coogee Revetment Renewals expansions - \$0.36 million over YTD budget with a current \$26,173 over full year budget.

Non-Operating Grants, Subsidies and Contributions

The City's capital grants and contributions budget totals a net amount of \$27.21 million. This includes \$12.69 million in grant funding, primarily allocated to road projects, and \$14.52 million in developer contributions for relevant initiatives.

There was \$0.26 million of non-operating, or contributions recognised as at the end of August, versus a YTD budget of \$0.5 million because of cashflow timing with recognition of revenue being tied to project completion as per Australian Accounting Standards requirement of capital revenue to be recognised in line with progress of project delivery (matching principle).

Financial Reserves

A detailed schedule of the City's financial reserves is provided in the financial report, showing a balance of \$230.44 million held at the end of August. This will be subject to further adjustment as end of financial year balancing occurs.

General revenue reserves were \$200.68 million, with the balance of \$29.76 million for externally or legislatively restricted purposes (inclusive of \$16.65 million for Developer Contribution Plans and \$6.13 million for POS cash in lieu purposes).

Transfers in and out of financial reserves are made in accordance with budgetary and statutory requirements.

Cash and Financial Assets

As of 31 August, the City's cash and financial assets were \$305.19 million, up \$44.23 million from July.

The balance comprised financial assets, including term deposits and investments totalling \$287.74 million, as well as cash and cash equivalent holdings, such as bank cash and call deposits amounting to \$17.45 million.

Of these funds, \$231.55 million are internally and externally restricted (mostly in cash reserves). The remaining \$73.64 million is unrestricted municipal money for funding the City's operations and liabilities.

Investment Performance, Ratings and Maturity

As of 31 August, the City's term deposit portfolio recorded a slight decline in its running yield to 4.68%, down from 4.81% previously. This softening reflects both the immediate impact of the rate cuts and growing market expectations of further rate cuts by the Reserve Bank of Australia (RBA) later this year.

Despite the modest decrease, portfolio returns remain well above the City's KPI benchmark of 4.10%, which comprises the updated cash rate of 3.60% plus a 0.50% performance margin. New investments placed during the month, ranged between 4.00% and 4.17%, which is consistent with prevailing market sentiment and the broader downward trend in interest rates.

Current term deposit investments are fully compliant with Council's Investment Policy requirements, as indicated below:

Investment Policy Compliance		
Legislative Requirements	✓	Fully compliant
Portfolio Credit Rating Limit	✓	Fully compliant
Institutional Exposure Limits	✓	Fully compliant
Term to Maturity Limits	✓	Fully compliant

The portfolio also includes several reverse mortgage securities purchased under previous policy and statutory provisions. These have a face value of \$2.314 million and market value of \$1.49 million, although the City currently carries them at a book value of \$0.739 million (net of a \$1.575 million impairment provision made several years ago).

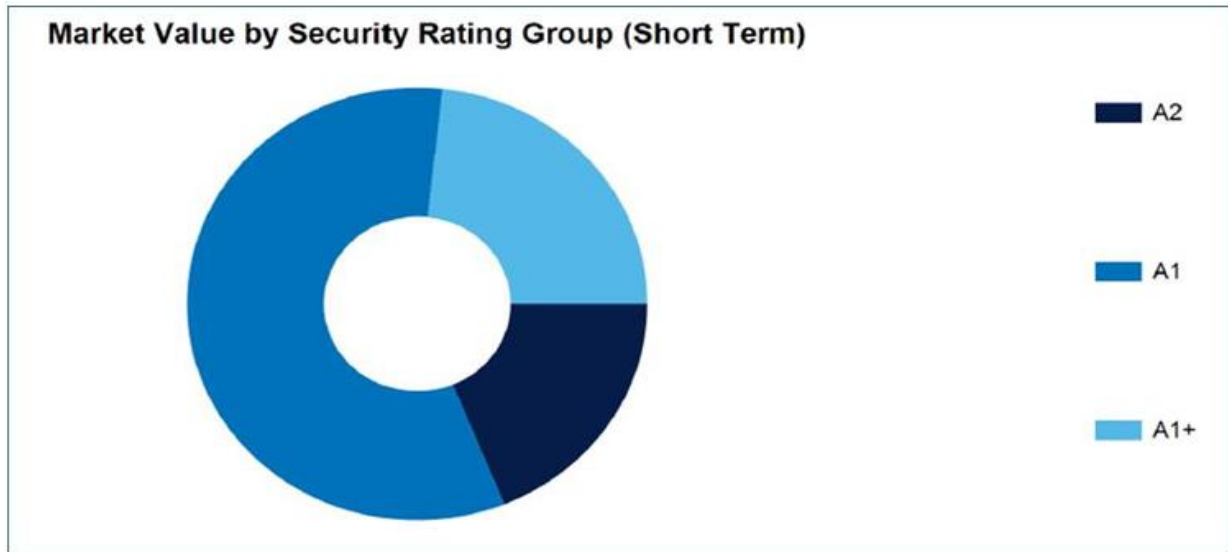
The City has continued to receive both interest and principal payments, with \$0.686 million of the original \$3.0 million investment returned to date.

The City's investments were held with the following financial institutions as of 31 August (inclusive of accrued interest):

Issuer	Market Value	% Total Value
AMP Bank Ltd	3,528,852.85	1.39%
Australian Military Bank Limited	3,005,995.08	1.19%
Auswide Bank Limited	3,080,556.15	1.22%
Bank of Queensland Ltd	5,560,304.09	2.20%
Credit Union Australia Ltd t/as Great Southern Bank	8,096,761.91	3.20%
Defence Bank Ltd	8,055,890.43	3.18%
Emerald Reverse Mortgage Trust	1,486,628.61	0.59%
ING Bank Australia Limited	87,465,296.88	34.55%
Judo Bank	12,282,956.16	4.85%
National Australia Bank Ltd	20,734,121.26	8.19%
Rabobank Australia Ltd	92,224,796.27	36.43%
Suncorp Bank (Norfin Ltd) - Subsidiary of ANZ	5,121,139.16	2.02%
Westpac Banking Corporation Ltd	2,504,921.23	0.99%
Portfolio Total	253,148,220.07	100.00%

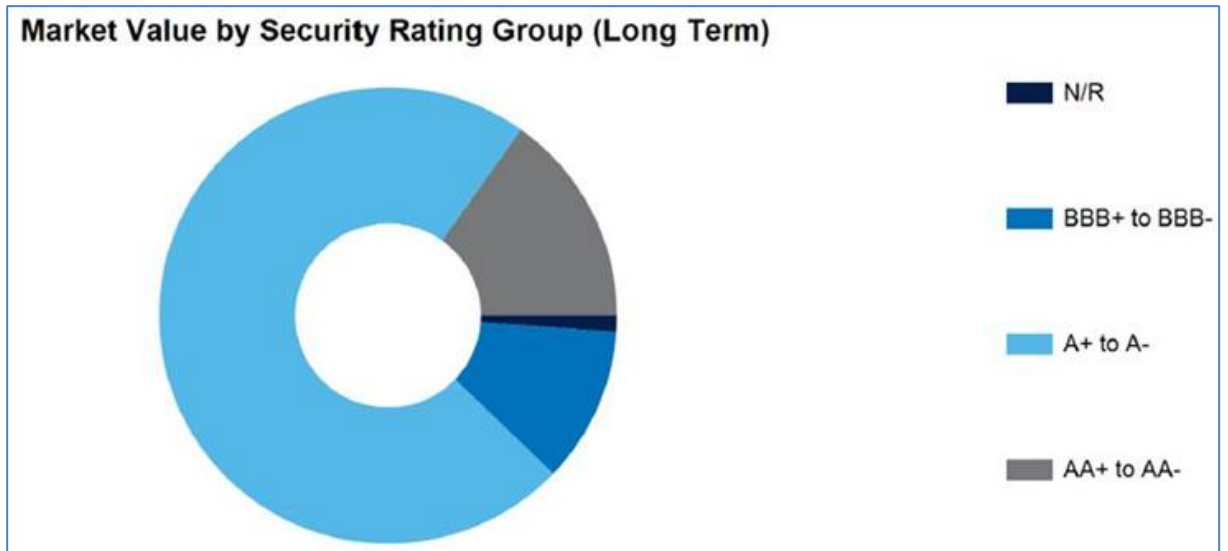
The City's short-term deposits (less than 12 months) made up 56.42% (\$166.55 million) of the City's portfolio, compared 58.04% (\$146.9 million) last month.

These were classified under the following credit ratings:



Deposits invested between 1 and 3 years made up 43.58 percent (\$128.65 million) of the City's portfolio, compared to 41.96 percent (\$106.2 million) last month.

These were classified under following credit ratings:



Investment in Fossil Fuel Free Banks

At month's end, the City allocated \$50.3 million, representing 17.4% of its total investment portfolio to banks that do not fund fossil fuel-related industries. This represents a reasonable proportion decrease from \$50.3 million (20.3%) in the previous month.

The City's investments in fossil fuel-free institutions are subject to fluctuations, influenced by the competitiveness of deposit rates and the capacity of these banks to accept additional funds. Nevertheless, the City remains firmly committed to prioritising such investments, provided the rates remain competitive with those offered by other financial institutions.

Rates Debt Recovery

The collectible rates and charges currently raised for 2025–26, comprising net arrears, annual levies, and part-year rating, total \$167.44 million.

As of 31 August, the City had collected \$69.41 million, representing 41.45% of the total. This leaves an outstanding balance of \$98.03 million (58.55%). After excluding deferred rates of \$1.16 million, the remaining collectible balance stands at \$96.87 million (57.85%).

The City received \$0.64 million in rate prepayments for next year. It also collected \$0.22 million in underground power charges during the third year of a ten-year plan.

There are 43 properties with overdue rates under debt recovery, totalling \$0.38 million in rates and legal fees—down from 50 properties and \$0.45 million last month, indicating effective recovery efforts.

Formal debt recovery proceedings begin when ratepayers have unpaid rates and have not arranged instalment or alternative payments, nor requested relief under the City's Financial Hardship Policy.

Trade and Sundry Debtors

The City had \$2.68 million in outstanding trade and sundry debtors to the end of August (down from \$2.35 million last month).

Those debts overdue by more than 90 days were relatively stable at \$0.15 million (5.54% of total debt outstanding) compared to \$0.15 million (6.44%) the previous month.

The 90-day debtors included \$56k from Naval Base shacks and \$48k from landfill customers. These debts are actively managed.

Strategic Plans/Policy ImplicationsListening & Leading

A community focused, sustainable, accountable, and progressive organisation.

- Best practice Governance, partnerships and value for money.

Budget/Financial Implications

Budget amendments that were previously submitted to the Council's Expenditure Review Committee for recommendation will now be presented directly to Council for approval via a dedicated Budget Amendment Item. As a result of recent Council decisions, the adopted FY2025–26 budget surplus of \$300,000 has been reduced by \$7,800, resulting in a revised budget surplus of \$292,000. See Note 8 in the financial report for details.

Legal Implication/s

N/A

Community Consultation

N/A

Risk Management Implications

Council conducts a monthly review of its adopted budget, with particular attention to revenue, expenditure, and closing financial position, remain well-informed and promptly identify any potential financial risks.

Advice to Proponent(s)/Submitters

N/A

Implications of Section 3.18(3) *Local Government Act 1995*

Nil

CITY OF COCKBURN
MONTHLY FINANCIAL REPORT
(Containing the Statement of Financial Activity)
For the Period Ended 31 August 2025

LOCAL GOVERNMENT ACT 1995
LOCAL GOVERNMENT (FINANCIAL MANAGEMENT) REGULATIONS 1996

TABLE OF CONTENTS

Monthly Summary Information	2
Statement of Comprehensive Income	4
Statement of Financial Activity by Nature or Type	5
Statement of Financial Activity by Business Unit	7
Statement of Financial Position	8
Basis of Preparation	9
Note 1 Statement of Financial Activity Information	10
Note 2 Cash and Financial Assets	11
Note 3 Disposal of Assets	12
Note 4 Capital Acquisitions	13
Note 5 Borrowings	14
Note 6 Cash Reserves	15
Note 7 Other Current Liabilities	17
Note 8 Budget Amendments	18

MONTHLY FINANCIAL REPORT
FOR THE PERIOD ENDED 31 AUGUST 2025

SUMMARY INFORMATION

Funding surplus / (deficit) Components

Funding surplus / (deficit)				
	Amended Budget	YTD Budget (a)	YTD Actual (b)	Var. \$ (b)-(a)
Opening	\$2.47 M	\$2.47 M	\$10.05 M	\$7.58 M
Closing	\$0.29 M	\$130.03 M	\$141.10 M	\$11.08 M

Refer to Statement of Financial Activity

Cash and financial assets

	\$305.19 M	% of total
Unrestricted Cash	\$73.64 M	24.1%
Restricted Cash	\$231.55 M	75.9%

Refer to Note 2 - Cash and Financial Assets

Key Operating Activities

Amount attributable to operating activities

Amended Budget	YTD Budget (a)	YTD Actual (b)	Var. \$ (b)-(a)
\$43.07 M	\$125.68 M	\$133.28 M	\$7.60 M

Refer to Statement of Financial Activity

Employee Cost

YTD Actual	(\$12.31 M)	% Variance
YTD Budget	(\$13.11 M)	(6.1%)

Refer to Statement of Financial Activity

Rates Revenue

YTD Actual	\$140.96 M	% Variance
YTD Budget	\$140.09 M	0.0%

Refer to Statement of Financial Activity

Fees and Charges

YTD Actual	\$10.02 M	% Variance
YTD Budget	\$9.81 M	2.1%

Refer to Statement of Financial Activity

Materials & Contracts

YTD Actual	(\$6.46 M)	% Variance
YTD Budget	(\$10.83 M)	(40.3%)

Refer to Statement of Financial Activity

Key Investing Activities

Amount attributable to investing activities

Amended Budget	YTD Budget (a)	YTD Actual (b)	Var. \$ (b)-(a)
(\$50.56 M)	(\$3.44 M)	(\$4.32 M)	(\$0.88 M)

Refer to Statement of Financial Activity

Proceeds on sale

YTD Actual	\$0.51 M	%
Amended Budget	\$1.74 M	29.5%

Refer to Note 3 - Disposal of Assets

Asset Acquisition

YTD Actual	\$5.09 M	% Spent
Amended Budget	\$79.51 M	6.4%

Refer to Note 4 - Capital Acquisition

Capital Grants

YTD Actual	\$0.00 M	% Received
Amended Budget	(\$21.84 M)	0.0%

Refer to Note 4 - Capital Acquisition

Key Financing Activities

Amount attributable to financing activities

Amended Budget	YTD Budget (a)	YTD Actual (b)	Var. \$ (b)-(a)
\$5.32 M	\$5.32 M	\$2.09 M	(\$3.23 M)

Refer to Statement of Financial Activity

Borrowings

Principal repayments	\$0.00 M
Interest expense	\$0.01 M
Principal due	\$2.50 M

Refer to Note 5 - Borrowings

Reserves

Reserves balance	\$230.44 M
Interest earned	\$0.16 M

Refer to Note 6 - Cash Reserves

This information is to be read in conjunction with the accompanying Financial Statements and notes.

**MONTHLY FINANCIAL REPORT
FOR THE PERIOD ENDED 31 AUGUST 2025**

SUMMARY INFORMATION - GRAPHS



This information is to be read in conjunction with the accompanying Financial Statements and Notes.

**STATEMENT OF COMPREHENSIVE INCOME
FOR THE PERIOD ENDED 31 AUGUST 2025**

	2025/26 YTD Actual	2025/26 Amended Budget	2025/26 Adopted Budget
	\$	\$	\$
Revenue			
Rates	140,955,725	141,460,000	141,460,000
Grants, subsidies and contributions	1,873,733	15,926,744	15,884,335
Fees and charges	10,016,357	43,832,904	43,832,904
Service charges	209,942	200,000	200,000
Interest revenue	2,045,432	13,135,800	13,135,800
	155,101,189	214,555,448	214,513,039
Expenses			
Employee costs	(12,310,896)	(85,494,535)	(85,494,535)
Materials and contracts	(6,462,832)	(61,329,629)	(59,467,942)
Utility charges	(1,002,029)	(6,768,187)	(6,768,187)
Depreciation	(3,882,439)	(47,678,961)	(47,678,961)
Finance costs	(12,921)	(170,229)	(170,229)
Insurance	(1,304,691)	(2,804,500)	(2,804,500)
Other expenditure	(1,926,572)	(14,916,773)	(14,916,773)
	(26,902,380)	(219,162,814)	(217,301,127)
Net operating result	128,198,809	(4,607,366)	(2,788,088)
Capital grants, subsidies and contributions	260,193	27,211,309	24,687,971
Profit/(loss) on disposal of assets	513,799	942,373	696,173
	773,992	28,153,682	25,384,144
Net result for the period	128,972,801	23,546,316	22,596,056
Other comprehensive income for the period			
<i>Items that will not be reclassified subsequently to profit or loss</i>			
Changes in asset revaluation surplus	0	0	0
Share of comprehensive income of associates accounted for using the equity method	0	0	0
Total other comprehensive income for the period	0	0	0
Total comprehensive income for the period	128,972,801	23,546,316	22,596,056

This statement is to be read in conjunction with the accompanying notes.

**STATEMENT OF FINANCIAL ACTIVITY
FOR THE PERIOD ENDED 31 AUGUST 2025**

BY NATURE OR TYPE

	Ref Note	Amended Budget	YTD Budget (a)	YTD Actual (b)	Var. \$ (b)-(a)	Var. % (b)-(a)/(a)	Var.
		\$	\$	\$	\$	%	
Opening funding surplus / (deficit)	1(c)	2,466,697	2,466,697	10,047,461	7,580,764	307.32%	▲
Revenue from operating activities							
Rates		140,800,000	139,457,904	140,276,544	818,640	0.59%	▲
Specified area rates		660,000	634,204	679,181	44,977	7.09%	
Operating grants, subsidies and contributions		15,926,744	2,367,668	1,873,733	(493,935)	(20.86%)	▼
Fees and charges		43,832,904	9,808,707	10,016,357	207,650	2.12%	
Service charges		200,000	0	209,942	209,942	0.00%	
Interest earnings		13,135,800	1,659,470	2,045,432	385,962	23.26%	▲
		214,555,448	153,927,953	155,101,189	1,173,236	0.76%	
Expenditure from operating activities							
Employee costs		(85,494,535)	(13,107,844)	(12,310,896)	796,948	6.08%	▲
Materials and contracts		(61,329,629)	(10,826,474)	(6,462,832)	4,363,642	40.31%	▲
Utility charges		(6,768,187)	(736,148)	(1,002,029)	(265,881)	(36.12%)	
Depreciation on non-current assets		(47,678,961)	(7,758,405)	(3,882,439)	3,875,966	49.96%	▲
Interest expenses		(170,229)	(26)	(12,921)	(12,895)	(49596.15%)	
Insurance expenses		(2,804,500)	(1,218,999)	(1,304,691)	(85,692)	(7.03%)	
Other expenditure		(14,916,773)	(2,357,989)	(1,926,572)	431,417	18.30%	▲
		(219,162,814)	(36,005,885)	(26,902,380)	9,103,505	25.28%	
Non-cash amounts excluded from operating activities	1(a)	47,678,961	7,758,405	5,085,490	(2,672,915)	(34.45%)	▼
Amount attributable to operating activities		43,071,595	125,680,473	133,284,299	7,603,826		
Investing activities							
Proceeds from non-operating grants, subsidies and contributions		27,211,309	504,668	260,193	(244,475)	(48.44%)	
Proceeds from disposal of assets	3	1,739,137	49,240	513,799	464,559	943.46%	▲
Payments for property, plant and equipment and infrastructure	4	(79,513,613)	(3,989,284)	(5,090,126)	(1,100,842)	(27.59%)	▼
Amount attributable to investing activities		(50,563,167)	(3,435,376)	(4,316,134)	(880,758)		
Financing Activities							
Transfer from reserves	6	57,268,103	57,268,103	3,880,944	(53,387,159)	(93.22%)	▼
Repayment of debentures	5	(2,500,000)	(2,500,000)	0	2,500,000	100.00%	▲
Transfer to reserves	6	(49,451,029)	(49,451,029)	(1,792,237)	47,658,792	96.38%	▲
Amount attributable to financing activities		5,317,074	5,317,074	2,088,707	(3,228,367)		
Closing funding surplus / (deficit)	1(c)	292,200	130,028,868	141,104,334	11,075,465		

KEY INFORMATION

This statement is to be read in conjunction with the accompanying Financial Statements and Notes.

KEY TERMS AND DESCRIPTIONS**FOR THE PERIOD ENDED 31 AUGUST 2025****REVENUE****RATES**

All rates levied under the *Local Government Act 1995*. Includes general, differential, specified area rates, minimum rates, interim rates, back rates, ex-gratia rates, less discounts and concessions offered. Exclude administration fees, interest on instalments, interest on arrears, service charges and sewerage rates.

OPERATING GRANTS, SUBSIDIES AND CONTRIBUTIONS

Refers to all amounts received as grants, subsidies and contributions that are not non-operating grants.

NON-OPERATING GRANTS, SUBSIDIES AND CONTRIBUTIONS

Amounts received specifically for the acquisition, construction of new or the upgrading of identifiable non financial assets paid to a local government, irrespective of whether these amounts are received as capital grants, subsidies, contributions or donations.

REVENUE FROM CONTRACTS WITH CUSTOMERS

Revenue from contracts with customers is recognised when the local government satisfies its performance obligations under the contract.

FEES AND CHARGES

Revenues (other than service charges) from the use of facilities and charges made for local government services, sewerage rates, rentals, hire charges, fee for service, photocopying charges, licences, sale of goods or information, fines, penalties and administration fees. Local governments may wish to disclose more detail such as rubbish collection fees, rental of property, fines and penalties, other fees and charges.

SERVICE CHARGES

Service charges imposed under *Division 6 of Part 6 of the Local Government Act 1995*. *Regulation 54 of the Local Government (Financial Management) Regulations 1996* identifies these as television and radio broadcasting, underground electricity and neighbourhood surveillance services. Exclude rubbish removal charges. Interest and other items of a similar nature received from bank and investment accounts, interest on rate instalments, interest on rate arrears and interest on debtors.

INTEREST EARNINGS

Interest and other items of a similar nature received from bank and investment accounts, interest on rate instalments, interest on rate arrears and interest on debtors.

OTHER REVENUE / INCOME

Other revenue, which can not be classified under the above headings, includes dividends, discounts, rebates etc.

PROFIT ON ASSET DISPOSAL

Excess of assets received over the net book value for assets on their disposal.

NATURE OR TYPE DESCRIPTIONS**EXPENSES****EMPLOYEE COSTS**

All costs associate with the employment of person such as salaries, wages, allowances, benefits such as vehicle and housing, superannuation, employment expenses, removal expenses, relocation expenses, worker's compensation insurance, training costs, conferences, safety expenses, medical examinations, fringe benefit tax, etc.

MATERIALS AND CONTRACTS

All expenditures on materials, supplies and contracts not classified under other headings. These include supply of goods and materials, legal expenses, consultancy, maintenance agreements, communication expenses, advertising expenses, membership, periodicals, publications, hire expenses, rental, leases, postage and freight etc. Local governments may wish to disclose more detail such as contract services, consultancy, information technology, rental or lease expenditures.

UTILITIES (GAS, ELECTRICITY, WATER, ETC.)

Expenditures made to the respective agencies for the provision of power, gas or water. Exclude expenditures incurred for the reinstatement of roadwork on behalf of these agencies.

INSURANCE

All insurance other than worker's compensation and health benefit insurance included as a cost of employment.

LOSS ON ASSET DISPOSAL

Shortfall between the value of assets received over the net book value for assets on their disposal.

DEPRECIATION ON NON-CURRENT ASSETS

Depreciation expense raised on all classes of assets.

INTEREST EXPENSES

Interest and other costs of finance paid, including costs of finance for loan debentures, overdraft accommodation and refinancing expenses.

OTHER EXPENDITURE

Statutory fees, taxes, allowance for impairment of assets, member's fees or State taxes. Donations and subsidies made to community groups.

STATEMENT OF FINANCIAL ACTIVITY
FOR THE PERIOD ENDED 31 AUGUST 2025

STATUTORY REPORTING BY BUSINESS UNIT

	Ref Note	Amended Budget	YTD Budget (a)	YTD Actual (b)	Var. \$ (b)-(a)	Var. % (b)-(a)/(a)	Var.
		\$	\$	\$	\$	%	
Opening funding surplus / (deficit)	1(c)	2,466,697	2,466,697	10,047,461	7,580,764	307.32%	▲
Revenue from operating activities							
Office of the CEO		0	0	0	0	0.00%	
Strategy & Integrated Planning		0	0	0	0	0.00%	
Legal and Compliance		1,200	200	510	310	155.00%	
Finance		161,284,020	141,845,100	144,026,640	2,181,540	1.54%	▲
Library & Cultural Services		232,230	11,910	20,649	8,739	73.38%	
Recreation Infrastructure & Services		17,516,049	2,677,876	3,230,469	552,593	20.64%	▲
Community Development & Services		8,434,361	1,869,465	838,669	(1,030,796)	(55.14%)	▼
Community Safety & Ranger Services		1,331,549	128,479	180,490	52,011	40.48%	
Development and Compliance		3,340,783	904,719	1,281,016	376,297	41.59%	▲
Planning		484,898	52,333	750	(51,583)	(98.57%)	
Sustainability & Environment		568,558	301,440	18,409	(283,031)	(93.89%)	
Operations & Maintenance		16,700,562	4,811,617	4,168,886	(642,731)	(13.36%)	▼
Projects		42,409	8,482	0	(8,482)	(100.00%)	
Property & Assets		4,518,830	1,294,571	1,223,630	(70,941)	(5.48%)	
Business and Economic Development		0	0	3,065	3,065	0.00%	
People Culture and Safety		100,000	21,761	108,009	86,248	396.34%	
		214,555,449	153,927,953	155,101,192	1,173,239		
Expenditure from operating activities							
Office of the CEO		(3,832,194)	(545,297)	(366,680)	178,617	32.76%	
Strategy & Integrated Planning		(392,946)	(60,442)	(127,270)	(66,828)	(110.57%)	
Legal and Compliance		(2,896,958)	(386,660)	(307,092)	79,568	20.58%	
Finance		(7,479,747)	(1,899,238)	(1,871,863)	27,375	1.44%	
Information & Technology		(12,976,805)	(4,630,224)	(3,171,213)	1,459,011	31.51%	▲
Procurement		(1,215,832)	(185,111)	(170,164)	14,947	8.07%	
Library & Cultural Services		(8,915,355)	(1,303,247)	(1,178,714)	124,533	9.56%	
Recreation Infrastructure & Services		(20,414,445)	(3,452,120)	(2,417,939)	1,034,181	29.96%	▲
Community Development & Services		(14,121,583)	(1,959,578)	(1,527,716)	431,862	22.04%	▲
Community Safety & Ranger Services		(7,086,801)	(981,766)	(855,199)	126,567	12.89%	
Development and Compliance		(7,622,761)	(1,108,664)	(1,002,691)	105,973	9.56%	
Planning		(4,201,667)	(650,149)	(606,770)	43,379	6.67%	
Sustainability & Environment		(4,963,115)	(890,256)	(350,544)	539,712	60.62%	▲
Operations & Maintenance		(98,773,843)	(14,852,543)	(10,210,001)	4,642,542	31.26%	▲
Projects		(1,484,405)	(271,707)	(93,888)	177,819	65.45%	
Property & Assets		(13,930,685)	(1,505,434)	(1,513,288)	(7,854)	(0.52%)	
Advocacy and Engagement		(1,367,635)	(355,737)	(160,100)	195,637	54.99%	
Communications and Marketing		(1,812,557)	(262,805)	(259,821)	2,984	1.14%	
Customer Experience		(1,394,184)	(210,859)	(183,615)	27,244	12.92%	
Business and Economic Development		(1,374,089)	(169,398)	(147,827)	21,571	12.73%	
People Culture and Safety		(5,460,814)	(845,088)	(727,980)	117,108	13.86%	
Internal Recharging		2,555,606	520,440	347,995	(172,445)	(33.13%)	
		(219,162,815)	(36,005,883)	(26,902,380)	9,103,503		
Non-cash amounts excluded from operating activities	1(a)	47,678,961	7,758,405	5,085,490	(2,672,915)	(34.45%)	▼
Amount attributable to operating activities		43,071,595	125,680,475	133,284,302	7,603,827		
Investing Activities							
Proceeds from non-operating grants, subsidies and contributions		27,211,309	504,668	260,193	(244,475)	(48.44%)	
Proceeds from disposal of assets	3	1,739,137	49,240	513,799	464,559	943.46%	▲
Payments for property, plant and equipment and infrastructure	4	(79,513,613)	(3,989,284)	(5,090,126)	(1,100,842)	(27.59%)	▼
Amount attributable to investing activities		(50,563,167)	(3,435,376)	(4,316,134)	(880,758)		
Financing Activities							
Transfer from reserves	6	57,268,103	57,268,103	3,880,944	(53,387,159)	(93.22%)	▼
Payments for principal portion of lease liabilities		0	0	0	0	0.00%	
Repayment of debentures	5	(2,500,000)	(2,500,000)	0	2,500,000	100.00%	▲
Transfer to reserves	6	(49,451,029)	(49,451,029)	(1,792,237)	47,658,792	96.38%	▲
Amount attributable to financing activities		5,317,074	5,317,074	2,088,707	(3,228,367)		
Closing funding surplus / (deficit)	1(c)	292,200	130,028,868	141,104,334	11,075,465		

KEY INFORMATION

▲ ▼ Indicates a variance between Year to Date (YTD) Actual and YTD Actual data as per the adopted materiality threshold. Refer to #REF!

#REF!

This statement is to be read in conjunction with the accompanying Financial Statements and notes.

**MONTHLY FINANCIAL REPORT
FOR THE PERIOD ENDED 31 AUGUST 2025**

STATEMENT OF FINANCIAL POSITION

	Year to Date 31 August 2025	Last Year Closing 30 June 2025
	\$	\$
Current Assets		
Cash and cash equivalents	17,453,020	17,004,553
Financial assets	170,000,000	147,000,000
Trade and other receivables	113,105,466	18,707,162
Inventories	-42,531	31,283
Total Current Assets	300,515,955	182,742,998
Non-Current Assets		
Trade and other receivables	3,781,607	3,802,693
Other financial assets	117,898,514	96,898,787
Property, plant and equipment	422,908,888	420,297,542
Infrastructure	1,258,560,094	1,259,963,754
Total Non-Current Assets	1,803,149,103	1,780,962,776
Total Assets	2,103,665,058	1,963,705,774
Current Liabilities		
Trade and other payables	30,861,796	21,682,384
Other liabilities	2,440,888	2,583,223
Lease liabilities	634,094	634,094
Borrowings	2,500,000	2,500,000
Employee related provisions	10,382,903	10,184,509
Total Current Liabilities	46,819,681	37,584,210
Non-Current Liabilities		
Other liabilities	19,678,497	18,068,827
Borrowings	0	0
Employee related provisions	1,912,393	1,771,051
Other provisions	37,842,422	37,842,422
Total Non-Current Liabilities	59,433,312	57,682,300
Total Liabilities	106,252,993	95,266,510
Net Assets	1,997,412,065	1,868,439,264
Equity		
Retained surplus	783,579,179	652,146,567
Reserve accounts	230,439,532	232,899,341
Revaluation surplus	983,393,355	983,393,355
Total Equity	1,997,412,065	1,868,439,264

This statement is to be read in conjunction with the accompanying notes.

**MONTHLY FINANCIAL REPORT
FOR THE PERIOD ENDED 31 AUGUST 2025**

BASIS OF PREPARATION

BASIS OF PREPARATION

REPORT PURPOSE

This report is prepared to meet the requirements of *Local Government (Financial Management) Regulations 1996*, Regulation 34. Note: The statements and accompanying notes are prepared based on all transactions recorded at the time of preparation and may vary due to transactions being processed for the reporting period after the date of preparation.

BASIS OF ACCOUNTING

This statement comprises a special purpose financial report which has been prepared in accordance with Australian Accounting Standards (as they apply to local governments and not-for-profit entities) and Interpretations of the Australian Accounting Standards Board, and the *Local Government Act 1995* and accompanying regulations.

The *Local Government (Financial Management) Regulations 1996* take precedence over Australian Accounting Standards. Regulation 16 prohibits a local government from recognising as assets Crown land that is a public thoroughfare, such as land under roads, and land not owned by but under the control or management of the local government, unless it is a golf course, showground, racecourse or recreational facility of State or regional significance. Consequently, some assets, including land under roads acquired on or after 1 July 2008, have not been recognised in this financial report. This is not in accordance with the requirements of *AASB 1051 Land Under Roads paragraph 15* and *AASB 116 Property, Plant and Equipment paragraph 7*.

Accounting policies which have been adopted in the preparation of this financial report have been consistently applied unless stated otherwise. Except for cash flow and rate setting information, the report has been prepared on the accrual basis and is based on historical costs, modified, where applicable, by the measurement at fair value of selected non-current assets, financial assets and liabilities.

PREPARATION TIMING AND REVIEW

Date prepared: All known transactions up to 31 August 2025

SIGNIFICANT ACCOUNTING POLICIES

CRITICAL ACCOUNTING ESTIMATES

The preparation of a financial report in conformity with Australian Accounting Standards requires management to make judgements, estimates and assumptions that effect the application of policies and reported amounts of assets and liabilities, income and expenses. The estimates and associated assumptions are based on historical experience and various other factors that are believed to be reasonable under the circumstances; the results of which form the basis of making the judgements about carrying values of assets and liabilities that are not readily apparent from other sources. Actual results may differ from these estimates.

THE LOCAL GOVERNMENT REPORTING ENTITY

All funds through which the City controls resources to carry on its functions have been included in the financial statements forming part of this financial report.

In the process of reporting on the local government as a single unit, all transactions and balances between those funds (for example, loans and transfers between funds) have been eliminated.

All monies held in the Trust Fund are excluded from the financial statements. A separate statement of those monies

GOODS AND SERVICES TAX

Revenues, expenses and assets are recognised net of the amount of GST, except where the amount of GST incurred is not recoverable from the Australian Taxation Office (ATO). Receivables and payables are stated inclusive of GST receivable or payable. The net amount of GST recoverable from, or payable to, the ATO is included with receivables or payables in the statement of financial position. Cash flows are presented on a gross basis. The GST components of cash flows arising from investing or financing activities which are recoverable from, or payable to, the ATO are presented as operating cash flows.

ROUNDING OFF FIGURES

All figures shown in this statement are rounded to the nearest dollar.

NOTES TO THE STATEMENT OF FINANCIAL ACTIVITY
FOR THE PERIOD ENDED 31 AUGUST 2025

NOTE 1
STATEMENT OF FINANCIAL ACTIVITY INFORMATION

(a) Non-cash items excluded from operating activities

The following non-cash revenue and expenditure has been excluded from operating activities within the Statement of Financial Activity in accordance with Financial Management Regulation 32.

	Notes	Amended Budget	YTD Budget (a)	YTD Actual (b)
Non-cash and non-current items excluded from operating activities				
		\$	\$	\$
Adjustments to operating activities				
Less: (Profit)/loss on asset disposals		0	0	0
Less: Reversal of prior year revaluation loss		0	0	0
Less: Non-cash grants and contributions for assets		0		
Less: Movement in liabilities associated with restricted cash				1,040,623
Less: Financial assets at fair value through profit and loss				0
Less: Fair value adjustments to investment property		0	0	0
Add: Movement in Pensioner Rates & ESL (non-current)		0	0	21,086
Movement in accrued debtors (non-current)		0	0	0
Movement in accrued UGP debtors (non-current)		0	0	0
Movement in inventory (non-current)		0		0
Movement in employee benefit provisions (non-current)		0	0	141,342
Movement in contract liabilities (non-current)		0	0	0
Movement in lease liabilities (non-current)		0	0	0
Add: Public Open Space payment (non-current)		0	0	0
Add: Loss on asset disposals	3	0	0	0
Add: Loss on revaluation of non current assets		0	0	0
Movement in Staff Payroll Cycle Change		0		0
Add: Depreciation on assets		47,678,961	7,758,405	3,882,439
Total non-cash items excluded from operating activities		47,678,961	7,758,405	5,085,490

(b) Adjustments to net current assets in the Statement of Financial Activity

The following current assets and liabilities have been excluded from the net current assets used in the Statement of Financial Activity in accordance with *Financial Management Regulation* 32 to agree to the surplus/(deficit) after imposition of general rates.

		Last Year Closing 30 June 2025	This Time Last Year 31 August 2024	Year to Date 31 August 2025
Adjustments to net current assets				
Less: Reserves - restricted cash	6	(232,528,240)	(215,298,010)	(230,439,532)
Less: Bonds & deposits		(2,456,724)	(4,578,281)	(3,025,771)
Add: Borrowings	5	2,500,000	2,500,000	2,500,000
Add: Lease liabilities		634,094	(43,858)	634,094
Add: Financial assets at amortised cost - non-current	2	96,739,548	134,257,763	117,739,275
Total adjustments to net current assets		(135,111,322)	(83,162,386)	(112,591,934)
Cash and cash equivalents	2	17,004,553	16,984,791	17,453,020
Financial assets at amortised cost	2	147,000,000	145,000,000	170,000,000
Rates receivables		2,029,658	84,037,206	92,328,440
Receivables		12,766,317	18,122,806	17,513,998
Other current assets		3,942,470	3,368,340	3,220,497
Less: Current liabilities				
Payables		(21,682,384)	(27,994,185)	(30,861,796)
Borrowings	5	(2,500,000)	(2,500,000)	(2,500,000)
Contract liabilities	7	(2,583,223)	(3,703,604)	(2,440,888)
Lease liabilities		(634,094)	43,858	(634,094)
Provisions	7	(10,184,509)	(10,214,208)	(10,382,903)
Less: Total adjustments to net current assets	1(b)	(135,111,322)	(83,162,386)	(112,591,934)
Closing funding surplus / (deficit)		10,047,461	139,982,618	141,104,334

CURRENT AND NON-CURRENT CLASSIFICATION

In the determination of whether an asset or liability is current or non-current, consideration is given to the time when each asset or liability is expected to be settled. Unless otherwise stated assets or liabilities are classified as current if expected to be settled within the next 12 months, being the Council's operational cycle.

NOTES TO THE STATEMENT OF FINANCIAL ACTIVITY
FOR THE PERIOD ENDED 31 AUGUST 2025

OPERATING ACTIVITIES
NOTE 2
CASH AND FINANCIAL ASSETS

Description	Classification	Unrestricted	Restricted	Total Cash	Institution
		\$	\$	\$	
Cash on hand					
Cash at bank	Cash and cash equivalents	10,431,570	0	10,431,570	NATIONAL AUSTRALIA BANK
Cash on hand	Cash and cash equivalents	21,450	0	21,450	
Term deposits - current	Cash and cash equivalents	7,000,000	0	7,000,000	NATIONAL AUSTRALIA BANK
Term deposits - current	Financial assets at amortised cost	0	5,500,000	5,500,000	BANK OF QUEENSLAND
Term deposits - current	Financial assets at amortised cost	24,689,365	21,310,635	46,000,000	ING BANK
Term deposits - current	Financial assets at amortised cost	0	3,000,000	3,000,000	AUSWIDE BANK
Term deposits - current	Financial assets at amortised cost	0	7,500,000	7,500,000	WESTPAC
Term deposits - current	Financial assets at amortised cost	31,500,000	0	31,500,000	NATIONAL AUSTRALIA BANK
Term deposits - current	Financial assets at amortised cost	0	3,000,000	3,000,000	SUNCORP
Term deposits - current	Financial assets at amortised cost	0	2,000,000	2,000,000	CREDIT UNION AUSTRALIA
Term deposits - current	Financial assets at amortised cost	0	11,000,000	11,000,000	JUDO BANK
Term deposits - current	Financial assets at amortised cost	0	3,500,000	3,500,000	AMP
Term deposits - current	Financial assets at amortised cost	0	3,000,000	3,000,000	DEFENCE BANK
Term deposits - current	Financial assets at amortised cost	0	3,000,000	3,000,000	AMB
Term deposits - current	Financial assets at amortised cost	0	51,000,000	51,000,000	RABOBANK
Other investment - non current	Financial assets at amortised cost	0	739,275	739,275	BARCLAYS BANK
Other investment - non current	Financial assets at amortised cost	0	5,000,000	5,000,000	DEFENCE BANK
Other investment - non current	Financial assets at amortised cost	0	3,000,000	3,000,000	JUDO BANK
Other investment - non current	Financial assets at amortised cost	0	16,000,000	16,000,000	NATIONAL AUSTRALIA BANK
Other investment - non current	Financial assets at amortised cost	0	6,000,000	6,000,000	CREDIT UNION AUSTRALIA
Other investment - non current	Financial assets at amortised cost	0	48,000,000	48,000,000	RABOBANK
Other investment - non current	Financial assets at amortised cost	0	39,000,000	39,000,000	ING BANK
Total		73,642,385	231,549,910	305,192,295	
Comprising				Total Cash	
		\$	\$	\$	
Cash and cash equivalents		17,453,020	0	17,453,020	
Financial assets at amortised cost		56,189,365	231,549,910	287,739,275	
		73,642,385	231,549,910	305,192,295	

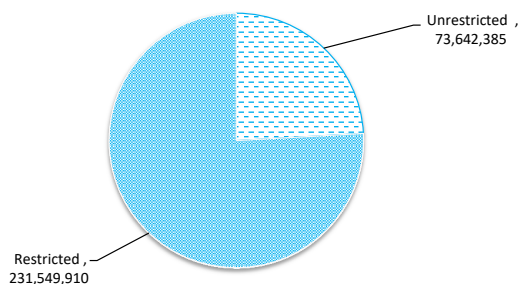
KEY INFORMATION

Cash and cash equivalents include cash on hand, cash at bank, deposits available on demand with banks and other short term highly liquid investments highly liquid investments with original maturities of three months or less that are readily convertible to known amounts of cash and which are subject to an insignificant risk of changes in value and bank overdrafts. Bank overdrafts are reported as short term borrowings in current liabilities in the statement of net current assets.

The local government classifies financial assets at amortised cost if both of the following criteria are met:

- the asset is held within a business model whose objective is to collect the contractual cashflows, and
- the contractual terms give rise to cash flows that are solely payments of principal and interest.

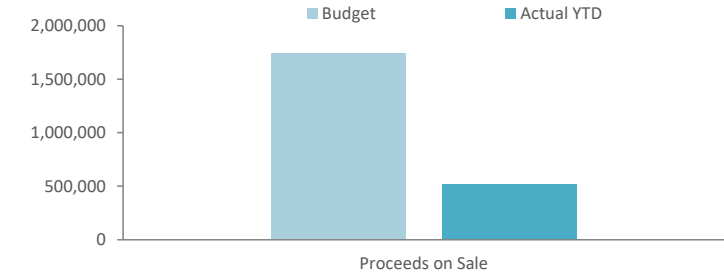
Financial assets at amortised cost held with registered financial institutions are listed in this note other financial assets at amortised cost are provided in Note 4 - Other assets.



NOTES TO THE STATEMENT OF FINANCIAL ACTIVITY
FOR THE PERIOD ENDED 31 AUGUST 2025

OPERATING ACTIVITIES
NOTE 3
DISPOSAL OF ASSETS

Asset Ref.	Asset description	Budget				YTD Actual			
		Net Book Value	Proceeds	Profit	(Loss)	Net Book Value	Proceeds	Profit	(Loss)
		\$	\$	\$	\$	\$	\$	\$	\$
	Plant and Machinery								
		796,764	1,739,137	942,373	0	0	513,799	513,799	0
	Freehold Land								
	Lot 100 32 Plantagenet, Hamilton Hill	0	0	0	0	0	0	0	0
	Lot 303 Wattleup Road, Hammond Park		0	0	0		0	0	0
		796,764	1,739,137	942,373	0	0	513,799	513,799	0



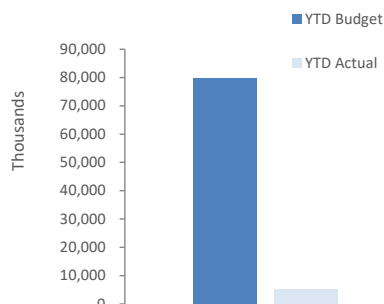
**NOTES TO THE STATEMENT OF FINANCIAL ACTIVITY
FOR THE PERIOD ENDED 31 AUGUST 2025**

**INVESTING ACTIVITIES
NOTE 4
CAPITAL ACQUISITIONS**

Capital acquisitions	Amended		YTD Actual	YTD Actual Variance
	Budget	YTD Budget		
	\$	\$	\$	\$
Land	11,400,000	0	0	0
Buildings	18,992,065	742,401	1,506,020	763,619
Furniture and equipment	511,504	102,301	325,737	223,437
Plant and equipment	10,255,710	1,424,487	1,527,864	103,377
Information technology	406,637	0	0	0
Infrastructure - roads	18,681,906	631,716	432,429	(199,287)
Infrastructure - drainage	3,346,823	242,572	474,898	232,325
Infrastructure - footpath	2,683,680	174,565	96,977	(77,588)
Infrastructure - parks hard	8,525,416	338,129	251,092	(87,037)
Infrastructure - parks landscaping	2,514,640	0	2,106	2,106
Infrastructure - landfill site	1,538,232	215,046	22,349	(192,697)
Infrastructure - marina	257,000	51,400	0	(51,400)
Infrastructure - coastal	400,000	66,667	450,654	383,987
Payments for Capital Acquisitions	79,513,613	3,989,284	5,090,126	1,100,842
Total Capital Acquisitions	79,513,613	3,989,284	5,090,126	1,100,842
Capital Acquisitions Funded By:				
	\$	\$	\$	\$
Capital grants and contributions	(21,836,218)	0	0	0
Proceeds from disposal of assets	(1,739,137)	(49,240)	(513,799)	(464,559)
Cash backed reserves				
Open Space Infrastructure	(11,239,824)	(314,819)	(52,421)	262,398
Plant & Equipment	(7,862,429)	(182,018)	275,855	457,873
Technology	(545,281)	(27,729)	0	27,729
Building Infrastructure	(14,483,461)	(706,440)	(214,090)	492,351
Commercial Landfill	(2,038,232)	(215,046)	0	215,046
Land Management	0	0	0	0
Roads Infrastructure	(13,360,228)	(509,132)	(138,832)	370,300
Climate Change Mitigation	(261,170)	(49,234)	0	49,234
Port Coogee Special Maintenance SAR	(133,333)	(22,222)	0	22,222
Waste Management	0	0	0	0
Project Contingency	(2,924,385)	(136,544)	0	136,544
Port Coogee Marina	(257,000)	(51,400)	0	51,400
Port Coogee Waterways WEMP	(266,667)	(44,444)	0	44,444
Contribution - operations	(2,566,248)	(1,681,015)	(4,446,839)	(2,765,824)
Capital funding total	(79,513,613)	(3,989,284)	(5,090,126)	(1,100,842)

SIGNIFICANT ACCOUNTING POLICIES

All assets are initially recognised at cost. Cost is determined as the fair value of the assets given as consideration plus costs incidental to the acquisition. For assets acquired at no cost or for nominal consideration, cost is determined as fair value at the date of acquisition. The cost of non-current assets constructed by the local government includes the cost of all materials used in the construction, direct labour on the project and an appropriate proportion of variable and fixed overhead. Certain asset classes may be revalued on a regular basis such that the carrying values are not materially different from fair value. Assets carried at fair value are to be revalued with sufficient regularity to ensure the carrying amount does not differ materially from that determined using fair value at reporting date.



**NOTES TO THE STATEMENT OF FINANCIAL ACTIVITY
FOR THE PERIOD ENDED 31 AUGUST 2025**

FINANCING ACTIVITIES

NOTE 5

BORROWINGS

Repayments - borrowings

Information on borrowings		1 July 2025	New Loans		Principal Repayments		Principal Outstanding		Interest Repayments	
Particulars	Loan No.		Actual	Budget	Actual	Budget	Actual	Budget	Actual	Budget
		\$	\$	\$	\$	\$	\$	\$	\$	\$
Recreation and culture										
To assist fund the Cockburn Central West development	8	2,500,000	0	0	0	2,500,000	2,500,000	0	12,921	350,000
C/Fwd Balance		2,500,000	0	0	0	2,500,000	2,500,000	0	12,921	350,000
Total		2,500,000	0	0	0	2,500,000	2,500,000	0	12,921	350,000
Current borrowings		2,500,000					2,500,000			
Non-current borrowings		0					0			
		2,500,000					2,500,000			

All debenture repayments were financed by general purpose revenue.

KEY INFORMATION

All loans and borrowings are initially recognised at the fair value of the consideration received less directly attributable transaction costs. After initial recognition, interest-bearing loans and borrowings are subsequently measured at amortised cost using the effective interest method. Fees paid on the establishment of loan facilities that are yield related are included as part of the carrying amount of the loans and borrowings.

NOTES TO THE STATEMENT OF FINANCIAL ACTIVITY
FOR THE PERIOD ENDED 31 AUGUST 2025

OPERATING ACTIVITIES

NOTE 6

CASH RESERVES

Reserve name	Opening Balance	Budget Interest Earned	Actual Interest Earned	Budget Transfers In (+)	Actual Transfers In (+)	Budget Transfers Out (-)	Actual Transfers Out (-)	Budget Closing Balance	Actual YTD Closing Balance
	\$	\$	\$	\$	\$	\$	\$	\$	\$
General Revenue									
Open Space Infrastructure	5,571,044	0	0	7,500,000	477,435	(11,301,661)	(52,421)	133,497	5,996,058
Plant & Equipment	9,868,110	0	0	4,000,000	0	(7,862,929)	(196,199)	5,199,547	9,671,912
Technology	5,102,501	0	0	500,000	0	(1,475,281)	(42,525)	3,219,233	5,059,975
Building Infrastructure	80,637,329	0	0	13,500,000	0	(14,653,579)	(214,090)	75,153,222	80,423,240
Commercial Landfill	33,851,736	0	0	4,100,000	0	(2,538,232)	(3,447)	34,248,015	33,848,289
Land Management	3,462,511	0	0	1,944,332	0	0	0	5,386,246	3,462,511
Roads Infrastructure	26,711,431	0	0	12,500,000	0	(13,360,228)	(138,832)	25,834,024	26,572,599
Naval Base Shacks	1,528,049	0	0	30,000	0	0	0	1,521,186	1,528,049
Risk	1,880,171	0	0	250,000	0	0	0	2,130,171	1,880,171
Climate Change Mitigation	2,577,608	0	0	500,000	0	(261,170)	0	2,570,268	2,577,608
Waste Management	11,793,639	0	0	2,000,000	0	0	0	13,825,438	11,793,639
Project Contingency	14,954,238	0	0	1,466,697	0	(4,566,317)	0	11,900,380	14,954,238
Port Coogee Marina	2,907,822	0	0	500,000	0	(257,000)	0	2,893,822	2,907,822
Total General Revenue Reserve	200,846,190	0	0	48,791,029	477,435	(56,276,397)	(647,513)	184,015,049	200,676,112
Restricted Revenue									
Port Coogee Waterways WEMP	726,879	0	4,520	0	0	(566,667)	0	333,333	731,399
Port Coogee Special Maintenance SAR	2,421,264	0	15,271	460,000	0	(383,255)	(16,867)	2,576,745	2,419,668
Port Coogee Waterways SAR	579,676	0	3,982	125,000	124,357	0	0	695,000	708,015
Naval Base Shack Removal	1,031,930	0	6,409	0	0	0	0	993,077	1,038,340
Cockburn Coast SAR	171,877	0	1,306	75,000	77,389	(41,784)	(1,466)	233,216	249,105
POS Cash in Lieu	6,087,941	0	37,855	0	0	0	0	5,649,812	6,125,796
Developer Contribution Plans - Various	15,612,103	0	91,124	0	952,589	0	(3,090)	12,865,594	16,652,726
Restricted Funding	5,050,380	0	0	0	0	0	(3,212,008)	7,792,175	1,838,372
Total Restricted Revenue Reserve	31,682,050	0	160,467	660,000	1,154,335	(991,706)	(3,233,431)	31,138,952	29,763,421
Total Cash Reserve	232,528,240	0	160,467	49,451,029	1,631,770	(57,268,103)	(3,880,944)	215,154,001	230,439,533

KEY INFORMATION

NOTES TO THE STATEMENT OF FINANCIAL ACTIVITY
FOR THE PERIOD ENDED 31 AUGUST 2025

OPERATING ACTIVITIES
NOTE 7
OTHER CURRENT LIABILITIES

Other current liabilities	Note	Opening Balance 1 July 2025	Liability Increase	Liability Reduction	Closing Balance 31 August 2025
		\$	\$	\$	\$
Contract liabilities					
Unspent grants, contributions and reimbursements - non-operating		2,583,223	345,915	(488,250)	2,440,888
Total unspent grants, contributions and reimbursements		2,583,223	345,915	(488,250)	2,440,888
Provisions					
Annual leave		4,919,482	15,105,977	(14,907,582)	5,117,876
Long service leave		5,265,027	0	0	5,265,027
Total Provisions		10,184,509	15,105,977	(14,907,582)	10,382,903
Total other current liabilities		12,767,732	15,451,892	(15,395,832)	12,823,791
Amounts shown above include GST (where applicable)					

KEY INFORMATION

Provisions

Provisions are recognised when the City has a present legal or constructive obligation, as a result of past events, for which it is probable that an outflow of economic benefits will result and that outflow can be reliably measured.

Provisions are measured using the best estimate of the amounts required to settle the obligation at the end of the reporting period.

Employee benefits

Short-term employee benefits

Provision is made for the City's obligations for short-term employee benefits. Short-term employee benefits are benefits (other than termination benefits) that are expected to be settled wholly before 12 months after the end of the annual reporting period in which the employees render the related service, including wages, salaries and sick leave. Short-term employee benefits are measured at the (undiscounted) amounts expected to be paid when the obligation is settled.

The City's obligations for short-term employee benefits such as wages, salaries and sick leave are recognised as a part of current trade and other payables in the calculation of net current assets.

Other long-term employee benefits

The City's obligations for employees' annual leave and long service leave entitlements are recognised as provisions in the statement of financial position.

Long-term employee benefits are measured at the present value of the expected future payments to be made to employees. Expected future payments incorporate anticipated future wage and salary levels, durations of service and employee departures and are discounted at rates determined by reference to market yields at the end of the reporting period on government bonds that have maturity dates that approximate the terms of the obligations. Any remeasurements for changes in assumptions of obligations for other long-term employee benefits are recognised in profit or loss in the periods in which the changes occur. The City's obligations for long-term employee benefits are presented as non-current provisions in its statement of financial position, except where the City does not have an unconditional right to defer settlement for at least 12 months after the end of the reporting period, in which case the obligations are presented as current provisions.

Contract liabilities

An entity's obligation to transfer goods or services to a customer for which the entity has received consideration (or the amount is due) from the customer. Grants to acquire or construct recognisable non-financial assets to identified specifications be constructed to be controlled by the City are recognised as a liability until such time as the City satisfies its obligations under the agreement.

NOTES TO THE STATEMENT OF FINANCIAL ACTIVITY
FOR THE PERIOD ENDED 31 AUGUST 2025

NOTE 8
BUDGET AMENDMENTS

Amendments to original budget since budget adoption. Surplus/(Deficit)

Project/ Activity	Description	Council Resolution	Classification	Non Cash Adjustment	Increase in Available Cash	Decrease in Available Cash	Amended Budget Running Balance
				\$	\$	\$	\$
	Budget adoption						300,000
Various	Expenditure Review Committee July 2025		Operating Expenses			(7,800)	292,200
				0	0	(7,800)	

15. Reports - Standing Committee

Nil

16. Committee Minutes

Nil

17. Motions of Which Previous Notice Has Been Given

17.1 Notice of Motion - Activation of Cockburn Central Town Square "The Siding"

Executive	Director Infrastructure Services
Author	Director Infrastructure Services
Attachments	N/A

RECOMMENDATION

That Council NOTES that this report responds to the Notice of Motion.

Background

Deputy Mayor Stone submitted a Notice of Motion on 11 September 2025 for the following:

That Council receives a report on options for improving activation of Cockburn Central Town Square (The Siding), including:

1. Reconfiguration of existing infrastructure and landscaping to improve functionality and community use.
2. Opportunities for temporary trading licences or relocations for small businesses during adjacent construction periods including any approvals that may be required to facilitate commercial activity in The Siding.
3. Outcomes from past community consultations and how these can inform future improvements.

Reason

Cockburn Central is undergoing significant change. The recent notice to Mooba Café to vacate Lot 7 and subsequent impending loss of the pop-up park highlights the fragility of community activation in the Precinct.

The City's Corporate Business Plan identifies Cockburn Central activation as a key priority. It is therefore timely for Council to consider opportunities to strengthen The Siding and surrounding areas as a true community hub.

Submission

N/A

Report

The Siding - Overview

The Siding is located at Lot 16 Junction Boulevard, Cockburn Central and owned by the State of WA with a management order to the City of Cockburn for public recreation (Reserve No: 49100).

The Siding is classified as a Local Open Space as per the Public Open Space Strategy which are predominantly provided for the needs of the immediate residential population.

Local open spaces are embellished for casual and informal recreation by the community and easily accessed by bicycle or foot.

The Siding provide for play, informal recreation and sport, at a relatively low level of complexity.

The Siding is surrounding by apartment blocks, hotel (under construction), Cockburn Train Station and an adjacent land parcel which has an approved Development Application for Mixed Residential (Lodging Houses) and Commercial Development.



Arial Image - The Siding

Reconfiguration of existing infrastructure and landscaping to improve functionality and community use

The Siding was established as part of the subdivision application for Cockburn Central with a landscaping approach to meet a future community.

The landscape included a grassed space, artwork, trees, performance area and pedestrian connectivity to the train station.

In 2012, The Siding was upgraded with a water park, large free-standing shelter, additional seating, tree and shrub planting to improve activation of the local open space.

These improvements raised the level of embellishment to an advanced state with the POS Strategy detailing there were no further upgrades required.

Since these works have been completed there has been no demonstrated need to initiate further embellishments to the open space.

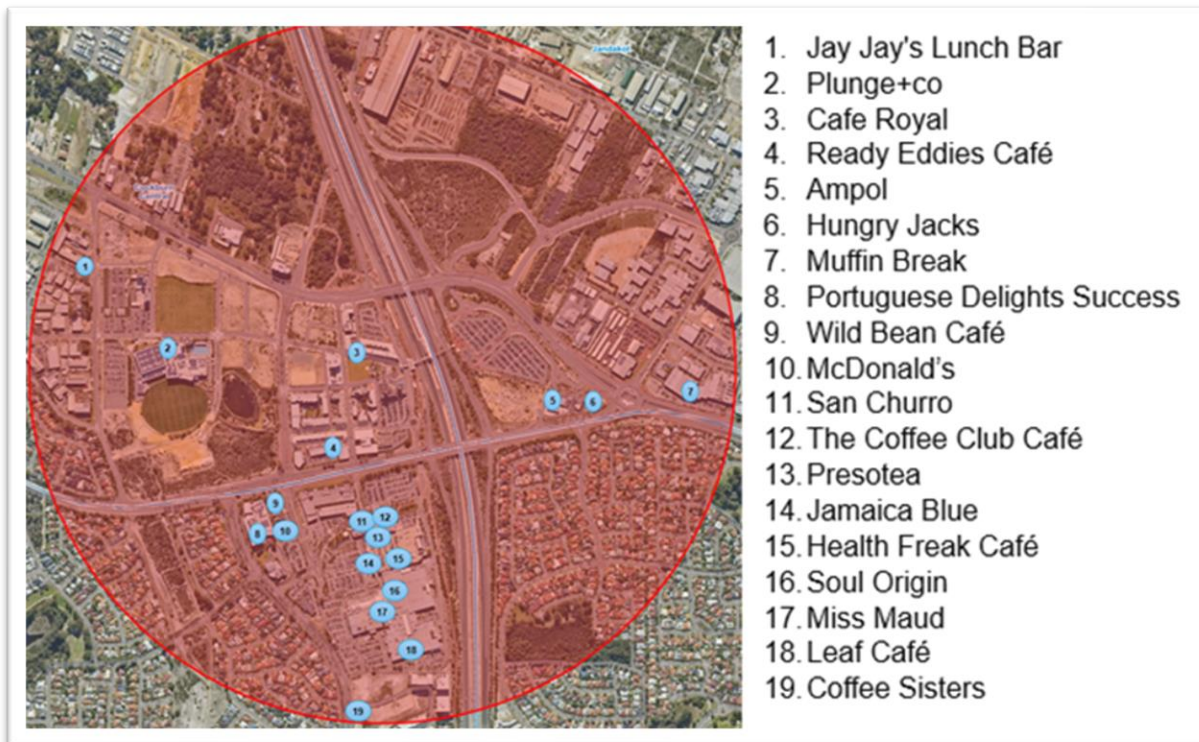
Additionally, as the assets are relatively new, there is currently no renewal requirements which would facility a consultation process with the Community.

Opportunities for temporary trading licences or relocations for small businesses during adjacent construction periods including any approvals that may be required to facilitate commercial activity in The Siding

Opportunities for temporary locations for small businesses within the Cockburn Central area would be reliant on the business proprietor negotiating directly with the private landowner of any vacant mixed-use spaces already available within the area.

There are several issues with a temporary food business moving onto the State-owned reserve (The Siding), which include:

1. City of Cockburn Local Government Act Local Laws – The local laws impose a 1km setback to similar fixed business and does not provide discretion to vary.



Map: 1KM radius of The Siding

2. Trading in Reserves must be Approved by the Landowner – Commercial activity in public reserves like The Siding requires both permission from the landowner (the State) as well as City approval. In this circumstance, the management order for the recreation reserve does not allow for commercial leases and a change to the zoning would require Ministerial approval.
3. Trading on City or State-owned land generally requires an Expressions of Interest process - where businesses are invited to submit their formal intention to compete for a business opportunity. This process is used to determine market interest and identify capable providers before determining the next phase of the project.

Outcomes from past community consultations and how these can inform future improvements

The City completed consultation with residents in November 2024 as part of the Community Conversation program. Below are the outcomes from the consultation:

What do you enjoy most about living in Cockburn Central?

- Close to the shopping Centre
- Close to the train station (convenience)
- Easy access and relatively close to Coogee Beach
- Apartment living means no garden maintenance.
- Safe (apartment living)
- Find it a very central location
- Cockburn ARC facility
- Walkability
- Success Library.

What improvements would you like to see in the suburb (infrastructure, services, or community programs)

- More cafes to attract the “coffee culture”. Only a pop-up café
- Movie theatre
- Better lighting, poorly lit
- More green spaces and trees
- Community noticeboard
- Parking that is free (for visitors on the weekends)
- Room for improvement with sense of community.
- High numbers of FIFO residents, hardly see anyone.
- Empty shops rented out
- Dogs on leash
- Traffic & sound improvements
- Under or overpass to shops/ARC – more pedestrian friendly, less barriers
- Exercise equipment in the park
- Less isolation, connection between apartment blocks
- Safety for cyclists
- BBQ.

Are there any community events or activities that you'd like to see happening?

- Outdoor cinema
- Night market
- Walking groups
- Small scale art workshops/classes
- Mahjong classes
- Computer lessons
- Micro events.

The City has delivered several community events over a number of years as the area has developed, which are outlined in the table below.

As part of the Corporate Business Plan 2025-2029 there is a project to Develop a Towns Team approach to activate Cockburn Central.

This project aims to develop an approach to work proactively with community groups, businesses, landowners and residents to foster a sense of ownership and pride at Cockburn Central. An outline of previous activities and future plans are detailed in the table below:

Cockburn Central - Past Activations and Future Plans

Period	Key Activities & Activations	Stakeholder Involvement
2014–2017	<ul style="list-style-type: none"> • Billy Cart Festival • Friday night buskers • Outdoor movie nights • Community/family festivals 	Cockburn Central Town Centre Association (CCTCA), local businesses, City of Cockburn, local residents
2018–2020	<ul style="list-style-type: none"> • Night markets & art exhibitions • Fashion shows & pop-up retail • Youth-led performances 	CCTCA, City Events Team, youth services, multicultural groups
2020–2022	<ul style="list-style-type: none"> • COVID-19 restrictions – scaled back events • Small pop-ups & youth/community activities 	CoC, residents, community groups
2023	• Cockburn Central Town Centre Association (CCTCA) ceased operations	Gap in leadership
Sep 2024	• Community Conversation (12 residents attended)	CoC Community Development team and residents
Nov 2024	• Follow-up meeting (5 residents)	CoC Community Development team and residents
Dec 2024	• Resident-led <i>pop-up event in Town Square</i> – successful	Residents, local businesses, City support
Early 2025	• Drop in engagement post-Christmas/New Year	Gap in leadership
Oct 2025	• Invite residents, businesses, developer, and groups to a Community Conversation to re-engage via a Town Teams approach	Residents, businesses, cultural groups, developer

Nov 2025	<ul style="list-style-type: none"> Community Conversation based on Town team approach to establish <i>Cockburn Central Collective/Place Makers Network</i>. Devise a plan to ensure group remains sustainable, discuss potential future activations 	Residents, businesses, cultural groups, developer
Jan/Feb 2026	<ul style="list-style-type: none"> Potential delivery of first activation event by Cockburn Central Collective: <ul style="list-style-type: none"> – Outdoor <i>Movie Night</i> – Food stalls & cultural performances – Family-friendly activities 	Residents, developer, cultural groups, businesses, City support
2026 Ongoing	<ul style="list-style-type: none"> Quarterly themed activations: <ul style="list-style-type: none"> – Multicultural food/craft night – Youth music & arts showcase – Fashion/creative markets 	Cockburn Central Collective (new group) consisting of local businesses, residents, cultural groups, members must take responsibility for planning and delivering activations, supported by the City including Community Development team and others

Summary

The City will be progressing activation activities on Cockburn Central as detailed in the Corporate Business Plan adopted by Council.

The upcoming Community Conversation in November 2025 will follow the same inclusive and collaborative approach undertaken previously with existing resident and community groups, to identify opportunities and challenges along with co-designing future activations.

This engagement will provide the City information to evaluate the current amenities and functionality of The Siding along with considering future opportunities to support the community needs.

Strategic Plans/Policy Implications

Local Economy

A sustainable and diverse local economy that attracts increased investment and provides local employment.

- Thriving local commercial centres, local businesses and tourism industry.

Community, Lifestyle and Security

A vibrant healthy, safe, inclusive, and connected community.

- Accessible and inclusive community, recreation and cultural services and facilities that enrich our community.

Listening and Leading

A community focused, sustainable, accountable, and progressive organisation.

- High quality and effective community engagement and customer service experiences.

Budget/Financial Implications

N/A

Legal Implications

N/A

Community Consultation

N/A

Risk Management Implications

Given that there are no additional actions to Corporate Business Plans and Asset Management Plans, there is a low level of operational risk.

Advice to Proponent(s)/Submitters

N/A

Implications of Section 3.18(3) *Local Government Act 1995*

Nil

18. Notices Of Motion Given At The Meeting For Consideration At Next Meeting

19. New Business of an Urgent Nature Introduced by Members or Officers

20. Matters to be Noted for Investigation Without Debate

Nil

21. Confidential Business

Nil

22. Closure of Meeting