

City of Cockburn
Ordinary Council Meeting
Minutes

For Thursday, 11 February 2021

These Minutes are confirmed

Presiding Member's signature

A handwritten signature in blue ink, which appears to read "Logan Hewitt", is written over a horizontal blue line.

Date: 11 March 2021

CITY OF COCKBURN
SUMMARY OF MINUTES OF THE ORDINARY COUNCIL MEETING
THURSDAY, 11 FEBRUARY 2021

	Page
1. DECLARATION OF MEETING	4
2. APPOINTMENT OF PRESIDING MEMBER (IF REQUIRED).....	6
3. DISCLAIMER (TO BE READ ALOUD BY PRESIDING MEMBER)	7
4. ACKNOWLEDGEMENT OF RECEIPT OF WRITTEN DECLARATIONS OF FINANCIAL INTERESTS AND CONFLICT OF INTEREST (BY PRESIDING MEMBER)	7
5. APOLOGIES AND LEAVE OF ABSENCE	7
6. WRITTEN REQUESTS FOR LEAVE OF ABSENCE	7
7. RESPONSE TO PREVIOUS PUBLIC QUESTIONS TAKEN ON NOTICE	7
8. PUBLIC QUESTION TIME	8
9. CONFIRMATION OF MINUTES.....	14
9.1 (2021/MINUTE NO 0001) MINUTES OF THE ORDINARY COUNCIL MEETING - 10/12/2020	14
10. DEPUTATIONS.....	14
11. BUSINESS LEFT OVER FROM PREVIOUS MEETING (IF ADJOURNED).....	14
12. DECLARATION BY MEMBERS WHO HAVE NOT GIVEN DUE CONSIDERATION TO MATTERS CONTAINED IN THE BUSINESS PAPER PRESENTED BEFORE THE MEETING	14
13. COUNCIL MATTERS	15
13.1 (2021/MINUTE NO 0002) 2021 LOCAL GOVERNMENT ELECTIONS.....	15
13.2 (2021/MINUTE NO 0003) PROPOSED AMENDMENT TO THE CITY OF COCKBURN PARKING AND PARKING FACILITIES LOCAL LAW 2007	20
14. PLANNING AND DEVELOPMENT DIVISION ISSUES	25
14.1 (2021/MINUTE NO 0004) RECOMMENDATION TO WAPC ON PROPOSED LOCAL STRUCTURE PLAN - LOT 11 AND LOT 74 BEENYUP ROAD, BANJUP, AND LOT 9046 PROSPERITY LOOP, AUBIN GROVE	25
14.2 (2021/MINUTE NO 0005) DESIGN REVIEW PANEL (DRP) – APPOINTMENT OF MEMBERS 10 MARCH 2021 TO 10 MARCH 2023	96
15. FINANCE AND CORPORATE SERVICES DIVISION ISSUES.....	106
15.1 (2021/MINUTE NO 0006) PAYMENTS MADE FROM MUNICIPAL FUND - NOVEMBER AND DECEMBER 2020.....	106
15.2 (2021/MINUTE NO 0007) STATEMENT OF FINANCIAL ACTIVITY AND ASSOCIATED REPORTS - NOVEMBER AND DECEMBER 2020	148



15.3	(2021/MINUTE NO 0008) MID-YEAR BUDGET REVIEW 2020-2021.....	200
16.	ENGINEERING AND WORKS DIVISION ISSUES	223
16.1	(2021/MINUTE NO 0009) COMMERCIAL FOOD WASTE TRIAL.....	223
17.	COMMUNITY SERVICES DIVISION ISSUES	229
17.1	(2021/MINUTE NO 0010) DIXON PARK AND WALLY HAGAN RECREATION CENTRE REDEVELOPMENT	229
17.2	(2021/MINUTE NO 0011) MULTIPLE DOG APPLICATION - 4/39 PEPPERMINT GARDENS AUBIN GROVE	239
17.3	(2021/MINUTE NO 0012) RFT28-2020 - BUILDING CONSTRUCTION SERVICES - COMMUNITY CENTRE TREEBY ESTATE	245
18.	EXECUTIVE DIVISION ISSUES.....	252
18.1	(2021/MINUTE NO 0013) 2021 MID-YEAR REVIEW CORPORATE BUSINESS PLAN 2020-2021 TO 2024-2025	252
19.	MOTIONS OF WHICH PREVIOUS NOTICE HAS BEEN GIVEN	324
19.1	(2021/MINUTE NO 0014) CR SEPAROVICH - PROPOSED POLICY TO APPOINT ELECTED MEMBERS TO EXTERNAL COMMITTEES, REFERENCE GROUPS AND SUB COMMITTEES.....	324
19.2	(2021/MINUTE NO 0015) CORPORATE - STRATEGIC PLANNING AND BUDGET POLICY AMENDMENT - CONTINGENCY FUNDS	335
20.	NOTICES OF MOTION GIVEN AT THE MEETING FOR CONSIDERATION AT NEXT MEETING	348
21.	NEW BUSINESS OF AN URGENT NATURE INTRODUCED BY MEMBERS OR OFFICERS.....	348
22.	MATTERS TO BE NOTED FOR INVESTIGATION, WITHOUT DEBATE	349
22.1	(2021/MINUTE NO 0016) EXPANSION OF NATURE PLAY COMPONENTS WITHIN THE EXISTING PLAY SPACES ACROSS THE CITY	349
22.2	(2021/MINUTE NO 0017) TRAFFIC CALMING OPTIONS ALONG LAUDERDALE DRIVE, SUCCESS, IN CONSULTATION WITH LOCAL RESIDENTS	353
22.3	(2021/MINUTE NO 0018) ACTIVITIES AT THE MANNING PARK/AZELIA LEY MUSEUM PRECINCT, INCLUDING THE WAGON HOUSE	363
23.	CONFIDENTIAL BUSINESS	367
24.	(2021/MINUTE NO 0019) RESOLUTION OF COMPLIANCE	367
25.	CLOSURE OF MEETING	367

CITY OF COCKBURN
MINUTES OF ORDINARY COUNCIL MEETING
HELD ON THURSDAY, 11 FEBRUARY 2021 AT 7.00PM

PRESENT:

ELECTED MEMBERS

Mr L Howlett	-	Mayor (Presiding Member)
Ms L Kirkwood	-	Deputy Mayor
Mr K Allen	-	Councillor
Mr M Separovich	-	Councillor
Ms P Corke	-	Councillor
Dr C Terblanche	-	Councillor
Mr P Eva	-	Councillor
Ms C Stone	-	Councillor
Mr T Widenbar	-	Councillor

IN ATTENDANCE

Mr T Brun	-	Chief Executive Officer
Mr D Green	-	Director Governance and Community Services
Mr S Downing	-	Director Finance and Corporate Services
Mr D Arndt	-	Director, Planning and Development
Mrs G Bowman	-	Executive Manager, Strategy and Governance
Mr A Lees	-	Acting Director, Engineering and Works
Mr J Fiori	-	Risk and Governance Advisor
Mrs V Bacich (dep 7.33pm)	-	Civic Functions and Building Amenities Coordinator
Mr S Cecins	-	Media and Communications Officer
Mrs B Pinto	-	Governance Officer
Mr N Sandiford	-	Systems Support Officer
Ms S D'Agnone	-	Council Minute Officer

1. DECLARATION OF MEETING

Mayor Howlett declared the meeting open at 7:00pm.

“Kaya, Wanju Wadjuk Budjar” which means “Hello, Welcome to Wadjuk Land”

Mayor Howlett acknowledged the Nyungar People who are the traditional custodians of the land on which the meeting was being held and paid respect to the Elders of the Nyungar Nation, both past and present and extended that respect to Indigenous Australians and Torres Strait Islander people who were present, either in person or viewing on-line.

Mayor Howlett advised, given the COVID-19 pandemic is still with us, there continues to be a need for physical distancing and the following of hygiene requirements regarding hand washing etc. Accordingly, seating in the Council



Chamber and the public gallery has been set out to ensure physical distancing requirements are met. Please follow the physical distancing requirements during the meeting, particularly when leaving the meeting.

Mayor Howlett advised the meeting would be electronically recorded and live streamed on the City's website, except where Council resolves to go behind closed doors. All recordings are retained in accordance with the General Disposal Authority for Local Government Records, produced by the State Records Office.

A copy of the recorded proceedings and a transcript of the whole Council Meeting will be available on the website within two business days of this Council meeting.

Images of the public gallery are not included in the webcast, however voices will be captured and streamed. Everybody present should be mindful of their conduct during the recorded.

Live streaming meetings is a Council initiative aimed at increasing the City's transparency and openness, as well as making Council meetings more accessible to our community and those beyond.

Elected Members at the meeting will again be voting on agenda items by using an electronic system that will display the vote of each member and allow them to be recorded in the minutes of the meeting.

Mayor Howlett made the following announcements:

City of Cockburn New Chief Executive Officer

On behalf of Council, Mayor Howlett welcomed Mr Tony Brun, the City's newly appointed Chief Executive Officer, to his first Ordinary Council Meeting. Mr Brun commenced with the City on Monday, 1 February 2021.

Australia Day

The City conducted a very successful Coogee Beach Festival on Australia Day, followed by a Citizenship Ceremony and the presentation of the Community Citizen of the Year Awards to local citizens in recognition of active citizenship and outstanding contribution to the community.

The recipients of these awards were:

Community Citizen of the Year, Youth Category - Layne Dixon

Community Citizen of the Year, Senior Category - Jean Bruce

Community Citizen of the Year, Dan Robinson and Louise Keep

Active Citizenship, Group or Event - Cockburn Chinese Community Assoc.

Local Government in Western Australia – 150th Anniversary

2021 represents the 150th anniversary of local government in Western Australia.

While those early days saw local governments focus on roads, rubbish and rates, the sector has grown over time to provide a much wider range of services to their respective communities.



I acknowledge the contributions of over 270 Elected Members who have served our community since 1871, and the staff who continue to provide an increasingly complex and diverse range of services to our community, supported by an amazing number of volunteers.

Wooroloo and other bushfires across the State

I take this opportunity, on behalf of Council, to thank the Department of Fire and Emergency Services career firemen, the volunteer bush fire brigades, the State Emergency Service volunteers, other volunteers who provided support services, all other local governments involved in the bushfires over the recent months, the not for profit sector, and the business community, for their efforts during the recent Wooroloo and other bushfires that have occurred.

There were a number of small bushfires in the City of Cockburn, several alleged to have been deliberately lit, however their dedication and commitment to the cause is nothing short of remarkable.

Carnarvon Floods

Our thoughts are with the communities and the local government that have experienced the impacts of the recent tropical low that has caused widespread flooding, particularly in Carnarvon, where large sections of the North West Coastal Highway have been severely damaged and are currently closed until Main Roads WA can commence the necessary repair work, in conjunction with the local governments.

Annual General Electors Meeting

The Annual General Meeting of Electors, initially scheduled for Tuesday, 2 February 2021, needed to be re-scheduled due to the COVID-19 pandemic lockdown announced by Premier McGowan on Sunday 31 January 2021.

The Annual General Meeting is now scheduled for Wednesday, 24 February 2021 commencing at 7.00pm.

Lockdown due to COVID-19

On behalf of Council, I acknowledge and thank City of Cockburn staff for their seamless transition to the lockdown announced on 31 January 2021 by the Premier, and for the continuing need to manage service delivery in a changed world.

I also thank our community for their continuing compliance with the COVID-19 announcements made by the State Government based on health advice which is aimed to minimise the risk of contracting the virus.

Thank you and stay safe.

2. APPOINTMENT OF PRESIDING MEMBER (IF REQUIRED)

Nil



3. DISCLAIMER (TO BE READ ALOUD BY PRESIDING MEMBER)

Members of the public, who attend Council Meetings, should not act immediately on anything they hear at the Meetings, without first seeking clarification of Council's position. Persons are advised to wait for written advice from the Council prior to taking action on any matter that they may have before Council.

4. ACKNOWLEDGEMENT OF RECEIPT OF WRITTEN DECLARATIONS OF FINANCIAL INTERESTS AND CONFLICT OF INTEREST (BY PRESIDING MEMBER)

Cr Phoebe Corke	-	Impartiality Interest Item 17.1
Deputy Mayor Kirkwood	-	Proximity Interest Item 17.2
Cr Kevin Allen	-	Impartiality Interest Item 17.3
Mayor Howlett	-	Impartiality Interest Item 22.3

5. APOLOGIES AND LEAVE OF ABSENCE

Cr Lee-Anne Smith	-	Apology
-------------------	---	---------

6. WRITTEN REQUESTS FOR LEAVE OF ABSENCE

Nil

7. RESPONSE TO PREVIOUS PUBLIC QUESTIONS TAKEN ON NOTICE

Nil.



8. PUBLIC QUESTION TIME

1. Jozina de Ruiter, Hamilton Hill

Item 17.1 Dixon Park and Wally Hagan Recreation Centre Redevelopment

- Q1. I noticed that in the proposal on page 193/194, the Council decision is set out, outlining six (6) points of the decision Council adopted regarding this area on October 2018. However point 7 is missing.

This point was added after me, and several other community groups, as well local residents, called on the Council for years to be included in the design process of this redevelopment planned for Dixon Reserve.

Point 7 states: ensures that full consultation and engagement is undertaken with locally affected residents and stakeholders regarding concerns raised in relation to social, cultural and environmental components of the Dixon Park proposals, in advance of any associated development being undertaken.

I would like to remind Council of this commitment. This point was added because local groups, stakeholders and residents did not feel there had been sufficient consultation.

Current plans were drawn up informed only by sports and recreation data and stakeholders. Nor was the planned development and buildings designed in a sustainable manner or in way that would connect the building to its environment and be sensitive to the significant heritage area it is situated in.

I ask that Council include the same commitment as part of this decision additional to the recommendation in the officer report.

This will provide to the community that the Council remains committed to engaging with local stakeholders as this process is progressed and its own strategic policy to be a leader in environmental management and to support an increasing and connected community, as per page 196, paragraph 1.

- A1. The Director Governance and Community Services advised that this point is contained on page 193 of the agenda and stipulates:
“should Section 18 approval be received, more consultation would then occur during the next phases of the design with the broader community”.

Clearly the Council can do that and it is still a valid part of the decision made in 2018 that is still in effect.



2. Sally Newsome, Coogee Beach Caravan Park

Coogee Beach Caravan Park

- Q1. As residents of the Coogee Beach Caravan Park we would like to know how the Council feels about the terrible impact on the lives, mental health and financial wellbeing of the 40 households impacted by the proposed Discovery development.

Should Councillors be concerned about this aged and vulnerable community and oppose the signing of the extension to the City of Cockburn's lease with Discovery Parks?

- A1. The Director Planning and Development advised Council has yet to make any decisions on a new lease for the Coogee Beach Caravan Park, and will not make any determination until a report is tabled for consideration, containing all the relevant facts and details.
- Q2. As residents of the Coogee Beach Caravan Park, we would like to know how the Council feels about the fact that despite City of Cockburn's press release (updated as at 6 February 2021) stating: *"It should be clearly noted that Discovery Parks correspondence does not state anywhere that any lease will be terminated"*, 40 long term residents today received a letter from Discovery Parks advising: *"prior to any development, Discovery would give residents notice on their tenancy agreement."*
- The required notice period is 180 days, which will give residents six months' notice of the conclusion of their lease agreement. If the development proceeds, leases will be terminated".*
- Should Councillors be concerned that Discovery Parks are acting outside the City of Cockburn's understanding of events?
- A2. The Director Planning and Development advised it is clear from Discovery Park's correspondence that no current leases are being terminated at this time, which is what Council has pointed out.
- What Discovery Parks have indicated is that if the development proceeds, and that is something that Council is still to consider, Discovery Parks will be required to give 180 days' notice, which is what they have specified in their correspondence.
- Q3. Is the Council aware Discovery Parks wrote on 9 February to 40 long term residents at Coogee Beach Caravan Park, many of whom are elderly or unwell, refusing to honour their obligations under our periodic tenancy agreements to pay for all tenants' expenses resulting from any repositioning of the relocatable home, including reconnecting to services, paving, landscaping and any such costs?

- A3. The Director Planning and Development advised the City has received a copy of Discovery Parks' correspondence, which states:
- "We can confirm that land on the western beach front of the property is earmarked for development. Unfortunately, this includes the land you currently lease from Discovery Parks. Around 35 of our tenants will be impacted.*
- Without a lease extension, a final development plan and development approval, we don't know when we will be providing formal notice to you. Our best estimate is that it will be in early 2022.*
- We will be communicating with you through every step of the process, giving you as much time as possible to find new land to relocate your transportable residence to.*
- We understand that this news will have a significant impact on you. Where possible, we will be working with residents to find alternate accommodation within our network, though this option is not guaranteed."*

3. Jill Spruyt, Coogee Beach Caravan Park

Coogee Beach Caravan Park

- Q1. Will the Council agree to the City and Discovery Park signing a new lease, if the residents impacted in 41 houses are not to be:
- (i) compensated, and
 - (ii) not given financial help and a suitable place to be relocated to, as stipulated in the current periodic lease that we all have, that says that?

Mr Wilkins did say, under the terms of the periodic leases, we do not have any obligations to pay compensation or relocation costs.

- A1. The Director Planning and Development advised, as a point of clarification, that the City is not a party to any of the periodical rental agreements which Discovery Parks have with individual lease holders, and therefore cannot comment in relation to those agreements.

As stated previously, Council has yet to make any decision in respect to a new lease, and will only do so when a report on the matter is tabled before it, containing all the relevant facts and details.

4. Denis Vaughan, Coogee Beach Caravan Park

Mr Vaughan was not present at the meeting. His questions will be treated as correspondence and replied to accordingly.



5. Neil Smith, Coogee Beach Caravan Park

Coogee Beach Caravan Park

- Q1. I am asking three (3) West Ward Councillors to move a resolution to incorporate in the proposed Discovery Parks lease, a guarantee for the tenancy on their present sites of existing residents of Coogee Beach Caravan Park, or otherwise vote to refuse the application for a new lease.
- A1. The Director Planning and Development advised that Elected Members are unable to make a pre-determined outcome on a new lease, and will only be in a position to make a decision when a report, containing all the relevant facts and details, is tabled.

6. Karin Klicker, Coogee Beach Caravan Park

Coogee Beach Caravan Park

- Q1. Has the City of Cockburn made sure that there are no alternative sites within the Coogee Beach Caravan Park for Discovery Park to build cabins for tourism?
- A1. The Director Planning and Development advised the City has to formally receive or consider any proposals for the redevelopment of the caravan park from Discovery Parks. Any redevelopment proposals will need to examine all options for enhancing the park as short term tourist accommodation.
- Q2. Has the City of Cockburn checked that we would need a fourth children's playground within the Coogee Beach Caravan Park?
- A2. The Director Planning and Development advised, as previously indicated, the City has yet to consider any redevelopment plans for the caravan park, so is unable to comment on what facilities are being proposed for the park and whether they are required.

7. Anthony Certoma, Coogee

Ammunition Jetty Beach

- Q1. Anecdotal evidence and personal experience suggests that there has been a significant increase in Ranger visitations and patrols of the Ammunition Jetty Beach area since 21st October, 2020 when it became designated as a prohibited dog beach.
- How many infringement notices have been issued to dog owners from 21 October, 2020 to 31 January, 2021 for having their dog on the beach during this period?
- A1. The Director Governance and Community Services advised only verbal interactions took place between 21 October and 23 November 2020, and no infringements were issued during this period.



From 23 November 2020 to 31 January 2021, there were three (3) written cautions and 20 infringements issued.

- Q2. Can Council provide details on the total number of Poo-ch Pouche stations currently provided throughout the City as at 1 January, 2021, and the primary areas where they are located?

How many additional Poo-ch Pouche stations are planned for this calendar year?

- A2. The Acting Director Engineering and Works advised the City currently has 214 dog pouch cylinders. These are primarily located at dog off leash parks, sporting reserves, regional parks and neighbourhood parks. The City installs approximately 30 new dog pouch cylinders each year.

8. Dr Joanne Curry, Coogee

Ammunition Jetty and Fairy Terns

- Q1. Has Council investigated the impact the proposed new Ammunition Jetty will have on the nesting environment of the fairy terns along Coogee Beach? If so, how/where can this information be accessed?

- A1. The Acting Director Engineering and Works advised the Department of Transport (DOT) is the managing authority of the Ammunitions Jetty and are currently in the early planning stages.

DOT are currently seeking input from a range of stakeholders, including the City of Cockburn.

The City has been advised that all required studies will be undertaken to identify, prevent and mitigate any environmental impacts due to the construction of a new jetty or the refurbished old jetty.

Approvals would also need to be sought from various state and federal agencies, including the Environment Protection Authority of WA.

9. John Johnson, Spearwood

Mr Johnson was not present at the meeting. His questions will be treated as correspondence and dealt with accordingly.

10. Michelle Abbot De River, Coogee

Coogee Park Caravan Park

- Q1. On the 10 December at our meeting, Mr Arndt was present and advised us all that the City of Cockburn were still not aware of the Discovery Park proposal or what their plans were, whereas on the Business Plan uploaded on 6 February 2021 to the City's website, it clearly states on page 4: 'a request for the proposal for the park was publicly advertised on 15 September 2018. the proposal submitted by Discovery Parks Pty Ltd was determined to be the most satisfactory proposal received'.



Discovery Parks were advised on 15 May 2019 that their proposal was preferred, subject to satisfactory public advertising in accordance with section 3.59 of the *Local Government Act 1995*, and Council determination.

City of Cockburn was aware, as per the Business Plan, of what Discovery Parks was proposing. Why were we told on a number of occasions at that meeting, that the City of Cockburn had no idea what the plans were going to be?

- A1. The Director Planning and Development clarified that the meeting he attended was in January 2021, and advised it is correct that Discovery Parks have not lodged any redevelopment proposals.

In relation to the Business Case, the City called for expressions of interest, on a national basis, for caravan park operators to demonstrate to Council their ability not only to manage and run a caravan park for short term tourist accommodation, which is what the site is designated for, but also their financial capabilities of being able to invest into upgrading the caravan park, and an indication of what sorts of sums of money they would be looking at in terms of investing.

No development plans were formally lodged as part of Discovery Park's tender proposal, and currently Discovery Parks still have not lodged a formal plan.

The City understands Discovery Parks are currently working on a development plan, hence my comments are correct.

- Q2. Regarding the Business Plan, in relation to the Coogee Park Caravan Park, uploaded to the City's website on 6 February 2021, what is that for if it is not advising what the plans are?

- A2. The Director Planning and Development advised a Business Plan is required to be lodged and advertised, as entering a new lease agreement is considered to be a major land transaction under the *Local Government Act 1995*.

The Business Plan set out the overall financials, along with the City's expectations of development plans in respect to redevelopment (redevelopment in terms of investment).

The Business Case clearly states the requirement that Discovery Parks are required to lodge a plan to demonstrate their vision of what their redevelopment plans are. Discovery Parks are currently working on these plans, which will be lodged with the City in due course.

7.33PM The Civic Functions and Building Amenities Coordinator departed the meeting and did not return.



9. CONFIRMATION OF MINUTES

9.1 (2021/MINUTE NO 0001) MINUTES OF THE ORDINARY COUNCIL MEETING - 10/12/2020

RECOMMENDATION

That Council confirms the Minutes of the Ordinary Council Meeting held on Thursday, 10 December 2020 as a true and accurate record.

COUNCIL DECISION

MOVED Cr C Stone SECONDED Cr K Allen

That the recommendation be adopted.

CARRIED UNANIMOUSLY 9/0

10. DEPUTATIONS

Nil

11. BUSINESS LEFT OVER FROM PREVIOUS MEETING (IF ADJOURNED)

Nil

12. DECLARATION BY MEMBERS WHO HAVE NOT GIVEN DUE CONSIDERATION TO MATTERS CONTAINED IN THE BUSINESS PAPER PRESENTED BEFORE THE MEETING

Nil

7:35pm. The following items were carried by 'En Bloc' resolution of Council

14.2	15.1	16.1	18.1	19.1	22.1
				19.2	22.2



13. COUNCIL MATTERS

13.1 (2021/MINUTE NO 0002) 2021 LOCAL GOVERNMENT ELECTIONS

Author D Green

Attachments 1. Correspondence WAEC [↓](#)

RECOMMENDATION

That Council:

- (1) declare, in accordance with Section 4.20(4) of the *Local Government Act 1995*, the Electoral Commissioner to be responsible for the conduct of the 2021 Ordinary Elections, together with any other elections or polls which may be required; and
- (2) decide, in accordance with section 4.61(2) of the *Local Government Act 1995*, that the method of conducting the election will be as a postal election.

TO BE CARRIED BY AN ABSOLUTE MAJORITY OF COUNCIL

COUNCIL DECISION

MOVED Cr C Stone SECONDED Deputy Mayor L Kirkwood

That the recommendation be adopted.

CARRIED BY ABSOLUTE MAJORITY OF COUNCIL 9/0

Background

The City of Cockburn is required to comply with legislative procedures prior to each Ordinary Election day, if it wishes to undertake its elections by postal voting. This includes declaring the Western Australian Electoral Commissioner to be responsible for the elections and the method of voting undertaken to be by postal ballot.

Submission

Nil

Report

There will be six (6) vacancies for the City of Cockburn elections to be held on 16 October 2021, being: the Mayor, two Councillors each in West and Central Wards and one Councillor in East Ward.

Retiring members are: Mayor Howlett (Mayor), Councillors Allen and Separovich (West Ward), Councillors Eva and Stone (Central Ward), and Councillor Smith (East Ward).



Correspondence has been received from the Western Australian Electoral Commission (WAEC), (refer Attachment 1), advising of its agreement to be responsible for the conduct of these elections, plus any extraordinary elections and/or polls of electors.

The WAEC correspondence also contains an agreement by the Commissioner to be responsible for the conduct of the 2021 elections, together with any other election or polls which may be required.

For the WAEC to conduct the elections, it is necessary that they be conducted by postal ballot and for the Commissioner to be declared responsible for the conduct of the election. Costs related to the conduct of the election are reimbursed to the Commission, by the City, on a full cost recovery basis.

The City first used postal voting at the inaugural elections of a new Council (Mayor and nine (9) Councillors), in December 2000. The resultant voter turnout at those elections was 43% and represented a sharp improvement on previous elections, which typically attracted about 10% of eligible voters.

More recent elections in Cockburn have averaged around 31% and it is reasonable to assume that this figure will be accomplished in 2021.

Accordingly, it is recommended that Council continue with the established postal voting system, which will inevitably attract the greater number of participants in the elections process.

Strategic Plans/Policy Implications

Listening and Leading

A community focused, sustainable, accountable and progressive organisation.

- Ensure good governance through transparent and accountable, planning, processes, reporting, policy and decision making.

Budget/Financial Implications

Estimated costs submitted by the WAEC amount to \$306,000. This figure provides for all services associated with the conduct of the elections to be fully outsourced and requires limited involvement of City of Cockburn staff. Postage costs represent approximately 50% of the total election expenses.

Legal Implications

Part 4 of the *Local Government Act 1995* and the *Local Government (Elections) Regulations 1997*, refer.



Community Consultation

N/A

Risk Management Implications

A “Moderate” level of “Compliance” risk is associated with this item, should Council not support the recommendation.

Advice to Proponents/Submitters

N/A

Implications of Section 3.18(3) *Local Government Act 1995*

Nil. The *Local Government Act 1995* provides for Council elections to be conducted by the WAEC as postal ballots, or by the relevant local government on an “in person” basis.



LGE 028

Mr Daniel Arndt
Acting Chief Executive Officer
City of Cockburn
PO Box 1215
BIBRA LAKE WA 6965

CITY OF COCKBURN
DOC Set
22 DEC 2020
SUBJECT 085/008
RETENTION 42.1 AS
PROPERTY
APP
ACTION 011/010 Don Green



Dear Mr Arndt

Local Government Ordinary Election: 2021

The next local government ordinary elections are being held on 16 October 2021. While this is still some distance in the future, I have enclosed an estimate for your next ordinary election to assist in your 2021/2022 budget preparations.

The estimated cost for the 2021 election if conducted as a postal ballot is \$306,000 inc GST, which has been based on the following assumptions:

- 77,600 electors
- response rate of approximately 33%
- 6 vacancies
- count to be conducted at the offices of the City of Cockburn
- appointment of a local Returning Officer
- regular Australia Post delivery service to apply for the lodgement of the election packages.

An additional amount of \$15,520 will be incurred if your Council decides to opt for the Australia Post Priority Service for the lodgement of election packages.

Costs not incorporated in this estimate include:

- any legal expenses other than those that are determined to be borne by the Western Australian Electoral Commission in a Court of Disputed Returns
- one local government staff member to work in the polling place on election day
- any additional postage rate increase by Australia Post
- any unanticipated costs arising from public health requirements for the COVID-19 pandemic.

164466

Level 2, 111 St Georges Terrace PERTH WA 6000
Document Set ID: 10085183
GPO Box F316 PERTH WA 6841
Version: 1, Version Date: 22/12/2020

T | (08) 9214 0400
F | (08) 9226 0577

E | waec@waec.wa.gov.au
W | www.elections.wa.gov.au



The Commission is required by the *Local Government Act* to conduct local government elections on a full cost recovery basis and you should note that this is an estimate only and may vary depending on a range of factors including the cost of materials or number of replies received. The basis for charges is all materials at cost and a margin on staff time only. Should a significant change in this figure become evident prior to or during the election you will be advised as early as possible.

The current procedure required by the Act is that my written agreement has to be obtained before the vote by Council is taken. To facilitate the process, you can take this letter as my agreement to be responsible for the conduct of the ordinary elections in 2021 for the City of Cockburn in accordance with section 4.20(4) of the *Local Government Act 1995*, together with any other elections or polls that may also be required. My agreement is subject to the proviso that the City of Cockburn also wishes to have the election undertaken by the Western Australian Electoral Commission as a postal election.

In order to achieve this, your council would need to pass the following two motions by absolute majority:

- Declare, in accordance with section 4.20(4) of the *Local Government Act 1995*, the Electoral Commissioner to be responsible for the conduct of the 2021 ordinary elections together with any other elections or polls which may be required
- Decide, in accordance with section 4.61(2) of the *Local Government Act 1995* that the method of conducting the election will be as a postal election.

I look forward to conducting this election for the City of Cockburn in anticipation of an affirmative vote by Council. If you have any further queries please contact Phil Richards Manager, Election Events on 9214 0400.

Yours sincerely



Robert Kennedy
ELECTORAL COMMISSIONER

16 December 2020

13.2 (2021/MINUTE NO 0003) PROPOSED AMENDMENT TO THE CITY OF COCKBURN PARKING AND PARKING FACILITIES LOCAL LAW 2007**Author** D Green**Attachments**

1. Amendment to Parking Facilities Local Law [↓](#)
2. Extract - Clause 8, Parking and Parking Facilities Local Law 2008 [↓](#)

RECOMMENDATION

That Council:

- (1) adopt the amendment to its Parking and Parking Facilities Local Law 2007 as follows;
 - In Clause 8 'Powers of the local government' - delete ", by resolution," after the word "may";
- (2) publish the adopted City of Cockburn Parking and Parking Facilities Amendment No 1 Local Law 2021 in the Government Gazette;
- (3) provide a copy of the gazetted City of Cockburn Parking and Parking Facilities Amendment No 1 Local Law 2021 to the Minister for Local Government; and
- (4) upon gazettal, give notice in a newspaper circulating in the district, and publish a copy of the Amendment Local Law on the City of Cockburn website.

TO BE CARRIED BY AN ABSOLUTE MAJORITY OF COUNCIL**COUNCIL DECISION**

MOVED Cr K Allen SECONDED Cr P Corke

That the recommendation be adopted.

CARRIED BY ABSOLUTE MAJORITY OF COUNCIL 8/1**For:** Mayor L Howlett, Deputy Mayor L Kirkwood, Cr K Allen, Cr M Separovich, Cr P Corke, Cr C Terblanche, Cr P Eva and Cr T Widenbar**Against:** Cr C Stone**Background**

At the 10 December 2020 Ordinary Council Meeting Council resolved to advertise a proposed amendment to the City of Cockburn Parking and Parking Facilities Local Law 2007 to remove the requirement for regulating parking controls by way of signage to be made "by resolution" (of Council).



In response, the proposed amendment was formally advertised in the “Cockburn Gazette” newspaper on 17 December 2020. The closing date for receipt of comments and submissions on the proposed amendment was Friday 29 January 2021. No submissions have been received.

Submission

N/A

Report

The primary purpose of the proposed amendment is to enable vehicle parking restrictions to be undertaken at any time subsequent to a local need being identified. Such restrictions are only determined following a thorough investigation of parking conditions by relevant City officers (Traffic Engineering and Parking Regulation) which conclude that vehicle parking control is desirable.

Given the rapid development and expansion of the district, it is an efficient mechanism to ensure timely implementation of parking regulations are achieved, where considered necessary.

Strategic Plans/Policy ImplicationsCity Growth and Moving Around

A growing City that is easy to move around and provides great places to live.

- Continue to complete the coverage of accessible cycle ways, footpaths, parking and end of trip facilities, and trails networks across the City.

Listening and Leading

A community focused, sustainable, accountable and progressive organisation.

- Ensure good governance through transparent and accountable, planning, processes, reporting, policy and decision making.

Budget/Financial Implications

Minor advertising expenses are provided within the City’s Municipal Budget

Legal Implications

Section 3.12 of the Local Government Act 1995 refers.



Community Consultation

The proposed amendment was advertised for a six (6) week advertising period for the purpose of public comment and submissions, concluding on 29 January 2021. No submissions were forthcoming.

Risk Management Implications

There is a “Moderate” level of “Compliance” risk associated with this item.

Advice to Proponents/Submitters

N/A

Implications of Section 3.18(3) *Local Government Act 1995*

Parking control is a traditional function of local government within the State.



LOCAL GOVERNMENT ACT 1995*City of Cockburn***PARKING AND PARKING FACILITIES AMENDMENT NO 1 LOCAL LAW 2021**

Under the powers conferred by the Local Government Act 1995 and all other powers enabling it, the Council of the City of Cockburn resolved on 11 February 2021 to make the following local law.

1. Citation

This local law may be cited as the *City of Cockburn Parking and Parking Facilities No 1 Local Law 2021*.

2. Commencement

This local law will commence 14 days after the publication in the *Government Gazette*.

3. Principal Local Law amended

This Local Law amends the *City of Cockburn Parking and Parking Facilities Local Law 2007* published in the *Government Gazette* on 11 January 2008 and as amended on 16 May 2014, 26 September 2014, 21 July 2015 and 23 May 2017.

4. Clause 8 amended

Delete “, by resolution,” after the word “may”.

Dated: _____

The Common Seal of the City of Cockburn was affixed by authority of a resolution of Council in the presence of –

LOGAN HOWLETT, Mayor

ANTHONY BRUN, Chief Executive Officer

Extract from Parking and Parking Facilities Local Law 2008

Clause 8 – *The Local Government may, **by resolution**, prohibit or regulate by signs or otherwise, the stopping or parking of any vehicle, any class of vehicles or any class of drivers in any part of the parking region but must do so consistently with the provisions of this Local Law*



14. PLANNING AND DEVELOPMENT DIVISION ISSUES

14.1 (2021/MINUTE NO 0004) RECOMMENDATION TO WAPC ON PROPOSED LOCAL STRUCTURE PLAN - LOT 11 AND LOT 74 BEENYUP ROAD, BANJUP, AND LOT 9046 PROSPERITY LOOP, AUBIN GROVE

Author	L Dunstan
Attachments	<ol style="list-style-type: none"> 1. Plan 1 ↓ 2. Location Plan ↓ 3. Planning Assessment ↓ 4. Schedule of Submissions – Amended 5. City Proposed Alternative Structure Plan Options ↓
Location	Lot 11 (No. 252), Lot 74 (No. 268) Beenyup Road, Banjup and Lot 9046 Prosperity Loop, Aubin Grove
Owner	ARD No. 7 Pty Ltd, Bellridge Corporation Pty Ltd, Elite Developments (WA) Pty Ltd; Omega Management Services Pty Ltd; Anthony Poli
Applicant	Rowe Group on behalf of Aigle Royal Developments
Application Reference	110/217

RECOMMENDATION

That Council:

- (1) adopts the Schedule of Submissions prepared in respect to the proposed structure plan.
- (2) pursuant to Schedule 2, Part 4, clause 20 of the deemed provisions of the Planning and Development (Local Planning Schemes) Regulations 2015, recommend to the Western Australian Planning Commission the proposed structure plan for Lot 11 and 74 Beenyup Road, Banjup and Lot 9046 Prosperity Loop, Aubin Grove, be approved, assuming finalisation of the s.38 EPA referral process and, subject to the following modifications:
 1. Part One is to be modified as follows:
 - a. Modify Plan 1 to identify Lot 74 with Local Reserve – Public Open Space for Recreation and Local Reserve – Public Open Space for Conservation in a form depicted within Attachment 5 of this Council report or as agreed by the Department of Planning, Lands and Heritage in consultation with the City of Cockburn.
 - b. Modify Plan 1 consistent with the Movement Network, Residential Densities and Vehicle Access points identified within Attachment 5 of this Council report
 - c. Modify Clause 4.2 Public Open Space by including the following:



Two forms of Public Open Space have been identified within the Local Structure Plan, namely, Recreation and Conservation. POS is to be provided in a manner consistent with the 'Landscape Master Plan' and reflect the intent of the reservation for either Recreation or Conservation purposes as shown on the approved Plan 1.

- d. Modify Clause 4.3 Environmental Features to include Lot 74 as an ecological corridor, including the following:

Lot 74 is identified as an Ecological Corridor with high conservation value given its good to excellent vegetation, linkage between Bush Forever Site 492 and a conservation category wetland to the east, and foraging habitat for the Black Cockatoo. In this regard, the structure plan has addressed environmental values via the designation of this area as a reserve.

- e. Update Clause 4.6 Residential Density Targets to acknowledge that the structure plan has been designed in consideration of the environmental constraints, interface with existing residential and fire management.;

2. Part Two is to be modified as follows:

- a. Update the public open space assessment and all consultant reports where relevant to reflect the modifications as recommended in (1) above, to the satisfaction of the referral agencies and the City of Cockburn, specifically the *Local Water Management Strategy, Bush Fire Management Plan, Engineering Services Report, Environmental Assessment Report, Landscape Master Plan* and the technical *Traffic Note*.

- (3) request the Western Australian Planning Commission to consider the 'Urban Deferred' area in its entirety, as excluding Lot 74 from the proposal will prohibit the resolution of issues relating to environment and bushfire.
- (4) advise the landowners within the structure plan area and those who made a submission of Council's recommendation accordingly.

COUNCIL DECISION

MOVED Deputy Mayor L Kirkwood SECONDED Cr P Eva

That Council:

- (1) adopt the updated Schedule of Submissions (attached) prepared in respect to the proposed Structure Plan; and
- (2) adopt recommendations 2–4 as recommended.

CARRIED UNANIMOUSLY 9/0



Reason for Decision

A number of submissions were inadvertently not included in the Schedule of Submissions included on the agenda. The Schedule of Submissions has been updated to include all submissions received and the Council will need to adopt the amended Schedule of Submissions.

Background

A Local Structure Plan (LSP) was submitted to the City on the 21 May 2020.

The LSP proposes a framework to guide the subdivision and development of Lots 74 and 11 Beenyup Road, Banjup.

The proposal also includes a balance of title of Lot 9046 Prosperity Loop, Aubin Grove. (Plan 1, refer Attachment 1) (Location Plan, refer Attachment 2).

The proposed Structure Plan is being presented for a recommendation of final approval to the Western Australian Planning Commission (WAPC).

Submission

N/A

Report

The LSP relates to Lot 11 (No. 252), Lot 74 (No. 268) Beenyup Road, Banjup, and Lot 9046 Prosperity Loop, Aubin Grove as shown below:



The applicant proposes to develop the western edge of the subject lots for residential development, while leaving the remaining area to the east for rural purposes. The proposal, as advertised, is illustrated below:



The subject land is bounded by existing residential land to the west (Aubin Grove), Banksia Woodland Eucalypt Park to the south and a conservation category wetland to the east. The eastern land is largely rural in character.

Planning Assessment

Given the number of concerns with the advertised Structure Plan, a detailed planning assessment has been prepared by assessing officers (Planning Assessment, refer Attachment 3)

This assessment steps through:

- The statutory planning framework and whether the application complies with this framework,
- Structure Plan design matters,
- Alternative options which are considered to address the City's concerns.

In summary, the key relevant issues associated with the advertised Structure Plan could be described as falling within the following categories:

- Impacts to the environment,
- Community safety relating to bush fire,
- Residential density,
- Movement network.



Conclusion

While the advertised Structure Plan raises a number of concerns, relatively simple modifications could be applied to render a better planning outcome (as set out in Part 2 of the recommendation). This would also address a number of submitter's concerns.

It is recommended the advertised Structure Plan be forwarded to the WAPC for approval, with the suggested modifications. Included in the recommendation is acknowledgement that any decision by the Commission would need to occur following the finalisation of the s38 environmental referral.

Strategic Plans/Policy Implications

Environmental Responsibility

A leader in environmental management that enhances and sustainably manages our local natural areas and resources.

- Sustainably manage our environment by protecting and enhancing our unique natural coastal, bushland, wetlands areas and native wildlife.
- Provide accessible high-quality open spaces and parks for community benefit.

Community, Lifestyle and Security

A vibrant healthy, safe, inclusive and connected community.

- Facilitate and advocate for increased community safety.

City Growth and Moving Around

A growing City that is easy to move around and provides great places to live.

- Plan to provide residents with great places to live, activated social connections and high quality open spaces.

Listening and Leading

A community focused, sustainable, accountable and progressive organisation.

- Ensure good governance through transparent and accountable, planning, processes, reporting, policy and decision making.

Budget/Financial Implications

The required fee was calculated on receipt of the proposed Structure Plan and has been paid by the proponent. There are no other direct financial implications associated with the Proposed Structure Plan.



Legal Implications

Pursuant to Clause 20 of the Deemed Provisions, the local government must prepare a report on the proposed Structure Plan and provide it to the Commission no later than 60 days after the close of advertising, unless an extension is granted (as in this case).

Community Consultation

The Structure Plan was advertised in accordance with the *Planning and Development (Local Planning Schemes) Regulations 2015* for a period of 30 days, between the 10 September and 10 October 2020.

A total of fourteen (14) submissions were received by both the general public and government agencies. These submissions are considered in more detail within the Schedule of Submissions (refer Attachment 4).

The submissions capture a range of matters which are important to the community, however not all of them are able to be contemplated in the planning assessment of the proposal as 'valid planning considerations' (for example, property value).

The key issues raised during the advertising period were:

- Increased vehicle traffic and whether the existing road network can cater for this.
- Proposed density being too high.
- Lack of active public open space areas within the suburb – whether this can be achieved in this Structure Plan.
- Rubbish being left during construction period.

A number of suggested modifications are recommended by the City, to address matters raised during the advertising period. These respond to some of the matters raised above.

Risk Management Implications

There are no obvious risks from the City's perspective, in implementing the recommendation. Should Council consider not implementing the recommendation, the City could be faced with a suboptimal planning outcome.

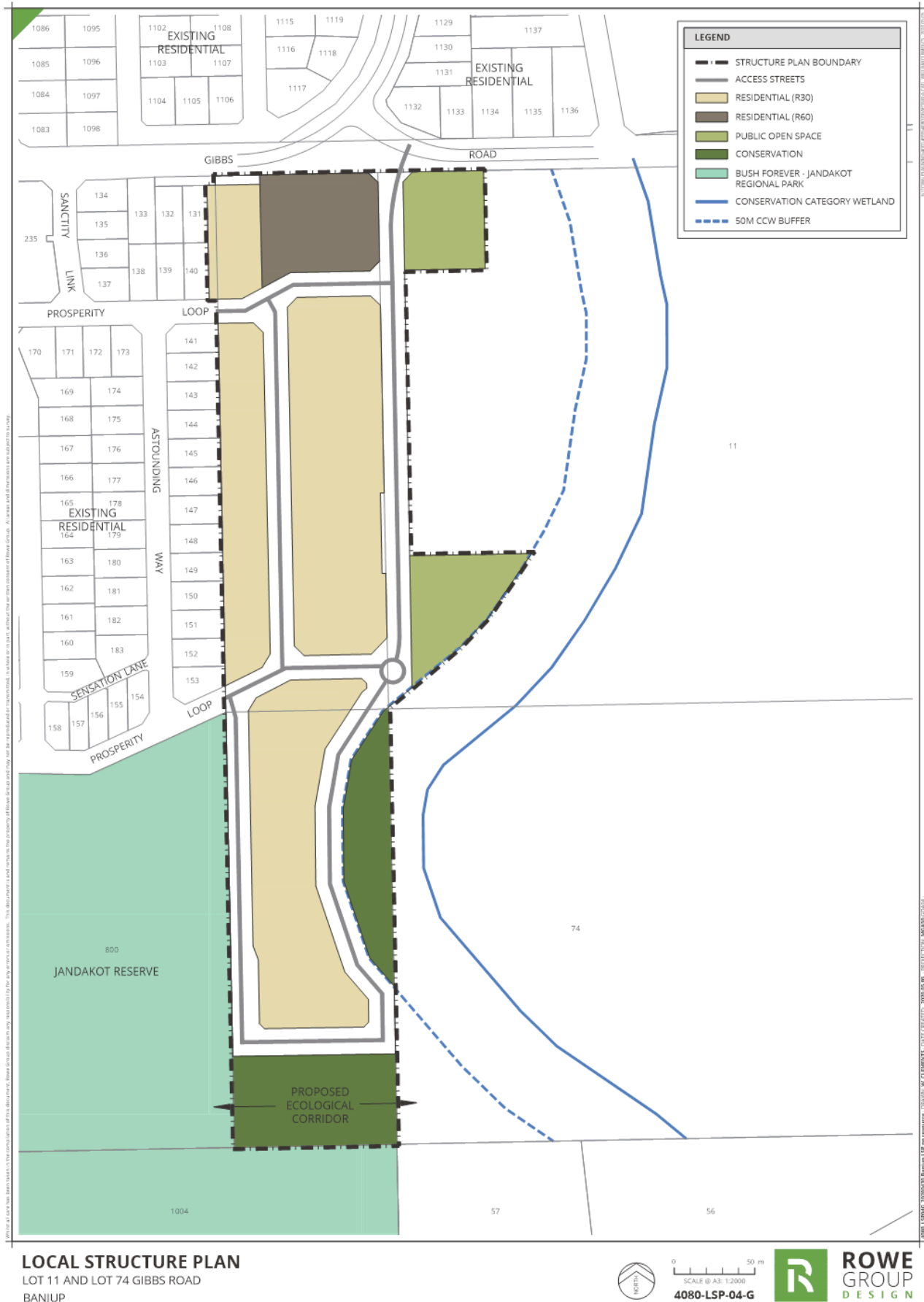
Advice to Proponent(s)/Submitters

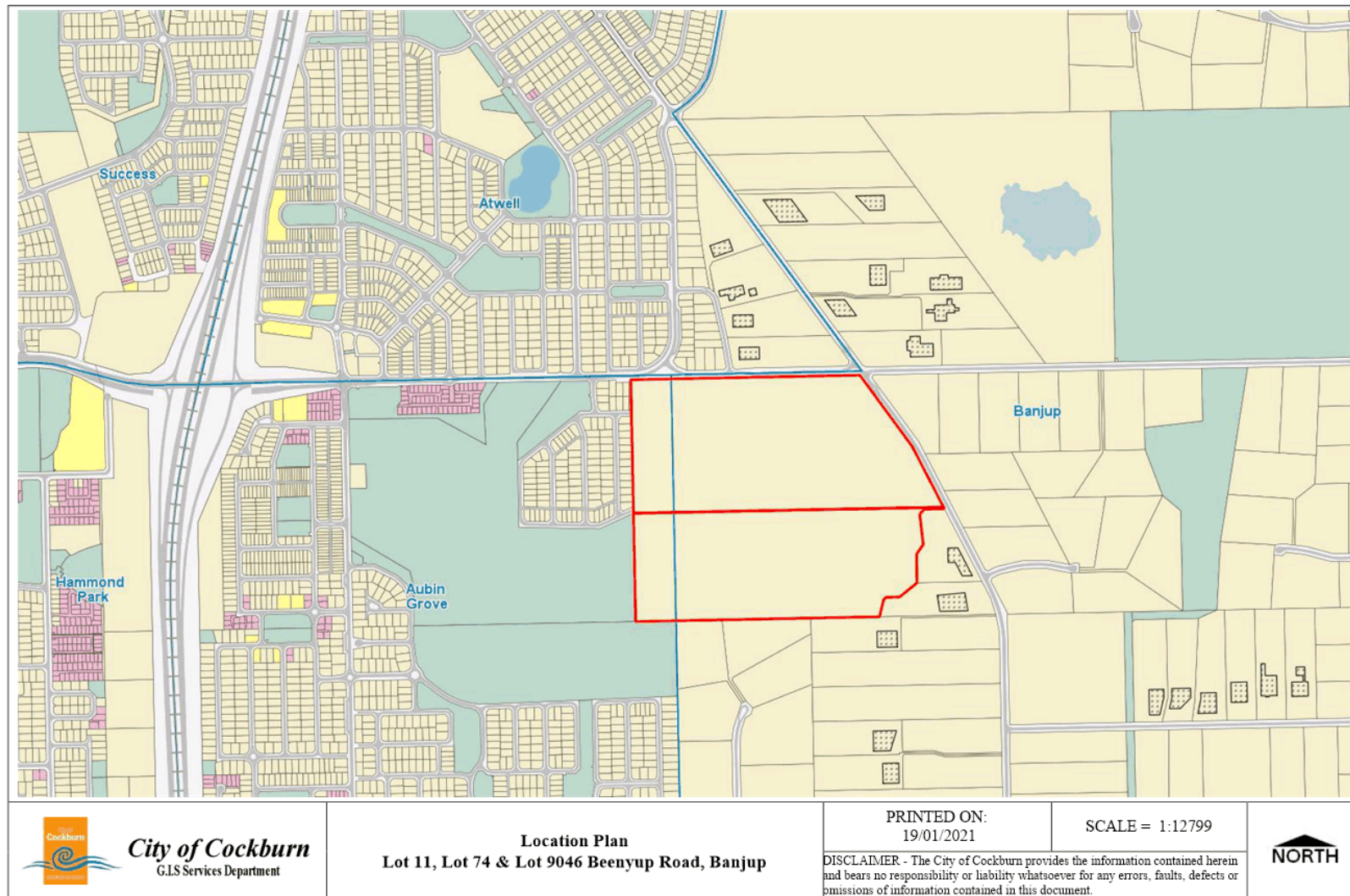
The proponents and those who lodged a submission on the proposal have been advised that this matter is to be considered at the 11 February 2021 Ordinary Council Meeting.

Implications of Section 3.18(3) *Local Government Act 1995*

Nil









Planning Assessment - Structure Plan Considerations

Subject Site: Lot 11, Lot 74 Beenyup Road, Banjup and Lot 9046 Prosperity Loop,
Aubin Grove

Table of Contents

1. Background.....	2
2. Consistency with Planning Framework.....	3
2.1 South Metropolitan Peel Sub-regional Planning Framework	3
2.2 District Structure Plan	4
2.3 City of Cockburn's Draft Local Planning Strategy	5
2.4 State Planning Policy 3.7: Planning in Bushfire Prone Areas	6
3. Structure Plan Design	8
3.1 Public Open Space	8
3.2 Residential Density	8
3.3 Movement Network	8
4. Alternative Options.....	8
5. Conclusion	9

1. Background

The subject site is zoned 'Urban Deferred' under the Metropolitan Region Scheme ("MRS") and 'Development' under the City of Cockburn Town Planning Scheme No. 3 ("Scheme"), which corresponds to the proposed developable area. The proposal also entails a road reserve and public open space on land zoned 'Resource', outside of the proposed developable area. The proposed developable area is located within Development Area No 11 ("DA 11") and Development Contribution Area No. 13 ("DCA 13") under the Scheme.

In accordance with the *Lifting of Urban Deferred Guidelines* (WAPC November 2019) the 'Urban Deferred' zone *'provides a strong indication that the land is physically and locationally suitable for urban purposes, and that this use is consistent with planning intentions, although certain requirements have to be met before the Western Australian Planning Commission (WAPC) will agree to the land being transferred to the urban zone.'*

The 'Development' zone pursuant to the Scheme provides a mechanism for the lodgement of a structure plan, which identifies land use planning zones, movement networks and reserves to orderly guide subdivision. It is expected that a structure plan relating to the 'Urban Deferred' zone will include sufficient information to support the lifting of urban deferred. In this regard, it is considered the primary aspects to be addressed are environmental considerations and community safety relating to bushfire. These are discussed further in this report.

The 'Resource' zone pursuant to the Scheme has the primary objective of limiting impacts on the *Jandakot Groundwater Protection Mound*. The proposal is limited in its ability to respond to 'Resource' zoned land, as this zone is not a 'structure planning' (proposed developable) zone pursuant to the Scheme. There is no local government statutory ability to accept a structure plan over land which is not appropriately zoned for that purpose. As such, City officers initially required the applicant to seek permission from the WAPC to lodge a structure plan outside of the 'Development' zone boundaries. Subsequently, the Department of Planning, Lands and Heritage (DPLH) provided advice supporting the advertising of the proposal and confirming that the WAPC will consider a suitable structure planning boundary as part of determining the proposal.

The town planning scheme zoning and structure plan boundaries are illustrated below:

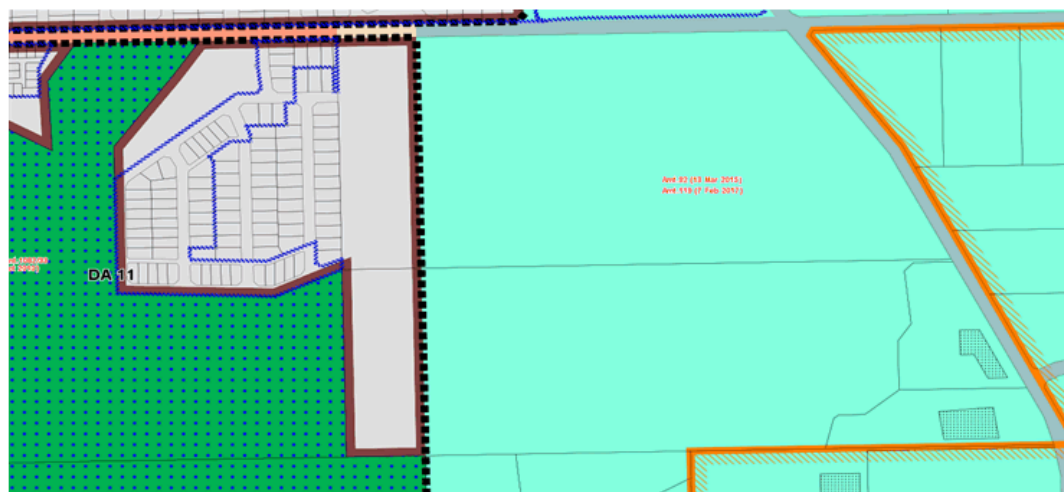


Figure 1: Town Planning Scheme Zoning

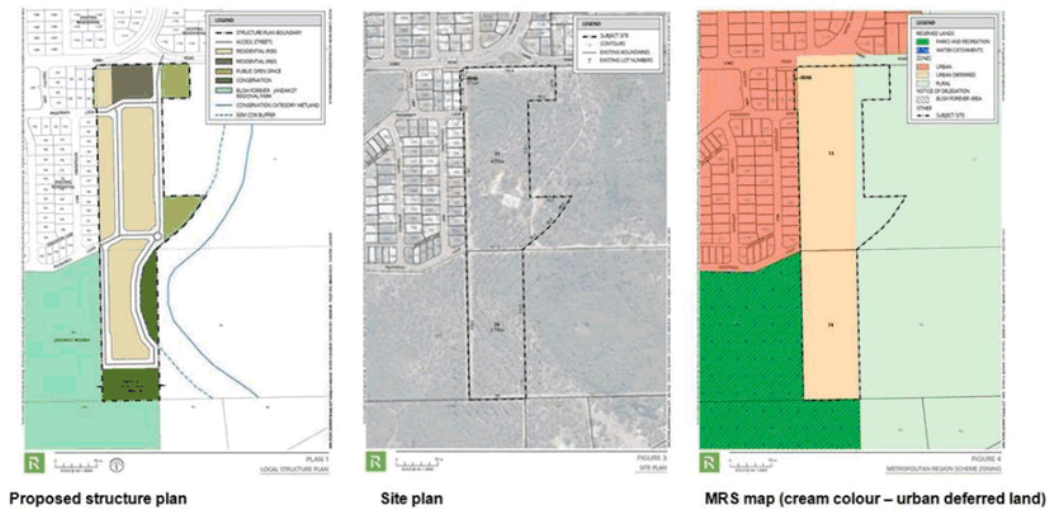


Figure 2: Structure Plan boundaries

2. Consistency with Planning Framework

2.1 South Metropolitan Peel Sub-regional Planning Framework

In March 2018, the WAPC released the *South Metropolitan Peel Sub-regional Planning Framework* (the Frameworks) to guide future growth of the sub-region, establish key objectives to guide staging of future development, protect conservation values and environmental values and achieve a more consolidated urban form. The subject lots are identified as 'Urban Deferred' and 'Rural' within the Frameworks as depicted in the image below:

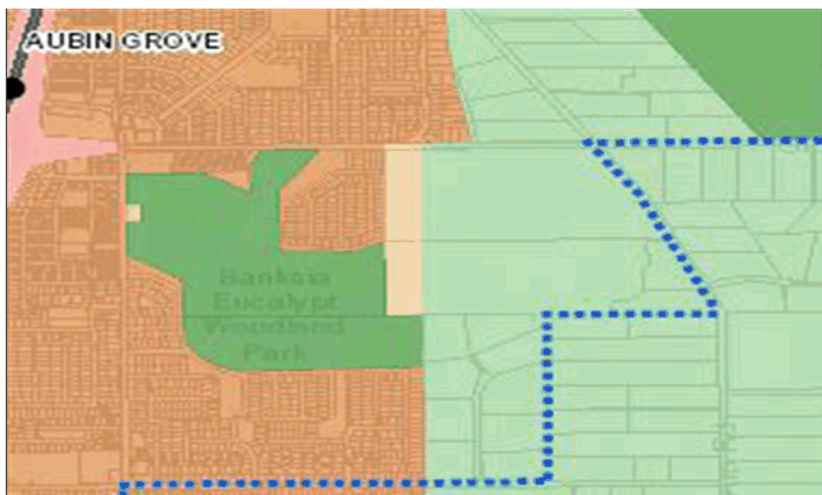


Figure 3: South Metropolitan Peel Sub-regional Planning Framework

A key objective of the Frameworks was to consider that a sufficient amount of urban land exists to meet the needs of Perth's growing population and that the erosion of environmental values would not be a necessary sacrifice to addressing this growth. In this regard, the Frameworks provides that;

The proposed consolidated urban form largely avoids and minimises impacts on significant environmental values. Even so, some land classified as Urban/ Urban Deferred, Urban Expansion/ Investigation or Planning Investigation may contain significant environmental attributes and these classifications should not be construed as support for the development of such land.

The proposal entails the loss of an ecological corridor which links Banksia Woodlands Park to a conservation category wetland. The applicant has not provided sufficient justification in support of this loss and it is considered that the Frameworks acknowledge the need for 'Urban Deferred' land to address these considerations.

2.2 District Structure Plan

The subject land is identified within the *Southern Suburbs District Structure Plan Stage 2 – Banjup* (SSDSP2). In August 2002 the OCM resolved to adopt the SSDSP2 for the purposes of public consultation. The OCM report specified '*the Bush Forever area generally agreed to by the Bush Forever office is shown on the SP. Its easterly expansion linking to the adjoining wetlands is also shown.*' The SSDSP2 provided a mechanism to support an MRS amendment zoning the land to 'Urban', however, the amendment specifically excluded Lot 11 and Lot 74, finding that matters relating to impacts on the environment should be addressed further. This is the primary reason for designating the site to 'Urban Deferred'. As depicted below, the SSDSP2 supported the continuation of Bush Forever land progressing to the east.

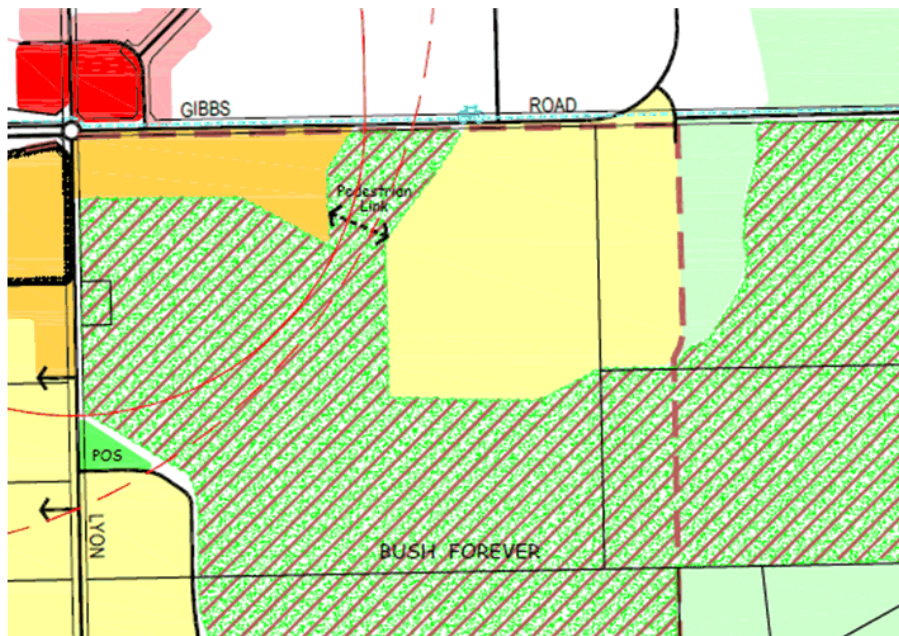


Figure 2: Southern Suburbs District Structure Plan Stage 2: Banjup

The applicant contends that the SSDSP2 is now somewhat out of date and has provided a narrow ecological corridor to address environmental considerations. Further, the applicant provides that a negotiated planning solution is being investigated to transfer land in Moore River as an offset to environmental losses on the subject site. It is considered that this arrangement does not provide community benefit to the residents of Cockburn, nor does it suitably address the local planning framework to ensure the erosion of ecological corridors does not occur (an objective of the City's Draft Local Planning Strategy). City officers therefore do not support development of Lot 74, on the basis that losses to environmental values are difficult to overcome and State Level negotiations do not provide for local benefits.

2.3 City of Cockburn's Draft Local Planning Strategy

The City's Draft Local Planning Strategy (Draft LPS) is currently with the DPLH for permission to advertise. A key objective of the Draft LPS is the Environment, which is consistently raised as a priority consideration by the community. The Draft LPS encourages protecting and enhancing ecological corridors and wetlands, as a critical way to enhance biodiversity values. The applicant provided an Environmental Assessment Report (360 Environmental April 2020). The environmental report identifies vegetation on the southern Lot 74 as being 'Good to Excellent' condition. The proposal will involve the clearing of 4.71 hectares of this vegetation, including the clearing of foraging habitat for the Black Cockatoo. To address this loss, the applicant has provided a narrow ecological corridor and a partial wetland buffer (where the buffer enters Lot 74).

Environmental impacts resulting from this development will need to undergo approvals separate to this process, under the Environmental Protection Act 1986 and the Federal level Environment Protection and Biodiversity Conservation Act 1999. It is understood that the applicant is progressing with these applications. The ecological corridor width identified within the EPA Section 38 application and the development area shown on the structure plan proposal is inconsistent and insufficient justification has been provided to support this inconsistency.

The City has concerns that the proposal does not comply with the local planning framework, in particular, the District Structure Plan, which has not been provided sufficient weight within the proposal, being disregarded as 'out of date' and not being acknowledged within consultant reports including the Local Water Management Strategy (LWMS). The DSP plays a significant role in determining the high level constraints that need to be overcome prior to permitting development. Within it, the designation of Lot 74 as a future Bush Forever site acknowledges the significance of vegetation at this location. In consideration of these values, the City is willing to accept an alternative proposal which retains Lot 74 as a Public Open Space reservation for recreation and conservation.

Further, alternative proposals which seek to exclude Lot 74 from the structure plan (to be considered at a later stage) are not supported. A structure plan is intended to guide future development and support, in this instance, the lifting of 'Urban Deferred'. Excluding Lot 74 from the proposal comes at high risk of a limbo situation. It is evident there is sufficient information to conclude that Lot 74 is highly constrained and inappropriate for residential development.

2.4 State Planning Policy 3.7: Planning in Bushfire Prone Areas

A significant factor in considering the development of the southern Lot 74 is bushfire risk. The applicant has provided a Bushfire Management Plan (BMP) (*Strategen JBS&G April 2020*) which provides a strategy around fire considerations. The BMP was referred to the Fire and Emergency Services Department (DFES). DFES identified issues that need to be addressed prior to supporting the proposal, finding that the BMP does not adequately address the policy requirements of *State Planning Policy 3.7* and the related guidelines. Of particular concern, DFES advised (in response to compliance with policy provision *Location, Siting and Design* under SPP 3.7) that it does not support the future subdivision of Lot 74, as it has not been demonstrated that the development risk can be adequately managed, given that the lot is surrounded by an extreme fire hazard. In response, the applicant obtained a peer review of their BMP, undertaken by *Envision Bushfire Protection* (Oct 2020). The peer review process is not currently recognised as a common method, however it is understood that the DPLH are investigating this approach as a possible policy change in future. The peer review noted that the classification description within the BMP identifies surrounding bushland as 'Class B Woodland', while the DFES advice considers a conservative approach in identifying the area as 'Class A Forest'. These classifications have obvious differences in identifying whether the development BAL ratings are at an acceptable level.

The City, in undertaking its recent Draft LPS obtained a consultant to review bushfire risk on a broader scale. The City's consultant traversed all areas identified as bushfire prone and mapped the vegetation classifications. The Banksia Woodland Eucalypt Park Reserve was identified as 'Forest' as depicted in the mapping below:

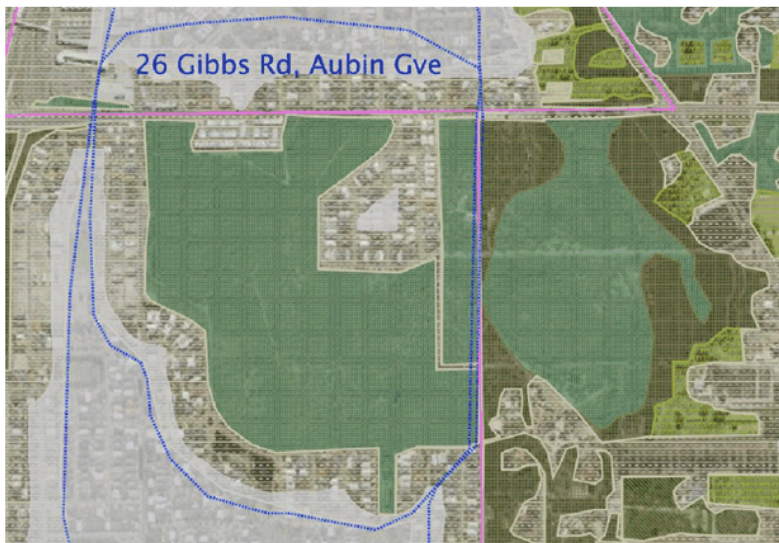


Figure 3: Designation of Vegetation – Draft LPS

It is acknowledged that differences in consultant opinions exist in determining vegetation classification. However, in light of the recent recommendations identified as part of the City's Draft LPS process, the area is considered to be 'Class A Forest'.



It should be noted that in early January 2021, a bush fire occurred within the Banksia Woodland Eucalypt Park Reserve. DFES issued warnings to residences of Prosperity Loop, specifically **“For people in homes on and nearby Prosperity Loop, it’s too late to leave, leaving now would be deadly.”**

It remains evident that the development of Lot 74, on balance with the degree of environmental loss and risk to community safety, requires reconsideration and an alternative to residential development should be investigated. City officers have proposed an alternative, which is discussed further below.



Figure 4: Location of recent fires near Prosperity Loop

3. Structure Plan Design

3.1 Public Open Space

A matter raised within the public consultation period is the lack of active Public Open Space (POS) within the locality. The applicant has provided two separate areas of POS (totalling 5,722.2m²unrestricted of drainage infrastructure) which equates to 9% unrestricted POS contribution. The proposed POS is located outside of the structure planning zone within the 'Resource' zoned portion of Lot 11. It is considered that POS needs to be re-evaluated to take into consideration the implications of reserving Lot 74 and the alternatives proposed by the recommended modifications in Attachment 3.

3.2 Residential Density

The applicant has proposed Residential R30 and Residential R60 at various locations within the structure plan. A matter raised within the public consultation period is the interface between existing Residential R20 land properties, with existing housing, to the west and the new development area. It is a valid consideration to require a modification to ensure residential densities are in keeping with the streetscape. Residential density diversity is supported, therefore, any higher density should be located adjacent or close to new public open space areas. Further, density can be awarded as a bonus to reserving Lot 74 as a reserve. In this regard, a modification is proposed to slightly modify proposed residential densities.

3.3 Movement Network

The structure plan contains a relatively simple movement network that logically connects with existing roads. The City does not consider any proposals for additional access onto Gibbs Road appropriate, for traffic safety reasons. As such, it is prudent to depict a movement network for the northern most lots which is supported by the City. An alternative design has been proposed to address this matter.

4. Alternative Options

Alternative proposals which seek to exclude Lot 74 from the structure plan have been proposed by the applicant. Proposals which seek to consider matters at a later stage are not supported. A structure plan is intended to guide future development and support, in this instance, the lifting of 'Urban Deferred'. Excluding Lot 74 from the proposal comes at high risk of a limbo situation. It is evident there is sufficient information to conclude that Lot 74 is highly constrained and inappropriate for residential development.

In order to address the majority of concerns noted above, officers have prepared two (2) acceptable design options for Plan 1, as illustrated in *Figure 4*. The applicant has been encouraged to discuss these options further with the Department of Planning, Lands and Heritage. At this stage, the applicant prefers to remove Lot 74 from the structure plan. This presents concerns with the future dealings of Lot 74. Ultimately, the City would prefer Lot 74 to be included within the structure plan boundary and given statutory guidance for future planning proposals.



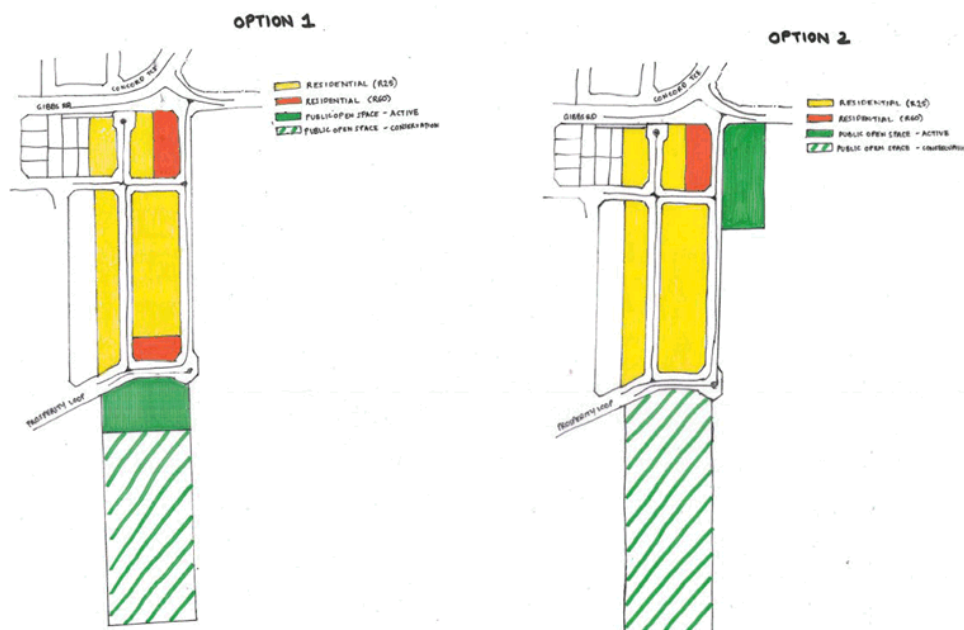


Figure 4: Officers recommended structure plan design (to be considered by the applicant in discussions with DPLH)

It is considered that the design options presented above will provide the best outcome given the environmental, bush fire, density and movement network issues presented in this report. In undertaking one of these options a good development outcome is achieved.

5. Conclusion

In conclusion, the City's preferred approach is to modify the structure plan to present an alternative development outcome for Lot 74. This recommendation stems from consideration of various factors including; environmental connectivity, bush fire mitigation, coherent movement network and residential density. The City has prepared two alternative options to be taken into consideration by the Department of Planning, Lands and Heritage in determining the proposal.

File No. 110/217

AMENDED SCHEDULE OF SUBMISSIONS
PROPOSED STRUCTURE PLAN : Part Lots 11, 74 and 9046L Banjup

NO.	NAME/ADDRESS	SUBMISSION	RECOMMENDATION
1	Dept. Of Planning, Lands & Heritage (DPLH) 140 William Street PERTH WA 6000	COMMENT: Thank you for forwarding the link to the Structure Plan. I note that there are no heritage places in the vicinity, and as such Heritage Services has no comment.	Noted.
2	Graham Jenkins and Maartje J H van Eijck 73 Prosperity Loop AUBIN GROVE 6164	<p>OBJECT: We strongly object to the planning of this new development.</p> <p>We originally chose to build in Prosperity Loop as it was one way access, which made the whole cul de sac a SAFE place for kids to play.</p> <p>While not having any through traffic has made a huge difference to my family's life, not forgetting keeping the air population down too.</p> <p>Also, we weren't advised on any further future developments in the area when we bought the land and built our house in the City of Cockburn.</p> <p>Please take this as a definite non-agreement and object to the opposed development.</p>	<p>Noted. By way of background, the subject land was identified under the 2003 WAPC endorsed District Level Structure Plan (<i>Southern Suburbs DSP Stage 2 Banjup</i>) as 'Residential' and 'Bush Forever'. This plan facilitated the development of the suburb of Aubin Grove.</p> <p>Subsequently, the area relating to this proposed structure plan was zoned to 'Development' under the Town Planning Scheme No. 3. The 'Development' zone coordinates future roads, residential and public open space. It is considered that the continuation of <i>Prosperity Loop</i> would be a logical connection to complete the 'rounding off' of development within the precinct.</p>
3	Stewart Campbell 14 Astounding Way AUBIN GROVE 6164	<p>COMMENTS:</p> <p>1. Having 3 school age children it is evident that there is a lack of children's play area in the adjacent area without crossing busy roads. Please consider the</p>	<p>Noted, in relation to play areas, it is considered a valid consideration that the area south of Gibbs Road is lacking in useable, active open spaces for recreation. With the reduction of</p>



NO.	NAME/ADDRESS	SUBMISSION	RECOMMENDATION
		<p>inclusion of such an amenity.</p> <ol style="list-style-type: none"> 2. Relating to the above, having a communal barbecue/gathering area would be a valued inclusion. 3. Inclusion of a pedestrian crossing area on Gibbs road. 4. Regarding the housing density, I am against high density zoning – any development should be in keeping with current housing in the associated area. 5. Access on to Gibbs road and increase in traffic – the proposed new entry on to Gibbs road, does this not increase the volume of traffic on current access on to Gibbs road to a unsafe level? 6. Access during the construction is not through the current housing area (Prosperity loop/Astounding Way) 7. All Builders are required to pick up discarded rubbish – there is still rubbish in the bush from the previous builds (+6 yrs ago). 	<p>private open space within the residential lot, there is an increasing need for recreational opportunities away from the home.</p> <p>There are existing pedestrian crossings along Gibbs Road, so an additional pedestrian crossing is not considered a priority at this time.</p> <p>The City of Cockburn refers to the <i>Institute of Public Works Engineering Australia Local Government Guidelines for Subdivisional Development</i>. The guidelines set out the minimum best practice requirements recommended for subdivision construction and granting clearance of engineering conditions imposed. It is expected that developers undertake works consistent with the recommendations of the Public Works Institute. Additionally, the City has its own set of Subdivision Guidelines that provide best practice guidance while undertaking development.</p>
4	Irina & Pavel Yakimenko 15 Triumph approach Aubin Grove	<p>COMMENTS:</p> <p>We have two suggestions in regards of future planning.</p> <ol style="list-style-type: none"> 1. We don't have safe organised place to cross Gibbs road. The numbers of residents increasing and the road became very busy and unsafe. We don't have any playgrounds on our side of the road so kids cross the Gibbs road very often (even very small kids on bikes), that even doesn't has any pedestrian zone. So please plan any road sign and crossing pedestrian 	<p>The City's traffic engineers have advised that Gibbs Road is a low traffic environment (even after inclusion of additional residential housing), and presents low peak traffic volumes. There are existing pedestrian crossings along Gibbs Road, so an additional pedestrian crossing is not considered a priority at this time.</p> <p>The location of a useable public open space is a valid consideration and must be addressed</p>

NO.	NAME/ADDRESS	SUBMISSION	RECOMMENDATION
		<p>zone.</p> <p>2. We also do not have small playground or relaxing park zone with bbq to play with kids in our neighbourhood. The closest one is only on the other side of Gibbs road that is unsafe to cross now and is a bit far. We have so many houses now here and more houses will be built.</p>	<p>as part of a comprehensive structure plan. It is considered that the officer's recommendation to modify the structure plan to relocate POS will address this submission; however the ultimate decision maker in this regard is the Western Australian Planning Commission (WAPC), as the determining authority.</p>
5	Louise Byrne & Phil Quinell 19 Astounding Way Aubin Grove	<p>OBJECT: I am writing this letter in reference to the structure plan proposal-Part of Lot 11 and 74 Beenyup Road and Lot 9046 Beenyup Road, Banjup. As residents who will be directly and negatively impacted by the proposed development, we would like to express our rights to object to the proposal for the below reasons:</p> <ul style="list-style-type: none"> We purchased 19 Astounding Way in August 2018, when we enquired with Cockburn council regarding potential developments of the regional park at the back of the house we were informed that there were no plans to develop the land and if they did develop the land, nothing could be built within 100ms of our back fence. The proposed development is planning to build houses directly behind our back fence with no space in-between. The environmental impact of this development would be devastating for the area and also the local residents. A variety of native birds, wildlife and plant species live in the regional park, they will be killed or displaced as a result of this development. The trees and vegetation directly behind our house are used for nesting, removal of these will cause habitat loss. These places provide a source of shelter and food for birds and other species and this will have a resounding 	<p>This submission captures a range of matters which are important to the community. However, not all of them can be contemplated in the planning assessment, as they are not considered 'valid planning considerations' (this includes property insurance, land values and working from home arrangements).</p> <p>City officers undertook a records search in relation to this submission. The Statutory Planning section advised the current landowners in 2018 that the property to the east could be structure planned for residential development in future. Within this written advice, it explains that whilst there is no current plan for residential development, the property is zoned for 'Development' and therefore could be 'structure planned' in future. Lot 52 has therefore never been reserved as a 'regional park' as described in this submission.</p> <p>The area to the south of Prosperity Loop is the <i>Banksia Woodland Eucalypt Park</i> and is protected as a regional conservation reserve,</p>



NO.	NAME/ADDRESS	SUBMISSION	RECOMMENDATION
		<p>effect on wildlife in the area.</p> <ul style="list-style-type: none"> One of the main reasons that we brought the property was due to the privacy the regional park at the back of the property provides. The area is very quiet and the development at the back of the property will increase the amount of noise very significantly. The proposed development will have a direct impact to our home. Our main family living/dining/kitchen area is at the back of the house (see photos attached). This is where we spend the majority of our time as a family. Losing the regional park and having to live in the middle of a construction site will negatively impact the way we are able to enjoy our home. The regional park creates a quiet, calm and private feel to our family home which will be ruined by the new development. We have a young family (two children under 2 years old). We require a quiet and calm home in order for our children to be able to live comfortably and take naps during the day. The constant construction work would be very disruptive, impacting their ability to sleep. The main appeal of our home is the fact that we enjoy listening to the birds and wind blowing through the trees. It creates a calm and tranquil living space for our family which will be destroyed if the development goes ahead. The removal of the trees will increase the amount of road noise we hear from our property. Our back fence is very low, almost at the same height as the land at other side of the fence. If the land is to remain at the same height, our property will be completely overlooked, taking away our privacy and significantly increasing the risk of burglary. 	<p>therefore this area cannot be developed for residential. Environmental matters are a valid consideration and it is hoped that this can be addressed via the officer modifications recommended as part of this council report.</p> <p>Lot 52 which backs onto the rear of 19 Astounding Way, is not a regional park and this advice was provided to the current landowners in 2018 prior to purchasing the property. The construction of an additional dwellings at Lot 52 may provide additional security, given the general public will not have access to the site. Construction work as a result of development needs to be undertaken in accordance with the City's Subdivision Guidelines, however it is acknowledged that some disruption during construction will inevitably occur, albeit this will be temporary only.</p> <p>In terms of addressing noise impacts from traffic, the proposed structure plan does not depict any road networks abutting 19 Astounding Way. It is likely that a rear backyard will abut the property boundaries. By removing trees to facilitate this development, it is not considered that 19 Astounding Way will be impacted by additional noise from traffic.</p> <p>When undertaking subdivision of urban zoned land, a standard requirement is to ensure that the subdivision connects seamlessly with</p>

NO.	NAME/ADDRESS	SUBMISSION	RECOMMENDATION
		<ul style="list-style-type: none"> • The level of the land at the back of our property would also mean that we would lose a significant amount of light to our property. Our back garden is North facing? Meaning the proposed properties would block out any light we would normally get on our back garden and pool during the day time, making the back garden and pool unusable. • Even if the plan is to level out the land to be on the same level as our house, we would still lose a lot of light to the back of our property (especially if someone decides to build a two-storey property on any of the land surrounding our property). • The fence at the back of our house would need to be replaced with a much higher fence (to protect our privacy) which will be a significant inconvenience and cost. • Having another street of houses at the back of the property will impact the security of the property and also increase the cost of home and contents insurance. • Losing the regional park at the back of the house will impact the value of our home. Having the regional park at the back of the house provides privacy and protection from noise that other properties in the area don't necessarily have which adds value to the property. This will be lost if the development goes ahead. • The proposed new residential area will create a significant increase in traffic which is a danger to the young children who live in the area. • Both myself and my partner work from home meaning we spend the majority of the day and night in our 	<p>existing residential areas with regards to land levels. The developer will be required to ensure a consistent fence is provided along shared property boundaries and that this fence provides appropriate screening.</p> <p>The City's traffic section have noted that the proposal does not present a significant increase to traffic volumes. The movement network is a low residential traffic environment and will complete the section of Prosperity Loop which is currently unfinished. Further, by completing this 'loop', residences will gain an exit onto Gibbs Road as originally envisioned as part of early planning for the area.</p>



NO.	NAME/ADDRESS	SUBMISSION	RECOMMENDATION
		property. Our home office is based in the open plan family living area at the back of the house (see photos attached). We are both required to attend conference calls throughout the day and the disruption from the construction of the new residential area will make it impossible for us to work.	
6	Department of Water and Environment Regulation PO Box 332 Mandurah WA 6210	<p>COMMENT:</p> <p>The portion of land that is subject to this proposed structure plan area is that contained within the existing urban deferred area as well as within Priority 3 (P3) area of the Jandakot Underground Water Pollution Control Area (UWPCA). Urban/residential development is acceptable in P3 areas. Two public open space areas are proposed to be located within Priority 2 (P2) area of the UWPCA. No further development is proposed within P2 area.</p> <p>It is understood that the proponent has lodged a request to lift 'Urban Deferment' in the western portion of the site concurrently with the structure plan. This portion is zoned 'Development' under the City of Cockburn's Local Planning Scheme No 3 (LPS No 3). It is also noted that the proponent was also attempting an MRS amendment to rezone portions of 'Rural-Water Protection' to 'Urban'. However, the Structure Plan documentation states that this amendment request has since been withdrawn.</p> <p>Notwithstanding, the Department understands that the aforementioned alternative configuration has been submitted to the Environmental Protection Authority and it is currently being assessed under <i>section 40(2)(a) of the Environmental Protection Act 1986</i>. Please see Attachment 2 <i>Notice of Decision to Assess Proposal</i>.</p> <p>The current 'Rural-Water Protection' zoning over the site</p>	<p>Noted the DWER does not in principle object to the proposal and is currently working with consultants to produce an amended LWMS.</p> <p>Given the City is recommending an alternative design for the structure plan, which effectively removes Lot 74 as a developable site, it is likely that the water management strategy will change. As the applicant has not agreed to these modifications, the decision rests with the WAPC as the determining authority. Should the WAPC agree to the recommended modifications, the City has required the applicant to update the LWMS accordingly to the satisfaction of the DWER.</p>

NO.	NAME/ADDRESS	SUBMISSION	RECOMMENDATION
		<p>corresponds with the P2 Jandakot UWPCA as determined within <i>State Planning Policy 2.3: Jandakot Groundwater Protection</i>. In accordance with this policy urban development is not compatible within P2 areas, as it represents unacceptable risk to the public drinking water source.</p> <p>As this site is still undergoing a formal assessment, it is recommended that planning decisions (including the structure plan) associated with these landholdings are deferred to such a time that determination has been made by the EPA.</p> <p>With consideration to the above, the Department has identified the structure plan has the potential to impact on environment and water resource values. In principle the Department does not object to the structure plan, however there are key issues associated with the proposal that should be addressed prior to the finalisation of the structure plan.</p> <p>Issue Better Urban Water Management</p> <p>Recommendation Consistent with <i>Better Urban Water Management (WAPC, 2008)</i> and policy measures outlined in <i>State Planning Policy 2.9: Water Resources</i>, the proposed structure plan is required to be supported by an endorsed Local Water Management Strategy (LWMS) to demonstrate that the proposed urban configuration can adequately manage water quality and quantity.</p> <p>The Department has assessed the LWMS that was provided in the structure plan documents. The content and the design at this point is considered inadequate. It is recommended the document is revised consistent with comments provided in Attachment 1. In accordance with the aforementioned policy the structure plan should not be finalised in the absence of</p>	



NO.	NAME/ADDRESS	SUBMISSION	RECOMMENDATION
		<p>an endorsed LWMS.</p> <p>In the event there are modifications to the proposal that may have implications on aspects of environment and/or water management, the Department should be notified to enable the implications to be assessed.</p> <p>Plus Attachments</p>	
7	Confidential	<p>OBJECT: We do not support another R60 section near our house, increasing traffic past our Prosperity Loop property, plus reducing the amenity of the area. We are not opposed to the R30 part of the proposal even though the majority of houses in Harvest Lakes are R20. This is a lovely, neighbourly section of Aubin Grove with a great community feel. Children play on the streets and we rarely have any issues. If you look at the state of the Niche living development very close by - it has rubbish and trolleys constantly littering the verges (no street name listed on Google but it's opposite Elemi Bend). The homes are too compact and boxed in without enough car parking space. We don't need another Niche (or similar) development on the other side of our home. Many people use the freeway for work so even with another entry on Gibbs Rd most cars would use the existing entry and drive past our house. The R60 would need a direct entry from Gibbs Rd (if not already planned) and plenty of parking if it goes ahead. The increase in traffic on Gibbs, plus increase in number of children crossing to attend Harmony Primary (this is in Harmony PS zone) could be an issue. Drivers constantly speed over 50km on Gibbs Rd near Aurora Ave, with police frequently setting up radars. I would recommend a flashing speed sign displaying driver's speeds or some consideration here if</p>	<p>Noted. The officer has recommended that the structure plan be modified to reduce residential codings where there is an interface with existing residential lots.</p> <p>This submission captures speeding and reckless driving, which is important to the community. However, these behaviours cannot be contemplated in the planning assessment, as they are not considered 'valid planning considerations'.</p> <p>The City's traffic engineers have advised that Gibbs Road is a low traffic environment (even after inclusion of additional residential housing), and presents low peak traffic volumes. It is everyone's responsibility to abide by the speed limits and this behaviour will not be influenced by further residential development.</p> <p>It is hoped to address environmental matters via the officer modifications recommended as part of this council report.</p>

NO.	NAME/ADDRESS	SUBMISSION	RECOMMENDATION
		<p>this development gets the green light. Also worth noting, there are trees that black cockatoos feed from (perhaps not when the survey was completed) that are in the proposed cleared area. Why can't you leave all of the important feeding trees for these endangered animals? No reptiles were mentioned in the report that I could see. We get a type of monitor lizard here, tiger snakes and dugites, all of which have been in my garden. Plus many bandicoots.</p>	
8	Rachel & Grant Wilson 89 Gibbs Road ATWELL	<p>COMMENT: I write on behalf of my husband and myself, the home owners of 89 Gibbs Road, Atwell with regard to the proposed structure.</p> <p>Grant and myself are not in opposition to the proposed houses to be built in the new location. However, we do have three major concerns we would like to be addressed namely being:</p> <ol style="list-style-type: none"> 1. existing safety and traffic management now; 2. traffic management in the future and precedent; and 3. previous promises made about 'bush forever'. <p>I would like to outline our concerns below, but would be more than happy to discuss these observations and precedents in further details should you so wish.</p> <p>1. Current traffic management and safety - I have serious concerns about the current traffic arrangements on Gibbs Road which I only think will be exacerbated with the development. I have only lived in the house for four very happy years - but since this time there have been numerous traffic accidents due to speeding and loss of control in cars</p>	<p>This submission captures speeding and reckless driving, which is important to the community. However, these behaviours cannot be contemplated in the planning assessment, as they are not considered 'valid planning considerations'.</p> <p>The City's traffic engineers have advised that Gibbs Road is a low traffic environment (even after inclusion of additional residential housing), and presents low peak traffic volumes. It is everyone's responsibility to abide by the speed limits and this behaviour will not be influenced by further residential development.</p> <p>It is hoped to address environmental matters via the officer modifications recommended as part of this council report. The area to the south of Prosperity Loop is the Banksia Woodland Eucalypt Park (Bush Forever Site 493) and is protected as a regional conservation reserve; therefore this area cannot be developed for</p>



NO.	NAME/ADDRESS	SUBMISSION	RECOMMENDATION
		<p>namely:</p> <p>a) car losing control at the intersection of Tapper and Gibbs Road and ploughing into the wall of 85 Gibbs Road about 4 - 5 years ago</p> <p>b) car losing control at the intersection of Tapper and Gibbs Road (again) and crashing into the house at Gibbs Road (they now have a wall up);</p> <p>c) car losing control this year (during COVID-19 lockdown) at the intersection of Tapper and Gibbs Road (you notice the pattern??) into the bush land on Gibbs Road. Council fixed the fence.</p> <p>Whilst I acknowledge I am not a traffic police person, nor an expert in the traffic field, I do note that a number of cars 'open up' and increase their speed on Gibbs Road. My husband and I have been flashed a number of times when trying to back out of our driveway and have almost had cars tailgate us when trying to pull into our driveway. Not good enough in any event, but especially not so when I have my children in the car.</p> <p>You will note that the current speed limit on the road should be 50 kilometers per hour. However, there is no road signage to stipulate this when coming from Beenyp road to Gibbs Road (80 km zone to 50km zone) and the 'bush' appearance makes people think that it is not a built up area. On the other side of the road where Beenyp road meets Tapper there is 50 km signage. I have raised this previously with the council and advised that this is a Main Roads issue. Main Roads refer me to the Council. My local Member advises me to raise with the Council and Main Roads. I have no doubt the council takes this seriously when they place road counters outside of</p>	residential.

NO.	NAME/ADDRESS	SUBMISSION	RECOMMENDATION
		<p>my house (literally) to measure both speed and amounts of vehicles. If the development goes ahead this will increase traffic and may increase this prevalence of speeding.</p> <p>Police do monitor Gibbs Road - however this is mainly at Veviter Link or Aurora Drive and not noticeably on the stretch of Gibbs Road East (unless it is to monitor Tapper Road).</p> <p>Gibbs Road traffic has dramatically increased since the freeway has increased from 4 lanes - at Gibbs Road it decreases to 2 lanes and now Gibbs Road is used as a 'rat run' to avoid congestion for south east residents.</p> <p>2. Future safety and traffic management Again, I reiterate that we are not opposed to the development, but the traffic management egress is of concern, especially as we believe that the 'kink' at the Gibbs/Tapper intersection may be altered to provide a 'straight line run' along Gibbs Road. This should only increase traffic and speeds (regardless of road laws).</p> <p>I urge you to consider traffic management if this development is approved due to:</p> <ul style="list-style-type: none"> a) the current situation at Gibbs/Tapper Road (as identified above); b) future state including future numbers of vehicles. <p>I believe that the number of vehicles utilising Gibbs Road has exponentially increased in the last five years to perhaps levels not anticipated when first developed.</p> <p>Whilst I have not investigated further, I have heard concern</p>	



NO.	NAME/ADDRESS	SUBMISSION	RECOMMENDATION
		<p>from my neighbours that the figures provided to the Council by the developers are from 2009 rather than current figures.</p> <p>Regardless, I question if traffic management on Gibbs Road was contemplated in its current state where the Kwinana Freeway South now bottlenecks from four lanes to two and the development of Byford, Haynes and Hilbert has exploded. As the Freeway is now bottlenecking at Gibbs/Russell Road south (4 lanes to 2) it is easier for drivers to use Gibbs Road as a short cut rather than utilise Rowley or Thomas Road.</p> <p>In any event, I invite the City of Cockburn's comments on precedent with regards to side roads and Gibbs Road - as I cannot see any residential section of Gibbs Road or Russell Road that is zoned residential that has driveways onto Gibbs or Russell Road unless they are rural. With the new road plans I cannot think it will be an easy task to reverse caravans and trailers into my home without causing some angst. As a site that was sold with the nicety of two driveways to allow egress of boats, caravans etc, this is of concern. Your comments would be appreciated (a side road perhaps?).</p> <p>3. Bush Forever</p> <p>When we purchased this house we were advised that the bush opposite was 'bush forever'. We are aware that the neighbours saw this on the plans as well. Forever is generally longer than four years.</p> <p>In any event, Grant and I would welcome discussing further. We are not opposed to progress, but not at the expense of homeowners who have the right to quiet enjoyment.</p>	

NO.	NAME/ADDRESS	SUBMISSION	RECOMMENDATION
9	Leah Manning 91 Gibbs Road ATWELL	<p>COMMENT: I write on behalf of my husband and myself, the home owners of 91 <u>Gibbs Road</u>, Atwell with regard to the proposed structure.</p> <p>Tim and myself are not in opposition to the proposed houses to be built in the new location. However, we do have three major concerns we would like to be addressed namely being:</p> <ol style="list-style-type: none"> 1. existing safety and traffic management now; 2. traffic management in the future and precedent; and 3. previous promises made about 'bush forever'. <p>I would like to outline our concerns below, but would be more than happy to discuss these observations and precedents in further details should you so wish.</p> <p>1. Current traffic management and safety - I have serious concerns about the current traffic arrangements on Gibbs Road. I think this will be exacerbated with the development. I have lived in my home for nine years - In this time there have been numerous traffic accidents due to speeding and loss of control in cars namely:</p> <ol style="list-style-type: none"> a) car losing control at the intersection of Tapper and Gibbs Road and ploughing into the wall of <u>85 Gibbs Road</u> about 4 - 5 years ago b) car losing control at the intersection of Tapper and Gibbs Road (again) and crashing into the house at Gibbs Road (they now have a wall up); c) car losing control this year (during COVID-19 lockdown) at the intersection of Tapper and Gibbs Road (you notice the pattern??) into the bush land on Gibbs Road. Council fixed the fence. 	<p>This submission captures speeding and reckless driving, which is important to the community. However, these behaviours cannot be contemplated in the planning assessment, as they are not considered 'valid planning considerations'.</p> <p>The City's traffic engineers have advised that Gibbs Road is a low traffic environment (even after inclusion of additional residential housing), and presents low peak traffic volumes. It is everyone's responsibility to abide by the speed limits and this behaviour will not be influenced by further residential development.</p> <p>It is hoped to address environmental matters via the officer modifications recommended as part of this council report. The area to the south of Prosperity Loop is the Banksia Woodland Eucalypt Park (Bush Forever Site 493) and is protected as a regional conservation reserve; therefore this area cannot be developed for residential.</p>



NO.	NAME/ADDRESS	SUBMISSION	RECOMMENDATION
		<p>Whilst I acknowledge I am not a traffic police person, nor an expert in the traffic field, I do note that a number of cars and motorcycles 'open up' and increase their speed on Gibbs Road. My husband, myself and our son have been flashed a number of times when trying to back out of our driveway and have almost had cars tailgate us when trying to pull into our driveway. This has become a dangerous exercise in peak traffic times.</p> <p>You will note that the current speed limit on the road should be 50 kilometers per hour. However, there is no road signage to stipulate this when coming from Beenyup road to Gibbs Road (80 km zone to 50km zone) and the 'bush' appearance makes people think that it is not a built up area. On the other side of the road where Beenyup road meets Tapper there is 50 km signage. I have raised this previously with the council and they advised that this is a Main Roads issue. Main Roads refer me to the Council. My local Member advises me to raise this with the Council and Main Roads. I have no doubt the council takes this seriously when they place road counters on Gibbs Road to measure both speed and amounts of vehicles. If the development goes ahead this will increase traffic and may increase this prevalence of speeding.</p> <p>Police do monitor Gibbs Road - however this is mainly at Veviter Link or Aurora Drive and not noticeably on the stretch of Gibbs Road East (unless it is to monitor Tapper Road).</p> <p>Gibbs Road traffic has dramatically increased since the freeway has increased from 4 lanes - at Gibbs Road it decreases to 2 lanes and now Gibbs Road is used as a 'rat run' to avoid congestion for south east residents.</p>	

NO.	NAME/ADDRESS	SUBMISSION	RECOMMENDATION
		<p>2. Future safety and traffic management</p> <p>Again, I reiterate that we are not opposed to the development. The need for traffic management is our concern, especially as we believe that the 'kink' at the Gibbs/Tapper intersection may be altered to provide a 'straight line run' along Gibbs Road. This should only increase traffic and speeds (regardless of road laws).</p> <p>I urge you to consider traffic management if this development is approved due to:</p> <p>a) the current situation at Gibbs/Tapper Road (as identified above);</p> <p>b) future state including future numbers of vehicles.</p> <p>I believe that the number of vehicles utilising Gibbs Road has exponentially increased in the last five years to perhaps levels not anticipated when first developed.</p> <p>I know my neighbours share the same concerns and that the figures provided to the Council by the developers are from 2009 rather than current figures.</p> <p>I question if traffic management on Gibbs Road was contemplated in its current state where the Kwinana Freeway South now bottlenecks from four lanes to two and the development of Byford, Haynes and Hilbert has exploded. As the Freeway is now bottlenecking at Gibbs/Russell Road south (4 lanes to 2) it is easier for drivers to use Gibbs Road as a short cut rather than utilise Rowley or Thomas Road.</p> <p>I invite the City of Cockburn's comments on precedent with</p>	



NO.	NAME/ADDRESS	SUBMISSION	RECOMMENDATION
		<p>regards to side roads and Gibbs Road - as I cannot see any residential section of Gibbs Road or Russell Road that is zoned residential that has driveways onto Gibbs or Russell Road unless they are rural. With the new road plans I cannot think it will be an easy task to reverse caravans and trailers into my home without causing some angst. As a site that was sold with the nicety of two driveways to allow us to have our boat and caravan etc, this is of concern. Your comments would be appreciated (a side road perhaps?).</p> <p>3. Bush Forever When we purchased this house we were advised that the bush opposite was 'bush forever'. We are aware that the neighbours saw this on the plans as well.</p> <p>Tim and I would welcome further discussion. We are not opposed to progress, but not at the expense of homeowners who have the right to quiet enjoyment.</p>	
10	DFES 20 Stockton Bend Cockburn Central	<p>NOT SUPPORTED: Modification Required</p> <p>I refer to your email dated 2 September 2020 regarding the submission of a Bushfire Management Plan (BMP) (Revision 0), prepared by Strategen-JBS&G and dated 24 April 2020, for the above Local Structure Plan.</p> <p>It should be noted that this advice relates only to <i>State Planning Policy 3.7 Planning in Bushfire Prone Areas</i> (SPP 3.7) and the <i>Guidelines for Planning in Bushfire Prone Areas</i> (Guidelines). It is the responsibility of the proponent to ensure that the proposal complies with all other relevant planning policies and building regulations where necessary. This advice does not exempt the applicant/proponent from obtaining necessary approvals that may apply to the proposal including planning, building, health or</p>	<p>Noted.</p> <p>Given the City is recommending an alternative design for the structure plan, which effectively removes Lot 74 as a developable site, it is likely that the bushfire management plan will need to change. As the applicant has not agreed to these modifications, the decision rests with the WAPC as the determining authority. Should the WAPC agree to the recommended modifications, the City has required the applicant to update the BMP accordingly to the satisfaction of the DFES.</p>

NO.	NAME/ADDRESS	SUBMISSION	RECOMMENDATION									
		<p>any other approvals required by a relevant authority under other written laws.</p> <p>Assessment</p> <p>1. Policy Measure 6.3 a) (ii) Preparation of a BAL Contour Map</p> <table><tr><th>Issue</th><th>Assessment</th><th>Action</th></tr><tr><td>Vegetation classification</td><td>Plots 1, 2, 3 & 6 Vegetation Plots 1, 2, 3 and 6 cannot be substantiated as Class B Woodland with the limited information and photographic evidence available. The BMP should detail specifically how the classification was derived particularly where the worst-case scenario is not applied (i.e. Class B Woodland as opposed to Class A Forest).</td><td>Modification to the BMP is required.</td></tr><tr><td>BAL Contour Map</td><td>BAL ratings – not demonstrated Lots zoned R30 south of the roundabout on the Structure Plan are incorrectly identified on the BAL Contour Map as BAL-29; Table 4 also incorrectly identifies these lots as BAL-29. The conservation zone is identified to have 15m minimum separation distance within Table 4 to achieve the BAL-29 (to lot boundary).</td><td>Modification to the BMP is required.</td></tr></table>	Issue	Assessment	Action	Vegetation classification	Plots 1, 2, 3 & 6 Vegetation Plots 1, 2, 3 and 6 cannot be substantiated as Class B Woodland with the limited information and photographic evidence available. The BMP should detail specifically how the classification was derived particularly where the worst-case scenario is not applied (i.e. Class B Woodland as opposed to Class A Forest).	Modification to the BMP is required.	BAL Contour Map	BAL ratings – not demonstrated Lots zoned R30 south of the roundabout on the Structure Plan are incorrectly identified on the BAL Contour Map as BAL-29; Table 4 also incorrectly identifies these lots as BAL-29. The conservation zone is identified to have 15m minimum separation distance within Table 4 to achieve the BAL-29 (to lot boundary).	Modification to the BMP is required.	
Issue	Assessment	Action										
Vegetation classification	Plots 1, 2, 3 & 6 Vegetation Plots 1, 2, 3 and 6 cannot be substantiated as Class B Woodland with the limited information and photographic evidence available. The BMP should detail specifically how the classification was derived particularly where the worst-case scenario is not applied (i.e. Class B Woodland as opposed to Class A Forest).	Modification to the BMP is required.										
BAL Contour Map	BAL ratings – not demonstrated Lots zoned R30 south of the roundabout on the Structure Plan are incorrectly identified on the BAL Contour Map as BAL-29; Table 4 also incorrectly identifies these lots as BAL-29. The conservation zone is identified to have 15m minimum separation distance within Table 4 to achieve the BAL-29 (to lot boundary).	Modification to the BMP is required.										



NO.	NAME/ADDRESS	SUBMISSION			RECOMMENDATION
			<p>However, these figures do not align with Table 2.5 of AS3959 for Class B Woodland and 0-5° Downslope.</p> <p>Should the vegetation classifications be modified to Class A Forest, the BAL Contour Map and Table 4 should be modified to align with the revised vegetation classifications.</p>		
		<p>2. Policy Measure 6.3 c) Compliance with the bushfire protection criteria</p>			
		Issue	Assessment	Action	

NO.	NAME/ADDRESS	SUBMISSION			RECOMMENDATION
		Location & Siting and Design	<p>A1.1 & A2.1 – not demonstrated</p> <p>The BAL ratings cannot be validated, as the modifications required as per the above table.</p> <p>The development has not been designed appropriately to ensure bushfire protection measures can be achieved and to minimise the level of bushfire impact to people, property and infrastructure.</p> <p>DFES do not support the future subdivision within Lot 74 Beenyup Road. It has not been demonstrated that the future development is in an area with the least possible risk of bushfire. The future subdivision on this lot is surrounded on three sides by an extreme hazard and the BMP has not demonstrated that the risk can be adequately managed.</p>	Modification to the BMP is required.	
		<p><u>Recommendation – not supported modification required</u></p> <p>The BMP does not adequately address the policy requirements of SPP 3.7 and the Guidelines.</p> <p>DFES has assessed the Structure Plan and accompanying BMP and has identified several issues that need to be addressed prior to support of the proposal (refer to the tables above).</p>			



NO.	NAME/ADDRESS	SUBMISSION	RECOMMENDATION
11	Confidential	<p>Comment: I have lived there for eight years and have lived in the City of Cockburn for 30 years. I am not against development and progress and appreciate that at some stage, land will be developed. However, I am against the proposed R60 lot sizes. This does not fit with the surrounding areas lot sizes. There is a R40 lot area on the corner of Gibbs and Elemi Bend and this looks out of place for the area. R60 would not look good.</p> <p>Further to R60, I believe that this doesn't fall under the Western Australian Planning Commission guidelines? The proposed R60 lots would be inconsistent with the Southern Metropolitan Peel Sub-regional Planning Framework. As the area is not serviced by high-frequency public transport nor located within a walkable catchment to a transit corridor, higher-order activity centre or employment node. It is well beyond a 200-metre walkable catchment of a local shopping centre such as Harvest Lakes.</p>	<p>Noted. The officer has recommended that the structure plan be modified to reduce residential codings where there is an interface with existing residential lots. Further, the officer considers that some R60 could be entertained as an offset in recognition of the significant public open space contribution should the proposal be modified to remove Lot 74.</p> <p>Ultimately, these modifications are at the discretion of the WAPC, as the determining authority.</p>
12	Main Roads WA	<p>No Objection: In response to your correspondence received on 2 September 2020, Main Roads has no objections to the proposed structure plan.</p> <p>Main Roads requests a copy of the City's final determination on this proposal to be sent to planninginfo@mainroads.wa.gov.au quoting the file reference above.</p>	Noted.
13	Bush Forever Team - DPLH	Indicated comments will be formally provided to WAPC not the City in accordance to due process	Noted.
14	Department of Biodiversity, Conservation and Attractions	<p>COMMENT:</p> <p>In reference to your correspondence dated 2 September 2020, the Parks and Wildlife Service at the Department of Biodiversity, Conservation and Attractions (DBCA) provides</p>	Given the City is recommending an alternative design for the structure plan, which effectively removes Lot 74 as a developable site, it is likely that the environmental considerations of this

NO.	NAME/ADDRESS	SUBMISSION	RECOMMENDATION
		<p>the following comments.</p> <p>Environmental Protection Authority (EPA) Assessment of Urban Development of Lots 11 and 74 Beenyup Road Banjup</p> <p>The EPA is assessing a proposal for the urban development of Lots 11 and 74 which was referred to the EPA under Section 38 of The Environment Protection Act (1986) EP Act. The City of Cockburn should consult the EPA regarding their assessment and any implications for the City when considering the proposed Structure Plan.</p> <p>Conservation category wetland (UFI12984) buffer</p> <p>It is noted that a 50 metre buffer will be applied to the Conservation Category Wetland (CCW) mapped in the Geomorphic Wetlands (Swan Coastal Plain) dataset to protect the wetland from the proposed residential development.</p> <p>In Section 2.4 page 26 of the Structure Plan report there is a statement that the wetland buffer will be revegetated where required with low fuel native revegetation to support, complement and protect the CCW, as well as providing adequate protection for the proposed development. The City of Cockburn should ensure that there is adequate separation for bushfire protection between future development and the wetland buffer, and that all bushfire protection requirements are provided within the development land and do not place reliance or impositions on the management of the CCW or buffer, including modifications to the wetland buffer revegetation prescriptions to achieve bush fire protection for adjoining development.</p> <p>The Environmental Protection Authority (EPA) Guidance Statement 33 Environmental Guidance for Planning and Development (2008) outlines that CCWs and their buffers</p>	<p>structure plan will change. As the applicant has not agreed to these modifications, the decision rests with the WAPC as the determining authority. Should the WAPC agree to the recommended modifications, taking into account any EPA decision, the City will require updates to the Environmental Report accordingly.</p> <p>The City contacted the EPA for advice however did not receive a response. It is noted that the EPA do not generally provide comments on structure plans, as these referrals generally occur at earlier stages of the planning process. It is expected that the DPLH will consider EPA advice as part of the lifting of 'Urban Deferred' request.</p>

NO.	NAME/ADDRESS	SUBMISSION	RECOMMENDATION
		<p>should be fully protected with rehabilitation of disturbed areas, and that wetlands that are to be protected should have a minimum 50 metre buffer.</p> <p>It is noted that the Structure Plan report outlines that the CCW buffer and proposed ecological linkage will be ceded to the City of Cockburn for management, and that a Wetland Management Plan will be required a condition of subdivision.</p> <p>Threatened and Priority Flora Species</p> <p>It is noted that a Level 2 Flora and Vegetation Survey was undertaken on 15 and 16 September 2015, with the survey report stating that the whole survey was accessed and traversed with particular focus given to areas expected to be impacted and or that may have species of conservation significance. A second targeted Flora Survey for <i>Caladenia huegelii</i> and <i>Drakaea micrantha</i> which are listed as Threatened (Critically Endangered and Endangered respectively) under the <i>Biodiversity Conservation Act 2016</i> (BC Act) and Endangered and Vulnerable under the <i>Environment Protection and Biodiversity Conservation Act 1999</i> (EPBC Act) and other conservation significant flora was undertaken on 11 October 2017.</p> <p>No threatened species listed under the EPBC Act or the BC Act or Priority Listed species were recorded during the two surveys.</p> <p>Management of the Interface between Development and the Bush Forever Site 492 (Jandakot Regional Park) and the proposed CCW Reserve and Buffer area</p> <p>DBCA supports the placement of a periphery road between development and the Bush Forever Site and CCW buffer, as proposed in the draft Structure Plan. It is noted that conservation style fencing in accordance with the City of Cockburn's specifications is proposed to manage access.</p>	

NO.	NAME/ADDRESS	SUBMISSION	RECOMMENDATION
		<p>It is DBCA's expectation that appropriate interface treatments will be applied in consultation with the City of Cockburn and that this would include conservation fencing and signage, appropriate batter grade slopes to not impact vegetation within the Bush Forever site and proposed CCW buffer, management of storm water onsite, implementation of weed and dieback hygiene controls during construction, and appropriate separation between development and the Bush Forever site and CCW buffer for bushfire protection.</p> <p>Matters of National Environmental Significance</p> <p>A Black Cockatoo Habitat Assessment undertaken on 9 February 2017 and 11 October 2017 identified 6.01 hectares of Black Cockatoo foraging habitat and five potential breeding trees. The Structure Plan report outlines that 4.93 hectares of Black Cockatoo foraging habitat and the five potential breeding trees will be cleared. Carnaby's Black Cockatoo, and the Forest Red-tailed Black Cockatoo are listed as Threatened (Critically Endangered) under the BC Act. These species are also listed as 'Endangered' and 'Vulnerable' under the (EPBC Act).</p> <p>The Flora and Vegetation Survey identified that 5.84 hectares of the <i>Banksia woodland of the Swan Coastal Plain Community</i> is located on the site, with 3.71 hectares proposed to be cleared. The vegetation community is listed as Endangered under the EPBC Act.</p> <p>It is noted that a proposed action for the development has been referred to the Commonwealth Department Agriculture Water and Environment for assessment, and that the proposed action was deemed a "Controlled Action" and required assessment by the Commonwealth as it is likely to or may have a significant impact on the Banksia woodlands of the Swan Coastal Plain TEC, Carnaby's Cockatoo, <i>Caladenia</i></p>	



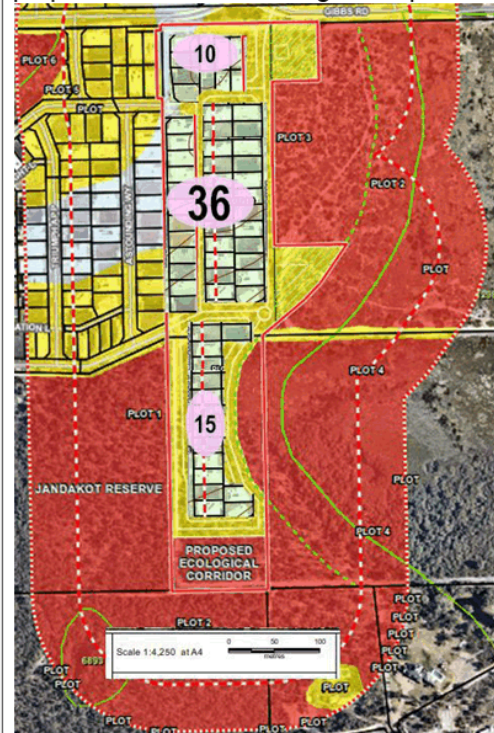
NO.	NAME/ADDRESS	SUBMISSION	RECOMMENDATION
		<p><i>huegelii</i>, and <i>Drakaea micrantha</i>.</p> <p>Ecological Linkage</p> <p>The wetland and bushland areas within Lots 11 and 74 form part of a regional ecological linkage that connects Bush Forever site 492 in the west with Bush Forever site 263 in the east.</p> <p>The structure plan proposes a 50-metre-wide ecological link within the southern portion of the site to provide a connection from Bush Forever site 492 to the proposed CCW reserve within Lot 74.</p> <p>The urban design of the southern portion of the proposed urban development (south of Prosperity Loop) does not provide a consolidated reserve boundary for the protection of the combined Bush Forever Site 492 and the proposed CCW reserve, and even with the 50 metre wide ecological linkage, the elongated urban cell would impose a barrier to the movement of fauna between the Bush Forever site and the proposed CCW reserve.</p> <p>The <i>Section 38 Referral Supporting Document</i> (360 Environmental) provided to the EPA for their assessment of the urban development of Lots 11 and 74 Beenyup Road Banjup proposes a 131- metre-wide ecological corridor. Clarification should be sought from the proponent on the inconsistency in the width of the corridor between the Referral Supporting Document and the draft Structure Plan.</p> <p>Bush Fire Protection</p> <p>It is noted that a Bush Fire Management Plan (BMP) has been prepared to meet the requirements of the State Planning Policy -Planning in Bushfire Prone Areas. While the BMP outlines measures that have been devised in accordance with the acceptable solutions. of the Planning for Bushfire Prone Areas Guidelines, the narrow elongated</p>	

NO.	NAME/ADDRESS	SUBMISSION	RECOMMENDATION
		<p>southern urban cell of the proposed structure plan dissects the bushland between the Bush Forever site and the CCW buffer is surrounded by bushland on three sides. This is not considered desirable from a strategic fire planning perspective.</p> <p>Southern Suburbs District Structure Plan – Stage 2</p> <p>The proposed development of the southern urban cell of the proposed structure plan is inconsistent with the City of Cockburn approved <i>Southern Suburbs District Structure Plan – Stage 2</i> which identified that the area be included into the Bush Forever site.</p>	
15	Banjup Residents Group (Inc)	<p>1. Precedent Threatens Banjup Rural Amenity</p> <p>The Banjup Residents Group is gravely concerned about the precedent that would be set if the proposed structure plan were approved and so we do not support the proposal in its current form, particularly in relation to the proposed development on lot 74. We are also concerned that the risks of fire to people and properties have been under appreciated by the proponent. Banjup residents care deeply about our area and the rural amenity it affords. The City of Cockburn has reassured us on several occasions that it, too, wants to protect the rural ambience of Banjup. Our Group has campaigned over the years to prevent “white anting” of Banjup by developers nibbling at the edges of our protected area. We see them as playing Go! with our locality – progressively surrounding small areas until little is left but green islands in a sea of bricks and bitumen.</p> <p>2. Questionable Planning Decisions in the Past</p> <p>The Prosperity Loop and 46 Gibbs Road developments near to the subject land seem out of place with the rest of Aubin Grove. Prior to 2010 Prosperity Loop in particular was bushland similar to the subject land, whereas the rest of the Aubin Grove</p>	<p>The <i>Banjup Residents Group</i> provides the City with an important role in communicating key concerns of Banjup residents in a coordinated manner. Many of the aspects raised within this submission have been considered as part of the assessment of the proposal, namely; bush fire concerns, environmental degradation and loss of rural amenity.</p> <p>It is for this reason that the structure plan is not being recommended for approval in its current (proposed) form, and instead, Alternative Options have been presented to the applicant (these are shown as an attachment to the Council Report). It is hoped that these alternatives address this submission.</p> <p>With regards to planning decisions of the past, the City is responsible for considering all applications on their own merits, and the Council, in exercising its decision making, will take into account whether the proposal is compliant with the current planning framework.</p>

	<p>development was on degraded land (see IntraMaps aerial imagery Jan 2009). It is unclear why approval was given for these developments when it would have been more appropriate to preserve the whole area south of Gibbs Road as “bush forever”.</p> <p>Such unfathomable decisions just 10 years ago give Banjup residents little confidence in the planners’ assurances of “bush forever”.</p> <p>3. Banjup Welcomes Vesting 2/3 of Lots 11 and 74 for Reserve</p> <p>Banjup residents understood from the proponent’s application to the EPA that if development of the western ends of lots 11 and 74 were approved, then the current owners would vest the eastern 2/3 of their lots with the City of Cockburn as a reserve. If this remains the proponent’s intention – and it is not clear from the structure plan – then Banjup residents welcome the offer.</p> <p>However, the development proposed in the structure plan for the western end of lot 74 is incompatible with the long term preservation of bush land in Banjup.</p> <p>4. Development of Western End of Lot 74 Inappropriate</p> <p>The bush land south of Gibbs Road is of an “extreme Bushfire Hazard Level”, to quote the proponent’s Bushfire Management Plan. The area was not burned during the Banjup fire of 2014 and today has a very high fuel load. Banjup residents’ experience of the 2014 fire is that in the face of raging fire driven by strong winds the only effective property protection is distance from the fuel load.</p> <p>The long finger of development proposed at lot 74 would be surrounded on 3 sides by bushland with little separation from the houses. The Canberra bush fires of 2003 demonstrated how dangerous this can be. Houses had been built on one side of roads and bushland came right up to the other sides. Flames</p>	<p>The <i>Banjup Residents Group</i> have rightly pointed out that the structure plan does not include privately owned land to the east. This land is zoned ‘Resource’ and is outside of the structure planning zone, so the applicant is not required to show it on the structure plan map. This land is also not zoned for ‘Development’ purposes, and therefore there is no mechanism to require the landowner to cede this land as a reserve.</p> <p>Instead, the officer recommendation is to remove Lot 74 as a ‘development’ site and cede it as ‘Public Open Space’ (forming a primarily conservation function).</p> <p>The City agrees that the ‘finger’ of development is inappropriate, and presents an unacceptable level of bush fire risk. For this reason, the officer recommendation is to remove Lot 74 as a ‘development’ site, and therefore no longer have a ‘development finger’ (as originally proposed).</p> <p>The officer report also acknowledges very recent bushfires within the Banksia Woodland Park, which seriously undermined the wellbeing and safety of residents. It is agreed that the more logical development pattern would be to ‘round off’ and complete Prosperity Loop, as suggested by the <i>Banjup Residents Group</i>, and omit development on Lot 74.</p> <p>To this end, the officer recommendation is not to support development on Lot 74, instead presenting options for this lot to be ceded as a reserve.</p>
--	---	---

leapt the roads and engulfed the houses. Four people died, over 490 were injured, and 470 homes were destroyed or severely damaged.

The bushfire management plan in the structure plan shows that the subject area is surrounded by extreme bushfire hazard level. There could be 60 houses built in the area, as shown in the diagram below, adapted from figure 4 of the proponent's bushfire management plan.



Half of all lots in the subject area would be adjacent to bush land with a Bushfire Attack Level of 29. A separation from the bush land of 15 metres is suggested by the proponent's consultants. Other authorities recommend a separation of 25

	<p>metres from BAL 29 bush land. Coincidentally, 15 metres is the 8 metre road reserve and the 7 metre set back of houses from either the front or back fences.</p> <p>Council might wish to explore in some detail how the consultants derived the 15 metre separation because it is not included in their Bushfire Management Plan.</p> <p>The consultants imply that with appropriate building set backs a BAL of Low can be achieved (see pdf page 74 of structure plan). Other authorities recommend a separation of 100 metres for this to be achieved. Clearly, this would not apply to lots in the subject area.</p> <p>Sadly, deliberately set bush fires on the urban fringes are not uncommon, as the Banjup fire of 2014 attests. Should the high fuel load in the Banksia Reserve be ignited, residents of the subject area and in Prosperity Loop might well ask why they were not better protected from obvious risks.</p> <p>5. Round Out Prosperity Loop Instead</p> <p>A structure plan that could gain more support would see the development of lot 74 deleted and the development of lot 11 extended to round out the existing Prosperity Loop area. The whole area would still be surrounded by an extreme bush fire risk but that would be the result of planning decisions made 10 years ago, not today.</p> <p>Planners might say that the Metropolitan Region Scheme boundaries would have to be changed. So what? The MRS is always being changed. If the trade off is that the MRS boundary of urban deferred at lot 74 is removed, then so be it. With the proponent's offer of vesting in the City of Cockburn, more bushland is preserved and the extreme risk of fire to the people in the "finger" of lot 74 is eliminated.</p>	
--	---	--



16	Confidential	<p>OPPOSE: This would be so detrimental to the native flora and fauna in the area. I strongly oppose this proposal!</p>	Noted.

17	Joe Bovell 391 Beenyup rd Banjup	SUPPORT: I welcome residential development in Banjup. There is a great opportunity to develop an eco friendly suburban area that is both ecologically sensitive and market leading. The suburb itself is in danger of becoming irrelevant if development doesn't occur. If left alone it will become another Jandakot. Banjup is no longer a market garden/ horse training region and with a 4 lane Rowley Road coming it has lost its rural ambience	Noted.
18	Confidential	OPPOSE: I've just bought a rural property last year on Beenyup Road for \$1M+ - paying a lot of money for the peace and quite of rural life. This high density housing proposal right on my doorstep will devalue my property and ruin the serenity of rural life. Gibbs Road is also a single lane 50kph road - I would expect there to be upgrades of this road also to handle the extra traffic.	<p>The officer recommendation seeks to reduce the density of the proposed structure plan from R30 to R25. It is considered that this lower density is more appropriate and in keeping with the surrounding area. Some higher density R60 is proposed adjacent to proposed Public Open Space sites, however these are limited in number with the predominant density being low (R25).</p> <p>Additional traffic movements onto Gibbs Road do not represent a significant increase and therefore do not trigger major upgrades to this road.</p>
19	Stephen & Sepideh Harris 85 Gibbs Road, Atwell WA 6164	OPPOSE:	<p>Unfortunately, the City of Cockburn cannot control how property is sold and it is recommended that all potential buyers undertake due diligence prior to purchasing property. These matters are civil, between the seller and purchaser, and cannot be resolved by the current structure plan proposal.</p> <p>Notwithstanding the above, the officer has recommended significant changes to the lodged proposal which may address the majority of concerns raised by this submission.</p> <p>Firstly, the officer recommends a wider 'ecological corridor' to connect the existing Bush</p>

		<p>1. Relevant Background & Summary</p> <p>1.1. We own the property at 83 Gibbs Road East, Atwell (Property).</p> <p>1.2. We refer:</p> <ul style="list-style-type: none"> (a) your correspondence dated 4th September 2020, ref 110/217; and (b) The Proposed Structure Plan - Lots 11, 74 and 9046 Beenup Road, Banjup and the Structure Plan (which is accessible at https://comment.cockburn.wa.gov.au/60875/widgets/307872/documents/179648/download (Proposed Structure Plan)) <p>1.3. We have read the Proposed Structure Plan in detail and we oppose the proposal for the following reasons:</p> <ul style="list-style-type: none"> (a) We acquired the Property as vacant land relying on the land sales information and maps which stated that the land south of Gibbs Road East was "Bush Forever". Development of the land in accordance with the Proposed Structure Plan shall: <ul style="list-style-type: none"> (i) be in contravention of the land sales representations made to us – and relied upon by us – prior to acquiring the Property; (ii) negatively impact the semi-rural lifestyle, and quality of life, that was a fundamental reason for our purchase of the Property; and (iii) negatively impact the quality of the environment surrounding our home, and our enjoyment of that surrounding environment. (b) Certain assertions made in the Proposed Structure Plan are misleading and dissuade legitimate concerns being considered by, or raised about it by the community; (c) The date on which the Traffic Assessment report relies upon is out-dated, and to extent the Proposed Structure Plan places any reliance on the Traffic Assessment report, is flawed. (d) The proposed connection road at the north of the Proposed Structure Plan on to Gibbs Road East will create hazardous road conditions, negatively affecting local residents and road users. This would be in contradiction of <i>Liveable Neighbourhoods</i> principles. We are also genuinely concerned about the risk to safety it poses specifically to our home and family; and (e) Development of the land in accordance with the Proposed Structure Plan will negatively impact the value of our Property. <p>2. Bush Forever designation</p> <p>2.1. We acquired our Property relying on the land sales information and maps which stated that the land south of Gibbs Road East (Relevant Area) was designated as "Bush Forever" land.</p> <p>2.2. As is stated in the Proposed Structure Plan, the Bush Forever nomination of the Relevant Area on land sales documentation was supported by Bush Forever publications, including the City of Cockburn Southern Suburbs District Structure Plan (2002). Contrary to that stated in the Proposed Structure Plan, it was not just the southern portion of the Proposed Structure Plan that was identified as potential Bush Forever: see "Bush Forever Information Sheet published in July 2002"</p>	<p>Forever Site 492 to the wetland to the east. The 'Bush Forever' designation only applies to land within the regional reserve, <i>Banksia Eucalypt Woodland Park</i>. The designation of 'Bush Forever' is a State Government consideration which is not controlled by the City of Cockburn. The officer recommends Lot 74 (southern end of the structure plan) become a Local Reserve, which will retain the land as an ecological corridor for conservation purposes (notwithstanding that it is not designated by the State as 'Bush Forever').</p> <p>The road network has been considered in detail to ensure that the connecting point at Gibbs Road is safe and that no further entry points are proposed onto Gibbs Road, as it is clear from submissions that this is a real concern for residents. The City's traffic engineers have advised that Gibbs Road is a low traffic environment (even after inclusion of additional residential housing), and presents low peak traffic volumes. It is everyone's responsibility to abide by the speed limits and this behaviour will not be influenced by further residential development.</p> <p>The City agrees that the applicant has not sufficiently addressed the <i>Southern Suburbs District Structure Plan (2002)</i> in their proposal, instead referring to it as 'somewhat dated.' The City does not agree with this assertion and has therefore recommended modifications to the proposal prior to it being considered by the Western Australian Planning Commission (WAPC). To clarify, the <i>Southern Suburbs District Structure Plan</i> showed the southern portion of the site (Lot 74) as potential 'Bush Forever'. The Town Planning Scheme zones the both Lot 11 and Lot 74 'Development'. The</p>
--	--	---	---

	<p>(enclosed as Attachment 1) which indicates the potential Bush Forever site as having a northern boundary of Gibbs Road / Gibbs Road East.</p> <p>2.3. Any development of land east of the termination point of Gibbs Road (where it becomes Tapper Road) before the intersection and beginning of Gibbs Road East clearly contravenes the representations made to us – and relied upon us – prior to acquiring our Property.</p> <p>2.4. Our selection and purchase of the lot at 85 Gibbs Road East, Atwell included:</p> <ul style="list-style-type: none"> (a) that the land south of Gibbs Road East opposite the lot was specified "Bush Forever"; (b) the character of the native bushland of the land south of Gibbs Road East opposite the lot; and (c) the birdlife that access the land south of Gibbs Road East opposite the lot, and consistently access our gardens at 85 Gibbs Road Atwell, with pleasant bird calls to be experienced. <p>2.5. Development of the land in accordance with the Proposed Structure Plan - especially including the connection road to Gibbs Road East immediately opposite our property - shall negatively impact the quality of the environment surrounding our home, and our enjoyment of that surrounding environment. In this respect, we note that the Relevant Area is in immediate proximity to our Property, it provided it with a semi-rural / natural bush ambience, which was particularly attractive to us in electing to purchase the Property - especially as we had previously lived in a higher-density new housing estate area with modern project homes lining the streets.</p> <p>3. Misleading statements made</p> <p>3.1. The assertion in the Proposed Structure Plan that the City of Cockburn Southern Suburbs District Structure Plan (2002) is considered to be "irrelevant" is both incorrect and misleading. We acquired our Property, when the land in our area had been released for sale as vacant lots. As the Cockburn Southern Suburbs District Structure Plan (2002) was referenced by us (and in fact relied on by us) in deciding whether to purchase our Property, it is neither lawful or accurate to assert that it "irrelevant" merely because it does not suit the Proposed Structure Plan Developer's preferences. Local residents who placed reliance on that document will no doubt have legal recourse for any reliance they placed on that information to their detriment.</p> <p>3.2. Separately, we note the Proposed Structure Plan asserts that "... planning and development in the locality has significantly advanced ..." and that the Southern Suburbs District Structure Plan Stage 2 Banjup is "... considered to be somewhat 'dated'." This assertion contradicts the City of current City of Cockburn Town Planning Scheme No. 3 (District Scheme)¹ (enclosed as Attachment 2) which specifies the boundaries and limits of land for Residential development. This document illustrates that the residential land development boundary is terminates at Gibbs Road (where it becomes Tapper Road) before the intersection and beginning of Gibbs Road East - which further supports and evidences "bush forever" designation of the Relevant Area.</p> <p>3.3. We further note that correspondence was previously issued by the City of Cockburn to advise that previous applications to develop the land of the Proposed Structure Plan had been rejected, including for recognition that Harvest Lakes land sales documentation had specified the land south of Gibbs Road as "Bush Forever". Curiously, no reference to this information and these past decisions (and the rationale for them) have been provided to local residents as part of the current Proposed Structure Plan.</p> <p>3.4. As a result the Proposed Structure Plan contains various assertions and omissions (especially in relation to the development of the land south of Gibbs Road East) that clearly misled local residents affected by the Proposed Structure Plan, and only serves to dissuade them from raising valid objections they may otherwise be minded to make (which could frustrate the objectives of the Proposed Structure Plan's proponents) by not alerting them to important factors they need to make an informed decision.</p> <p>¹ Reference: Town Planning Scheme Map No. 17 of 23, Version No 1, dated 22 July 2019</p>	<p>'Development' zone provides a mechanism to assess structure plans and consider matters such as environment, bushfire, road networks etc. and it is expected that the applicant address the objectives of the District Level Structure Plan in their proposal.</p> <p>The subject proposal involves structure planning of the western portion of Lot 11 and Lot 74 Beenyup Road, Banjup and a balance of title Lot 9046 Prosperity Loop, Aubin Grove and should be considered on its merits (notwithstanding past planning decisions). It is noted that the remaining land to the east (south of Gibbs Road to the east) is located within the 'Resource' zone and is not permitted to be developed as a residential estate, as it is zoned for rural purposes.</p> <p>Despite property values being a natural concern for residents, this issue is not considered a valid planning consideration and therefore cannot be used as a basis for refusing development.</p>
--	---	---

		<p>4. Connection road to Gibbs Road East shall create hazardous road conditions</p> <p>4.1. The intersection of Gibbs Road East, Tapper Road and Gibbs Road has been the location of numerous accidents, not otherwise common to the suburb. Major incidents have included:</p> <ul style="list-style-type: none"> (a) A vehicle running along the barrier fencing of the drainage pit, then across the intersection and halt on the road verge on the opposite side of the road. Barrier sign passed through windscreen almost decapitating both driver and passenger. (b) A vehicle destroying our Property boundary gardens and collision with (and the resulting collapse of) the boundary wall of our property. (c) Two instances of vehicles failing to corner the intersection, forcing through the barrier fencing, and landing into the drainage pit. (d) Numerous instances of vehicles pulling in front of, and colliding with Tapper Road – Gibbs Road traffic. <p>The incident above which directly affected our Property caused significant distress to our family, in addition to the cost and inconvenience of rebuilding the boundary wall and re-establishing the garden. The incident has made our family particularly concerned about the risk that increased traffic areas could pose to our safety when at home.</p> <p>4.2. All the above accidents have been the result of:</p> <ul style="list-style-type: none"> (a) failing to slow sufficiently prior to turning east from Tapper Road into Gibbs Road East; or (b) failing to slow sufficiently prior to turning west from Gibbs Road East into Tapper Road (and subsequently Gibbs Road). <p>4.3. Many drivers using the roads are observed to rapidly accelerate from the intersection:</p> <ul style="list-style-type: none"> (a) west from the intersection, along Tapper Road (and subsequently Gibbs Road) in the direction of Kwinana Freeway; and (b) east from the intersection, along Gibbs Road East. <p>4.4. As we live adjacent to the intersection, we have observed the results of accidents at the intersection, the poor driving behaviours regularly and consistently demonstrated, and many near misses – especially where drivers turning east and along Gibbs Road East do not give consideration to local residents turning in to their driveways, and regularly swerve dangerously to the opposite side of the road to go around turning / slowing vehicles and/or avoid rear-ending a vehicle that they did not anticipate would slow or turn.</p> <p>4.5. The connection road to Gibbs Road East of the Proposed Structure Plan would result in vehicles regularly pausing on Gibbs Road East <u>immediately following the Gibbs Road East-Tapper Road-Gibbs Road intersection</u> to give way to oncoming traffic (on Gibbs Road East travelling west) to turn right into the connection road. There will be significant risk of road accidents if the new intersection is positioned as per the Proposed Structure Plan.</p> <p>4.6. The Traffic Assessment within the Proposed Structure Plan states that the connection to Gibbs Road is anticipated to result in increased traffic movements distribution of more than 700 vehicles per day and more than 70 vehicles per hour in peak hours. We further note that:</p> <ul style="list-style-type: none"> (a) the Traffic Assessment report was published in 2016 and incorporates (and relies upon) traffic count data from traffic counts conducted by the City of Cockburn in 2009; (b) a large portion of the locality's housing had not been constructed at the time of the traffic counts conducted by the City of Cockburn in 2009; (c) vehicular traffic has materially increased on Gibbs Road / Tapper Road and Gibbs Road East since 2009, particularly since 2016. 	
--	--	---	--

		<p>4.7. The data on which the Traffic Assessment report relies upon is out-dated, and to extent the Proposed Structure Plan places any reliance on the Traffic Assessment report is flawed, especially as to conclusions stated regarding:</p> <ul style="list-style-type: none"> (a) the extent of vehicular movements, and their effects on road network traffic; (b) the capacity of the road network; (c) the safety of interconnecting road design; and (d) the impact upon local residents and the neighbourhood. <p>4.8. The proposed connection road at the north of the Proposed Structure Plan on to Gibbs Road East will create hazardous road conditions, negatively affecting local residents and road users. This would be in contradiction of <i>Livable Neighbourhoods</i> principles.</p> <p>5. Negative impact on the valuation of our property</p> <p>5.1. In the circumstances, each of the following features and/or implications of the Proposed Structure Plan separately, and certainly the combination of them together, has a direct, material negative impact on the value of our Property:</p> <ul style="list-style-type: none"> (a) development of the bushland opposite our property; (b) loss of character and quality and environment surrounding our property; (c) location of a road intersection immediately opposite our property; and (d) the increased road traffic adjacent to our property. <p>5.2. Accordingly, should the Proposed Structure Plan be approved in its current form, we will have little choice but to seek compensation for the damages/loss of value caused to our Property.</p> <p>5.3. Further should, any traffic incidents on the nature described above occur following the implementation of the Proposed Structure Plan in its current form affecting our Property, we reserve the right to adduce this letter in evidence to support and/or establish the reasonable foresee-ability of those accidents.</p> <p>Yours sincerely,</p> <div style="display: flex; justify-content: space-around; align-items: flex-end;"> <div style="text-align: center;">  Stephen Harris </div> <div style="text-align: center;">  Sepideh Harris </div> </div> <p>Attachment 1:</p>	
--	--	---	--

		<p style="text-align: center;">BUSH FOREVER INFORMATION SHEET</p> <p style="text-align: center;">NOMINATED ADDITIONAL BUSH FOREVER AREAS</p> <p>BACKGROUND</p> <p><i>Bush Forever</i> released in December 2000 is an all of Government initiative aimed to retain and protect regionally significant bushland on the Swan Coastal Plain within the Perth Metropolitan Region.</p> <p><i>Bush Forever</i> fulfils the Government's commitment to preparing a strategic plan for the conservation of bushland on the Swan Coastal Plain portion of the Perth Metropolitan Region as identified in the <i>Urban Bushland Strategy</i> (Government of Western Australia, 1995) and will contribute significantly to achieving the core objectives of the 1996 <i>National Strategy for the Conservation of Australia's Biological Diversity</i>.</p> <p><i>Bush Forever</i> aims to protect over 51,000 hectares of regionally significant bushland within 297 sites across the metropolitan portion of the Swan Coastal Plain.</p> <p>The draft of <i>Bush Forever, Perth's Bushplan</i>, was released for public comment in November 1998. During the public consultation period, between November 1998 and April 1999, over 2,000 submissions were received from landowners, government departments, industry, community groups and interested individuals. Some of the submissions nominated additional naturally vegetated areas to be considered for inclusion in the final report while others requested the removal of naturally vegetated areas from <i>Bush Forever</i>.</p> <p>THE ASSESSMENT PROCESS</p> <p>Each area nominated for addition or deletion required assessment against the regionally significant bushland criteria and planning considerations that were used to select sites identified in <i>Perth's Bushplan</i>. The criteria and considerations as outlined in <i>Bush Forever</i> include:</p> <p>Regionally Significant Bushland Criteria:</p> <ul style="list-style-type: none"> • Representation of ecological communities: representation of the range of ecological communities and the areas where these communities merge. • Diversity: areas that have a high diversity of flora and/or fauna species or communities in close association. • Rarity: areas containing communities or species that are rare, threatened or have a restricted distribution. • Maintaining ecological systems or natural processes: maintenance of ecological processes or natural systems at a regional or national scale. • Scientific or evolutionary importance: evidence of evolutionary processes either as fossilised material or as a relict species and areas containing unusual or important geomorphological or geological sites. <p>Areas of recognised scientific or educational interest as reference sites or as examples of important environmental processes at work.</p> <ul style="list-style-type: none"> • General criteria for the protection of wetlands, streamlines and estuarine fringing vegetation and coastal vegetation. • Criteria not relevant to determining regional significance but which may be applied when evaluating areas having similar values: for example historic or landscape values. <p>Planning Considerations:</p> <ul style="list-style-type: none"> • Planning considerations: including assessment of existing land use zoning, existing development approvals, ownership, regional infrastructure requirements and extractive and mining industry requirements. • Wider social and economic values: including financial resources of government were also taken into consideration. <p>While the majority of the areas proposed for deletion were assessed prior to the release of <i>Bush Forever</i>, many of the nominated additional areas still required assessment at the time <i>Bush Forever</i> was released.</p> <p>The existence of the nominated additional areas is clearly outlined in the <i>Bush Forever</i> documentation that states:</p> <p><i>Over 100 additional areas were nominated during the public submission period on draft Perth's Bushplan. Each nomination is being considered as part of an on-going process. Only those areas listed below have so far been assessed as not suitable or appropriate for inclusion in Bush Forever. Other nominated areas will require further investigation in full consultation and agreement with the landowners and in the context of bushland and planning criteria. (Bush Forever Summary of Submissions report Appendix 6 – Section 1.7, pages 71-72).</i></p> <p>A total of 109 areas were nominated for addition to <i>Bush Forever</i>. Prior to the release of <i>Bush Forever</i>, 36 of the nominated areas were assessed against the <i>Bush Forever</i> criteria and resulted in the following:</p> <ul style="list-style-type: none"> • 22 areas did not meet the criteria and were therefore excluded. These areas are listed in <i>Bush Forever</i> (Summary of Submissions report pages 71-72); • 3 areas were already included as existing sites in draft <i>Perth's Bushplan</i>; and • 11 areas were agreed to be included either as additions to existing sites or new sites and were included in <i>Bush Forever</i>. 	
--	--	--	--

		<p>Since the release of <i>Bush Forever</i> an assessment of the remaining 12 nominated areas against the <i>Bush Forever</i> criteria outlined above has been undertaken. The <i>Bush Forever</i> agencies have agreed that 17 of the nominated additional areas are likely to meet the <i>Bush Forever</i> criteria and comply with the planning considerations. A detailed investigation of these 17 areas is now required to confirm compliance with the <i>Bush Forever</i> criteria.</p> <p>Of the 17 nominated areas requiring further consideration, 13 are extensions to existing <i>Bush Forever</i> sites and four are new areas. Twelve of the nominated areas are on Government owned land with five of the nominated areas containing land in private ownership.</p> <p>The other 56 nominated areas were not considered to meet the <i>Bush Forever</i> regional significance criteria, were constrained by planning commitments, or were identified as being able to be protected through other planning and environmental mechanisms and will not be considered further through <i>Bush Forever</i>. The other mechanisms identified include:</p> <ul style="list-style-type: none"> • Areas containing a conservation category wetland or listed under the <i>Environmental Protection (Swan Coastal Plain Lakes) Policy 1992</i> with little or no associated upland vegetation, will be protected by other State mechanisms through the planning and environmental approvals process. • Areas containing a registered Aboriginal Site will be protected by the requirement of the <i>Aboriginal Heritage Act 1972</i> through the planning and environmental approvals process. • Areas containing vegetation from the eastern side of the Swan Coastal Plain will be protected by the agreed presumption against further clearing of these vegetation complexes, as outlined in <i>Bush Forever</i> (Volume 1, page xiv), applied through the planning and environmental approvals process. <p>The Environmental Protection Authority and the Western Australian Planning Commission endorsed the outcomes of the assessment process for the nominated additional areas at their respective meetings in May 2002.</p> <p>A complete list of the 109 additional areas that were nominated through the public submission process is provided in the table along with the decision made during the assessment process.</p> <p>The 17 areas that are being further considered are highlighted on the following table with their location and additional information provided on the enclosed map.</p> <p>WHERE TO FROM HERE</p> <p>Further consideration of the 17 nominated areas considered likely to meet the <i>Bush Forever</i> criteria is now required. This includes a detailed investigation of each area and liaison with the landowners. It is important to note that the nominated areas can only be included in <i>Bush Forever</i> if they meet the regional significance criteria and landowner agreement has been reached.</p> <p>The landowners within the remaining nominated areas have recently been notified and the detailed assessments are currently being undertaken. The timeframe for completing the assessment process of these 17 areas will be dependent on reaching resolution with the affected landowners. It is anticipated that resolution on the majority of these additional areas will be reached before the end of the year.</p> <p>To strategically oversee the implementation of <i>Bush Forever</i> and the assessment of the remaining 17 nominated additional areas, a multi-stakeholder advisory group, the <i>Bush Forever</i> Advisory Group, is being established.</p> <p>FURTHER INFORMATION</p> <p>For further information regarding the nominated additional <i>Bush Forever</i> areas or any <i>Bush Forever</i> matters, please contact:</p> <p>Ms Emma Bamforth <i>Bush Forever</i> Office Ph: (08) 9264 7772 e-mail: emma.bamforth@planning.wa.gov.au</p> <p>NOTES TO ACCOMPANY TABLE</p> <p>General</p> <ul style="list-style-type: none"> - The shaded areas are the 17 areas that are to be considered further. <p>Column 1: Nominated Additional Area Identification Number</p> <ul style="list-style-type: none"> - Some nominated areas were divided into two sections 'a' and 'b' with part being assessed prior to the release of <i>Bush Forever</i> and the remainder assessed post release of <i>Bush Forever</i>. <p>Column 2: Name of Nominated Additional Area</p> <ul style="list-style-type: none"> - The names of the nominated additional areas were selected to best describe the area and are not necessarily the name provided in the submissions. <p>Column 3: Summary of assessment process outcomes</p> <ul style="list-style-type: none"> - CCW: Conservation Category Wetland - EPA: Environmental Protection Authority - EPF: Environmental Protection Policy - POS: Public Open Space - PAR: Parks and Recreation - SCP: Swan Coastal Plain - TEC: Threatened Ecological Community - EPBC Act: <i>Environment Protection and Biodiversity Conservation Act 1999</i> - Protected by eastern side SCP presumption against clearing - Protected by the agreed presumption against clearing of vegetation complexes on the eastern side of the Swan Coastal Plain <p>© State of Western Australia Published July 2002 Prepared by the Western Australian Planning Commission Design: Design House 407 Wellington Street Perth, Western Australia 6000 Printed 1800 626 677</p> <p>Published July 2002 ISBN 0 7334 5123 7 Internet: www.planning.wa.gov.au e-mail: information@planning.wa.gov.au Tel: 08 9264 7777 Fax: 08 9264 7546 TTY: 08 9264 7523 Mailing 1800 626 677</p> <p>Copies of this document are available in alternate formats on application to the Disability Services Coordinator</p> <p>WATERLOG WATERLOG WATERLOG</p>	
--	--	--	--


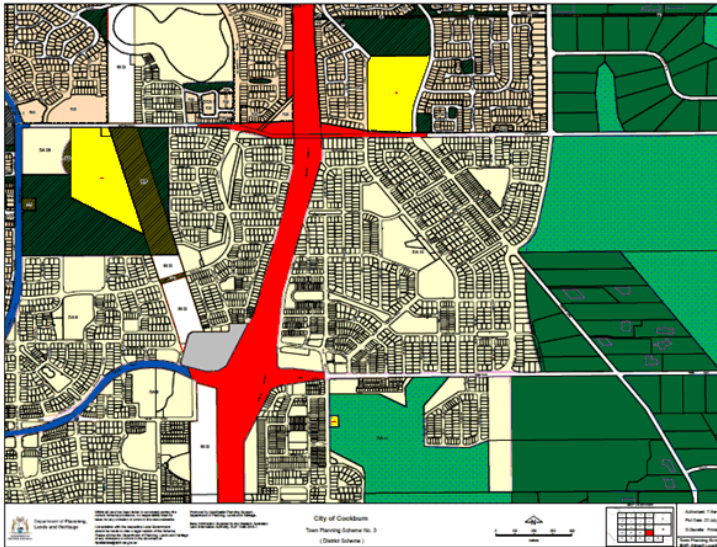
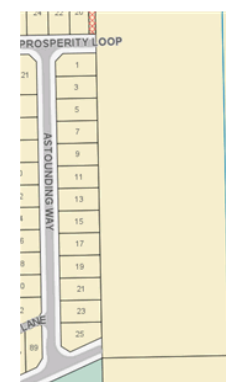


Table: Nominated Additional Bush Forever Areas		
No.	Name of Nominated Area	Outcome of Assessment Process
1	Cliff Creekwater Bay, Margaret Grove	Already included in draft Deeds (Shalpin)
2	Port Moberg, Adelaide	Already included in draft Deeds (Shalpin)
3	Shalpin corner of Mundaring and McCord Sts, Adelaide	Already included in draft Deeds (Shalpin)
4	Additions to Whiteman Park, the between Bush Forever sites 364 & 108, Cockburn	Included in Bush Forever
5	Addition to Bush Forever site 433 (Lot 702 & 433), Munster	Included in Bush Forever
6	Tracy Road north, Adelaide	Included in Bush Forever
7	Lot 12, New Drive, Seawedge	Included in Bush Forever
8	Little East - Lots 50, 51, 1275 Wilford Rd, Lot 30 Miller Rd, Loc 1704 & Shalpin Crown Land, Wilford	Included in Bush Forever
9	Lyons Road, Seawedge, Alexander Heights - Lot 930	Included in Bush Forever
10	Lyons Road, Alexander Heights	Investigate further - Study to confirm regionally significant bushland
11	South Trenchworth - 18 Shalpin and wetlands - Crown, Shalpin and Moberg Corp. land	Included in Bush Forever
12	Trenchworth 118 bushland, Adelaide - Lots 300 & 300 Lightly Rd, Adelaide	Not included, wetland on Lot 300 already protected as COW, development zoning and subdivision approvals already in place
13	Alford LandCorp site - Lyons/Gardner Woodland, Lot 204 Lyons Rd	Included in Bush Forever
14	Alford LandCorp site - Lyons/Gardner Woodland	Investigate further - Study to confirm regionally significant bushland
15	Lot to north of east wing of Bush Forever site 363, Government land to west of Lot 120, Seawedge Rd	Included in Bush Forever
16	Lot to north of east wing of Bush Forever site 363, Seawedge Rd, Seawedge - Lot 120, Seawedge Rd	Not regionally significant bushland
17	Lot 702, Adelaide Rd & 10th St, Lot 702	Included in Bush Forever
18	Lot 702, Adelaide Rd & 10th St, Seawedge - Part Area 1 - eastern side, Part Area 2 - Lot 702, Adelaide Rd	Not regionally significant bushland
19	Shalpin Road, Seawedge/ Adelaide Seawedge - Lot 100, eastern part	Included in Bush Forever
20	Shalpin Road, Seawedge/ Adelaide Seawedge, Adelaide	Investigate further - Study to confirm regionally significant bushland
21	Lake Pines, Pines	Investigate further - extension to 100 to improved 1500 boundary
22	Mundaring Senior High School bushland, Mundaring	Investigate further - Study to confirm regionally significant bushland
23	Charnock & Shalpin - Stage 1A, Charnock	Investigate further - Study to confirm regionally significant bushland
24	East Shalpin bushland, Seawedge - 1A, Seawedge Park	Investigate further - Study to confirm regionally significant bushland
25	Mundaring Superblock - Mundaring Seawedge	Investigate further - Study to confirm regionally significant bushland
26	Lot 101 and 102, Seawedge Rd, Seawedge	Investigate further - Study to confirm regionally significant bushland, extension to Bush Forever site 363
27	Link between Bush Forever sites 224/444/444	Investigate further - Study to confirm regionally significant bushland
28	Lot 12, Seawedge Rd, Seawedge	Investigate further - Study to confirm regionally significant bushland, extension to Bush Forever site 363
29	Government College, Seawedge, north-west of Bush Forever site 100, Western Road, Seawedge	Investigate further - extension to 100, Seawedge Rd, already in place as COW
30	Shalpin east of Seawedge Rd, north Port Kennedy Drive, Port Kennedy	Investigate further - Study to confirm regionally significant bushland
31	Shalpin Seawedge, Seawedge Rd, Seawedge	Investigate further - Study to confirm regionally significant bushland
32	Frederick Reserve, Seawedge Rd, Seawedge	Investigate further - potential land swap between the reserve and adjacent road
33	Seawedge/Seawedge/Seawedge Rd, Seawedge	Investigate further - potential land swap with Frederick Reserve
34	Seawedge/Seawedge/Seawedge Rd, Seawedge	Not included, already protected as COW
35	Seawedge/Seawedge/Seawedge Rd, Seawedge - Lot 100, Seawedge Rd	Not included, already protected as COW
36	Seawedge/Seawedge/Seawedge Rd, Seawedge - Lot 100, Seawedge Rd	Not included, protected by western side SCV presumption against clearing and already protected as COW
37	Seawedge/Seawedge/Seawedge Rd, Seawedge - Lot 100, Seawedge Rd	Not included, already protected as COW
38	Seawedge/Seawedge/Seawedge Rd, Seawedge - Lot 100, Seawedge Rd	Not included, already protected as COW
39	Seawedge/Seawedge/Seawedge Rd, Seawedge - Lot 100, Seawedge Rd	Not included, already protected as COW
40	Seawedge/Seawedge/Seawedge Rd, Seawedge - Lot 100, Seawedge Rd	Not included, already protected as COW
41	Seawedge/Seawedge/Seawedge Rd, Seawedge - Lot 100, Seawedge Rd	Not included, already protected as COW
42	Seawedge/Seawedge/Seawedge Rd, Seawedge - Lot 100, Seawedge Rd	Not included, already protected as COW
43	Seawedge/Seawedge/Seawedge Rd, Seawedge - Lot 100, Seawedge Rd	Not included, already protected as COW
44	Seawedge/Seawedge/Seawedge Rd, Seawedge - Lot 100, Seawedge Rd	Not included, already protected as COW
45	Seawedge/Seawedge/Seawedge Rd, Seawedge - Lot 100, Seawedge Rd	Not included, already protected as COW
46	Seawedge/Seawedge/Seawedge Rd, Seawedge - Lot 100, Seawedge Rd	Not included, already protected as COW
47	Seawedge/Seawedge/Seawedge Rd, Seawedge - Lot 100, Seawedge Rd	Not included, already protected as COW
48	Seawedge/Seawedge/Seawedge Rd, Seawedge - Lot 100, Seawedge Rd	Not included, already protected as COW
49	Seawedge/Seawedge/Seawedge Rd, Seawedge - Lot 100, Seawedge Rd	Not included, already protected as COW
50	Seawedge/Seawedge/Seawedge Rd, Seawedge - Lot 100, Seawedge Rd	Not included, already protected as COW
51	Seawedge/Seawedge/Seawedge Rd, Seawedge - Lot 100, Seawedge Rd	Not included, already protected as COW

Attachment 2:


			
20	Confidential	<p>OPPOSE: The area zoned R60 is too far from Public Transport, would be better to have a fuel service station in the area. The R30 zoned area blocks are too small for families, should be at least R20. If it does go ahead, playground equipment would be a bonus on one of the Public Open Space areas, and a fenced, off leash dog park on the other. How long will the Jandakot Reserve remain Bushland forever? Is it next to be Developed? The area has lost too much bush land already.</p>	<p>The officer recommendation seeks to reduce the density of the proposed structure plan from R30 to R25. It is considered that this lower density is more appropriate and in keeping with the surrounding area. Some higher density R60 is proposed adjacent to proposed Public Open Space sites, however these are limited in number with the predominant density being low (R25).</p> <p>The Jandakot Reserve (<i>Banksia Eucalypt Woodland Park</i>) is a regional reservation and is not designated for future development. The Reserve is also registered as Bush Forever Site 492, and will remain as such in perpetuity.</p>

21	Confidential	<p>OPPOSE: Could the council please consider having a licensed alcohol drinking venue in Aubin Grove somewhere, a small family type bistro on the edge of the suburb similar to the may displayed would be ideal. I think this would be a suitable area to have a licence'd venue similar to the Quarie bistro.</p>	<p>The structure plan does not propose any commercial land and is not designated to provide such land under the District Level Structure Plan. An existing Local Centre is located at the western end of Gibbs Road and may provide future opportunities for private businesses to open bistro facilities.</p>
22	Claire Kitlar 71 Prosperity loop, Aubin Grove	<p>OPPOSE: We have lived on Prosperity Loop for 7 years. We enjoy the bush surrounds, along with our neighbours who walk through the bush walks and allow their kids play in the sand. We are surrounded by unique flora and fauna, including orchids, parrots and cockatoos. Further disturbance of this unique bushland should not be permitted. There is an establish row of trees in the proposed development area that cannot simply be bull dozed and replaced with saplings. Other rural blocks in the area do not have bushland, so this last remaining pocket should be preserved. We are an established pocket of housing and any construction would disrupt our lives to an unacceptable level. Due to the pandemic, a vast majority of resident's work from home thus land clearing, construction noise, heavy vehicle movements etc will impose greatly on the level of noise during working hours. There are plenty of vacant blocks of land on Lyon road that are available for purchase and, with the massive estate at Honeywood further down Lyon road, there is no real need for this proposal. There is also a large block, zoned commercial, adjacent to the roundabout on Gaebler / Lyon that was recently rejected as a proposed petrol station.....why not propose to rezone that area to residential as that block has been an eyesore for years? I therefore request this proposal to be scrapped.</p>	<p>When the suburb of Aubin Grove was first established, a District Level Structure Plan was prepared to guide future development, conservation and broad road networks. The proposed structure plan for consideration provides, for the most part, the completion of Aubin Grove as originally envisioned. The below image shows that Prosperity Loop is currently incomplete, with the expectation of connecting it through to Lot 11 to the east.</p>  <p>However, the applicant has proposed a</p>

			<p>'development finger' that is not supported by the City. Therefore, the officer recommendation is to reserve Lot 74 (the southern 'finger' of development) for 'Public Open Space'. This lot will form an ecological corridor and provide a conservation function, retaining a significant area of high quality bushland.</p> <p>Construction noise is an inevitable, albeit temporary, component to developing new suburbs. Proposals for residential development cannot be refused on this basis.</p>
23	Confidential	OPPOSE: The proposed plan will cut off the wetlands from the bush forever site, further fragmenting and exposing them to edge effects	Noted. The officer recommends a wider 'ecological corridor' to connect the existing Bush Forever Site 492 to the wetland to the east.
24	Confidential	OPPOSE: We do not support another R60 section near our house, increasing traffic past our Prosperity Loop property, plus reducing the amenity of the area. We are not opposed to the R30 part of the proposal even though the majority of houses in Harvest Lakes are R20. This is a lovely, neighbourly section of Aubin Grove with a great community feel. Children play on the streets and we rarely have any issues. If you look at the state of the Niche living development very close by - with rubbish and trolleys constantly littering the verges (no street name listed on Google but it's opposite Elemei Bend). The homes are too compact and boxed in without enough car parking space. We don't need another Niche (or similar) development on the other side of our home. Many people use the freeway for work so even with another entry on Gibbs Rd most cars would use the	<p>The officer recommendation seeks to reduce the density of the proposed structure plan from R30 to R25. It is considered that this lower density is more appropriate and in keeping with the surrounding area. Some higher density R60 is proposed adjacent to proposed Public Open Space sites, however these are limited in number with the predominant density being low (R25).</p> <p>The environmental considerations raised by this submission are noted and agreed. The officer recommends a wider 'ecological corridor' to connect the existing Bush Forever Site 492 to the wetland to the east.</p>

	<p>existing entry and drive past our house. The R60 would need a direct entry from Gibbs Rd (if not already planned) and plenty of parking if it goes ahead. The increase in traffic on Gibbs, plus increase in number of children crossing to attend Harmony Primary (this is in Harmony PS zone) could be an issue. Drivers constantly speed over 50km on Gibbs Rd near Aurora Ave, with police frequently setting up radars. I would recommend a flashing speed sign displaying driver's speeds or some consideration here if this development gets the green light. Also worth noting, there are trees that black cockatoos feed from (perhaps not when the survey was completed) that are in the proposed cleared area. Why can't you leave all of the important feeding trees for these endangered animals? No reptiles were mentioned in the report that I could see. We get a type of monitor lizard here, tiger snakes and dugites, all of which have been in my garden. Plus many bandicoots.</p>	
--	---	--



			
25	Confidential	OPPOSE: We need to keep as much as our bush land as possible. It's being over run with housing. Lots of animals live in the bush area and soon won't have anywhere to go.	Noted. The officer recommends a wider 'ecological corridor' to connect the existing Bush Forever Site 492 to the wetland to the east.

26	Confidential	OPPOSE: I walk around the bush regularly and would like to see it kept that way. Maintain the animal and plant habitat. Too many green area's are being destroyed.	Noted. The officer recommends a wider 'ecological corridor' to connect the existing Bush Forever Site 492 to the wetland to the east.
27	Confidential	OPPOSE: No R60	Noted. The officer recommendation seeks to reduce the density of the proposed structure plan from R30 to R25. It is considered that this lower density is more appropriate and in keeping with the surrounding area. Some higher density R60 is proposed adjacent to proposed Public Open Space sites, however these are limited in number with the predominant density being low (R25).
28	Confidential	OPPOSE: There is no provision for a "park". As it is our children have to cross the very busy Russel/Gibbs road to access a "park". The high density R60 together with at least another 100 dwellings is going to increase traffic flow considerably- I do not feel that current roads will sustain this traffic safely- (people will most certainly not exit the freeway and enter at the newly proposed street, Sanctity link will become overloaded.)	Noted. The officer recommends that the developer provide a Public Open Space area for recreational purposes. An attachment to this council report shows two options for additional recreational spaces. The City's Traffic Section do not consider that the increase in traffic along Gibbs Road would be significant enough to warrant upgrades.



29	Confidential	OPPOSE: Imposing severe impact to native wildlife who are losing their habitat and being killed by the effects of roads and infrastructures	Noted. The officer recommends a wider 'ecological corridor' to connect the existing Bush Forever Site 492 to the wetland to the east.
30	Confidential	<p>OPPOSE:</p> <p>This submission has been redacted to protect the identity of the submitter, who requested confidentiality.</p> <p>1. Relevant Background & Summary</p> <p>1.1. I own the property at [REDACTED] (Property).</p> <p>1.2. I refer:</p> <p>(a) your correspondence dated 4 September 2020, ref 110/217; and</p> <p>(b) The Proposed Structure Plan - Lots 11, 74 and 9046 Beenyup Road, Banjup and the Structure Plan (which is accessible at https://comment.cockburn.wa.gov.au/60875/widgets/307872/documents/179648/download (Proposed Structure Plan))</p> <p>1.3. I have read the Proposed Structure Plan in detail and I oppose the proposal for the following reasons:</p> <p>(a) My family first acquired the Property as vacant land to be the forever home of my parents to live out the remainder of their lives, the vacant land was purchased in the name of my father [REDACTED]. I purchased the property from my father and my brother in November 2015 and reside at the property with my parents and my two children to allow me to care for my parents during their old age and declining health. The decision to purchase the land relied on the land sales information and maps which stated that the land south of Gibbs Road East was "Bush Forever". Development of the land in accordance with the Proposed Structure Plan shall:</p> <p>(i) be in contravention of the land sales representations made to my family – and relied upon by us – prior to acquiring the Property;</p> <p>(ii) negatively impact the semi-rural lifestyle, and quality of life, that was a fundamental reason for the purchase of the Property; and</p> <p>(iii) negatively impact the quality of the environment surrounding my home, and my family's enjoyment of that surrounding environment.</p> <p>(b) Certain assertions made in the Proposed Structure Plan are misleading and dissuade legitimate concerns being considered by, or raised about it by the community;</p> <p>(c) The data on which the Traffic Assessment report relies upon is out-dated, and to extent the Proposed Structure Plan places any reliance on the Traffic Assessment report, is flawed;</p> <p>(d) The proposed connection road at the north of the Proposed Structure Plan on to Gibbs Road East will create hazardous road conditions, negatively affecting local residents and road users. This would be in contradiction of <i>Liveable Neighbourhoods</i> principles. I am gravely concerned about the risk to safety it poses specifically to my home and my family; and</p> <p>(e) Development of the land in accordance with the Proposed Structure Plan will negatively impact the value of my Property.</p> <p>2. Bush Forever designation</p> <p>2.1. The Property was acquired relying on the land sales information and maps which stated that the land south of Gibbs Road East (Relevant Area) was designated as "Bush Forever" land.</p>	<p>Unfortunately, the City of Cockburn cannot control how property is sold and it is recommended that all potential buyers undertake due diligence prior to purchasing property. These matters are civil, between the seller and purchaser, and cannot be resolved by the current structure plan proposal.</p> <p>Notwithstanding the above, the officer has recommended significant changes to the lodged proposal which may address the majority of concerns raised by this submission.</p> <p>Firstly, the officer recommends a wider 'ecological corridor' to connect the existing Bush Forever Site 492 to the wetland to the east. The 'Bush Forever' designation only applies to land within the regional reserve, <i>Banksia Eucalypt Woodland Park</i>. The designation of 'Bush Forever' is a State Government consideration which is not controlled by the City of Cockburn. The officer recommends Lot 74 (southern end of the structure plan) become a Local Reserve, which will retain the land as an ecological corridor for conservation purposes (notwithstanding that it is not designated by the State as 'Bush Forever'). The road network has been considered in detail</p>

		<p>2.2. As is stated in the Proposed Structure Plan, the Bush Forever nomination of the Relevant Area on land sales documentation was supported by Bush Forever publications, including the City of Cockburn Southern Suburbs District Structure Plan (2002). Contrary to that stated in the Proposed Structure Plan, it was not just the southern portion of the Proposed Structure Plan that was identified as potential Bush Forever as per the "Bush Forever Information Sheet published in July 2002" which indicates the potential Bush Forever site as having a northern boundary of Gibbs Road / Gibbs Road East.</p> <p>2.3. Any development of land east of the termination point of Gibbs Road (where it becomes Tapper Road) before the intersection and beginning of Gibbs Road East clearly contravenes the representations made to my family which was relied upon prior to acquiring the Property.</p> <p>2.4. The selection and purchase of the lot at [REDACTED] included:</p> <ul style="list-style-type: none"> (a) that the land south of Gibbs Road East opposite the lot was specified "Bush Forever"; (b) the character of the native bushland of the land south of Gibbs Road East opposite the lot; (c) the construction of our bespoke luxury two storey home with a front facing second story balcony overlooking the bushland, which was purposefully designed by my father, who is an avid bird watcher; (d) the birdlife that access the land south of Gibbs Road East opposite the lot, and consistently access our gardens at [REDACTED] <p>2.5. Development of the land in accordance with the Proposed Structure Plan - especially including the connection road to Gibbs Road East immediately opposite my property - shall negatively impact the quality of the environment surrounding my home and my family's enjoyment of that surrounding environment. In this respect, I note that the Relevant Area is in immediate proximity to my Property, it provided it with a semi-rural / natural bush ambience, which is particularly important to me and more particularly my parents, who have resided in the property since construction, and have created and spend many hours maintaining a wonderfully bright and colourful front garden to encourage visits from the local bushland birdlife, which brings them much joy.</p> <p>3. Misleading statements made</p> <p>3.1. The assertion in the Proposed Structure Plan that the City of Cockburn Southern Suburbs District Structure Plan (2002) is considered to be "irrelevant" is both incorrect and misleading. My family acquired the Property, when the land in the area had been released for sale as vacant lots. As the Cockburn Southern Suburbs District Structure Plan (2002) was referenced by my family (and in fact relied upon) in deciding whether to purchase the Property, it is neither lawful or accurate to assert that it's "irrelevant" merely because it does not suit the Proposed Structure Plan Developer's preferences. Local residents who placed reliance on that document will no doubt have legal recourse for any reliance they placed on that information to their detriment.</p> <p>3.2. Separately, I note the Proposed Structure Plan asserts that "... planning and development in the locality has significantly advanced ..." and that the Southern Suburbs District Structure Plan Stage 2 Banjup is "... considered to be somewhat 'dated'." This assertion contradicts the current City of Cockburn Town Planning Scheme No. 3 (District Scheme)¹ which specifies the boundaries and limits of land for Residential development. This document illustrates that the residential land development boundary terminates at Gibbs Road (where it becomes Tapper Road) before the intersection and beginning of Gibbs Road East - which further supports and evidences "bush forever" designation of the Relevant Area.</p> <p>3.3. I further note that correspondence was previously issued by the City of Cockburn to advise that previous applications to develop the land of the Proposed Structure Plan had been rejected, including for recognition that Harvest Lakes land sales documentation had specified the land south of</p> <p>¹ Reference: Town Planning Scheme Map No. 17 of 23, Version No 1, dated 22 July 2019</p>	<p>to ensure that the connecting point at Gibbs Road is safe and that no further entry points are proposed onto Gibbs Road, as it is clear from submissions that this is a real concern for residents. The City's traffic engineers have advised that Gibbs Road is a low traffic environment (even after inclusion of additional residential housing), and presents low peak traffic volumes. It is everyone's responsibility to abide by the speed limits and this behaviour will not be influenced by further residential development.</p> <p>The City agrees that the applicant has not sufficiently addressed the <i>Southern Suburbs District Structure Plan (2002)</i> in their proposal, instead referring to it as 'somewhat dated.' The City does not agree with this assertion and has therefore recommended modifications to the proposal prior to it being considered by the Western Australian Planning Commission (WAPC). To clarify, the <i>Southern Suburbs District Structure Plan</i> showed the southern portion of the site (Lot 74) as potential 'Bush Forever'. The Town Planning Scheme zones the both Lot 11 and Lot 74 'Development'. The 'Development' zone provides a mechanism to assess structure plans and consider matters such as environment, bushfire, road networks etc. and it is expected that the applicant address the objectives of the District Level Structure Plan in their proposal.</p> <p>The subject proposal involves structure planning of the western portion of Lot 11 and Lot 74 Beenyup Road, Banjup and a balance of title Lot 9046 Prosperity Loop, Aubin Grove and should be considered on its merits (notwithstanding past planning decisions). It is noted that the remaining</p>
--	--	--	--

		<p>Gibbs Road as "Bush Forever". Curiously, no reference to this information and these past decisions (and the rationale for them) have been provided to local residents as part of the current Proposed Structure Plan.</p> <p>3.4. As a result the Proposed Structure Plan contains various assertions and omissions (especially in relation to the development of the land south of Gibbs Road East) that clearly mislead local residents affected by the Proposed Structure Plan, and only serves to dissuade them from raising valid objections they may otherwise be minded to make (which could frustrate the objectives of the Proposed Structure Plan's proponents) by not alerting them to important factors they need to make an informed decision.</p> <p>4. Connection road to Gibbs Road East shall create hazardous road conditions</p> <p>4.1. The intersection of Gibbs Road East, Tapper Road and Gibbs Road has been the location of numerous accidents, not otherwise common to the suburb. Major incidents have included:</p> <ul style="list-style-type: none"> (a) A vehicle running along the barrier fencing of the drainage pit, then across the intersection and halted on the road verge on the opposite side of the road. The barrier sign passed through the windscreen almost decapitating both driver and passenger. (b) A vehicle destroying [REDACTED] boundary gardens and collision with (and the resulting collapse of) the boundary wall of their property. (c) Two instances of vehicles failing to corner the intersection, forcing through the barrier fencing, and landing into the drainage pit. (d) Numerous instances of vehicles pulling in front of, and colliding with Tapper Road – Gibbs Road traffic. <p>4.2. All the above accidents have been the result of:</p> <ul style="list-style-type: none"> (a) failing to slow sufficiently prior to turning east from Tapper Road into Gibbs Road East; or (b) failing to slow sufficiently prior to turning west from Gibbs Road East into Tapper Road (and subsequently Gibbs Road). <p>4.3. Many drivers using the roads are observed to rapidly accelerate from the intersection:</p> <ul style="list-style-type: none"> (a) west from the intersection, along Tapper Road (and subsequently Gibbs Road) in the direction of Kwinana Freeway; and (b) east from the intersection, along Gibbs Road East. <p>4.4. As my house is one house away from the intersection, have observed the results of accidents at the intersection, the poor driving behaviours regularly and consistently demonstrated, and many near misses – especially where drivers turning east and along Gibbs Road East do not give consideration to local residents turning in to their driveways, and regularly swerve dangerously to the opposite side of the road to go around turning / slowing vehicles and/or avoid rear-ending a vehicle that they did not anticipate would slow or turn.</p> <p>4.5. The connection road to Gibbs Road East of the Proposed Structure Plan would result in vehicles regularly pausing on Gibbs Road East <u>immediately following the Gibbs Road East-Tapper Road-Gibbs Road intersection</u> to give way to oncoming traffic (on Gibbs Road East travelling west) to turn right into the connection road. There will be significant risk of road accidents if the new intersection is positioned as per the Proposed Structure Plan.</p> <p>4.6. The Traffic Assessment within the Proposed Structure Plan states that the connection to Gibbs Road is anticipated to result in increased traffic movements distribution of more than 700 vehicles per day and more than 70 vehicles per hour in peak hours. We further note that:</p> <ul style="list-style-type: none"> (a) the Traffic Assessment report was published in 2016 and incorporates (and relies upon) traffic count data from traffic counts conducted by the City of Cockburn in 2009; (b) a large portion of the locality's housing had not been constructed at the time of the traffic counts conducted by the City of Cockburn in 2009; 	<p>land to the east (south of Gibbs Road to the east) is located within the 'Resource' zone and is not permitted to be developed as a residential estate, as it is zoned for rural purposes.</p> <p>Despite property values being a natural concern for residents, this issue is not considered a valid planning consideration and therefore cannot be used as a basis for refusing development.</p>
--	--	--	--

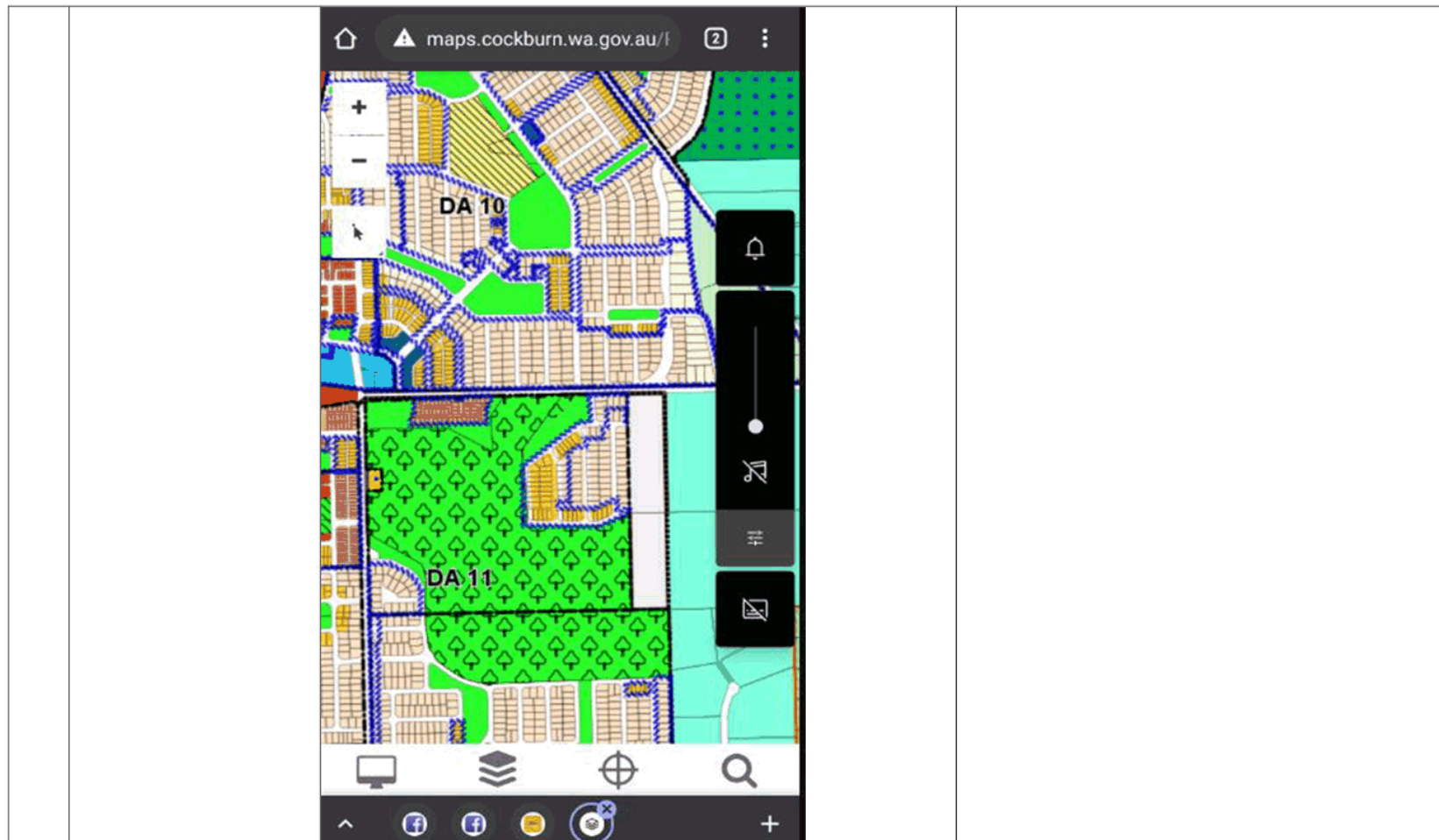
		<p>(c) vehicular traffic has materially increased on Gibbs Road / Tapper Road and Gibbs Road East since 2009, particularly since 2016.</p> <p>4.7. The data on which the Traffic Assessment report relies upon is out-dated, and to extent the Proposed Structure Plan places any reliance on the Traffic Assessment report is flawed, especially as to conclusions stated regarding:</p> <p>(a) the extent of vehicular movements, and their effects on road network traffic;</p> <p>(b) the capacity of the road network;</p> <p>(c) the safety of interconnecting road design; and</p> <p>(d) the impact upon local residents and the neighbourhood.</p> <p>4.8. The proposed connection road at the north of the Proposed Structure Plan on to Gibbs Road East will create hazardous road conditions, negatively affecting local residents and road users. This would be in contradiction of <i>Liveable Neighbourhoods</i> principles.</p> <p>5. Negative impact on the valuation of my property</p> <p>5.1. In the circumstances, each of the following features and/or implications of the Proposed Structure Plan separately, and certainly the combination of them together, has a direct, material negative impact on the value of my Property:</p> <p>(a) development of the bushland opposite my property;</p> <p>(b) loss of character and quality and environment surrounding property;</p> <p>(c) location of a road intersection immediately opposite my property; and</p> <p>(d) the increased road traffic adjacent to my property.</p> <p>5.2. Accordingly, should the Proposed Structure Plan be approved in its current form, I will have little choice but to seek compensation for the damages/loss of value caused to my Property.</p> <p>5.3. Further should, any traffic incidents on the nature described above occur following the implementation of the Proposed Structure Plan in its current form affecting my Property, I reserve the right to adduce this letter in evidence to support and/or establish the reasonable foresee-ability of those accidents.</p>	
31	Confidential	<p>SUPPORT: I (as a private individual) fully support the proposed development and increased housing density around infrastructure hubs such as the Kwinana Fwy and Aubin Grove Train Station, which are just 1km away thus within easy walking distance.</p> <p>Similarly, the location is a short drive from shopping centres, schools and even the Fiona Stanley Hospital. For a growing city, developments such as these (whilst admittedly having some impact, i.e. the clearing of trees) enhance the efficiency of transport and day to day living and thus minimise the city-wide impact to the natural environment. I believe that this development will have negligible impact on my rural amenity as a Banjup resident. A significant buffer of undeveloped land/bush will remain between it and most rural lots on Beenyp/Gibbs Rd. The one exception is #41 Hausen Court</p>	<p>Noted.</p> <p>The proposed structure plan is being advertised to receive public comment on the proposal. Other Council matters (such as rural bulk waste collection) cannot be resolved as part of the consideration of this proposal.</p>

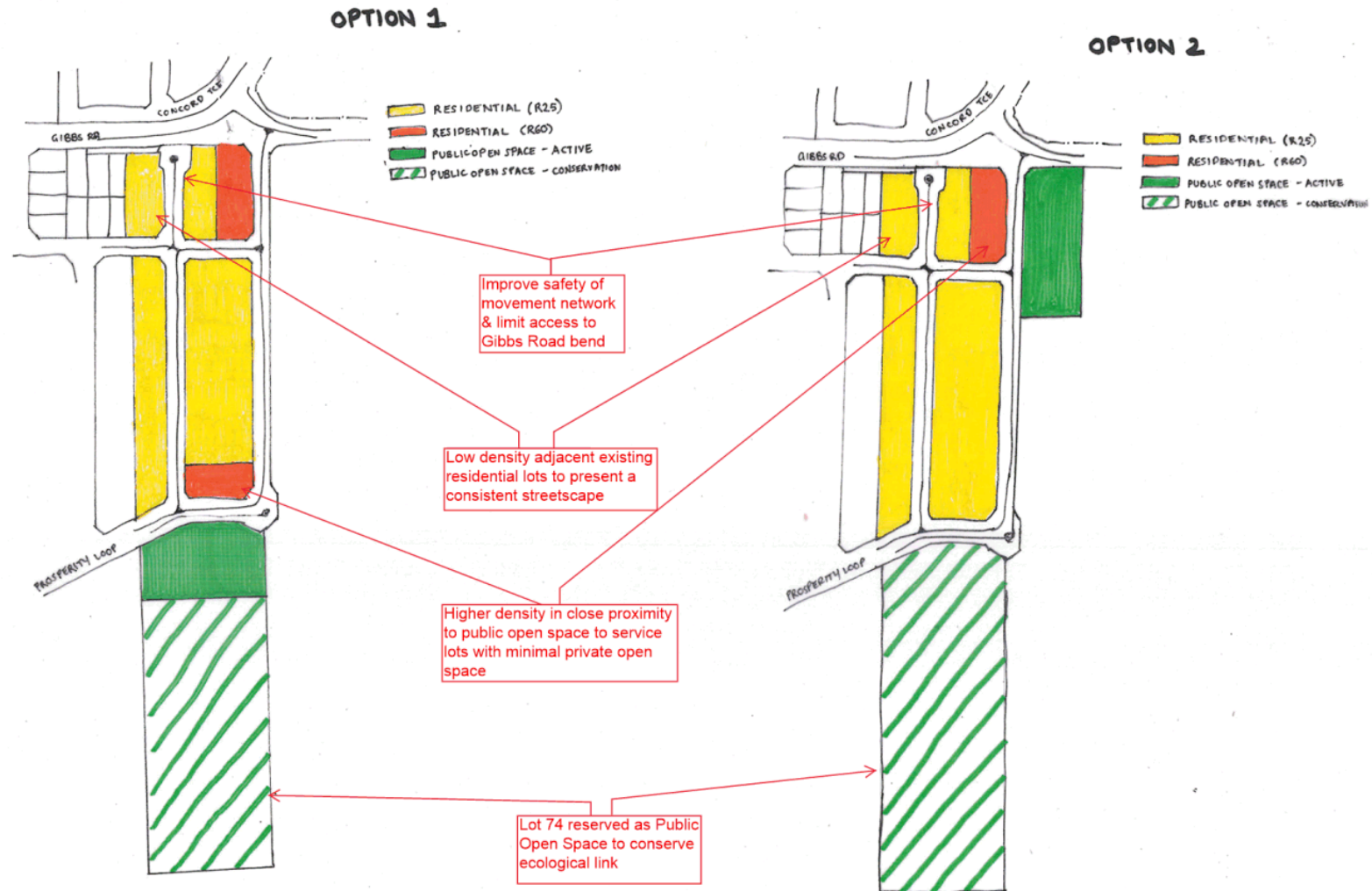
		<p>and I suggest you recommend measures to reduce the visual impact to them, such as the installation of a wall or significant screening vegetation. Committing over 2/3 of the development area to a reserve, potentially open for public access is an excellent initiative, I look forward to Council providing paths and being able to walk through the area in future. Providing a linking footpath along the northern side of Gibbs Rd to the Shirley Balla Swamp reserve would make increasing sense, encouraging urban dwellers to go for walks and enjoy the natural bush. Also for your consideration is the vegetation management of bushland on rural lots adjacent to higher density housing, i.e. rural landowners often used bonfires when cutting down dead trees and reducing fuel load. It is not practical to phone an entire street to warn them when you're going to light a fire in the unrestricted burning period. E.g. rural properties at the end of Hausen Ct are about 100-150m away from the development. I can see this causing future conflict, washing on line, children with asthma etc. Perhaps council need to consider a rural bulk green waste collection service for those living on the buffer of rural and urban?</p>	
32	Confidential	OPPOSE: I Oppose the proposal	Noted.

33	Stephen Prince and Juliet Stratton 11 Astounding Way, Aubin Grove	<p>OPPOSE: The reason we oppose the proposal is as follows:</p> <ul style="list-style-type: none"> • Due to the lot width being narrower than the lots in Astounding Way (as they are R30 vs R20, we would have 2 houses that will overlook our backyard and home, especially if they are two storey. As the land is sloped and is also higher than our property, there is increased likelihood of being overlooked. We already face this with the entertaining area at 13 Astounding Way being higher than our property, and this issue is likely to be tripled. This issue with raised land next door has already had a detrimental effect on our health and wellbeing with the increased noise levels, as can be ascertained with the calls to CoSafe, and noise monitoring equipment being installed by Environmental Health Officers from the City of Cockburn. Multiple phone calls were also made to WA Police. • Many birds use the bushland as a habitat. We feel that any new development will adversely affect the flora and fauna of the area. • The bushland acts as a noise buffer from Beenyp Road, reducing the bushland will increase the noise level. This in conjunction with new roads being built for the development will be additionally detrimental to our wellbeing and the overall family environment of our neighbourhood. <p>Overall, we feel this level of development is too great for this area. We would be more open to considering a development if this were more in line with the block sizes that currently exist on Beenyp Road (Banjup end).</p>	<p>Noted. The officer recommends a reduced density from R30 to R25, with some R60 to be located away from existing residential development. The land level differences on this block are significant and will be required to be addressed at the subdivision stage to ensure the newly developed block 'ties in' with existing residential land as much as possible. Noise disputes between neighbouring properties cannot be resolved by this proposed structure plan, and it is no guarantee that similar issues would occur with new neighbours.</p> <p>The environmental considerations raised by this submission are noted and agreed. The officer recommends a wider 'ecological corridor' to connect the existing Bush Forever Site 492 to the wetland to the east.</p>
----	---	--	--



34	Luke Johnson 25 Astounding Way, Aubin Grove	<p>OPPOSE: The zoning classification of R60 should be reduced to r30 as per the rest of the development for the following reasons.</p> <p>1) This area is not near transport hubs or shops where you would usually see the R60 zoning.</p> <p>2) The area is surrounded by extreme bushfire risk area and having high density zoning will increase the threat to lives (both residents and fire emergency service personnel) and property if a fire was to occur.</p> <p>3) Gibbs road is already struggling with traffic adding high density living to the area would increase this problem.</p> <p>4) R60 zoning has not been considered in the surrounding 750m.</p> <p>5) high density zoning in areas of stand alone housing decrease property value.</p>	<p>Noted. The officer recommends a reduced density from R30 to R25, with some R60 to be located away from existing residential development. The officer also recommends reserving Lot 74 (southern development 'finger') as an ecological corridor, as this area is not recommended for additional residential housing.</p>
----	---	--	---





14.2 (2021/MINUTE NO 0005) DESIGN REVIEW PANEL (DRP) – APPOINTMENT OF MEMBERS 10 MARCH 2021 TO 10 MARCH 2023

Author L Santoriello

Attachments 1. Design Review Panel 2021-2023
(CONFIDENTIAL)

RECOMMENDATION

That Council:

- (1) in accordance with *Schedule 'A' – supplemental provisions to the Deemed Provisions of Town Planning Scheme No. 3–80b "Advisory Committees"*, appoint two (2) 'Advisory Committees' to comprise the City of Cockburn 'Design Review Panel(s)', with a total of six (6) members;
- (2) appoint the Chair of the City of Cockburn Design Review Panel(s) in accordance with the person identified as the City of Cockburn Design Review Panel(s) Chair under the attached Confidential Item (refer Confidential Attachment 1) for a two year term concluding on 10 March 2023;
- (3) appoint a total of five (5) additional members in accordance with the persons identified as Design Review Panel Members under the attached Confidential Item (refer Confidential Attachment 1) as the members of the City of Cockburn Design Review Panel(s) for a two year term concluding on 10 March 2023; and
- (4) direct officers to formally, and individually, advise those who applied of Councils decision, and publish this on the website.

COUNCIL DECISION

MOVED Cr K Allen SECONDED Cr P Eva

That the recommendation be adopted.

CARRIED UNANIMOUSLY 9/0

Background

At the 14 April 2016 Ordinary Council Meeting, Council resolved to establish a Design Review Panel (DRP) in accordance with the provisions of Town Planning Scheme No. 3 (TPS 3) for the purposes of providing independent expert design review advice for complex planning proposals.

Local Planning Policy 'LPP 5.16 Design Review Panels' was adopted by Council and provides terms of reference for the panel.

On 14 February 2019, Council resolved to reappoint the City's then Chair and remaining DRP members, with a total of five (5) members. This appointment concludes on 10 March 2021. Accordingly, the City



invited Expressions of Interest (EOIs) from the public, including key technical experts, to be part of the City's DRP in late 2020. In addition the EOI was published on the City's website and via the Cockburn Gazette, for a period of four weeks.

This report provides a formal record of the EOI process, which concluded on 23 December 2020, in addition to the City's recommendations to Council for 2021 to 2023 DRP appointments.

Submission

There were a total of 19 EOI (refer Confidential Attachment 1).

Report

Why have a DRP?

The Department of Planning, Lands and Heritage Office of the Government Architect *'Design Review Guide'* indicates:

"Research from the UK, Europe and the US demonstrates that investment in good design generates significant economic and social value."

Collectively, the studies provide evidence that good design has positive impacts in the areas of crime prevention, housing amenity - resident well-being, healthcare - patient recovery, education outcomes, and business productivity.

In addition, integrating design review into the planning system is a key component of the implementation and operation of *State Planning Policy 7.0 Design of the Built Environment (SPP 7.0)*. Good design is a State Government Policy objective and supporting our DRP is therefore recognised internationally as "best practice" in how to best achieve "good design".

Good design is not a subjective idea; it can be defined and measured. Notions of design quality extend beyond taste, style and appearance, to encompass functionality, sustainability, response to context, structural integrity, flexibility in use, and cost efficiency, both during construction and over the life of the building.

Good design results in an environment that performs well for all users and the broader community. This approach provides flexibility for developers to deliver improved project and site-specific outcomes as well as benefits for the broader community. It provides latitude for skilled and experienced proponents to pursue innovative solutions.

It was challenging prior to the introduction of the DRP process for statutory planning officers (at the City) to achieve the above objectives; as the planning framework, in part, has been focussed on compliance



with specific standards and metrics as opposed to encouraging “good design”.

Fortunately, design review has been incorporated into the City’s planning framework which generally takes place as early as possible in the development process. In most cases the DRP process takes place prior to the applicant’s final plans being submitted for assessment to the City.

During the DRP process planning officers from the City provide input on the standards and metrics to ensure the DRP and the applicant incorporate statutory measures into the design stage.

Prior to the DRP process, developers were reluctant to make changes to proposed plans to avoid increased costs and time delays. In some instances, developers were reluctant to take design advice from town planners (who are not suitably qualified in the areas of architecture, urban design, landscape architecture etc.)

As such, the DRP supports statutory planners with an expert panel to help guide the early stages of development, prior to formal lodgement. The developers benefit under DRP from incorporating expert independent advice prior to the finalisation of their proposals, which is in keeping with their interests.

The net benefit of DRP in this context is to allow increased assessment efficiency and timeliness (in line with our KPIs). Planners can focus more on the statutory obligations at assessment stage with the security of the design considerations being addressed prior to lodgement.

Improving design quality of the built environment has been proven to have a positive impact for the local community. Our DRP has proved to date to be of significant benefit to developers and the community, and has helped City officers negotiate win/win good design outcomes.

It is recognised that the benefits of good design are multiple and varied. Assessing design quality as part of the planning approval process allows the City to fully harness the opportunities offered by new development while ensuring that maximum benefit is delivered to all.

Who can be a Panel Member?

The DPLH Design Review Guide for local governments to set up and operate design review processes specifies:

“To be independent and apolitical, the local government should not appoint decision-makers, its own elected members or officers to its Design Review Panel. However, key local government planning (and other) officers should participate in all design reviews in an advisory capacity and to provide administrative and governance support.”

For design review to be effective, it must be resourced appropriately and conducted in a manner that is fair, robust and credible. There are 10 ‘best practice’ principles of design review.



With regard to the above heading, a Design Review Panel should be:

- [Expert]: Carried out by suitably trained people who are experienced in design and know how to critique constructively.
- [Multi-disciplinary]: An Independent DRP combines the different perspectives of architects, urban designers, planners, landscape architects, engineers and other specialist experts to provide a complete, rounded assessment.
- [Advisory]: The DRP does not make decisions, but offers impartial advice that informs recommendations to the people who do.
- [Accessible]: Recommendations arising from the DRP are clearly expressed in terms that design teams, decision-makers and the public can all understand and make use of.

In addition, the City's Design Review Panel Local Planning Policy 5.16 (LPP 5.16) specifies:

"A person who is currently employed by the City of Cockburn or who is an Elected Member of the Cockburn Council is not eligible for appointment as a member of the Panel."

What qualifications, experience and skillset is the City looking for from the 2021–2023 DRP?

As discussed, an Independent DRP combines different perspectives from architects, urban designers, planners, landscape architects, engineers and other specialist experts to provide a complete, rounded assessment.

The City is looking for suitable candidates who ideally have multiple areas of qualifications as listed above (i.e.: an architect who is also an urban designer and/or landscape architect etc.). In addition to qualifications, candidates should ideally have relevant experience on other DRPs (whether nationally or internationally). This would ideally place the DRP members in a position where they are suitably qualified, experienced and skilled at the DRP process.

Good design delivered in a high level customer service way is a key driving objective of the City as described earlier in this report. Having a suitably qualified, experienced and skilled independent panel that complement each other is the driving objective in seeking to select the 2021–2023 DRP.



What are the qualifications and professional experiences of the recommended Expression of Interest candidates?

The recommended DRP for 2021–2023, as identified in Confidential Attachment, have the following combined experience, including but not limited to:

- WA State Design Review Panel
- City of Fremantle Design Advisory Committee
- City of Vincent Design Review Panel
- City of Stirling Design Review Panel
- City of Swan Design Review Services
- City of Nedlands Design Review Services
- City of Wanneroo Design Review Panel
- City of Kalamunda Design Review Panel
- City of Perth Design Advisory Committee
- City of Joondalup Design Review Panel
- Mosman Park Design Advisory Panel
- Design Review Panel – Victoria Park
- Design Advisory Committees for various Universities
- West Australian, New South Wales, Victorian, and South Australian State Design Review Panels
- MRA Design Review Panel
- Joint Development Assessment Panels Member (JDAPs)

The following combined qualifications, including but not limited to;

- Professor of Architecture at various universities; Various State Government Architect positions around Australia; Fellowship and Members of the Australian Institute of Architects; Registered Architect WA, NSW, UK, Architectural Association, London; Board of Architects Registration; Bachelor of Architecture, University of Western Australia and Curtin University School of Technology
- Bachelor of Landscape Architecture, University of Western Australia; Honorary Fellow Australia Institute of Landscape Architects
- Registered Planner - Fellow, Planning Institute of Australia (PIA)
- Bachelor of Applied Science at Curtin University School of Technology
- Various other Certificate level qualifications in Business Leadership, Urban Design, Project Management, Project Economics and related areas.
- Green Star Accreditation
- Membership to Disability Acts Organisation.

As listed above, the proposed DRP for 2021-2023 has a very comprehensive and impressive area of expertise, qualifications and experience. This combined skillset is seen as being a key driver of the success of the City of Cockburn's Statutory Planning team and our quest for good design development outcomes as defined earlier in this report.



The DPLH Design Review Guide for local governments to set up and operate a design review process specifies that local governments should ensure their DRP has a range of design and built environment expertise in one or more of the following disciplines:

- Architecture (essential)
- Landscape Architecture (essential)
- Urban Design (essential)
- Heritage
- Sustainability and Environmental Design
- Services Engineering
- Accessibility
- Transport Planning
- Planning
- Public Art
- Civil and/or Structural engineering

The guide suggests all DRP members should be eligible for registration and maintain good standing with their respective professional bodies. The proposed DRP meet this objective with the recommended panel members having good standing with their respective professional bodies. Additionally, the proposed DRP have a range of design and built environment expertise including the essential and additional above mentioned disciplines.

What processes did the City use to shortlist and recommend Design Review Panel Expressions of Interest to Council?

The City undertook a multiple-criteria analysis evaluation process to appraise the EOI and to make an informed recommendation to Council. This included, but was not limited to, qualifications, previous panel experience, relevant local government experience, proven ability and compatibility. The scores were tallied under the analysis which was used to inform the City's recommendation.

In addition to the above the City was guided by part 5.6.3 of the State Governments Design Review Guide to additional criteria, including but not limited to:

- *“Ability to analyse, evaluate and offer objective and constructive feedback on complex design quality issues in design review, for evaluation of complex development applications and on strategic planning matters; and*
- *Good written and verbal communication to ensure that advice provided to proponents is clear and concise.”*

The City is confident that the recommended list of EOI finalists exceeds City requirements and the requirements of the State. The City received a very skilled, experienced and highly sought after group of EOIs with the recommended six (6) being of a suitably high standard.

What are the sorts of proposals that the DRP have considered to date?

LPP 5.16 indicates the role of the DRP is to provide independent expert advice on the design quality of the following proposals:

- a) Any proposal including a building that is three (3) storeys or greater in height (above natural ground level), excluding single residential dwellings, grouped dwellings and industrial buildings;
- b) Any proposal with 20 or more multiple dwellings (apartments);
- c) Any proposal that meets the mandatory requirement to be determined by the Joint Development Assessment Panel, excluding grouped dwellings and industrial buildings;
- d) Any other proposal referred to the DRP by the Director of Planning and Development.

The below list provides an example of the sorts of proposals that have been presented to DRP in recent history. Noting that this list is not exhaustive:

- Mixed Use Residential and Commercial Development (154 Multiple Dwellings and 4 Commercial Units)
- 30+ Unit Development
- 28 Multiple Dwellings
- Local Centre Development
- 12 Apartment and 5 Townhouse Development
- Aboriginal Cultural and Visitors Centre
- Child Care Premises
- Aged Care Facility
- Community Club Premises + Sporting Playing Fields
- Pedestrian Bridge
- Fast Food Outlet

Feedback from applicants and developers who have been part of the DRP process has been positive and design outcomes as a result of the process have been extremely valuable to all. Accordingly the City wishes to continue with the DRP process.

Why is the 2020 to 2023 DRP Expression of Interest list confidential?

The City of Cockburn DRP EOI recommendation list is provided under this report as a Confidential Attachment. The recommendation list provides details of all the nineteen (19) EOIs and identifies the recommended six (6) DRP members, (including the Chair).

It is noted that LPP 5.16 specifies membership of the Panel shall comprise of up to five (5) persons. Additionally, 80B(3) of TPS No. 3 specifies:

“The Advisory Committee shall comprise no more than 5 members appointed by the local government and shall be chaired by a person elected by the Committee.”



This however is proving to be in need of reconsideration, from experience of City officers and to provide a contingency.

It can on rare occasion be difficult to secure the appropriate mix of members and at times members may need to declare a conflict of interest. Alternatively members may be unavailable for a meeting for various reasons or a member may resign/ conclude their membership. Notwithstanding the State guide specifies:

“The panel should consist of not less than four and not more than six members.”

On this basis, a recommendation of six (6) DRP members is considered appropriate for the City’s 2021-2023 DRPs and in keeping with the guidelines maximum range. With respect to the above scheme provision, it is recommended that Council appoints two (2) ‘Advisory Committees’ to comprise the City of Cockburn ‘Design Review Panels’ with a total of 6 members.

It is considered that revealing the recommended list publically would potentially reveal information about the affairs about all 19 applicants, including the City’s scores against each applicant. In addition, the list is a recommendation and is potentially subject to change.

It is recommended that City officers make contact with those applicants that were unsuccessful in their EOI application to provide feedback where requested.

Conclusion

In conclusion, the City’s DRP has been operating successfully and efficiently in accordance with proper and orderly planning and in line with the corporate objectives. Community feedback has indicated support for the existing DRP process.

The term of the existing DRP members will end as at 10 March 2021. It is important to finalise a new DRP prior to 10 March 2021 in order for the City to continue providing the DRP service for developers, applicants and the community.

DRP was initially set up in 2016 under a different planning framework. The State and local planning frameworks have changed in this time and a number of LG’s in WA have since incorporated their own DRP’s.

Whilst the local planning framework suggests 5 DRP members as a maximum the State planning framework suggests a maximum of 6. The City considers the need for 6 DRP members for the reasons outlined earlier in this report. Accordingly, it is recommended for Council to resolve to form two ‘Advisory Committees’ to comprise the City of Cockburn ‘Design Review Panel/(s)’ with a total of 6 members.

Finally, the City notes that upon recent review there is an opportunity to make improvements to the Scheme and local planning policy related to implementation and governance of the City's design review process.

The City has noted this to be addressed as part of the future Scheme review that is recommended and required following the approval of the City's draft Local Planning Strategy. Noting the draft Local Planning Strategy reported to the October 2020 OCM remains currently with the WAPC seeking support for formal advertising.

Strategic Plans/Policy Implications

Community, Lifestyle and Security

A vibrant healthy, safe, inclusive and connected community.

- Facilitate and support health, and well-being outcomes for our community.

Listening and Leading

A community focused, sustainable, accountable and progressive organisation.

- Provide high quality accessible customer service and experiences for all our community.

Budget/Financial Implications

The costs associated with operation of the panel are included in the Statutory Planning operational budget.

Legal Implications

N/A

Community Consultation

N/A

Risk Management Implications

Should Council not support the recommendation of a Design Review Panel, this will reduce the effectiveness of guidance, collaboration and peer review of significant proposals and will have a direct effect on quality design outcomes within across Cockburn.

As the current DRP concludes on 10 March 2021, and noting that the next OCM is 11 March 2021, it is crucial that this item is determined and not deferred from the 11 February 2021 Meeting.



Advice to Proponents/Submitters

It is recommended that Council direct officers to formally, and individually advise applicants of Council's decision.

Implications of Section 3.18(3) *Local Government Act 1995*

Nil.



15. FINANCE AND CORPORATE SERVICES DIVISION ISSUES**15.1 (2021/MINUTE NO 0006) PAYMENTS MADE FROM MUNICIPAL FUND - NOVEMBER AND DECEMBER 2020****Author** S Ng**Attachments**

1. Payments Listing - November 2020 [↓](#)
2. Payments Listing - December 2020 [↓](#)
3. Credit Card Expenditure Summary - November 2020 [↓](#)
4. Credit Card Expenditure Summary - December 2020 [↓](#)

RECOMMENDATION

That Council receive the list of payments made from the Municipal Fund for November and December 2020, as attached to the Agenda.

COUNCIL DECISION

MOVED Cr K Allen SECONDED Cr P Eva

That the recommendation be adopted.

CARRIED UNANIMOUSLY 9/0

Background

Council has delegated its power to make payments from the Municipal or Trust fund to the CEO and other sub-delegates under LGAFCS4. Regulation 13(1) of the *Local Government (Financial Management) Regulations 1996* requires a list of accounts paid under this delegation to be prepared and presented to Council each month.

It should be noted that the City no longer holds any funds within the Trust fund, following legislative amendments requiring public open space (POS) cash in lieu contributions to now be held in Municipal reserves.

Submission

N/A

Report

Given no Council meeting was held in January, this report includes payment details for both November and December 2020.



November 2020

A listing of payments made during November 2020 with a net total of \$13,441,180 is attached to the agenda for review. This comprises:

- EFT payments list (trade suppliers and others) - \$10,281,058;
- Payroll payments summary - \$3,078,665;
- Corporate credit card expenditure - \$73,762; and
- Bank and merchant fees - \$7,695.

Also attached is a separate listing of credit card spending during the month of October (settled in November), grouped by each cardholder. This includes transaction details for the Acting CEO spend total of \$157.30. This is being reported in line with an Office of the Auditor General “better practice” recommendation, given the CEO role reports directly to Council.

The City’s procurement spend with local City of Cockburn businesses has increased from 18% to 27% for November.

Expenditure with businesses located within the South West Group is also increased from 32% to 37%. This is an indication that Council’s Local Preference Procurement Policy continues to gain traction with the City’s business units and their procurement activities.

December 2020

A listing of payments made during December 2020 with a net total of \$17,465,892 is attached to the agenda for review. This comprises:

- EFT payments list (trade suppliers and others) - \$14,207,552;
- Payroll payments summary - \$3,121,231;
- Corporate credit card expenditure - \$96,976; and
- Bank and merchant fees - \$40,133.

Also attached is a separate listing of credit card spending during the month of November (settled in December), grouped by each cardholder. This includes transaction details for the Acting CEO spend total of \$233.71.

The City’s procurement spend with local City of Cockburn businesses reduced slightly from 27% to 25% for December, whilst expenditure with businesses located within the South West Group dropped slightly from 37% to 35%.

These results indicate that Council’s Local Preference Procurement Policy has been successfully adopted by the City’s business units in their procurement activities, despite there being a slight drop in the percentage of local work in December 2020.



Strategic Plans/Policy ImplicationsLocal Economy

A sustainable and diverse local economy that attracts increased investment and provides local employment.

- Support and promote the benefits of buying locally.

Listening and Leading

A community focused, sustainable, accountable and progressive organisation.

- Ensure good governance through transparent and accountable, planning, processes, reporting, policy and decision making.
- Deliver value for money through sustainable financial management, planning and asset management.

Budget/Financial Implications

All payments made have been provided for within the City's Annual Budget as adopted and amended by Council.

Legal Implications

This item ensures compliance with S6.10(d) of the *Local Government Act 1995* and Regulations 12 and 13 of the *Local Government (Financial Management) Regulations 1996*.

Community Consultation

N/A

Risk Management Implications

Council is receiving the list of payments already made by the City under delegation in meeting its contractual obligations. This is a statutory requirement and allows Council to review and question any payment that has been made.

Advice to Proponents/Submitters

N/A

Implications of Section 3.18(3) *Local Government Act 1995*

Nil



November 20 PAYMENT LISTING

MUNICIPAL & TRUST FUND

PAYMENT No.	ACCOUNT No.	PAYEE	PAYMENT DESCRIPTION	DATE	VALUE \$
EF134572	10152	Aust Services Union	Payroll Deductions	2/11/2020	1,065.80
EF134573	10154	Australian Taxation Office	Payroll Deductions	2/11/2020	483,591.00
EF134574	10305	Child Support Agency	Payroll Deductions	2/11/2020	895.39
EF134575	11001	Local Government Racing & Cemeteries Employees Union Lgrceu	Payroll Deductions	2/11/2020	82.00
EF134576	11857	Champagne Social Club	Payroll Deductions	2/11/2020	390.00
EF134577	11860	45S Club	Payroll Deductions	2/11/2020	14.00
EF134578	19726	Health Insurance Fund Of Wa	Payroll Deductions	2/11/2020	1,416.89
EF134579	25987	Toyota Fleet Management	Payroll Deductions - Novated Lease	2/11/2020	608.14
EF134580	26987	Cti Risk Management	Security - Cash Collection	2/11/2020	1,187.10
EF134581	27277	Department Of Water And Environmental Regulation	Quarterly Land Fill Levy	2/11/2020	16,224.80
EF134582	27874	Smartsalary	Salary Packaging/Leasing Administration	2/11/2020	11,344.01
EF134583	99997	Family Day Care	Fdc Payment We 01/11/2020	5/11/2020	46,452.46
EF134584	99997	In Home Care Payments	lhc Payments We 01/11/2020	5/11/2020	19,269.23
EF134585	26987	Cti Risk Management	Security - Cash Collection	10/11/2020	1,502.65
EF134586	26696	Chamonix Terblanche	Monthly Elected Member Allowance	13/11/2020	4,274.00
EF134587	27475	Lara Kirkwood	Monthly Elected Member Allowance	13/11/2020	454.31
EF134588	27871	Tom Widenbar	Monthly Elected Member Allowance	13/11/2020	1,854.83
EF134589	99996	Francina P Rodgers	Rates and Property related EFT Refunds	13/11/2020	200.00
EF134590	99996	Valerie Marie McMullan	Rates and Property related EFT Refunds	13/11/2020	25.83
EF134591	99996	Andrew And Sarah House	Rates and Property related EFT Refunds	13/11/2020	295.00
EF134592	99996	Housing Authority	Rates and Property related EFT Refunds	13/11/2020	648.80
EF134593	99996	Housing Authority	Rates and Property related EFT Refunds	13/11/2020	6,093.19
EF134594	99996	Andrea J Roelofs	Rates and Property related EFT Refunds	13/11/2020	785.55
EF134595	99996	Jason A Corner	Rates and Property related EFT Refunds	13/11/2020	215.26
EF134596	99996	Francesqa Levy	Rates and Property related EFT Refunds	13/11/2020	325.62
EF134597	99996	Abel Roofing & Abel Patios	Rates and Property related EFT Refunds	13/11/2020	147.00
EF134598	99996	Revenuewa	Rates and Property related EFT Refunds	13/11/2020	772.95
EF134599	99996	Revenuewa	Rates and Property related EFT Refunds	13/11/2020	778.74
EF134600	99996	Darren Durnin	Rates and Property related EFT Refunds	13/11/2020	200.00
EF134601	99996	Leonie J Ellis	Rates and Property related EFT Refunds	13/11/2020	1,743.93
EF134602	99996	Basil Augustine	Rates and Property related EFT Refunds	13/11/2020	1,832.64
EF134603	99996	Ross Edwards	Rates and Property related EFT Refunds	13/11/2020	10,000.00
EF134604	99996	Dinesh And Lenora Karki	Rates and Property related EFT Refunds	13/11/2020	569.02
EF134605	99996	Essential First Choice Homes	Rates and Property related EFT Refunds	13/11/2020	546.66
EF134606	99996	Perth Psychologists	Rates and Property related EFT Refunds	13/11/2020	342.00
EF134607	99996	Nunziata Senzio	Rates and Property related EFT Refunds	13/11/2020	1,714.96
EF134608	23250	Department Of Planning, Lands & Heritage	Dap Applications & Dap Fees	13/11/2020	26,575.00
EF134609	88888	Aigle Royal Developments	Bond refunds	13/11/2020	54,586.13
EF134610	88888	Danmar Homes Pty Ltd	Bond refunds	13/11/2020	2,375.00
EF134611	88888	Michael Dicks	Bond refunds	13/11/2020	500.00
EF134612	99997	Catherine Stuart	Senior Security Subsidy Scheme	13/11/2020	200.00
EF134613	99997	Raymond Carter	Senior Security Subsidy Scheme	13/11/2020	200.00
EF134614	99997	Shiatsu Massage Perth	Parent Massage At Teddy Bears Picnic	13/11/2020	270.00
EF134615	99997	Merryl Jewell	Senior Security Subsidy Scheme	13/11/2020	300.00
EF134616	99997	Marie Amaranti	Senior Security Subsidy Scheme	13/11/2020	40.00

EF134617	99997	Stephen Oxtoby	Senior Security Subsidy Scheme	13/11/2020	200.00
EF134618	99997	Coc Grants, Donations & Refunds	Grants, Donations & Refunds	13/11/2020	200.00
EF134619	99997	Veronica Benham	Senior Security Subsidy Scheme	13/11/2020	200.00
EF134620	99997	Aryo Stokes	Senior Security Subsidy Scheme	13/11/2020	180.00
EF134621	99997	Christopher Jolly	Senior Security Subsidy Scheme	13/11/2020	100.00
EF134622	99997	Geoffrey Bailey	Senior Security Subsidy Scheme	13/11/2020	200.00
EF134623	99997	Jean Taylor	Senior Security Subsidy Scheme	13/11/2020	300.00
EF134624	99997	Maureen Murray	Senior Security Subsidy Scheme	13/11/2020	200.00
EF134625	99997	Cancer Council	Pink Ribbon Day - 64713	13/11/2020	790.00
EF134626	99997	Josh Lucas	Bird Bath Rebate	13/11/2020	27.50
EF134627	99997	Ruari Jack Hughes	Compost Bin Rebate	13/11/2020	50.00
EF134628	99997	Josh Lucas	Compost Bin Rebate	13/11/2020	50.00
EF134629	99997	Margaret Zentner	Bird Bath Rebate	13/11/2020	45.00
EF134630	99997	Kyle Waters	Bird Bath Rebate	13/11/2020	47.25
EF134631	99997	Karon Buljan	Bird Bath Rebate	13/11/2020	12.50
EF134632	99997	Wayne Hollett	Bird Bath Rebate	13/11/2020	50.00
EF134633	99997	Carol Wilson	Invoice D000042625 - Carol Wilson	13/11/2020	97.60
EF134634	99997	Johann Manela	Refund Arc - Johann Manela	13/11/2020	50.00
EF134635	99997	Southern Christian Church	Small Events Sponsorship	13/11/2020	1,762.00
EF134636	99997	Ian Loh	Senior Security Subsidy Scheme	13/11/2020	200.00
EF134637	99997	Raymond Ryan	Senior Security Subsidy Scheme	13/11/2020	300.00
EF134638	99997	Andrew Almeida	Senior Security Subsidy Scheme	13/11/2020	200.00
EF134639	99997	David Arnold	Senior Security Subsidy Scheme	13/11/2020	300.00
EF134640	99997	Leigh Jordan	Senior Security Subsidy Scheme	13/11/2020	200.00
EF134641	99997	Arthur Whelan	Senior Security Subsidy Scheme	13/11/2020	200.00
EF134642	99997	Anthony Regan	Senior Security Subsidy Scheme	13/11/2020	200.00
EF134643	99997	Agnes Pavoni	Senior Security Subsidy Scheme	13/11/2020	200.00
EF134644	99997	Carol Wilson	Reimbursement Of Fees - Carol Wilson	13/11/2020	122.00
EF134645	99997	Ac & Jp Bannister	Invoice Cwmj1	13/11/2020	495.00
EF134646	99997	Paul De Bruin	Channel7 2020 Youth Awards Gala Night	13/11/2020	110.48
EF134647	99997	Marcus Harrold	Refund Docket H301785/1 - M Harrold	13/11/2020	65.00
EF134648	99997	Miss E Hansen	Arc Refund E Hanson - Speedos	13/11/2020	80.00
EF134649	99997	Johann Manela	Cockburn Arc Refund Request - J Manela	13/11/2020	50.00
EF134650	99997	Bibra Lake Primary	Acs7 - Donations To Schools	13/11/2020	235.00
EF134651	99997	Jandakot Primary	Acs7 - Donations To Schools	13/11/2020	250.00
EF134652	99997	Miss A Vidot	Refund Request Cockburn Arc - A Vidot	13/11/2020	18.00
EF134653	99997	Jakeb & Stephanie Gosting	Reimbursement For Ingredients Purchased	13/11/2020	46.27
EF134654	99997	Micah Walker	Entertainment Serv \$100 - Micah Walker	13/11/2020	100.00
EF134655	99997	Peter Hale	Entertainment Services \$600 - Peter Hale	13/11/2020	600.00
EF134656	99997	Tom Haste	Entertainment Serv \$600 - Tom Haste	13/11/2020	600.00
EF134657	99997	Coolbellup Community School	Donations To Schools Acs7	13/11/2020	235.00
EF134658	99997	Anna Valerio	Overcharged Fees - Anne Valerio	13/11/2020	45.00
EF134659	99997	Phoenix Primary School	Donations Acs7 - Bus Reimbursement	13/11/2020	253.00
EF134660	99997	Apix Law Pty Ltd	Invoice 20064 General Protections Claim	13/11/2020	10,000.00
EF134661	99997	Marie La Frenais	Reimbursement Of Fees - Master Of Busine	13/11/2020	1,725.00
EF134662	99997	Mrs Peggy Celine Khinsoe	Day Centre 1/10/2020 Overcharge	13/11/2020	28.00
EF134663	99997	Susan Day	Compost Bin Rebate - Susan Day	13/11/2020	45.00
EF134664	99997	Danica R Cullen	Compost Bin Rebate - Danica Cullen	13/11/2020	50.00
EF134665	99997	Jp&Dm Falzon	Compost Bin Rebate - Joseph Falzon	13/11/2020	50.00
EF134666	99997	Novus Operations	Invoice 82016901 - Novus Glass	13/11/2020	1,279.34
EF134667	99997	Jaqueline Beytel	Compost Bin Rebate	13/11/2020	50.00

EF134668	99997	Tristen Beier	Tristen Beier -Spring Fair Entertainment	13/11/2020	100.00
EF134669	99997	Harrison Chowdhurie	Spring Fair Entertainment - H Chowdhurie	13/11/2020	300.00
EF134670	99997	Nabila Nur Edina And Robert Larkins	Compost Bin Rebate - R Larkins	13/11/2020	50.00
EF134671	99997	J.L. Melsom	Compost Bin Rebate - Jillian Melsom	13/11/2020	50.00
EF134672	10047	Alinta Energy	Natural Gas & Electricity Supply	13/11/2020	23,635.45
EF134673	11794	Synergy	Electricity Usage/Supplies	13/11/2020	343,661.78
EF134674	10091	Aslab Pty Ltd	Asphalting Services/Supplies	13/11/2020	704.00
EF134675	10097	Blackwoods Atkins	Engineering Supplies	13/11/2020	349.80
EF134676	10118	Australia Post	Postage Charges	13/11/2020	28,768.37
EF134677	10184	Benara Nurseries	Plants	13/11/2020	4,715.09
EF134678	10207	Boc Gases	Gas Supplies	13/11/2020	115.21
EF134679	10212	Boss Bollards	Security Products	13/11/2020	129.80
EF134680	10221	Bp Australia Pty Ltd	Diesel/Petrol Supplies	13/11/2020	19,823.42
EF134681	10226	Bridgestone Australia Ltd	Tyre Services	13/11/2020	15,438.14
EF134682	10239	Budget Rent A Car - Perth	Motor Vehicle Hire	13/11/2020	1,089.00
EF134683	10244	Building & Const Industry Training Fund	Levy Payment	13/11/2020	67,245.02
EF134684	10246	Bunnings Building Supplies Pty Ltd	Hardware Supplies	13/11/2020	927.55
EF134685	10255	Cabcharge Australia Pty Ltd	Cabcharges	13/11/2020	877.88
EF134686	10333	Cjd Equipment Pty Ltd	Hardware Supplies	13/11/2020	2,508.45
EF134687	10346	Coates Hire Operations Pty Ltd	Equipment Hiring Services	13/11/2020	1,089.99
EF134688	10353	Cockburn Cement Ltd	Cement And Lime	13/11/2020	740.52
EF134689	10357	Cockburn Ice Arena	Entertainment Services	13/11/2020	300.00
EF134690	10358	Aussie Liquor Cockburn	Liquor Supplies	13/11/2020	1,346.69
EF134691	10359	Cockburn Painting Service	Painting Supplies/Services	13/11/2020	5,786.00
EF134692	10368	Cockburn Wetlands Education Centre	Community Grant	13/11/2020	750.00
EF134693	10375	Veolia Environmental Services	Waste Services	13/11/2020	8,553.79
EF134694	10459	David Gray & Co Pty Ltd	Mobile Garbage Bins	13/11/2020	5,202.63
EF134695	10483	Landgate	Mapping/Land Title Searches	13/11/2020	535.30
EF134696	10484	Department Of Mines, Industry Regulation And Safety	Building Services Levy	13/11/2020	86,402.87
EF134697	10528	Easifleet	Vehicle Lease	13/11/2020	368.56
EF134698	10535	Workpower Incorporated	Employment Services - Planting	13/11/2020	13,002.53
EF134699	10556	Institute Of Weight And Life Management P/L	Seminars/Training Services	13/11/2020	726.00
EF134700	10590	Department Of Fire And Emergency Services	Esl Levy & Related Costs	13/11/2020	20,003.12
EF134701	10597	Flexi Staff Pty Ltd	Employment Services	13/11/2020	3,738.35
EF134702	10611	Forpark Australia	Playground Equipment	13/11/2020	22,000.00
EF134703	10652	Georgiou Group Pty Ltd	Engineering Civil	13/11/2020	66,399.40
EF134704	10655	Ghd Pty Ltd	Consultancy Services	13/11/2020	7,432.68
EF134705	10708	Heavy Automatics Pty Ltd	Equipment Maintenance Services	13/11/2020	2,907.64
EF134706	10732	Horizons West Bus & Coachlines	Transportation Services	13/11/2020	401.50
EF134707	10879	Les Mills Aerobics	Instruction/Training Services	13/11/2020	2,702.61
EF134708	10888	Lj Caterers	Catering Services	13/11/2020	6,813.84
EF134709	10938	Maxwell Robinson & Phelps	Pest & Weed Management	13/11/2020	2,994.61
EF134710	10944	Mcleods	Legal Services	13/11/2020	13,816.67
EF134711	10991	Beacon Equipment	Mowing Equipment	13/11/2020	1,920.50
EF134712	11028	Neverfail Springwater Ltd	Bottled Water Supplies	13/11/2020	525.15
EF134713	11032	Noise & Vibration Measurement Systems	Measuring Equipment/Services	13/11/2020	367.40
EF134714	11036	Northlake Electrical	Electrical Services	13/11/2020	46,986.28
EF134715	11152	Fulton Hogan Industries Pty Ltd	Road Maintenance	13/11/2020	3,722.40
EF134716	11208	Quick Corporate Australia Pty Ltd	Stationery/Consumables	13/11/2020	2,295.01
EF134717	11235	Reinforced Concrete Pipes Pty Ltd	Concrete Pipe Supplies	13/11/2020	792.00
EF134718	11248	Ricoh Australia	Office Equipment	13/11/2020	83.56

EF134719	11307	Satellite Security Services Pty Ltd	Security Services	13/11/2020	8,500.92
EF134720	11308	Boss Industrial Formally Sba Supplies	Hardware Supplies	13/11/2020	1,303.60
EF134721	11375	Slater-Gartrell Sports	Sport Supplies	13/11/2020	1,003.86
EF134722	11449	Spearwood Florist Ultimate Co Pty Ltd	Floral Arrangements	13/11/2020	125.00
EF134723	11469	Sports Turf Technology Pty Ltd	Turf Consultancy Services	13/11/2020	11,962.50
EF134724	11483	St John Ambulance Aust Wa Operations	First Aid Courses	13/11/2020	1,029.00
EF134725	11511	Statewide Bearings	Bearing Supplies	13/11/2020	398.71
EF134726	11554	Taylor Marine	Marine Equipment	13/11/2020	1,026.30
EF134727	11619	Titan Ford	Purchase Of Vehicles & Servicing	13/11/2020	14,849.13
EF134728	11625	Total Eden Pty Ltd	Reticulation Supplies	13/11/2020	9,655.30
EF134729	11642	Trailer Parts Pty Ltd	Trailer Parts	13/11/2020	958.35
EF134730	11702	Villa Dalmacia Association Inc.	Spical Club Activities	13/11/2020	1,950.00
EF134731	11726	Wa Limestone	Limestone Supplies	13/11/2020	3,023.43
EF134732	11787	Department Of Transport	Vehicle Search Fees	13/11/2020	421.60
EF134733	11789	Walga	Advertising/Training Services	13/11/2020	100.00
EF134734	11793	Western Irrigation Pty Ltd	Irrigation Services/Supplies	13/11/2020	1,396.96
EF134735	11795	Western Power	Street Lighting Installation & Service	13/11/2020	2,653.00
EF134736	11828	Worldwide Online Printing - O'connor	Printing Services	13/11/2020	5,430.06
EF134737	11841	Yangebup Family Centre Inc	Venue Hire / Grants & Donations	13/11/2020	1,637.00
EF134738	11854	Zipform	Printing Services	13/11/2020	4,423.89
EF134739	12153	Hays Personnel Services Pty Ltd	Employment Services	13/11/2020	7,744.34
EF134740	12672	Norman Disney & Young	Consultancy Services	13/11/2020	3,850.00
EF134741	13462	Ati-Mirage Pty Ltd	Training Services	13/11/2020	5,544.00
EF134742	13558	Engineering Technology Consultants	Consultants Services	13/11/2020	2,670.25
EF134743	13563	Green Skills Inc	Employment Services	13/11/2020	12,691.11
EF134744	13779	Porter Consulting Engineers	Engineering Consultancy Services	13/11/2020	1,650.00
EF134745	13849	Mcmullen Nolan Group Pty Ltd	Surveying Services	13/11/2020	13,123.00
EF134746	13860	Krs Contracting	Waste Collection Services	13/11/2020	6,649.50
EF134747	14419	Returned Services League Of Australia	Grants / Donations / Purchase Of Poppies	13/11/2020	2,642.00
EF134748	14530	Donald Veal Consultants Pty Ltd	Consultancy Services	13/11/2020	11,530.75
EF134749	15571	Smoke And Mirrors Audio Visual	Pa Repairs	13/11/2020	7,607.00
EF134750	15588	Natural Area Holdings Pty Ltd	Weed Spraying	13/11/2020	2,703.14
EF134751	15746	Western Australia Police Service	Police Clearances	13/11/2020	267.20
EF134752	15850	Ecoscape	Environmental Consultancy	13/11/2020	407.00
EF134753	15868	Cardno (Wa) Pty Ltd	Consultancy Services - Engineering	13/11/2020	10,700.36
EF134754	15895	Royal Wolf Trading Australia Pty Limited	Container Hire	13/11/2020	366.92
EF134755	16064	Cms Engineering Pty Ltd	Airconditioning Services	13/11/2020	3,170.18
EF134756	16363	Atco Gas Australia	Gas Supplies/Services - Hammond Road	13/11/2020	588,500.00
EF134757	16396	Mayday Earthmoving	Road Construction Machine Hire	13/11/2020	35,846.25
EF134758	16573	Fairies & Themes	Amusement Activity's	13/11/2020	600.00
EF134759	16574	Jonathon De Hadleigh	Entertainment Services	13/11/2020	1,550.00
EF134760	16653	Complete Portables Pty Ltd	Supply & Hire Of Modular Buildings	13/11/2020	779.43
EF134761	16846	Action Glass & Aluminium	Glazing Services	13/11/2020	13,107.00
EF134762	16894	Treblex Industrial Pty Ltd	Chemicals - Automotive	13/11/2020	1,207.80
EF134763	17279	Aussie Cool Shades Sails Awnings & Home Security	Shade Sails & Awnings	13/11/2020	2,098.80
EF134764	17553	Altus Traffic Pty Ltd	Traffic Control Services	13/11/2020	7,526.32
EF134765	17827	Nilsen (Wa) Pty Ltd	Electrical Services	13/11/2020	330.00
EF134766	18203	Natsync Environmental	Pest Control	13/11/2020	2,020.00
EF134767	18272	Austraclear Limited	Investment Services	13/11/2020	23.12
EF134768	18316	Stiles Electrical & Communication Services	Electrical Services	13/11/2020	212,777.04
EF134769	18522	J & K Hopkins	Furniture	13/11/2020	1,274.00

EF134770	18533	Friends Of The Community Inc.	Donation	13/11/2020	1,150.00
EF134771	18801	Fremantle Bin Hire	Bin Hire - Skip Bins	13/11/2020	1,260.00
EF134772	18962	Sealanes (1985) P/L	Catering Supplies	13/11/2020	692.14
EF134773	19533	Woolworths Ltd	Groceries	13/11/2020	2,164.45
EF134774	20000	Aust West Auto Electrical Pty Ltd	Auto Electrical Services	13/11/2020	21,196.83
EF134775	20146	Data#3 Limited	Contract It Personnel & Software	13/11/2020	64.94
EF134776	20535	Home-Grown Theatre	Drama Classes	13/11/2020	3,300.00
EF134777	21294	Cat Haven	Animal Services	13/11/2020	2,037.00
EF134778	21371	Ld Total Sanpoint Pty Ltd	Landscaping Works/Services	13/11/2020	24,480.93
EF134779	21665	Mmj Real Estate (Wa) Pty Ltd	Property Management Services	13/11/2020	23,939.41
EF134780	21747	Unicare Health	Wheelchair Hire	13/11/2020	303.50
EF134781	21946	Ryan's Quality Meats	Meat Supplies	13/11/2020	538.87
EF134782	22553	Brownes Food Operations	Catering Supplies	13/11/2020	302.10
EF134783	22623	Landmark Products Ltd	Landscape Infrastructure	13/11/2020	6,996.00
EF134784	22651	Spraymaster Spray Shop	Spaying Equipment	13/11/2020	24.06
EF134785	22658	South East Regional Centre For Urban Landcare Inc (Sercul)	Urban Landcare Services	13/11/2020	9,544.97
EF134786	22682	Beaver Tree Services Pty Ltd	Tree Pruning Services	13/11/2020	5,030.59
EF134787	22806	Chevron Australia Downstream Fuels Pty Ltd	Fuel Supplies	13/11/2020	34,671.71
EF134788	23253	Kott Gunning	Legal Services	13/11/2020	6,520.89
EF134789	23288	Ariane Roemmele	Amusement - Children's Activities	13/11/2020	1,080.00
EF134790	23351	Cockburn Gp Super Clinic Limited T/A Cockburn Integrated Health	Leasing Fees	13/11/2020	991.01
EF134791	23457	Totally Workwear Fremantle	Clothing - Uniforms	13/11/2020	2,088.67
EF134792	23685	Astro Synthetic Turf Pty Ltd	Site Inspections	13/11/2020	495.00
EF134793	23817	Arup Pty Ltd	Consultancy-Eng.Planning.Design	13/11/2020	1,752.70
EF134794	24198	Ricochet Circus	Entertainment Services	13/11/2020	3,000.00
EF134795	24272	Aflex	Aquatic Supplies	13/11/2020	2,631.20
EF134796	24275	Truck Centre Wa Pty Ltd	Purchase Of New Truck	13/11/2020	2,999.74
EF134797	24557	Aveling	Consultancy Services	13/11/2020	2,750.00
EF134798	24643	Bibliotheca Rfid Library Systems Australia Pty Ltd	Purchase Of Library Tags	13/11/2020	749.57
EF134799	24655	Automasters Spearwood	Vehicle Servicing	13/11/2020	1,025.00
EF134800	24736	Zenien	Cctv Camera Licences	13/11/2020	12,072.22
EF134801	24748	Pearmans Electrical & Mechanical Services P/L	Electrical Services	13/11/2020	12,142.74
EF134802	24864	Fremantle Football Club	Merchandise Stock For Retail Sale	13/11/2020	27,460.58
EF134803	24945	Ns Projects Pty Ltd	Project Management Services	13/11/2020	6,729.80
EF134804	24976	Snap Canning Vale	Printing Services	13/11/2020	90.62
EF134805	25063	Superior Pak Pty Ltd	Vehicle Maintenance	13/11/2020	1,788.66
EF134806	25121	Imagesource Digital Solutions	Billboards	13/11/2020	1,041.57
EF134807	25128	Horizon West Landscape & Irrigation P/L	Landscaping Services	13/11/2020	9,148.04
EF134808	25415	Jandakot Stock & Pet Supplies	Pet Supplies	13/11/2020	109.80
EF134809	25418	Cs Legal	Legal Services	13/11/2020	6,602.22
EF134810	25586	Envirovap Pty Ltd	Hire Of Leachate Units	13/11/2020	18,315.00
EF134811	25645	Yelakitj Moort Nyungar Association Inc	Welcome To The Country Performances	13/11/2020	400.00
EF134812	25713	Discus On Demand The Trustee For Discus On Demand Unit Trust	Printing Services	13/11/2020	4,143.70
EF134813	25733	Miracle Recreation Equipment	Playground Installation / Repairs	13/11/2020	588.50
EF134814	25813	Lg Connect Pty Ltd	Erp Systems Development	13/11/2020	4,291.58
EF134815	25940	Leaf Bean Machine	Coffee Bean Supply	13/11/2020	220.00
EF134816	25962	All Lines	Linemarking Services	13/11/2020	1,650.00
EF134817	26029	Autosweep Wa	Sweeping Services	13/11/2020	3,773.00
EF134818	26114	Grace Records Management	Records Management Services	13/11/2020	1,304.08
EF134819	26211	Amcom Pty Ltd	Internet/Data Services	13/11/2020	14,889.34
EF134820	26257	Paperbark Technologies	Arboricultural Consultancy Services	13/11/2020	10,426.40

EF134821	26303	Gecko Contracting Turf & Landscape Maintenance	Turf & Landscape Maintenance	13/11/2020	30,886.90
EF134822	26314	Cpe Group	Temporary Employment Services	13/11/2020	4,474.60
EF134823	26399	Paperscout The Trustee For Peters Morrison Family Trust	Graphic Design Services	13/11/2020	3,113.00
EF134824	26419	Equifax Australasia Credit Ratings Pty Ltd	Credit Reference Checks	13/11/2020	1,207.80
EF134825	26442	Bullant Security Pty Ltd Key West Lock Service & Sales	Locksmith & Security Services	13/11/2020	35.86
EF134826	26449	Eco Shark Barrier Pty Ltd	Leasing Fee For Shark Barrier	13/11/2020	44,503.00
EF134827	26470	Scp Conservation	Fencing Services	13/11/2020	23,342.00
EF134828	26516	Ultimate Limestone	Construction Services	13/11/2020	1,870.00
EF134829	26549	Sharon Gregory (Koort-Kadak Consultancy)	Consultancy Services	13/11/2020	600.00
EF134830	26558	Healthcare Australia Pty Ltd	Temporary Employment Services	13/11/2020	318.03
EF134831	26600	Timothy Kelly	Aboriginal Cultural Dancing	13/11/2020	850.00
EF134832	26606	Enviro Infrastructure Pty Ltd	Construction & Fabrication	13/11/2020	22,040.37
EF134833	26614	Marketforce Pty Ltd	Advertising	13/11/2020	15,682.58
EF134834	26626	Senversa Pty Ltd	Environmental Auditing	13/11/2020	2,970.00
EF134835	26641	Elizabeth Sheldon	Entertainer - Musician	13/11/2020	2,277.00
EF134836	26655	Worldwide Printing Solutions East Perth	Printing Services	13/11/2020	3,718.00
EF134837	26709	Talis Consultants Pty Ltd	Waste Consultancy	13/11/2020	5,181.00
EF134838	26721	Quad Services Pty Ltd	Cleaning Services	13/11/2020	18,194.08
EF134839	26735	Shane McMaster Surveys	Survey Services	13/11/2020	15,015.00
EF134840	26739	Kerb Doctor	Kerb Maintenance	13/11/2020	2,402.40
EF134841	26743	Statewide Turf Services	Turf Renovation	13/11/2020	10,545.70
EF134842	26757	Incredible Creatures Mobile Farm	Bringing Animals To Shows For Public Int	13/11/2020	1,100.00
EF134843	26771	Instant Products Hire	Portable Toilet Hire	13/11/2020	4,442.64
EF134844	26773	Laser Corps Combat Adventruers	Entry Fees	13/11/2020	1,043.00
EF134845	26781	The Archery Centre & Laser Ranger	Entry Fees	13/11/2020	2,200.00
EF134846	26782	Soft Landing	Recycling Services	13/11/2020	6,369.75
EF134847	26791	Monsterball Amusement & Hire	Amusement Hire	13/11/2020	2,990.00
EF134848	26807	Transair Two Way Radio	Equipment Repairs & Maintenance Services	13/11/2020	3,559.23
EF134849	26813	Buswest	Bus Hire	13/11/2020	462.00
EF134850	26839	Bokashi Composting Australia Pty Ltd	Composting Systems	13/11/2020	6,869.35
EF134851	26843	Ergolink	Ergonomic Office Furniture	13/11/2020	389.77
EF134852	26846	Visability Limited	Disability Services	13/11/2020	2,711.55
EF134853	26848	Melanie Maclou	Artistic Services	13/11/2020	650.00
EF134854	26883	Gta Consultants	Transport Planning	13/11/2020	23,091.37
EF134855	26884	People On Bicycles	Training - Bicycle Classes	13/11/2020	3,010.00
EF134856	26888	Media Engine	Graphic Design, Marketing, Video Product	13/11/2020	10,785.00
EF134857	26898	Spandex Asia Pacific Pty Ltd	Signage Supplier	13/11/2020	2,290.57
EF134858	26915	Focused Vision Consulting Pty Ltd	Consulting	13/11/2020	6,603.08
EF134859	26917	Cirrus Networks Pty Ltd	IT Network & Telephony Services	13/11/2020	11,819.34
EF134860	26929	Elan Energy Matrix Pty Ltd	Recycling Services	13/11/2020	219.99
EF134861	26932	Central Regional Tafe	Tafe	13/11/2020	2,038.93
EF134862	26938	Majestic Plumbing	Plumbing Services	13/11/2020	17,589.00
EF134863	26985	Access Icon Pty Ltd	Drainage Products	13/11/2020	550.00
EF134864	26987	Cti Risk Management	Security - Cash Collection	13/11/2020	1,684.75
EF134865	27002	Cockburn Party Hire	Hire Services	13/11/2020	4,468.00
EF134866	27031	Downer Edi Works Pty Ltd	Asphalt Services	13/11/2020	449,453.38
EF134867	27046	Tfh Hire Services Pty Ltd	Hire Fencing	13/11/2020	726.00
EF134868	27052	Event Marquees	Marquee Hire	13/11/2020	4,440.50
EF134869	27059	Frontline Fire And Rescue Equipment	Manufacture-Fire Vehicles/Equipment	13/11/2020	2,562.43
EF134870	27065	Westbooks	Books	13/11/2020	1,325.16
EF134871	27082	Kulbardi Pty Ltd	Stationery Supplies	13/11/2020	129.25

EF134872	27093	Magnetic Automation Pty Ltd	Gates/Barriers	13/11/2020	1,056.00
EF134873	27115	A Plus Training Solutions Pty Ltd	Small Plant Safety Training	13/11/2020	3,750.00
EF134874	27126	Lindsay Miles	Education (Sustainability)	13/11/2020	1,100.00
EF134875	27133	Marindust Sales	Goal Posts	13/11/2020	1,848.00
EF134876	27161	Next Power	Solar Panel	13/11/2020	2,188.21
EF134877	27177	Initial Hygiene	Hygiene	13/11/2020	40.73
EF134878	27189	Healthstrong Pty Ltd	Home Care	13/11/2020	110.00
EF134879	27198	Green Promotions Pty Ltd	Promotional Supplies	13/11/2020	313.50
EF134880	27241	Landscape Elements Pty Ltd	Landscaping Services	13/11/2020	4,463.29
EF134881	27280	Floorwise Pty Ltd	Flooring Services	13/11/2020	911.77
EF134882	27285	Xtreme Fire Detection	Fire Safety	13/11/2020	264.00
EF134883	27308	Jatu Clothing & Ppe Pty Ltd	Clothing Ppe	13/11/2020	204.62
EF134884	27314	Brinkman Australia Pty Ltd	Salt Supplies (Swimming Pool)	13/11/2020	4,492.49
EF134885	27334	Westcare Print	Printing Services	13/11/2020	253.00
EF134886	27348	Message Media	Telecommunications	13/11/2020	573.46
EF134887	27351	Programmed Property Services	Property Maintenance	13/11/2020	2,294.78
EF134888	27364	Balshaws Florist	Florist	13/11/2020	140.00
EF134889	27366	The Henna Leaf	Artistic - Henna	13/11/2020	1,000.00
EF134890	27377	Accidental Health And Safety - Perth	First Aid Supplies	13/11/2020	1,031.01
EF134891	27381	Fit For Life Exercise Physiology	Exercise Classes	13/11/2020	1,540.00
EF134892	27385	Programmed Electrical Technologies	Electrical Services	13/11/2020	792.00
EF134893	27396	Ankeet Mehta Spearwood Newspaper Round Delivery	Newspaper Delivery	13/11/2020	314.40
EF134894	27401	Emprise Mobility Pty Ltd	Mobility Equipment	13/11/2020	3,120.00
EF134895	27405	Combat Clothing Australia P/L	Clothing - Protective	13/11/2020	4,420.00
EF134896	27423	Mechanical Project Services Pty Ltd	Airconditioning Services	13/11/2020	1,491.05
EF134897	27427	Home Chef	Cooking/Food Services	13/11/2020	567.76
EF134898	27437	Pb Reticulation & Maintenance Services Pty Ltd	Irrigation Services	13/11/2020	603.80
EF134899	27450	Aaa Production Services	Hire Pa/Satge Systems	13/11/2020	1,956.90
EF134900	27455	Site Protective Services	Cctv Parts	13/11/2020	144,219.40
EF134901	27456	Securepay Pty Ltd	Payment Solutions	13/11/2020	688.88
EF134902	27507	Facilities First Australia	Cleaning Services	13/11/2020	159,939.82
EF134903	27512	Agent Sales & Services Pty Ltd	Pool Chemicals	13/11/2020	1,930.50
EF134904	27538	National Disability Services	Ngo	13/11/2020	250.00
EF134905	27539	Jasmin Carpentry & Maintenance	Carpentry	13/11/2020	10,333.25
EF134906	27558	Enchanted Characters	Stiltwalking	13/11/2020	6,336.00
EF134907	27560	Artem Design Studio Pty Ltd	Architectural Services	13/11/2020	3,596.00
EF134908	27575	Shred X Secure Destruction	Document Destruction	13/11/2020	103.40
EF134909	27587	New Ground Water Services Pty Ltd	Irrigation/Reticulation	13/11/2020	8,692.00
EF134910	27592	Hey Jay Fix It!! Home Maintenance Service	Home Maintenance	13/11/2020	6,280.00
EF134911	27617	Galaxy 42 Pty Ltd	Consultancy - It	13/11/2020	15,488.00
EF134912	27622	Truegrade Medical Supplies	Medical Supplies	13/11/2020	1,012.87
EF134913	27630	K-Line Fencing Group	Fencing	13/11/2020	15,950.00
EF134914	27631	Aquatic Services Wa Pty Ltd	Pool Equipment & Maintenance	13/11/2020	7,286.40
EF134915	27644	Cmaktech	Ict Engineering & Consulting	13/11/2020	10,229.53
EF134916	27657	Positive Balance Massage	Massage Therapy	13/11/2020	200.00
EF134917	27676	Blue Force Pty Ltd	Security Services	13/11/2020	100.00
EF134918	27694	Red Hot Design	Garment Print And Supply	13/11/2020	1,153.52
EF134919	27695	Qtm Pty Ltd	Traffic Management	13/11/2020	37,577.56
EF134920	27723	Cockburn Power Boats Association (Inc)	Storage Services	13/11/2020	600.00
EF134921	27776	Urban Resources Pty Ltd	Hire Paint & Equipment	13/11/2020	8,800.00
EF134922	27799	Wa Profiling And Stabilisation Pty Ltd	Road Profiling	13/11/2020	62,387.33

EF134923	27803	Born To Sparkle	Entertainment	13/11/2020	726.00
EF134924	27804	Redfish Technologies	Audio Visual Systems	13/11/2020	651.20
EF134925	27809	Ra-One Pty Ltd	Software	13/11/2020	14,520.00
EF134926	27819	Axiis Contracting Pty Ltd	Concrete Works	13/11/2020	56,608.53
EF134927	27827	Abc Containers	Sea Containers	13/11/2020	99.00
EF134928	27829	Smec Australia Pty. Ltd.	Consultancy - Engineering	13/11/2020	27,481.30
EF134929	27842	Light House Laundry	Laundering	13/11/2020	143.17
EF134930	27855	Total Landscape Redevelopment Service Pty Ltd	Tree Watering	13/11/2020	63,071.09
EF134931	27863	Carers Plus	Nursing Services	13/11/2020	229.99
EF134932	27869	Select Fresh Pty Ltd	Food Supply, Fruit & Veg	13/11/2020	69.83
EF134933	27877	Interact Wa	Training Workshops, Coaching, Corporate	13/11/2020	302.50
EF134934	27894	Lifecare Homecare	Healthcare	13/11/2020	3,253.88
EF134935	27908	Raubex Construction	Engineering Civil	13/11/2020	74,621.62
EF134936	27917	Go Doors Pty Ltd	Door Maintenance & Repair	13/11/2020	5,966.41
EF134937	27922	Aquatic Recreation Group Wa	Training Services	13/11/2020	1,116.87
EF134938	27929	Tri Australasia Pty Ltd	Geosynthetic Testing	13/11/2020	7,020.20
EF134939	27953	Truckline	Spare Parts, Truck/Trailer	13/11/2020	222.88
EF134940	27982	Pep Transport	Transport	13/11/2020	1,691.24
EF134941	28001	Corsign Wa Pty Ltd	Sign Making Material	13/11/2020	369.60
EF134942	28003	Taylor Made Design	Graphic Design	13/11/2020	759.00
EF134943	28006	Terra Firma Laboratories (Wa)	Construction Materials Testing	13/11/2020	660.00
EF134944	28009	Classic Hire	Equipment Hire	13/11/2020	127.05
EF134945	28015	Imprint Plastic	Badges	13/11/2020	218.35
EF134946	28035	Larissa Boyanich	Proof Reading	13/11/2020	1,040.00
EF134947	28036	Noddy The Waterman	Water Supplies	13/11/2020	6,410.00
EF134948	28038	Christine Coyne & Associates	Indigenous Cultural	13/11/2020	10,175.01
EF134949	11758	Water Corp Utility Account Only - Please Refer To 11760 When Raising Po	Water Usage / Sundry Charges	13/11/2020	7,541.67
EF134950	11760	Water Corporation	Sewer Easement	13/11/2020	16,443.90
EF134951	10152	Aust Services Union	Payroll Deductions	16/11/2020	1,091.70
EF134952	10154	Australian Taxation Office	Payroll Deductions	16/11/2020	449,404.00
EF134953	10305	Child Support Agency	Payroll Deductions	16/11/2020	895.39
EF134954	11001	Local Government Racing & Cemeteries Employees Union Lgrceu	Payroll Deductions	16/11/2020	82.00
EF134955	11857	Champagne Social Club	Payroll Deductions	16/11/2020	404.00
EF134956	11860	45S Club	Payroll Deductions	16/11/2020	14.00
EF134957	19726	Health Insurance Fund Of Wa	Payroll Deductions	16/11/2020	1,291.40
EF134958	25987	Toyota Fleet Management	Payroll Deductions - Novated Lease	16/11/2020	608.14
EF134959	27874	Smartsalary	Salary Packaging/Leasing Administration	16/11/2020	12,886.64
EF134960	26987	Cti Risk Management	Security - Cash Collection	17/11/2020	2,692.55
EF134961	99997	Family Day Care	Fdc Payment We 15/11/20	19/11/2020	49,726.76
EF134962	99997	In Home Care Payments	lhc Payments We 15/11/2020	19/11/2020	18,574.87
EF134963	10535	Workpower Incorporated	Employment Services - Planting	24/11/2020	6,108.85
EF134964	26987	Cti Risk Management	Security - Cash Collection	24/11/2020	1,319.25
EF134965	27492	Superchoice Services Pty Limited	Payroll Deductions	25/11/2020	609,784.21
EF134966	11867	Kevin John Allen	Monthly Elected Member Allowance	30/11/2020	2,639.83
EF134967	12740	Logan Howlett	Monthly Elected Member Allowance	30/11/2020	11,439.09
EF134968	20634	Lee-Anne Smith	Monthly Elected Member Allowance	30/11/2020	2,139.83
EF134969	25353	Phillip Eva	Monthly Elected Member Allowance	30/11/2020	2,639.83
EF134970	27326	Michael Separovich	Monthly Elected Member Allowance	30/11/2020	2,639.83
EF134971	27327	Chontelle Stone	Monthly Elected Member Allowance	30/11/2020	2,639.83
EF134972	27475	Lara Kirkwood	Monthly Elected Member Allowance	30/11/2020	4,509.66
EF134973	27871	Tom Widenbar	Monthly Elected Member Allowance	30/11/2020	2,639.83

EF134974	27872	Phoebe Corke	Monthly Elected Member Allowance	30/11/2020	2,639.83
EF134975	99996	Bo Yu	Rates and Property related EFT Refunds	30/11/2020	30.00
EF134976	99996	Alejandra Friessbourg	Rates and Property related EFT Refunds	30/11/2020	15.00
EF134977	99996	Monique Pepper	Rates and Property related EFT Refunds	30/11/2020	30.00
EF134978	99996	Simon Godfrey	Rates and Property related EFT Refunds	30/11/2020	30.00
EF134979	99996	Daniel Zanich	Rates and Property related EFT Refunds	30/11/2020	50.00
EF134980	99996	Sarah Bell	Rates and Property related EFT Refunds	30/11/2020	20.00
EF134981	99996	Thomas Kilburn	Rates and Property related EFT Refunds	30/11/2020	107.50
EF134982	99996	Gweneth Burgess	Rates and Property related EFT Refunds	30/11/2020	21.25
EF134983	99996	Jordan Lovell	Rates and Property related EFT Refunds	30/11/2020	75.00
EF134984	99996	Kevin Ernest Matthews	Rates and Property related EFT Refunds	30/11/2020	75.00
EF134985	99996	Ruprekha Brahmachari	Rates and Property related EFT Refunds	30/11/2020	100.00
EF134986	99996	Nicholas Neal	Rates and Property related EFT Refunds	30/11/2020	150.00
EF134987	99996	Leonard Collard	Rates and Property related EFT Refunds	30/11/2020	80.00
EF134988	99996	Dale Alcock Homes Pty Ltd	Rates and Property related EFT Refunds	30/11/2020	1,224.39
EF134989	99996	Bgc Residential Pty Ltd	Rates and Property related EFT Refunds	30/11/2020	572.87
EF134990	99996	Redink Homes Pty Ltd	Rates and Property related EFT Refunds	30/11/2020	673.54
EF134991	99996	Dharminder Singh	Rates and Property related EFT Refunds	30/11/2020	1,000.00
EF134992	99996	Faye Joan Zylstra	Rates and Property related EFT Refunds	30/11/2020	150.00
EF134993	99996	Blue Gum Montessori School	Rates and Property related EFT Refunds	30/11/2020	363.00
EF134994	99996	Gregory Barnes	Rates and Property related EFT Refunds	30/11/2020	590.82
EF134995	99996	Marty Taylor	Rates and Property related EFT Refunds	30/11/2020	1,612.01
EF134996	99996	Genoprop Pty Ltd	Rates and Property related EFT Refunds	30/11/2020	342.00
EF134997	99996	Kerry Stinton	Rates and Property related EFT Refunds	30/11/2020	527.10
EF134998	99996	Anna Portelli	Rates and Property related EFT Refunds	30/11/2020	652.46
EF134999	99996	Adrian And Helen Sindall	Rates and Property related EFT Refunds	30/11/2020	750.00
EF135000	99996	Anton Kursar	Rates and Property related EFT Refunds	30/11/2020	124.04
EF135001	99996	Kim Moye And Kim Cheong Char Sit Yee	Rates and Property related EFT Refunds	30/11/2020	469.74
EF135002	99996	Anjali Deleep Menon	Rates and Property related EFT Refunds	30/11/2020	1,109.95
EF135003	99996	Vicki Philipoff Settlements	Rates and Property related EFT Refunds	30/11/2020	228.80
EF135004	23250	Department Of Planning, Lands & Heritage	Dap Applications & Dap Fees	30/11/2020	5,603.00
EF135005	88888	Gm Coogee Pty Ltd	Bond Refunds	30/11/2020	30,488.26
EF135006	88888	Kim Dykman	Bond Refunds	30/11/2020	825.00
EF135007	88888	Darrin Buckley	Bond Refunds	30/11/2020	500.00
EF135008	88888	Beeliar Management Pty Ltd	Bond Refunds	30/11/2020	172,954.92
EF135009	88888	Giovanni Mirco	Bond Refunds	30/11/2020	9,875.00
EF135010	88888	Nicole Wells	Bond Refunds	30/11/2020	500.00
EF135011	99997	Anthony Gray	Senior Security Subsidy Scheme	30/11/2020	300.00
EF135012	99997	Anna Sims	Senior Security Subsidy Scheme	30/11/2020	200.00
EF135013	99997	Marissa Anne Dandrea	Waterwise Rebate - Marissa Darling	30/11/2020	750.00
EF135014	99997	Ws Guest & Jv Fox	Waterwise Rebate - William (Bill) Guest	30/11/2020	425.00
EF135015	99997	Rebecca Alessandrini	Waterwise Rebate - Rebecca Alessandrini	30/11/2020	496.80
EF135016	99997	Glenn Wallace	Waterwise Rebate - Glenn Wallace	30/11/2020	500.00
EF135017	99997	Servau Offcl. Departmental Repts & Pymts	Documnet Number 180115984	30/11/2020	277.20
EF135018	99997	C And K Edwards	Waterwise Rebate - Kate Edwards	30/11/2020	500.00
EF135019	99997	Amy Haynes	Waterwise Rebate - Amy Haynes	30/11/2020	500.00
EF135020	99997	Chiara Rossetti	Waterwise Rebate - Chiara Rossetti	30/11/2020	750.00
EF135021	99997	Andrew Kriwopischin	Refund Request Cockburn Arc	30/11/2020	36.00
EF135022	99997	P & M Harper	Refund Request Cockburn Arc - P Harper	30/11/2020	126.00
EF135023	99997	Passive Hive/Maya Design	Passive Hive - Heart Based Home Design	30/11/2020	540.00
EF135024	99997	Harold Edgar Smith & Lorna May Smith	Waterwise Rebate - Lorna & Harold Smith	30/11/2020	500.00

EF135025	99997	Michael Porter	Waterwise Rebate - Michael Porter	30/11/2020	390.00
EF135026	99997	Adrian Paul Workman	Waterwise Rebate - Adrian Workman	30/11/2020	420.39
EF135027	99997	John Ralph Watson	Waterwise Rebate - John Watson	30/11/2020	333.46
EF135028	99997	Jeanette Patricia Ann Friesen	Waterwise Rebate - Jeanette Friesen	30/11/2020	500.00
EF135029	99997	Ben Hillman	Waterwise Rebate - Ben Hillman	30/11/2020	500.00
EF135030	99997	Katherine E Evans	Waterwise Rebate - Katherine Evans	30/11/2020	750.00
EF135031	99997	Jessica Tarrant - Little Timber	Little Timber Neighbourhood Watch Bauble	30/11/2020	148.75
EF135032	99997	South Coogee Primary School	Donation	30/11/2020	352.00
EF135033	99997	Southwell Primary School	Donation	30/11/2020	275.00
EF135034	99997	Spearwood Primary School	Donation	30/11/2020	250.00
EF135035	99997	South Lake Ottey Family And Neighbourhood	Cultural Grants	30/11/2020	1,980.00
EF135036	99997	Perth Waldorf School	Cultural Grants	30/11/2020	5,500.00
EF135037	99997	East Hamilton Hill Primary School	Cultural Grants	30/11/2020	1,500.00
EF135038	99997	Rachel Scales	Waterwise Rebate - Rachel Scales	30/11/2020	576.00
EF135039	99997	Ella K Rogers	Waterwise Rebate - Ella Rogers	30/11/2020	500.00
EF135040	99997	Christine Brookes	Waterwise Verge Rebate	30/11/2020	750.00
EF135041	99997	Mr Gabriel Hughes	Waterwise Rebate - Gabriel Hughes	30/11/2020	418.56
EF135042	99997	Stephen Kinnane And Jessica Clements	Naidoc Week - Author Reimbursement	30/11/2020	350.00
EF135043	99997	Chris Owen	Naidoc Week Author Reimbursement	30/11/2020	150.00
EF135044	99997	Leading Aged Services Australia	Community Campaign Contribution	30/11/2020	702.00
EF135045	99997	Sarah Dillon	Cloth Nappies Rebate - Sarah Dillon	30/11/2020	50.00
EF135046	99997	Ulrike Charles	Cloth Nappies Rebate - Ulrike Charles	30/11/2020	50.00
EF135047	99997	Critishia Kruger	Cloth Nappie Rebate - Critishia Kruger	30/11/2020	50.00
EF135048	99997	Yathartha Chinthaka Ariyaratna	Crossover Contribution 30 Marwood Circui	30/11/2020	300.00
EF135049	99997	Karun Giri	Crossover Contribution - Karun Giri	30/11/2020	300.00
EF135050	99997	Samia Naim & Wissam Jameel Aldeen	Crossover Contribution 15 Melbourne Loop	30/11/2020	300.00
EF135051	99997	Daniel Garlett	Naidoc Week City Of Cockburn Event	30/11/2020	1,900.00
EF135052	99997	Darrin Buckley	Pen Refund C059 - Mellyn Buckley	30/11/2020	311.00
EF135053	99997	Fremantle Wolves Inc Jose' Galindo	Sports Equipment Grant #20/8	30/11/2020	495.00
EF135054	99997	Cockburn Masters Swimming Club (Inc) Nic	Sports Equipment Grant #20/7	30/11/2020	1,000.00
EF135055	99997	Fremantle Outrigger Canoe Club Inc. Lorn	Sports Equipment Grant #20/6	30/11/2020	770.00
EF135056	99997	Cockburn City Soccer Club Heidi Lazzaro	Covid Sporting Club Grant	30/11/2020	2,000.00
EF135057	99997	Cockburn Basketball Association Tyrone T	Mcwg 2020/9902264	30/11/2020	4,247.05
EF135058	99997	Spearwood Dalmatinac Sport And Community	Donation - Spearwood Dalmatinac Club Rat	30/11/2020	12,201.34
EF135059	99997	Cockburn Masters Swimming Club	Sponsorship - 2021 Coogee Jetty To Jetty	30/11/2020	11,500.00
EF135060	99997	Returned And Services League - City Of C	Donation	30/11/2020	10,000.00
EF135061	99997	Cockburn Community And Cultural Council	Donation	30/11/2020	10,000.00
EF135062	99997	Constable Care Child Safety Foundation	Donation	30/11/2020	12,000.00
EF135063	99997	Cockburn Toy Library	Donation	30/11/2020	7,000.00
EF135064	99997	Cockburn Volunteer Sea Search & Rescue G	Donation	30/11/2020	9,000.00
EF135065	99997	Meerilinga Young Children's Services	Donation	30/11/2020	10,000.00
EF135066	99997	Yangebup Family Centre	Donation	30/11/2020	13,125.00
EF135067	99997	Cooby Cares	Donation	30/11/2020	5,000.00
EF135068	99997	Volunteer Home Support	Donation	30/11/2020	6,000.00
EF135069	99997	Kerry Street Community School	Community Grant - Celebrating 40 Years	30/11/2020	2,750.00
EF135070	99997	Scouts Wa	Community Grant - Bilra Lake Scouts	30/11/2020	3,177.90
EF135071	99997	Cockburn 4Wd Club	Community Grant - Silver Bullet Equipmen	30/11/2020	3,000.00
EF135072	99997	Beeliar Community Voice	Community Grant - Beeliar Boardgamers	30/11/2020	4,080.00
EF135073	99997	Centrepont Church	Community Grant - Community Christmas Br	30/11/2020	3,300.00
EF135074	99997	South Lake Dolphins Swimming Club	Community Grant - Sld Promotion	30/11/2020	1,632.10
EF135075	99997	Cockburn Toy Library	Covid Recovery Grant	30/11/2020	3,500.00

EF135076	99997	Art Is Alive	Covid Recovery Grant	30/11/2020	4,400.00
EF135077	99997	Coolbellup Community Association	Covid Recovery Grant	30/11/2020	3,000.00
EF135078	99997	Friends Of The Community Inc	Covid Recovery Grant	30/11/2020	3,000.00
EF135079	99997	South Lake Seniors Citizens Association	Covid Recovery Grant	30/11/2020	1,700.00
EF135080	99997	Scouts Wa	Covid Recovery Grant	30/11/2020	1,100.00
EF135081	99997	Cockburn 4Wd Club Inc.	Covid Recovery Grant	30/11/2020	2,145.00
EF135082	99997	Cockburn Chinese Community Association I	Covid Recovery Grant	30/11/2020	3,630.00
EF135083	99997	Coolbellup Leisure Club	Covid Recovery Grant	30/11/2020	2,900.00
EF135084	99997	Yangebup Progress Association	Covid Recovery Grant	30/11/2020	4,000.00
EF135085	99997	Murdoch Chase Residents Association	Covid Recovery Grant	30/11/2020	1,010.00
EF135086	99997	Anglicare Wa	Covid Recovery Grant	30/11/2020	1,375.00
EF135087	99997	Ecoburba	Covid Recovery Grant	30/11/2020	4,609.00
EF135088	99997	Auspire - Australia Day Council Of Wa	Covid Recovery Grant	30/11/2020	5,500.00
EF135089	99997	The Hub 6163	Covid Recovery Grant	30/11/2020	3,055.00
EF135090	99997	Hammond Park Primary	Donations To Schools Acs7	30/11/2020	335.00
EF135091	99997	Fremantle Christian College Inc	Donations To Schools Acs7	30/11/2020	120.00
EF135092	99997	Pascal Bailey	Ipwea (Wa) 2020 Meeting Reimbursement	30/11/2020	62.70
EF135093	99997	Carol Wilson	Reimbursement Of Fees - Carol Wilson	30/11/2020	109.80
EF135094	99997	Marion Laban	Crossover Claim - M Laban No30	30/11/2020	300.00
EF135095	99997	Marion Laban	Crossover Claim - M Laban No28	30/11/2020	300.00
EF135096	99997	Mrs Teresa Brooks	Bird Bath Rebate - Teresa Brooks	30/11/2020	47.25
EF135097	99997	Caroline Reberger	Bird Bath Rebate - Caroline Reberger	30/11/2020	47.25
EF135098	99997	Ms J M Frater	Bird Bath Rebate - Janice Frater	30/11/2020	31.49
EF135099	99997	Alana Francas Mcnee	Bird Bath Rebate - Alana Francas Mcnee	30/11/2020	12.10
EF135100	99997	Adam Parker	Bird Bath Rebate - Adam Parker	30/11/2020	50.00
EF135101	99997	R.E & C.E. Smith	Bird Bath Rebate - Raymond Smith	30/11/2020	50.00
EF135102	99997	Cockburn Ses	Cockburn Ses Reimbursement	30/11/2020	2,080.27
EF135103	10047	Alinta Energy	Natural Gas & Electricity Supply	30/11/2020	243.30
EF135104	11794	Synergy	Electricity Usage/Supplies	30/11/2020	15,021.54
EF135105	12025	Telstra Corporation	Communications Services	30/11/2020	18,449.14
EF135425	10058	Alsco Pty Ltd	Hygiene Services/Supplies	30/11/2020	234.45
EF135426	10091	Aslab Pty Ltd	Asphalting Services/Supplies	30/11/2020	10,092.72
EF135427	10097	Blackwoods Atkins	Engineering Supplies	30/11/2020	273.59
EF135428	10207	Boc Gases	Gas Supplies	30/11/2020	340.80
EF135429	10226	Bridgestone Australia Ltd	Tyre Services	30/11/2020	6,177.51
EF135430	10246	Bunnings Building Supplies Pty Ltd	Hardware Supplies	30/11/2020	2,553.90
EF135431	10279	Castrol Australia Pty Ltd	Grease/Lubricants	30/11/2020	3,757.05
EF135432	10287	Centreline Markings	Linemarking Services	30/11/2020	495.00
EF135433	10333	Cjd Equipment Pty Ltd	Hardware Supplies	30/11/2020	669.45
EF135434	10338	Cleanaway Pty Ltd	Waste Disposal Services	30/11/2020	1,244.53
EF135435	10346	Coates Hire Operations Pty Ltd	Equipment Hiring Services	30/11/2020	415.80
EF135436	10353	Cockburn Cement Ltd	Cement And Lime	30/11/2020	740.52
EF135437	10357	Cockburn Ice Arena	Entertainment Services	30/11/2020	442.00
EF135438	10368	Cockburn Wetlands Education Centre	Community Grant	30/11/2020	28.00
EF135439	10483	Landgate	Mapping/Land Title Searches	30/11/2020	1,568.75
EF135440	10526	E & Mj Rosher Pty Ltd	Mower Equipment	30/11/2020	449.86
EF135441	10528	Easifleet	Vehicle Lease	30/11/2020	1,414.69
EF135442	10535	Workpower Incorporated	Employment Services - Planting	30/11/2020	7,324.69
EF135443	10589	Fines Enforcement Registry	Fines Enforcement Fees	30/11/2020	4,851.00
EF135444	10597	Flexi Staff Pty Ltd	Employment Services	30/11/2020	11,836.41
EF135445	10611	Forpark Australia	Playground Equipment	30/11/2020	3,240.60

EF135446	10653	Gerard Daniels Australia Pty Ltd	Executive Search	30/11/2020	34,324.73
EF135447	10655	Ghd Pty Ltd	Consultancy Services	30/11/2020	8,800.00
EF135448	10708	Heavy Automatics Pty Ltd	Equipment Maintenance Services	30/11/2020	2,049.17
EF135449	10732	Horizons West Bus & Coachlines	Transportation Services	30/11/2020	6,935.50
EF135450	10787	Jandakot Accident Repair Centre	Panel Beating Services	30/11/2020	1,078.00
EF135451	10804	Jba Surveys	Land Surveying Services	30/11/2020	8,910.00
EF135452	10888	Lj Caterers	Catering Services	30/11/2020	2,530.66
EF135453	10913	Bucher Municipal Pty Ltd	Purchase Of New Plant / Repair Services	30/11/2020	4,823.24
EF135454	10923	Major Motors Pty Ltd	Repairs/Maintenance Services	30/11/2020	182.70
EF135455	10938	Maxwell Robinson & Phelps	Pest & Weed Management	30/11/2020	2,247.71
EF135456	10944	Mcleods	Legal Services	30/11/2020	7,744.78
EF135457	10991	Beacon Equipment	Mowing Equipment	30/11/2020	1,270.50
EF135458	11004	Murdoch University Office Of Finance, Planning & Reporting	Analysing Services	30/11/2020	3,239.50
EF135459	11028	Neverfail Springwater Ltd	Bottled Water Supplies	30/11/2020	179.40
EF135460	11036	Northlake Electrical	Electrical Services	30/11/2020	51,725.26
EF135461	11077	P & G Body Builders Pty Ltd	Plant Body Building Services	30/11/2020	2,289.38
EF135462	11182	Premium Brake & Clutch Service	Brake Services	30/11/2020	11,184.80
EF135463	11183	Prepress Skills Centre Pty Ltd	Training Services	30/11/2020	874.50
EF135464	11208	Quick Corporate Australia Pty Ltd	Stationery/Consumables	30/11/2020	3,316.35
EF135465	11235	Reinforced Concrete Pipes Pty Ltd	Concrete Pipe Supplies	30/11/2020	217.80
EF135466	11244	Research Solutions Pty Ltd	Research Services	30/11/2020	15,829.47
EF135467	11247	Richgro Wa	Gardening Supplies	30/11/2020	765.60
EF135468	11248	Ricoh Australia	Office Equipment	30/11/2020	18.26
EF135469	11307	Satellite Security Services Pty Ltd	Security Services	30/11/2020	9,646.28
EF135470	11308	Boss Industrial Formally Sba Supplies	Hardware Supplies	30/11/2020	1,788.35
EF135471	11425	Southern Metropolitan Regional Council	Waste Disposal Gate Fees	30/11/2020	2,160.00
EF135472	11459	Spearwood Veterinary Hospital	Veterinary Services	30/11/2020	375.00
EF135473	11469	Sports Turf Technology Pty Ltd	Turf Consultancy Services	30/11/2020	16,588.00
EF135474	11483	St John Ambulance Aust Wa Operations	First Aid Courses	30/11/2020	605.00
EF135475	11511	Statewide Bearings	Bearing Supplies	30/11/2020	92.27
EF135476	11625	Total Eden Pty Ltd	Reticulation Supplies	30/11/2020	10,597.55
EF135477	11635	City Of Kwinana	Contribution To Lsl & Advertising	30/11/2020	2,571.34
EF135478	11642	Trailer Parts Pty Ltd	Trailer Parts	30/11/2020	180.69
EF135479	11667	Turfmaster Facility Management	Turf & Mowing Services	30/11/2020	88,459.53
EF135480	11699	Vernon Design Group	Architectural Services	30/11/2020	2,940.00
EF135481	11701	Vibra Industrial Filtration Australasia	Filter Supplies	30/11/2020	454.08
EF135482	11722	Wa Hino Sales & Service	Purchase Of New Trucks / Maintenance	30/11/2020	911.46
EF135483	11749	Warren's Earthmoving Contractors	Earthmoving Services	30/11/2020	3,030.00
EF135484	11773	Nutrien Ag Solutions	Chemical Supplies	30/11/2020	1,368.99
EF135485	11787	Department Of Transport	Vehicle Search Fees	30/11/2020	168.80
EF135486	11793	Western Irrigation Pty Ltd	Irrigation Services/Supplies	30/11/2020	16,285.75
EF135487	11795	Western Power	Street Lighting Installation & Service	30/11/2020	3,300.00
EF135488	11806	Westrac Pty Ltd	Repairs/Mtnce - Earthmoving Equipment	30/11/2020	18,160.17
EF135489	11835	Wurth Australia Pty Ltd	Hardware Supplies	30/11/2020	1,264.67
EF135490	11873	Wattleup Tractors	Hardware Supplies	30/11/2020	2,143.20
EF135491	12014	Tutt Bryant Equipment Bt Equipment Pty Ltd T/As	Excavating/Earthmoving Equipment	30/11/2020	1,526.20
EF135492	12153	Hays Personnel Services Pty Ltd	Employment Services	30/11/2020	11,003.71
EF135493	12191	Csd Network	Design Workshops	30/11/2020	9,854.24
EF135494	12500	Ellenby Tree Farm	Plant Supplies	30/11/2020	2,513.50
EF135495	12791	Alchemy Technology	Computer Software Services	30/11/2020	3,131.36
EF135496	12796	Isentia Pty Ltd	Media Monitoring Services	30/11/2020	1,496.00

EF135497	13462	Ati-Mirage Pty Ltd	Training Services	30/11/2020	940.50
EF135498	13558	Engineering Technology Consultants	Consultants Services	30/11/2020	4,039.75
EF135499	13563	Green Skills Inc	Employment Services	30/11/2020	37,783.84
EF135500	13779	Porter Consulting Engineers	Engineering Consultancy Services	30/11/2020	3,850.00
EF135501	13940	Chemform	Cleaning Supplies	30/11/2020	352.88
EF135502	14350	Baileys Fertilisers	Fertiliser Supplies	30/11/2020	16,379.69
EF135503	14981	Cardile International Fireworks Pty Ltd	Fireworks Services	30/11/2020	6,050.00
EF135504	15588	Natural Area Holdings Pty Ltd	Weed Spraying	30/11/2020	5,012.76
EF135505	15868	Cardno (Wa) Pty Ltd	Consultancy Services - Engineering	30/11/2020	8,510.99
EF135506	16064	Cms Engineering Pty Ltd	Airconditioning Services	30/11/2020	12,110.20
EF135507	16107	Wren Oil	Waste Disposal Services	30/11/2020	462.00
EF135508	16396	Mayday Earthmoving	Road Construction Machine Hire	30/11/2020	3,927.00
EF135509	16432	Scarvac's Iga	Groceries	30/11/2020	1,027.20
EF135510	16846	Action Glass & Aluminium	Glazing Services	30/11/2020	29,240.75
EF135511	16985	Wa Premix	Concrete Supplies	30/11/2020	12,613.92
EF135512	17279	Aussie Cool Shades Sails Awnings & Home Security	Shade Sails & Awnings	30/11/2020	47,487.00
EF135513	17345	Kennards Hire - Myaree	Equipment Hire	30/11/2020	3,724.00
EF135514	17471	Pirtek (Fremantle) Pty Ltd	Hoses & Fittings	30/11/2020	4,130.81
EF135515	17553	Altus Traffic Pty Ltd	Traffic Control Services	30/11/2020	11,389.68
EF135516	17555	Maia Financial Pty Ltd	Equipment Lease Payments	30/11/2020	129,549.50
EF135517	17600	Lightforce Asset Pty Ltd (Erections!)	Guard Rails	30/11/2020	3,561.80
EF135518	17624	Allsports Linemarking	Linemarking Services	30/11/2020	1,386.00
EF135519	17827	Nilsen (Wa) Pty Ltd	Electrical Services	30/11/2020	3,107.94
EF135520	18126	Dell Australia Pty Ltd	Computer Hardware	30/11/2020	18,285.67
EF135521	18203	Natsync Environmental	Pest Control	30/11/2020	1,755.50
EF135522	18216	Regen4 Environmental Services	Consultancy - Environmental	30/11/2020	1,259.50
EF135523	18286	Iw Projects Pty Ltd	Consultancy Services - Civil Engineering	30/11/2020	4,916.45
EF135524	18533	Friends Of The Community Inc.	Donation	30/11/2020	805.00
EF135525	18621	Planning Institute Australia	Registration	30/11/2020	330.00
EF135526	18801	Fremantle Bin Hire	Bin Hire - Skip Bins	30/11/2020	420.00
EF135527	18962	Sealanes (1985) P/L	Catering Supplies	30/11/2020	2,382.56
EF135528	19058	Fremantle Camerahouse	Photographic Equipment	30/11/2020	499.00
EF135529	19288	Rotary Club Of Cockburn Inc	Donation	30/11/2020	5,000.00
EF135530	19533	Woolworths Ltd	Groceries	30/11/2020	2,489.59
EF135531	19762	Australian Training Management Pty Ltd	Training Services	30/11/2020	1,300.00
EF135532	19821	Structerre Consulting	Structural Design Consultancy Services	30/11/2020	1,449.80
EF135533	19967	Finger Food Catering	Catering Services	30/11/2020	1,340.00
EF135534	20000	Aust West Auto Electrical Pty Ltd	Auto Electrical Services	30/11/2020	1,496.42
EF135535	20146	Data#3 Limited	Contract It Personnel & Software	30/11/2020	473.11
EF135536	20321	Riverjet Pty Ltd	Educting-Cleaning Services	30/11/2020	21,912.00
EF135537	20885	Tactile Indicators Perth	Tactiles	30/11/2020	2,920.00
EF135538	21120	Shorewater Marine Pty Ltd	Marine Construction Services	30/11/2020	17,772.15
EF135539	21127	Joanna Ayckbourn (Voices In Sinc)	Instruction - Singing	30/11/2020	400.00
EF135540	21287	T.J. Depiazzi & Sons	Soil & Mulch Supplies	30/11/2020	3,491.40
EF135541	21291	Chittering Valley Worm Farm	Environmental Education	30/11/2020	2,870.00
EF135542	21471	Wa Machinery Glass	Glazing Services	30/11/2020	649.00
EF135543	21665	Mmj Real Estate (Wa) Pty Ltd	Property Management Services	30/11/2020	123.73
EF135544	21678	Iannello Designs	Graphic Design	30/11/2020	99.00
EF135545	21744	Jb Hi Fi - Commercial	Electronic Equipment	30/11/2020	1,776.00
EF135546	21747	Unicare Health	Wheelchair Hire	30/11/2020	821.00
EF135547	21915	Ecowater Services Pty Ltd	Maintenance Services - Waste Systems	30/11/2020	860.40

EF135548	21934	Phoenix Podiatry	Podiatry Services	30/11/2020	65.00
EF135549	21946	Ryan's Quality Meats	Meat Supplies	30/11/2020	446.65
EF135550	22106	Intelife Group	Services - Daip	30/11/2020	6,605.47
EF135551	22109	Public Libraries Western Australia Inc	Professional Organisation	30/11/2020	385.00
EF135552	22119	Bindi Bindi Dreaming Marissa Verma	Consult - Aboriginal Education/Ent	30/11/2020	2,486.00
EF135553	22337	Segafredo Zanetti Aust Pty Ltd	Coffee & Coffee Machines	30/11/2020	299.50
EF135554	22339	Edith Cowan University	Educational Services - Tertiary	30/11/2020	12,700.60
EF135555	22553	Brownes Food Operations	Catering Supplies	30/11/2020	600.58
EF135556	22569	Sonic Health Plus Pty Ltd	Medical Services	30/11/2020	3,346.20
EF135557	22600	Cubic Promotions Pty Ltd	Promotional Products	30/11/2020	1,248.50
EF135558	22613	Vicki Royans	Artistic Services	30/11/2020	600.00
EF135559	22619	Ksc Training	Training Services	30/11/2020	342.00
EF135560	22624	Aussie Earthworks Pty Ltd	Earthworks	30/11/2020	1,716.00
EF135561	22639	Shatish Chauhan	Training Services - Yoga	30/11/2020	1,440.00
EF135562	22658	South East Regional Centre For Urban Landcare Inc (Sercul)	Urban Landcare Services	30/11/2020	48,482.65
EF135563	22682	Beaver Tree Services Pty Ltd	Tree Pruning Services	30/11/2020	40,828.87
EF135564	22752	Elgas Limited	Gas Supplies	30/11/2020	313.40
EF135565	22806	Chevron Australia Downstream Fuels Pty Ltd	Fuel Supplies	30/11/2020	53,988.49
EF135566	22859	Top Of The Ladder	Gutter Cleaning Services	30/11/2020	220.00
EF135567	23457	Totally Workwear Fremantle	Clothing - Uniforms	30/11/2020	1,880.88
EF135568	23570	A Proud Landmark Pty Ltd	Landscape Contruction Services	30/11/2020	15,819.94
EF135569	23579	Daimler Trucks Perth	Purchase Of New Truck	30/11/2020	1,827.09
EF135570	23849	Jcb Construction Equipment Australia	Plant/Machinery Purchase & Maintenance	30/11/2020	1,588.81
EF135571	24506	Amaranti's Personal Training	Personal Training Services	30/11/2020	600.00
EF135572	24655	Automasters Spearwood	Vehicle Servicing	30/11/2020	2,700.00
EF135573	24725	Feral Invasive Species Eradication Management	Eradication Management Services	30/11/2020	1,850.00
EF135574	24748	Pearmans Electrical & Mechanical Services P/L	Electrical Services	30/11/2020	13,705.83
EF135575	24864	Fremantle Football Club	Merchandise Stock For Retail Sale	30/11/2020	4,696.49
EF135576	24945	Ns Projects Pty Ltd	Project Management Services	30/11/2020	5,770.60
EF135577	24949	Bitumen Surfacing The Trustee For Complete Road Services Trust	Bitumen Supplies	30/11/2020	2,864.40
EF135578	24974	Scott Print	Printing Services	30/11/2020	11,121.00
EF135579	24978	Ambius	Plants Supplies	30/11/2020	2,166.25
EF135580	25063	Superior Pak Pty Ltd	Vehicle Maintenance	30/11/2020	3,842.62
EF135581	25102	Fremantle Mobile Welding	Welding Services	30/11/2020	6,490.00
EF135582	25128	Horizon West Landscape & Irrigation P/L	Landscaping Services	30/11/2020	43,983.40
EF135583	25264	Acurix Networks Pty Ltd	Wifi Access Service	30/11/2020	6,366.80
EF135584	25418	Cs Legal	Legal Services	30/11/2020	770.00
EF135585	25645	Yelakitj Moort Nyungar Association Inc	Welcome To The Country Performances	30/11/2020	400.00
EF135586	25657	Lock Joint Australia The Trustee For The Gherbaz Family Trust	Locksmith Services	30/11/2020	3,085.50
EF135587	25733	Miracle Recreation Equipment	Playground Installation / Repairs	30/11/2020	5,065.50
EF135588	25940	Leaf Bean Machine	Coffee Bean Supply	30/11/2020	660.00
EF135589	25962	All Lines	Linemarking Services	30/11/2020	1,320.00
EF135590	25972	Castledex Pty Ltd	Office Furniture	30/11/2020	6,263.40
EF135591	26029	Autosweep Wa	Sweeping Services	30/11/2020	1,320.00
EF135592	26195	Play Check	Consulting Services	30/11/2020	495.00
EF135593	26257	Paperbark Technologies	Arboricultural Consultancy Services	30/11/2020	17,988.90
EF135594	26303	Gecko Contracting Turf & Landscape Maintenance	Turf & Landscape Maintenance	30/11/2020	197,493.05
EF135595	26314	Cpe Group	Temporary Employment Services	30/11/2020	3,603.44
EF135596	26321	Skateboarding Wa	Skateboarding Clinics	30/11/2020	6,600.00
EF135597	26354	Electrofen	Repair Serivces - Security Fences	30/11/2020	385.00
EF135598	26369	All Retaining Systems	Construction Services	30/11/2020	5,500.00

EF135599	26403	Ches Power Group	Engineering Solutions / Back Up Generato	30/11/2020	687.30
EF135600	26423	Alpha Pest Animal Solutions Invasive Species Pty Ltd	Pest Control Services	30/11/2020	6,666.00
EF135601	26470	Scp Conservation	Fencing Services	30/11/2020	30,857.20
EF135602	26516	Ultimate Limestone	Construction Services	30/11/2020	1,650.00
EF135603	26558	Healthcare Australia Pty Ltd	Temporary Employment Services	30/11/2020	3,673.83
EF135604	26586	Wa Temporary Fencing Supplies	Fencing - Temporary	30/11/2020	1,791.90
EF135605	26597	West Coast Shade Pty Ltd	Shade Structures	30/11/2020	11,308.00
EF135606	26606	Enviro Infrastructure Pty Ltd	Construction& Fabrication	30/11/2020	39,804.68
EF135607	26614	Marketforce Pty Ltd	Advertising	30/11/2020	3,297.17
EF135608	26620	Gra Partners	Consulting/Advisory	30/11/2020	8,800.00
EF135609	26625	Andover Detailers	Car Detailing Services	30/11/2020	1,541.50
EF135610	26626	Senversa Pty Ltd	Environmental Auditing	30/11/2020	4,950.00
EF135611	26695	Capital Recycling	Demolition Services	30/11/2020	2,639.83
EF135612	26721	Quad Services Pty Ltd	Cleaning Services	30/11/2020	5,156.85
EF135613	26728	Progressing Priority Projects	Consultancy - Community Services	30/11/2020	5,890.50
EF135614	26734	Copyright Agency Ltd	Copyright Licensing	30/11/2020	13,287.02
EF135615	26735	Shane McMaster Surveys	Survey Services	30/11/2020	550.00
EF135616	26736	Ghems Holdings Pty Ltd	Revegetation	30/11/2020	2,772.00
EF135617	26739	Kerb Doctor	Kerb Maintenance	30/11/2020	7,418.40
EF135618	26754	Insight Call Centre Services	Call Centre Services	30/11/2020	7,670.47
EF135619	26775	Bergmans Auto Group	Vehicle Purchase	30/11/2020	15,876.50
EF135620	26849	Subcon Technologies Pty Ltd	Concrete Marine Solutions	30/11/2020	30,800.00
EF135621	26888	Media Engine	Graphic Design, Marketing, Video Product	30/11/2020	1,450.00
EF135622	26898	Spandex Asia Pacific Pty Ltd	Signage Supplier	30/11/2020	8,621.69
EF135623	26901	Alyka Pty Ltd	Digital Consultancy And Web Development	30/11/2020	577.50
EF135624	26915	Focused Vision Consulting Pty Ltd	Consulting	30/11/2020	1,630.20
EF135625	26917	Cirrus Networks Pty Ltd	It Network & Telephony Services	30/11/2020	792.00
EF135626	26929	Elan Energy Matrix Pty Ltd	Recycling Services	30/11/2020	1,694.47
EF135627	26938	Majestic Plumbing	Plumbing Services	30/11/2020	29,297.90
EF135628	26946	Av Truck Services Pty Ltd	Truck Dealership	30/11/2020	874.59
EF135629	26957	Jbs & G Australia Pty Ltd	Consultancy - Enviromental	30/11/2020	2,902.63
EF135630	26994	Komodo Music	Dj & Mc Services	30/11/2020	660.00
EF135631	27006	Bibra Lake Iga Xpress	Liquor Supplies	30/11/2020	1,168.90
EF135632	27010	Quantum Building Services Pty Ltd	Building Maintenance	30/11/2020	10,537.52
EF135633	27011	Baileys Marine Fuel Australia	Fuel	30/11/2020	469.13
EF135634	27015	Intelli Trac	Gps Tracking	30/11/2020	2,530.00
EF135635	27031	Downer Edi Works Pty Ltd	Asphalt Services	30/11/2020	149,381.58
EF135636	27032	Wtp Australia Pty Ltd	Quantity Surveyors	30/11/2020	6,600.00
EF135637	27044	Graffiti Systems Australia	Graffiti Removal & Anti-Graffiti Coating	30/11/2020	598.60
EF135638	27054	Vocus Pty Ltd	Telecommunications	30/11/2020	2,323.20
EF135639	27059	Frontline Fire And Rescue Equipment	Manufacture-Fire Vehicles/Equipment	30/11/2020	7,859.57
EF135640	27065	Westbooks	Books	30/11/2020	1,230.14
EF135641	27069	Hart Sport	Sports Equipment	30/11/2020	753.30
EF135642	27082	Kulbardi Pty Ltd	Stationery Supplies	30/11/2020	310.20
EF135643	27098	Q2 (Q-Squared)	Digital Data Service	30/11/2020	1,650.00
EF135644	27115	A Plus Training Solutions Pty Ltd	Small Plant Safety Training	30/11/2020	1,100.00
EF135645	27130	Adline Media Pty Ltd	Digital Marketing & Software Service Pro	30/11/2020	709.82
EF135646	27132	Wilma Scenini	Training & Instructor	30/11/2020	360.00
EF135647	27161	Next Power	Solar Panel	30/11/2020	935.00
EF135648	27174	Perth Geotechnics	Engineering And Geotechnical Consultant	30/11/2020	3,685.00
EF135649	27177	Initial Hygiene	Hygiene	30/11/2020	541.13

EF135650	27189	Healthstrong Pty Ltd	Home Care	30/11/2020	440.00
EF135651	27237	Lobel Events	Event Lighting	30/11/2020	9,463.58
EF135652	27241	Landscape Elements Pty Ltd	Landscaping Services	30/11/2020	47,067.75
EF135653	27246	Veale Auto Parts	Spare Parts Mechanical	30/11/2020	1,001.20
EF135654	27277	Department Of Water And Environmental Regulation	Quarterly Land Fill Levy	30/11/2020	53.34
EF135655	27304	Lush Digital Media Pty Ltd	Media Training	30/11/2020	948.20
EF135656	27351	Programmed Property Services	Property Maintenance	30/11/2020	2,294.78
EF135657	27362	The Mighty Booths	Photobooth	30/11/2020	629.00
EF135658	27374	Southern Cross Cleaning	Commercial Cleaning	30/11/2020	6,200.43
EF135659	27377	Accidental Health And Safety - Perth	First Aid Supplies	30/11/2020	1,033.92
EF135660	27381	Fit For Life Exercise Physiology	Exercise Classes	30/11/2020	1,980.00
EF135661	27386	Gc Sales (Wa)	Garden Supplies	30/11/2020	2,937.00
EF135662	27396	Ankeet Mehta Spearwood Newspaper Round Delivery	Newspaper Delivery	30/11/2020	76.77
EF135663	27397	Tony's Forklift Service & Hire Pty Ltd	Forklift Maintenance	30/11/2020	880.00
EF135664	27401	Emprise Mobility Pty Ltd	Mobility Equipment	30/11/2020	9,885.00
EF135665	27403	Freedom Fairies Pty Ltd	Amusement	30/11/2020	3,993.00
EF135666	27410	The Kit Bag	Ppe Clothing	30/11/2020	2,510.00
EF135667	27423	Mechanical Project Services Pty Ltd	Airconditioning Services	30/11/2020	5,822.88
EF135668	27427	Home Chef	Cooking/Food Services	30/11/2020	533.41
EF135669	27431	United Diamond Tools	Tools	30/11/2020	5,060.00
EF135670	27437	Pb Reticulation & Maintenance Services Pty Ltd	Irrigation Services	30/11/2020	403.80
EF135671	27455	Site Protective Services	Cctv Parts	30/11/2020	16,761.93
EF135672	27460	Surf Online Safe	Internet Awareness Education	30/11/2020	1,100.00
EF135673	27463	Agile Dogs	Dog Training	30/11/2020	1,830.00
EF135674	27483	World Upholstery Services	Upholstery Services	30/11/2020	1,540.00
EF135675	27490	Aqua Bubbler	Water Drinking Fountains	30/11/2020	99.00
EF135676	27499	Hodge Collard Preston Architects	Architects	30/11/2020	13,548.28
EF135677	27507	Facilities First Australia	Cleaning Services	30/11/2020	3,950.17
EF135678	27512	Agent Sales & Services Pty Ltd	Pool Chemicals	30/11/2020	2,041.60
EF135679	27518	Kyocera Document Solutions Australia Pty Ltd	Photocopying Machines	30/11/2020	4,690.77
EF135680	27523	Robert Lawrence Toohey	High Pressure Cleaning	30/11/2020	2,673.50
EF135681	27539	Jasmin Carpentry & Maintenance	Carpentry	30/11/2020	297.00
EF135682	27546	Bpa Engineering	Consultancy - Engineering	30/11/2020	2,200.00
EF135683	27548	Standing Fork	Catering	30/11/2020	2,772.00
EF135684	27551	Incognito Catering	Catering Services	30/11/2020	832.40
EF135685	27560	Artem Design Studio Pty Ltd	Architectural Services	30/11/2020	1,320.00
EF135686	27567	Chorus Australia Limited	Health Care Services	30/11/2020	1,778.70
EF135687	27579	Travis Hayto Photography	Photography Services	30/11/2020	646.25
EF135688	27592	Hey Jay Fix It!! Home Maintenance Service	Home Maintenance	30/11/2020	2,320.00
EF135689	27602	Rawlinsons (Wa)	Surveying Services	30/11/2020	2,420.00
EF135690	27610	Rockwater Pty Ltd	Hydrogeological Consultancy	30/11/2020	2,464.00
EF135691	27622	Truegrade Medical Supplies	Medical Supplies	30/11/2020	1,263.61
EF135692	27630	K-Line Fencing Group	Fencing	30/11/2020	11,000.00
EF135693	27631	Aquatic Services Wa Pty Ltd	Pool Equipment & Maintenance	30/11/2020	5,887.20
EF135694	27644	Cmaktech	Ict Engineering & Consulting	30/11/2020	14,981.39
EF135695	27646	The Trustee For Sas Unit Trust (Site Architecture Studio)	Architectural Services	30/11/2020	4,136.00
EF135696	27657	Positive Balance Massage	Massage Therapy	30/11/2020	200.00
EF135697	27664	Disability Awareness Training	Training Disabilities	30/11/2020	1,400.00
EF135698	27675	Wgawa Pty Ltd	Consultancy Engineering	30/11/2020	26,297.98
EF135699	27684	Jani Murphy Pty Ltd	Training	30/11/2020	2,475.00
EF135700	27695	Qtm Pty Ltd	Traffic Management	30/11/2020	77,409.08

EF135701	27701	Perth Better Homes	Shade Sails	30/11/2020	72,727.05
EF135702	27720	Bj Systems	Security Services	30/11/2020	1,204.50
EF135703	27732	Glowing Rooms	Sports - Mini Golf	30/11/2020	941.10
EF135704	27745	Vip Engineering	Engineering - Structural	30/11/2020	1,210.00
EF135705	27749	Advisian Pty Ltd	Consulting - Engineering	30/11/2020	2,895.20
EF135706	27797	City Lifts	Lift Maintenance	30/11/2020	13,662.00
EF135707	27799	Wa Profiling And Stabilisation Pty Ltd	Road Profiling	30/11/2020	5,324.88
EF135708	27809	Ra-One Pty Ltd	Software	30/11/2020	3,960.00
EF135709	27818	Modus Compliance Pty Ltd	Consultant Engineering	30/11/2020	1,485.00
EF135710	27831	Butler And Brown	Event Management	30/11/2020	66,000.00
EF135711	27842	Light House Laundry	Laundering	30/11/2020	112.42
EF135712	27855	Total Landscape Redevelopment Service Pty Ltd	Tree Watering	30/11/2020	10,981.74
EF135713	27863	Carers Plus	Nursing Services	30/11/2020	1,009.43
EF135714	27865	Pritchard Francis Consulting Pty Ltd	Engineering Services	30/11/2020	73,177.50
EF135715	27868	The Basketball Man	Basketball Equipment	30/11/2020	495.00
EF135716	27869	Select Fresh Pty Ltd	Food Supply, Fruit & Veg	30/11/2020	273.85
EF135717	27894	Lifecare Homecare	Healthcare	30/11/2020	4,837.88
EF135718	27896	Rmc Rail Services Pty Ltd	Rail Traffic Management	30/11/2020	1,750.63
EF135719	27899	Nature Calls Portable Toilets	Hire - Portable Loos	30/11/2020	460.00
EF135720	27908	Raubex Construction	Engineering Civil	30/11/2020	1,570.80
EF135721	27917	Go Doors Pty Ltd	Door Maintenance & Repair	30/11/2020	5,870.70
EF135722	27922	Aquatic Recreation Group Wa	Training Services	30/11/2020	750.00
EF135723	27930	Be Projects (Wa) Pty Ltd	Construction Services - C100683	30/11/2020	583,267.79
EF135724	27963	Buffalo Solutions	Training	30/11/2020	326.70
EF135725	27980	Burdens Australia Pty Ltd	Outdoor Furniture	30/11/2020	1,780.28
EF135726	27982	Pep Transport	Transport	30/11/2020	720.07
EF135727	27985	Rosmech Sales & Service Pty Ltd	Road Sweeper	30/11/2020	1,443.20
EF135728	27995	Working On Fire Planning Pty Ltd	Bushfire Planning And Design	30/11/2020	5,472.50
EF135729	28001	Corsign Wa Pty Ltd	Sign Making Material	30/11/2020	2,235.75
EF135730	28003	Taylor Made Design	Graphic Design	30/11/2020	1,606.00
EF135731	28009	Classic Hire	Equipment Hire	30/11/2020	1,045.44
EF135732	28022	Grafton General Products	Home Safety Modifications	30/11/2020	281.60
EF135733	28027	Likeable Creative Pty Ltd	Marketing/Advertising	30/11/2020	7,150.00
EF135734	28031	Brandon's Shredding Boxes	Recycling	30/11/2020	45.00
EF135735	28032	Managed System Services Pty Ltd	It Servcies - 36months Storage	30/11/2020	482,897.78
EF135736	28033	Jakob Wells	Event Management	30/11/2020	5,000.00
EF135737	28041	Perth Husqvarna	Spare Parts Motobikes	30/11/2020	267.55
EF135738	28045	Pt Promotions	Promotional Items	30/11/2020	572.00
EF135739	28049	Copy Magic	Printing Services	30/11/2020	1,619.40
EF135740	28050	Avanti Auto Glass	Windscreen	30/11/2020	1,908.56
EF135741	28055	Alison Bannister Career Coaching	Career Coaching	30/11/2020	495.00
EF135742	28058	Sage Consulting Engineers Pty Ltd	Consultancy - Engineering	30/11/2020	6,448.75
EF135743	28061	Go2cup	Paper Cups	30/11/2020	2,616.90
EF135744	10747	linet Limited	Internet Services	30/11/2020	1,397.26
EF135745	11758	Water Corp Utility Account Only - Please Refer To 11760 When Raising Po	Water Usage / Sundry Charges	30/11/2020	25,225.37
EF135746	10152	Aust Services Union	Payroll Deductions	30/11/2020	1,065.80
EF135747	10154	Australian Taxation Office	Payroll Deductions	30/11/2020	460,278.00
EF135748	10305	Child Support Agency	Payroll Deductions	30/11/2020	895.39
EF135749	11001	Local Government Racing & Cemeteries Employees Union Lgrceu	Payroll Deductions	30/11/2020	82.00
EF135750	11857	Champagne Social Club	Payroll Deductions	30/11/2020	402.00
EF135751	11860	45S Club	Payroll Deductions	30/11/2020	14.00

EF135752	19726	Health Insurance Fund Of Wa	Payroll Deductions	30/11/2020	1,291.40
EF135753	25987	Toyota Fleet Management	Payroll Deductions - Novated Lease	30/11/2020	608.14
EF135754	26987	Cli Risk Management	Security - Cash Collection	30/11/2020	1,496.05
EF135755	27841	Perth Bin Hire	Bin Hire Waste	30/11/2020	4,739.88
EF135756	27874	Smartsalary	Salary Packaging/Leasing Administration	30/11/2020	12,886.64
		TOTAL OF 866 EFT PAYMENTS			10,282,157.97
		LESS: CANCELLED EFT PAYMENTS:			
EF133778	99996	Rates And Property Related Eft Refunds (Not Bonds)	Rates And Property Related Refunds	10/11/2020	-200.00
EF134189	99997	Coc Grants, Donations & Refunds	Grants, Donations & Refunds	16/11/2020	-300.00
EF134191	99997	Coc Grants, Donations & Refunds	Grants, Donations & Refunds	11/11/2020	-200.00
EF134213	99997	Coc Grants, Donations & Refunds	Grants, Donations & Refunds	11/11/2020	-200.00
EF134618	99997	Coc Grants, Donations & Refunds	Grants, Donations & Refunds	16/11/2020	-200.00
		TOTAL CANCELLED EFT PAYMENT			-1,100.00
		TOTAL EFT PAYMENTS (EXCL. CANCELLED PAYMENTS)			10,281,057.97
		ADD: BANK FEES			
		BANK FEES			11.97
		MERCHANT FEES COC			967.74
		MERCHANT FEES MARINA			
		MERCHANT FEES ARC			9.9
		MERCHANT FEES VARIOUS OUT CENTRES			
		NATIONAL BPAY CHARGE			6,705.28
		RTGS/ACLR FEE			
		NAB TRANSACT FEE			
		MERCHANDISE / OTHER FEES			
					7,694.89
		ADD: CREDIT CARD PAYMENTS			73,761.70
		ADD: PAYROLL PAYMENTS			
		COC03/11/20 Pmt 000170211923 City of Cockburn	3/11/2020	694.18	
		COC05/11/20 Pmt 000170470672 City of Cockburn	6/11/2020	18,182.44	
		COC08/11/20 Pmt 000170707460 City of Cockburn	11/11/2020	1,512,460.90	
		COC11/11/20 Pmt 000170886035 City of Cockburn	13/11/2020	12,986.22	
		COC13/11/20 Pmt 000171040753 City of Cockburn	17/11/2020	8,249.26	
		COC20/11/20 Pmt 000171587206 City of Cockburn	25/11/2020	1,525,363.07	
		COC27/11/20 Pmt 000171765159 City of Cockburn	27/11/2020	729.25	
					3,078,665.32
		TOTAL PAYMENTS MADE FOR THE MONTH			13,441,179.88

December 20 PAYMENT LISTING

MUNICIPAL & TRUST FUND

PAYMENT No.	ACCOUNT No.	PAYEE	PAYMENT DESCRIPTION	DATE	VALUE \$
EF135757	99997	Family Day Care	FDC Payment We 29/11/20	3/12/2020	51,156.52
EF135758	99997	In Home Care Payments	IHC Payments We 29/11/2020	3/12/2020	23,706.04
EF135759	26987	Cti Risk Management	Security - Cash Collection	7/12/2020	1,956.35
EF135760	11741	Western Australian Treasury Corporation	Loan Repayments	9/12/2020	1,472,000.00
EF135761	11867	Kevin John Allen	Monthly Elected Member Allowance	11/12/2020	488.64
EF135762	26696	Chamonix Terblanche	Monthly Elected Member Allowance	11/12/2020	4,455.33
EF135763	27872	Phoebe Corke	Monthly Elected Member Allowance	11/12/2020	124.30
EF135764	10058	Alsco Pty Ltd	Hygiene Services/Supplies	11/12/2020	293.07
EF135765	10082	Armandos Sports	Sporting Goods	11/12/2020	800.00
EF135766	10097	Blackwoods Atkins	Engineering Supplies	11/12/2020	295.16
EF135767	10118	Australia Post	Postage Charges	11/12/2020	24,194.99
EF135768	10201	Big W Discount Stores	Various Supplies	11/12/2020	224.00
EF135769	10207	Boc Gases	Gas Supplies	11/12/2020	59.91
EF135770	10221	Bp Australia Pty Ltd	Diesel/Petrol Supplies	11/12/2020	19,736.60
EF135771	10244	Building & Const Industry Training Fund	Levy Payment	11/12/2020	37,222.14
EF135772	10246	Bunnings Building Supplies Pty Ltd	Hardware Supplies	11/12/2020	814.84
EF135773	10255	Cabcharge Australia Pty Ltd	Cabcharges	11/12/2020	1,015.39
EF135774	10292	Chadson Engineering Pty Ltd	Medical Supplies	11/12/2020	163.35
EF135775	10338	Cleanaway Pty Ltd	Waste Disposal Services	11/12/2020	1,480.61
EF135776	10358	Aussie Liquor Cockburn	Liquor Supplies	11/12/2020	119.88
EF135777	10359	Cockburn Painting Service	Painting Supplies/Services	11/12/2020	8,877.00
EF135778	10368	Cockburn Wetlands Education Centre	Community Grant	11/12/2020	2,450.00
EF135779	10375	Veolia Environmental Services	Waste Services	11/12/2020	7,489.56
EF135780	10422	Reitsema Packaging	Road Litter Bags	11/12/2020	632.50
EF135781	10459	David Gray & Co Pty Ltd	Mobile Garbage Bins	11/12/2020	92.40
EF135782	10483	Landgate	Mapping/Land Title Searches	11/12/2020	6,444.98
EF135783	10484	Department Of Mines, Industry Regulation And Safety	Building Services Levy	11/12/2020	58.91
EF135784	10526	E & Mj Rosher Pty Ltd	Mower Equipment	11/12/2020	852.21
EF135785	10528	Easifleet	Vehicle Lease	11/12/2020	368.56
EF135786	10535	Workpower Incorporated	Employment Services - Planting	11/12/2020	4,466.88
EF135787	10589	Fines Enforcement Registry	Fines Enforcement Fees	11/12/2020	1,617.00
EF135788	10597	Flexi Staff Pty Ltd	Employment Services	11/12/2020	6,399.50
EF135789	10611	Forpark Australia	Playground Equipment	11/12/2020	2,217.60
EF135790	10655	Ghd Pty Ltd	Consultancy Services	11/12/2020	3,943.50
EF135791	10679	Grasstrees Australia	Plants & Planting Services	11/12/2020	42,169.60
EF135792	10787	Jandakot Accident Repair Centre	Panel Beating Services	11/12/2020	1,000.00
EF135793	10879	Les Mills Aerobics	Instruction/Training Services	11/12/2020	1,481.16
EF135794	10888	LJ Caterers	Catering Services	11/12/2020	9,948.29
EF135795	10923	Major Motors Pty Ltd	Repairs/Maintenance Services	11/12/2020	299.76
EF135796	10938	Maxwell Robinson & Phelps	Pest & Weed Management	11/12/2020	646.93
EF135797	10944	Mcleods	Legal Services	11/12/2020	441.10

EF135798	10991	Beacon Equipment	Mowing Equipment	11/12/2020	1,586.05
EF135799	11004	Murdoch University Office Of Finance, Planning & Reporting	Analysing Services	11/12/2020	1,193.50
EF135800	11028	Neverfail Springwater Ltd	Bottled Water Supplies	11/12/2020	242.46
EF135801	11036	Northlake Electrical	Electrical Services	11/12/2020	27,613.61
EF135802	11112	Perth Airport Municipalities Group	Membership Renewal	11/12/2020	500.00
EF135803	11208	Quick Corporate Australia Pty Ltd	Stationery/Consumables	11/12/2020	1,392.94
EF135804	11247	Richgro Wa	Gardening Supplies	11/12/2020	227.04
EF135805	11307	Satellite Security Services Pty Ltd	Security Services	11/12/2020	5,069.18
EF135806	11308	Boss Industrial Formally Sba Supplies	Hardware Supplies	11/12/2020	432.00
EF135807	11334	Shenton Enterprises Pty Ltd	Pool Equipment/Services	11/12/2020	32,343.17
EF135808	11425	Southern Metropolitan Regional Council	Waste Disposal Gate Fees	11/12/2020	2,460.00
EF135809	11449	Spearwood Florist Ultimate Co Pty Ltd	Floral Arrangements	11/12/2020	125.00
EF135810	11469	Sports Turf Technology Pty Ltd	Turf Consultancy Services	11/12/2020	1,320.00
EF135811	11502	State Law Publisher	Advertising Services	11/12/2020	783.03
EF135812	11625	Total Eden Pty Ltd	Reticulation Supplies	11/12/2020	9,066.51
EF135813	11667	Turfmaster Facility Management	Turf & Mowing Services	11/12/2020	777.70
EF135814	11701	Vibra Industrial Filtration Australasia	Filter Supplies	11/12/2020	457.82
EF135815	11726	Wa Limestone	Limestone Supplies	11/12/2020	7,783.46
EF135816	11739	Wa Spit Roast Company	Catering Services	11/12/2020	5,919.40
EF135817	11793	Western Irrigation Pty Ltd	Irrigation Services/Supplies	11/12/2020	141,943.70
EF135818	11806	Westrac Pty Ltd	Repairs/Mtnce - Earthmoving Equipment	11/12/2020	500.94
EF135819	11828	Worldwide Online Printing - O'connor	Printing Services	11/12/2020	2,640.23
EF135820	11854	Zipform	Printing Services	11/12/2020	5,205.49
EF135821	12153	Hays Personnel Services Pty Ltd	Employment Services	11/12/2020	18,335.94
EF135822	12207	Civica Pty Ltd	Software Support/Licence Fees	11/12/2020	2,138.93
EF135823	12497	Trophy Choice	Trophy Supplies	11/12/2020	222.75
EF135824	12672	Norman Disney & Young	Consultancy Services	11/12/2020	1,540.00
EF135825	12796	Isentia Pty Ltd	Media Monitoring Services	11/12/2020	748.00
EF135826	12847	Our Community Pty Ltd	Subscription Renewals	11/12/2020	7,500.00
EF135827	13462	Ati-Mirage Pty Ltd	Training Services	11/12/2020	2,029.50
EF135828	13558	Engineering Technology Consultants	Consultants Services	11/12/2020	6,803.50
EF135829	13563	Green Skills Inc	Employment Services	11/12/2020	47,352.60
EF135830	13825	Jackson Mcdonald	Legal Services	11/12/2020	608.30
EF135831	13849	Mcmullen Nolan Group Pty Ltd	Surveying Services	11/12/2020	17,578.00
EF135832	13873	Cockburn Ses	Traffic Management Services	11/12/2020	1,650.00
EF135833	13940	Chemform	Cleaning Supplies	11/12/2020	561.00
EF135834	14350	Baileys Fertilisers	Fertiliser Supplies	11/12/2020	503.80
EF135835	14530	Donald Veal Consultants Pty Ltd	Consultancy Services	11/12/2020	9,471.00
EF135836	15098	Brook & Marsh Pty Ltd	Surveying Services	11/12/2020	1,003.00
EF135837	15588	Natural Area Holdings Pty Ltd	Weed Spraying	11/12/2020	387.99
EF135838	15746	Western Australia Police Service	Police Clearances	11/12/2020	300.60
EF135839	15868	Cardno (Wa) Pty Ltd	Consultancy Services - Engineering	11/12/2020	1,045.00
EF135840	16064	Cms Engineering Pty Ltd	Airconditioning Services	11/12/2020	39,543.90
EF135841	16107	Wren Oil	Waste Disposal Services	11/12/2020	374.00
EF135842	16396	Mayday Earthmoving	Road Construction Machine Hire	11/12/2020	43,388.00
EF135843	16574	Jonathon De Hadleigh	Entertainment Services	11/12/2020	500.00
EF135844	16653	Complete Portables Pty Ltd	Supply & Hire Of Modular Buildings	11/12/2020	754.28

EF135845	17345	Kennards Hire - Myaree	Equipment Hire	11/12/2020	1,595.00
EF135846	17553	Altus Traffic Pty Ltd	Traffic Control Services	11/12/2020	867.63
EF135847	17608	Nu-Trac Rural Contracting	Beach Cleaning/Firebreak Construction	11/12/2020	9,736.38
EF135848	17827	Nilsen (Wa) Pty Ltd	Electrical Services	11/12/2020	1,468.71
EF135849	18126	Dell Australia Pty Ltd	Computer Hardware	11/12/2020	613.68
EF135850	18203	Natsync Environmental	Pest Control	11/12/2020	445.00
EF135851	18272	Austraclear Limited	Investment Services	11/12/2020	41.27
EF135852	18316	Stiles Electrical & Communication Services	Electrical Services	11/12/2020	65,960.51
EF135853	18763	Local Community Insurance Services (Part Of Jlt Group)	Community Insurance Policies	11/12/2020	311.37
EF135854	18801	Fremantle Bin Hire	Bin Hire - Skip Bins	11/12/2020	420.00
EF135855	18962	Sealanes (1985) P/L	Catering Supplies	11/12/2020	949.82
EF135856	19533	Woolworths Ltd	Groceries	11/12/2020	997.04
EF135857	19541	Turf Care Wa Pty Ltd	Turf Services	11/12/2020	3,872.00
EF135858	19649	Telstra Network Integrity Services	Communication Services	11/12/2020	180,714.91
EF135859	19747	Allerding & Associates	Planning Consultancy Services	11/12/2020	3,249.11
EF135860	19762	Australian Training Management Pty Ltd	Training Services	11/12/2020	8,532.00
EF135861	20146	Data#3 Limited	Contract It Personnel & Software	11/12/2020	473.11
EF135862	20546	Pacific Biologics Pty Ltd	Insecticides/Pesticides-Mosquito Control	11/12/2020	10,438.08
EF135863	20547	Garrards Pty Ltd	Insecticides / Pesticides	11/12/2020	122.89
EF135864	21294	Cat Haven	Animal Services	11/12/2020	2,005.00
EF135865	21371	Ld Total Sanpoint Pty Ltd	Landscaping Works/Services	11/12/2020	24,480.93
EF135866	21665	Mmj Real Estate (Wa) Pty Ltd	Property Management Services	11/12/2020	11,673.41
EF135867	21744	Jb Hi Fi - Commercial	Electronic Equipment	11/12/2020	2,793.00
EF135868	21747	Unicare Health	Wheelchair Hire	11/12/2020	448.80
EF135869	21877	Wellness On Wheels	Workplace And Event Remedial Massage	11/12/2020	270.00
EF135870	21946	Ryan's Quality Meats	Meat Supplies	11/12/2020	885.72
EF135871	22553	Brownes Food Operations	Catering Supplies	11/12/2020	434.77
EF135872	22569	Sonic Health Plus Pty Ltd	Medical Services	11/12/2020	1,377.20
EF135873	22623	Landmark Products Ltd	Landscape Infrastructure	11/12/2020	3,547.50
EF135874	22624	Aussie Earthworks Pty Ltd	Earthworks CY O'connor beach	11/12/2020	173,651.50
EF135875	22682	Beaver Tree Services Pty Ltd	Tree Pruning Services	11/12/2020	49,197.20
EF135876	22806	Chevron Australia Downstream Fuels Pty Ltd	Fuel Supplies	11/12/2020	17,334.63
EF135877	22859	Top Of The Ladder	Gutter Cleaning Services	11/12/2020	4,928.00
EF135878	22913	Australian Office Leading Brands.Com.Au	Envelopes	11/12/2020	263.89
EF135879	23288	Ariane Roemmele	Amusement - Children's Activities	11/12/2020	920.00
EF135880	23351	Cockburn Gp Super Clinic Limited T/A Cockburn Integrated Health	Leasing Fees	11/12/2020	991.01
EF135881	23412	Coastal Motorcycle Club Wa Inc	Motorcross	11/12/2020	500.00
EF135882	23457	Totally Workwear Fremantle	Clothing - Uniforms	11/12/2020	627.08
EF135883	23549	West Oz Wildlife	Amusement Park Entry Fees	11/12/2020	786.50
EF135884	23685	Astro Synthetic Turf Pty Ltd	Site Inspections	11/12/2020	8,404.00
EF135885	23971	Find Wise Location Services	Locating Services - Underground	11/12/2020	2,530.00
EF135886	24643	Bibliotheca Rfid Library Systems Australia Pty Ltd	Purchase Of Library Tags	11/12/2020	607.29
EF135887	24655	Automasters Spearwood	Vehicle Servicing	11/12/2020	735.00
EF135888	24736	Zenien	Cctv Camera Licences	11/12/2020	3,475.12
EF135889	24748	Pearmans Electrical & Mechanical Services P/L	Electrical Services	11/12/2020	13,728.00
EF135890	24864	Fremantle Football Club	Merchandise Stock For Retail Sale	11/12/2020	872.41
EF135891	24945	Ns Projects Pty Ltd	Project Management Services	11/12/2020	4,400.00

EF135892	24949	Bitumen Surfacing The Trustee For Complete Road Services Trust	Bitumen Supplies	11/12/2020	4,420.68
EF135893	24978	Ambius	Plants Supplies	11/12/2020	54.43
EF135894	25002	Brain Ambulance Pty Ltd	Education Services	11/12/2020	1,754.50
EF135895	25115	Fiig	Investment Management Services	11/12/2020	5,500.00
EF135896	25121	Imagesource Digital Solutions	Billboards	11/12/2020	2,160.18
EF135897	25128	Horizon West Landscape & Irrigation P/L	Landscaping Services	11/12/2020	536.80
EF135898	25201	Jtagz Pty Ltd	Wriststraps	11/12/2020	203.50
EF135899	25332	Intergraph Corporation	Mapping Services	11/12/2020	3,590.40
EF135900	25418	Cs Legal	Legal Services	11/12/2020	3,834.96
EF135901	25645	Yelakitj Moort Nyungar Association Inc	Welcome To The Country Performances	11/12/2020	400.00
EF135902	25733	Miracle Recreation Equipment	Playground Installation / Repairs	11/12/2020	31,801.00
EF135903	25813	Lg Connect Pty Ltd	Erp Systems Development	11/12/2020	4,470.41
EF135904	25940	Leaf Bean Machine	Coffee Bean Supply	11/12/2020	440.00
EF135905	26114	Grace Records Management	Records Management Services	11/12/2020	1,470.64
EF135906	26195	Play Check	Consulting Services	11/12/2020	825.00
EF135907	26211	Amcom Pty Ltd	Internet/Data Services	11/12/2020	14,683.15
EF135908	26251	Healing India Creative Arts	Facilitation Services - Workshops	11/12/2020	450.00
EF135909	26257	Paperbark Technologies	Arboricultural Consultancy Services	11/12/2020	12,173.85
EF135910	26303	Gecko Contracting Turf & Landscape Maintenance	Turf & Landscape Maintenance Contract C100442	11/12/2020	180,036.81
EF135911	26314	Cpe Group	Temporary Employment Services	11/12/2020	2,736.46
EF135912	26321	Skateboarding Wa	Skateboarding Clinics	11/12/2020	1,897.50
EF135913	26419	Equifax Australasia Credit Ratings Pty Ltd	Credit Reference Checks	11/12/2020	603.90
EF135914	26442	Bullant Security Pty Ltd Key West Lock Service & Sales	Locksmith & Security Services	11/12/2020	980.70
EF135915	26462	Solarwinds Software Europe Limited	Oracle Licenses	11/12/2020	4,135.00
EF135916	26470	Scp Conservation	Fencing Services	11/12/2020	14,982.00
EF135917	26510	Local Bmx Pty Ltd	Amusement Services	11/12/2020	1,039.89
EF135918	26574	Eva Bellydance	Entertainment - Belly Dancing	11/12/2020	225.00
EF135919	26580	Onyx Fit Pty Ltd	Personal Training, Muay Thia, Boxing	11/12/2020	1,700.00
EF135920	26606	Enviro Infrastructure Pty Ltd	Construction& Fabrication	11/12/2020	41,402.21
EF135921	26610	Tracc Civil Pty Ltd	Civil Construction	11/12/2020	5,242.19
EF135922	26614	Marketforce Pty Ltd	Advertising	11/12/2020	4,118.59
EF135923	26625	Andover Detailers	Car Detailing Services	11/12/2020	722.50
EF135924	26660	Epoch Training	Business Training	11/12/2020	250.00
EF135925	26662	Designer Christmas	Hire Of Christmas Trees And Decorations	11/12/2020	1,430.00
EF135926	26707	A1 Mario Cotellessa	Entertainment Services	11/12/2020	750.00
EF135927	26721	Quad Services Pty Ltd	Cleaning Services	11/12/2020	1,743.25
EF135928	26722	Jenelle Russo Studio	Entertainer And Teacher	11/12/2020	490.00
EF135929	26735	Shane McMaster Surveys	Survey Services	11/12/2020	12,430.00
EF135930	26761	The Sand Card Company	Entertainment Services	11/12/2020	885.00
EF135931	26766	Jpw Earthmoving Pty Ltd	Earthmoving Services	11/12/2020	3,960.00
EF135932	26775	Bergmans Auto Group	Vehicle Purchase	11/12/2020	16,604.90
EF135933	26782	Soft Landing	Recycling Services	11/12/2020	6,258.00
EF135934	26800	The Goods	Retail	11/12/2020	218.94
EF135935	26846	Visability Limited	Disability Services	11/12/2020	836.02
EF135936	26849	Subcon Technologies Pty Ltd	Concrete Marine Solutions	11/12/2020	7,700.00
EF135937	26883	Gta Consultants	Transport Planning	11/12/2020	23,482.47
EF135938	26888	Media Engine	Graphic Design, Marketing, Video Product	11/12/2020	3,110.00

EF135939	26898	Spandex Asia Pacific Pty Ltd	Signage Supplier	11/12/2020	9,193.84
EF135940	26909	West Coast Profilers Pty Ltd	Road Planing Cold Services	11/12/2020	8,374.30
EF135941	26915	Focused Vision Consulting Pty Ltd	Consulting	11/12/2020	34,026.30
EF135942	26923	Woodlands Distributors Pty Ltd	Rubbish Collection Equipment	11/12/2020	18,544.85
EF135943	26929	Elan Energy Matrix Pty Ltd	Recycling Services	11/12/2020	986.98
EF135944	26938	Majestic Plumbing	Plumbing Services	11/12/2020	2,542.49
EF135945	26946	Av Truck Services Pty Ltd	Truck Dealership	11/12/2020	253.33
EF135946	26987	Cti Risk Management	Security - Cash Collection	11/12/2020	1,432.45
EF135947	27002	Cockburn Party Hire	Hire Services	11/12/2020	725.00
EF135948	27010	Quantum Building Services Pty Ltd	Building Maintenance	11/12/2020	11,659.47
EF135949	27027	Frig Tech Wa	Refridgeration Services	11/12/2020	473.00
EF135950	27031	Downer Edi Works Pty Ltd	Asphalt Services	11/12/2020	31,095.22
EF135951	27046	Tfh Hire Services Pty Ltd	Hire Fencing	11/12/2020	1,488.30
EF135952	27052	Event Marquees	Marquee Hire	11/12/2020	670.00
EF135953	27059	Frontline Fire And Rescue Equipment	Manufacture-Fire Vehicles/Equipment	11/12/2020	1,862.46
EF135954	27065	Westbooks	Books	11/12/2020	1,675.34
EF135955	27082	Kulbardi Pty Ltd	Stationery Supplies	11/12/2020	1,004.58
EF135956	27085	Savills Project Management Pty Ltd	Project Management	11/12/2020	16,932.30
EF135957	27098	Q2 (Q-Squared)	Digital Data Service	11/12/2020	1,980.00
EF135958	27115	A Plus Training Solutions Pty Ltd	Small Plant Safety Training	11/12/2020	625.00
EF135959	27126	Lindsay Miles	Education (Sustainability)	11/12/2020	700.00
EF135960	27131	West Coast Commercial Industries	Lockers	11/12/2020	1,660.14
EF135961	27143	Embroidme Success	Embroidery Services	11/12/2020	217.18
EF135962	27155	Educated By Nature Pty Ltd	Education Services	11/12/2020	693.00
EF135963	27161	Next Power	Solar Panel	11/12/2020	1,132.21
EF135964	27177	Initial Hygiene	Hygiene	11/12/2020	5,746.72
EF135965	27194	Animal Care Equipment & Services Australia Pty Ltd	Animal Handling & Catching Equipment	11/12/2020	573.75
EF135966	27238	Auto Ingress Pty Ltd	Service Auto Doors	11/12/2020	343.59
EF135967	27241	Landscape Elements Pty Ltd	Landscaping Services	11/12/2020	12,725.32
EF135968	27269	Integrappay Pty Ltd	Payment Processing	11/12/2020	34,069.25
EF135969	27291	Auslan Stage Left	Consultancy - Interpreting	11/12/2020	1,210.00
EF135970	27310	Swimplex Aquatics Pty Ltd	Pool Equipment Maintenance	11/12/2020	4,620.00
EF135971	27323	Go Nutz Coffee And Donutz	Catering Services	11/12/2020	680.00
EF135972	27334	Westcare Print	Printing Services	11/12/2020	286.00
EF135973	27348	Message Media	Telecommunications	11/12/2020	731.09
EF135974	27350	Integrate Sustainability	Consultancy - Enviromental	11/12/2020	4,862.00
EF135975	27352	Bikewise	Transport Promotions	11/12/2020	385.00
EF135976	27355	Playmaster	Playground Equipment	11/12/2020	19,250.00
EF135977	27362	The Mighty Booths	Photobooth	11/12/2020	1,498.00
EF135978	27379	Esri Australia Pty Ltd	Gis Software	11/12/2020	17,600.00
EF135979	27384	Sifting Sands	Sand Cleaning	11/12/2020	1,322.20
EF135980	27385	Programmed Electrical Technologies	Electrical Services	11/12/2020	3,880.10
EF135981	27392	Axis Maintenance Services Pty Ltd	Maintenance	11/12/2020	726.01
EF135982	27401	Emprise Mobility Pty Ltd	Mobility Equipment	11/12/2020	612.00
EF135983	27403	Freedom Fairies Pty Ltd	Amusement	11/12/2020	341.00
EF135984	27405	Combat Clothing Australia P/L	Clothing - Protective	11/12/2020	2,928.10
EF135985	27420	Cygnat Workplace Investigations	Consultancy - Human Resources	11/12/2020	7,628.50

EF135986	27423	Mechanical Project Services Pty Ltd	Airconditioning Services	11/12/2020	4,838.49
EF135987	27427	Home Chef	Cooking/Food Services	11/12/2020	503.84
EF135988	27448	Selectro Services Pty Ltd	Electrical	11/12/2020	209.00
EF135989	27455	Site Protective Services	Cctv Parts	11/12/2020	7,046.79
EF135990	27456	Securepay Pty Ltd	Payment Solutions	11/12/2020	2,177.73
EF135991	27463	Agile Dogs	Dog Training	11/12/2020	1,830.00
EF135992	27499	Hodge Collard Preston Architects	Architects	11/12/2020	4,794.90
EF135993	27507	Facilities First Australia	Cleaning Services	11/12/2020	138,781.84
EF135994	27523	Robert Lawrence Toohey	High Pressure Cleaning	11/12/2020	1,502.00
EF135995	27524	David Wills And Associates	Engineering Services	11/12/2020	3,465.00
EF135996	27535	The Forever Project Pty Ltd	Consultancy	11/12/2020	14,909.40
EF135997	27539	Jasmin Carpentry & Maintenance	Carpentry	11/12/2020	71.50
EF135998	27546	Bpa Engineering	Consultancy - Engineering	11/12/2020	8,096.00
EF135999	27548	Standing Fork	Catering	11/12/2020	264.00
EF136000	27568	Ept	Ups Service/Repairs	11/12/2020	9,933.00
EF136001	27575	Shred X Secure Destruction	Document Destruction	11/12/2020	20.24
EF136002	27579	Travis Hayto Photography	Photography Services	11/12/2020	662.50
EF136003	27587	New Ground Water Services Pty Ltd	Irrigation/Reticulation	11/12/2020	5,087.50
EF136004	27592	Hey Jay Fix It!! Home Maintenance Service	Home Maintenance	11/12/2020	200.00
EF136005	27617	Galaxy 42 Pty Ltd	Consultancy - It	11/12/2020	10,560.00
EF136006	27622	Truegrade Medical Supplies	Medical Supplies	11/12/2020	1,955.38
EF136007	27631	Aquatic Services Wa Pty Ltd	Pool Equipment & Maintenance	11/12/2020	3,067.90
EF136008	27644	Cmaktech	Ict Engineering & Consulting	11/12/2020	12,266.51
EF136009	27645	Department Of Agriculture, Water And The Environment	Governing Body	11/12/2020	2,500.00
EF136010	27652	Area 5 Football Pty Ltd	Training - Football	11/12/2020	1,680.00
EF136011	27657	Positive Balance Massage	Massage Therapy	11/12/2020	200.00
EF136012	27676	Blue Force Pty Ltd	Security Services	11/12/2020	60.00
EF136013	27684	Jani Murphy Pty Ltd	Training	11/12/2020	2,475.00
EF136014	27702	Archae-Aus Pty Ltd	Consultancy - Cultural	11/12/2020	1,155.00
EF136015	27712	Perth Playground And Rubber Pty Ltd	Playground Softfall/Equipment	11/12/2020	10,516.00
EF136016	27719	Pulse Locating	Cable Locations	11/12/2020	780.00
EF136017	27720	Bj Systems	Security Services	11/12/2020	165.00
EF136018	27734	Ecocene Pty Ltd	Environmental Management Information Sys	11/12/2020	5,869.60
EF136019	27741	Oh Cookie Co.	Catering - Bakery Products	11/12/2020	900.00
EF136020	27749	Advisian Pty Ltd	Consulting - Enginnering	11/12/2020	7,476.26
EF136021	27776	Urban Resources Pty Ltd	Hire Paint & Equipment	11/12/2020	7,081.25
EF136022	27778	Culture Counts Australia	Surveying/Marketing Services	11/12/2020	2,200.00
EF136023	27814	Kinesis Pty Ltd	Consultancy - Sustainability	11/12/2020	16,500.00
EF136024	27816	Asterisk Information Security	It Consultancy	11/12/2020	18,887.00
EF136025	27819	Axils Contracting Pty Ltd	Concrete Works	11/12/2020	49,924.23
EF136026	27833	Johannes Fine Art	Photographic Services	11/12/2020	690.00
EF136027	27842	Light House Laundry	Laundering	11/12/2020	128.04
EF136028	27855	Total Landscape Redevelopment Service Pty Ltd	Tree Watering	11/12/2020	32,885.17
EF136029	27863	Carers Plus	Nursing Services	11/12/2020	2,064.27
EF136030	27869	Select Fresh Pty Ltd	Food Supplie,Fruit & Veg	11/12/2020	1,053.70
EF136031	27886	Bbc Entertainment	Entertainment Agency	11/12/2020	6,204.00
EF136032	27894	Lifecare Homecare	Healthcare	11/12/2020	5,735.50

EF136033	27916	Body Bike Australia Pty Ltd	Bike Repairs & Servicing	11/12/2020	335.67
EF136034	27917	Go Doors Pty Ltd	Door Maintenance & Repair	11/12/2020	8,518.40
EF136035	27946	Kambarang Services Pty Ltd	Training Indigenous Cultute	11/12/2020	3,850.00
EF136036	27953	Truckline	Spare Parts, Truck/Trailer	11/12/2020	70.21
EF136037	27978	Frontline Safety Australia Pty Ltd	Clothing - Uniforms	11/12/2020	1,054.38
EF136038	27984	Sabrina Fenwick	Excercise Classes	11/12/2020	640.00
EF136039	28001	Corsign Wa Pty Ltd	Sign Making Material	11/12/2020	1,161.60
EF136040	28003	Taylor Made Design	Graphic Design	11/12/2020	1,683.00
EF136041	28010	Juicebox Creative	Marketing/Advertising	11/12/2020	4,950.00
EF136042	28011	Chameleon Tents	Hire Tents	11/12/2020	3,630.00
EF136043	28013	Rps Aap Consulting Pty Ltd	Project Management	11/12/2020	2,285.80
EF136044	28015	Imprint Plastic	Badges	11/12/2020	187.00
EF136045	28022	Grafton General Products	Home Safety Modifications	11/12/2020	1,339.28
EF136046	28025	The Nappy Guru	Nappy Workshops	11/12/2020	250.00
EF136047	28052	Auscare Group Wa	Employment Services	11/12/2020	600.00
EF136048	28058	Sage Consulting Engineers Pty Ltd	Consultancy - Engineering	11/12/2020	7,441.50
EF136049	28059	Tredwell Management Services	Sport And Recreation Planning	11/12/2020	21,912.00
EF136050	28060	Wanjoo Pty Ltd	Music And Cultural Activities	11/12/2020	990.00
EF136051	28061	Go2cup	Paper Cups	11/12/2020	225.50
EF136052	28062	Marsh Pty Ltd	Insurance Premiums	11/12/2020	25,833.50
EF136053	28067	Aqua Fitness Online	Training	11/12/2020	1,950.00
EF136054	99996	Sandle Crane	Rates and Property related refunds	11/12/2020	42.50
EF136055	99996	Venture Outdoor Wa Pty Ltd	Rates and Property related refunds	11/12/2020	147.00
EF136056	99996	Celebration Nominees Pty Ltd	Rates and Property related refunds	11/12/2020	736.59
EF136057	99996	Elke Barnes	Rates and Property related refunds	11/12/2020	222.00
EF136058	99996	Housing Authority	Rates and Property related refunds	11/12/2020	508.26
EF136059	99996	Kelly Johnson	Rates and Property related refunds	11/12/2020	194.50
EF136060	99996	Vince Radford	Rates and Property related refunds	11/12/2020	1,541.69
EF136061	99996	Vince Radford	Rates and Property related refunds	11/12/2020	817.63
EF136062	99996	Housing Authority	Rates and Property related refunds	11/12/2020	1,655.00
EF136063	99996	Marvila Group Pty Ltd	Rates and Property related refunds	11/12/2020	166.65
EF136064	99996	H & R Baird	Rates and Property related refunds	11/12/2020	482.23
EF136065	99996	Housing Authority	Rates and Property related refunds	11/12/2020	42.95
EF136066	99996	Ecp Acquisitions 7 Pty Ltd	Rates and Property related refunds	11/12/2020	2,679.90
EF136067	99996	Claire Di Silvio	Rates and Property related refunds	11/12/2020	2,000.00
EF136068	99996	Julie M Knape	Rates and Property related refunds	11/12/2020	1,000.00
EF136069	99996	Anna Maria Pasquale	Rates and Property related refunds	11/12/2020	1,921.85
EF136070	99996	Francesco J Galati	Rates and Property related refunds	11/12/2020	212.00
EF136071	23250	Department Of Planning, Lands & Heritage	Dap Applications & Dap Fees	11/12/2020	5,603.00
EF136072	88888	Scarlet Bell	Bond refund	11/12/2020	250.00
EF136073	88888	Mark Gidvani	Bond refund	11/12/2020	4,125.00
EF136074	88888	Muriel 1 Partnership	Bond refund	11/12/2020	249,441.02
EF136075	99997	Jeni Morris	Crossover Claim - J Morris	11/12/2020	300.00
EF136076	99997	Judith Laird	Crossover Rebate	11/12/2020	300.00
EF136077	99997	Colbey Elliott	Crossover Rebate	11/12/2020	300.00
EF136078	99997	Callum Jakovich	Crossover Rebate	11/12/2020	300.00
EF136079	99997	Keith Jasson	Crossover Rebate	11/12/2020	300.00

EF136080	99997	Lisa Brideson	Staff Reimbursement	11/12/2020	240.00
EF136081	99997	Christopher Yee Tai	Fee Reimbursement - Christopher Tai	11/12/2020	643.00
EF136082	99997	P A Traine	Prescription Safety Glassess - Recoup	11/12/2020	300.00
EF136083	99997	F & A Trollo	Prescription Safety Glassess - F Trollo	11/12/2020	300.00
EF136084	99997	Home Instead Senior Care Perth	Syren - Unspent Funds	11/12/2020	14,661.79
EF136085	99997	Rhett Thomas	Compost Bin Rebate	11/12/2020	45.00
EF136086	99997	Maria Binks	Compost Bin Rebate	11/12/2020	50.00
EF136087	99997	Anne Leishman	Compost Bin Rebate	11/12/2020	50.00
EF136088	99997	Luis Rojas Plata	Compost Bin Rebate	11/12/2020	50.00
EF136089	99997	Chantelle Nictora	Staff Reimbursement	11/12/2020	151.46
EF136090	99997	Coogee Beach Progress Association	Delegated Authority Lgacs7	11/12/2020	556.00
EF136091	99997	Roberta Bunce	Reimbursement Of Coffee - Volunteer	11/12/2020	36.80
EF136092	99997	Blandine Halle	Compost Bin Rebate	11/12/2020	50.00
EF136093	99997	Loredana Runcan	Compost Bin Rebate	11/12/2020	50.00
EF136094	99997	Ashutosh Srivastava	Hire Refund	11/12/2020	150.00
EF136095	99997	Elizabeth Briceno	Compost Bin Rebate	11/12/2020	50.00
EF136096	99997	Jakub Chudy	Compost Bin Rebate	11/12/2020	45.00
EF136097	99997	V & R Oliver	Cockburn Care Unspent Funds	11/12/2020	187.74
EF136098	99997	Lorraine Sims	Senior Security Subsidy Scheme	11/12/2020	125.00
EF136099	99997	Nancy Tissott	Senior Security Subsidy Scheme	11/12/2020	200.00
EF136100	99997	Pasquale Catanzaro	Senior Security Subsidy Scheme	11/12/2020	200.00
EF136101	99997	Mervyn Strawbridge	Senior Security Subsidy Scheme	11/12/2020	300.00
EF136102	99997	Eleanor Reid	Senior Security Subsidy Scheme	11/12/2020	100.00
EF136103	99997	Barbara Soltoggio	Senior Security Subsidy Scheme	11/12/2020	100.00
EF136104	99997	Coc Grants, Donations & Refunds	Grants, Donations & Refunds	11/12/2020	300.00
EF136105	99997	Jennifer Priemus	Senior Security Subsidy Scheme	11/12/2020	200.00
EF136106	99997	O'Neill Fernandes	Senior Security Subsidy Scheme	11/12/2020	300.00
EF136107	99997	Patricia Jones	Senior Security Subsidy Scheme	11/12/2020	200.00
EF136108	99997	Orlando Gomes	Senior Security Subsidy Scheme	11/12/2020	200.00
EF136109	99997	Nevilla Younger	Senior Security Subsidy Scheme	11/12/2020	135.00
EF136110	99997	Mervyne Gulliver	Senior Security Subsidy Scheme	11/12/2020	100.00
EF136111	99997	June Beisley	Senior Security Subsidy Scheme	11/12/2020	200.00
EF136112	99997	Grant Strailton	Senior Security Subsidy Scheme	11/12/2020	200.00
EF136113	99997	Philip Trevean	Senior Security Subsidy Scheme	11/12/2020	100.00
EF136114	99997	Geraldine Dos Anjos	Senior Security Subsidy Scheme	11/12/2020	300.00
EF136115	99997	Richard Browton	Senior Security Subsidy Scheme	11/12/2020	200.00
EF136116	99997	Mila Jerkovic	Senior Security Subsidy Scheme	11/12/2020	200.00
EF136117	99997	Jakica Zaknic	Senior Security Subsidy Scheme	11/12/2020	200.00
EF136118	99997	Devassy Puthussery	Senior Security Subsidy Scheme	11/12/2020	200.00
EF136119	99997	Carol Wright	Senior Security Subsidy Scheme	11/12/2020	300.00
EF136120	99997	Ivan Aunins	Senior Security Subsidy Scheme	11/12/2020	300.00
EF136121	99997	Stanislaw Jorek	Senior Security Subsidy Scheme	11/12/2020	160.00
EF136122	99997	Giuseppe Modugno	Senior Security Subsidy Scheme	11/12/2020	300.00
EF136123	99997	Brian Lockyer	Senior Security Subsidy Scheme	11/12/2020	300.00
EF136124	99997	Sandra Small	Senior Security Subsidy Scheme	11/12/2020	300.00
EF136125	99997	Glynis Dimopoulos	Senior Security Subsidy Scheme	11/12/2020	100.00
EF136126	99997	Ronald Dobson	Senior Security Subsidy Scheme	11/12/2020	200.00

EF136127	99997	Peter Cooper	Senior Security Subsidy Scheme	11/12/2020	300.00
EF136128	99997	Kevin Bovill	Senior Security Subsidy Scheme	11/12/2020	100.00
EF136129	99997	Barry Eades	Senior Security Subsidy Scheme	11/12/2020	200.00
EF136130	99997	Jacqueline Vojkovic	Senior Security Subsidy Scheme	11/12/2020	100.00
EF136131	99997	Anna Maria Degennaro	Senior Security Subsidy Scheme	11/12/2020	140.00
EF136132	99997	Robyn Hitchcock	Senior Security Subsidy Scheme	11/12/2020	200.00
EF136133	99997	Christine Simon	Senior Security Subsidy Scheme	11/12/2020	100.00
EF136134	99997	Valerie Shearies	Senior Security Subsidy Scheme	11/12/2020	300.00
EF136135	99997	Trevor Bradley	Senior Security Subsidy Scheme	11/12/2020	100.00
EF136136	99997	Puak Lim	Senior Security Subsidy Scheme	11/12/2020	135.00
EF136137	99997	Leonie Blakemore	Senior Security Subsidy Scheme	11/12/2020	300.00
EF136138	99997	Colleen Sherie Crowley	2 Visitor Chairs	11/12/2020	258.00
EF136139	99997	Shanelle Penny	Parking And Birth Certificate Reimburse	11/12/2020	72.28
EF136140	99997	Gemma Farrell	Waterwise Verge Incentive Scheme	11/12/2020	500.00
EF136141	99997	Suzy Jenkins	Waterwise Verge Rebate	11/12/2020	750.00
EF136142	99997	Karen Layman	Water Wise Verge Rebate	11/12/2020	230.12
EF136143	99997	Jandakot Bushfire Brigade	Jandakot Bushfire Brigade Reimburse	11/12/2020	266.99
EF136144	99997	Jandakot Bushfire Brigade	Jandakot Bushfire Brigade Reimbursement	11/12/2020	990.00
EF136145	99997	Jandakot Bushfire Brigade	Jandakot Bushfire Brigade Reimbursement	11/12/2020	360.36
EF136146	99997	Carol Wilson	Reimbursement Fees - Carol Wilson	11/12/2020	170.80
EF136147	99997	Yangebup Family Centre	Covid Recovery Grant	11/12/2020	5,280.00
EF136148	99997	Moorditj Koort Aboriginal Corporation	Covid Recovery Grant	11/12/2020	5,005.00
EF136149	99997	Jmj Migration Pty Ltd	Covid Recovery Grant	11/12/2020	3,000.00
EF136150	99997	Churches' Commission On Education (Youth	Donation	11/12/2020	20,000.00
EF136151	99997	Dylan Parry	Crossover Rebate	11/12/2020	300.00
EF136152	99997	Patricia Aparecida Melendre	Compost Bin Rebate - Patricia Melendre	11/12/2020	45.00
EF136153	99997	R Mahon	Compost Bin Rebate - Rebecca Mahon	11/12/2020	50.00
EF136154	99997	Dylan Harrisson	Compost Bin Rebate - Dylan Harrisson	11/12/2020	50.00
EF136155	99997	Katherine Gioffre	Waterwise Verge Incentive Scheme	11/12/2020	750.00
EF136156	10047	Alinta Energy	Natural Gas & Electricity Supply	11/12/2020	20,798.40
EF136157	11794	Synergy	Electricity Usage/Supplies	11/12/2020	422,070.30
EF136158	12025	Telstra Corporation	Communications Services	11/12/2020	3,246.23
EF136159	10747	linet Limited	Internet Services	11/12/2020	18.95
EF136160	11758	Water Corp Utility Account Only - Please Refer To 11760 When Raising Po	Water Usage / Sundry Charges	11/12/2020	38,175.84
EF136161	10152	Aust Services Union	Payroll Deductions	14/12/2020	1,065.80
EF136162	10154	Australian Taxation Office	Payroll Deductions	14/12/2020	465,633.00
EF136163	10305	Child Support Agency	Payroll Deductions	14/12/2020	895.39
EF136164	11001	Local Government Racing & Cemeteries Employees Union Lgrceu	Payroll Deductions	14/12/2020	82.00
EF136165	11857	Champagne Social Club	Payroll Deductions	14/12/2020	400.01
EF136166	11860	45S Club	Payroll Deductions	14/12/2020	14.00
EF136167	19726	Health Insurance Fund Of Wa	Payroll Deductions	14/12/2020	1,291.42
EF136168	25987	Toyota Fleet Management	Payroll Deductions - Novated Lease	14/12/2020	608.14
EF136169	26987	Cti Risk Management	Security - Cash Collection	14/12/2020	2,409.05
EF136170	27808	Camms	Software	14/12/2020	17,600.00
EF136171	27874	Smartsalary	Salary Packaging/Leasing Administration	14/12/2020	13,223.18
EF136172	99997	Hinco Instruments Pty Ltd	Invoice Number: 00024949	14/12/2020	631.40
EF136173	99997	Valco Properties 1 Pty Ltd	Deed Of Confidential Settlement	14/12/2020	5,548.13

EF136174	10590	Department Of Fire And Emergency Services	Esl Levy & Related Costs	21/12/2020	5,173,055.10
EF136175	12565	Southern Metro Regional Council - Loans	Loan Repayment	21/12/2020	400,736.36
EF136176	99997	Family Day Caress	FDC Payment We 13/12/20	17/12/2020	51,227.75
EF136177	99997	In Home Care Payments	IHC Payments We 13/12/20	17/12/2020	20,476.22
EF136178	27492	Superchoice Services Pty Limited	Payroll Deductions	14/12/2020	605,052.02
EF136179	88888	Lenard Greenhalgh	Bond refund	24/12/2020	475.00
EF136180	88888	Frasers Property Ahl Limited Operating	Bond refund	24/12/2020	6,149.11
EF136181	99997	Pascal Bailey	Ipwea (Wa) 2020 Meeting Reimbursement	24/12/2020	62.70
EF136182	99997	Milan And Jana Kucera	Waterwise Verge Incentive Scheme	24/12/2020	500.00
EF136183	99997	Blaise L Kalalo	Waterwise Rebate - Blaise Kalalo	24/12/2020	500.00
EF136184	99997	Kenneth Harris	Waterwise Verge Incentive Scheme	24/12/2020	500.00
EF136185	99997	Alexander Mockel	Waterwise Verge Incentive Scheme	24/12/2020	500.00
EF136186	99997	Peter Gibney	Waterwise Verge Incentive Scheme	24/12/2020	500.00
EF136187	99997	Jane Glynn	Waterwise Verge Incentive Scheme	24/12/2020	750.00
EF136188	99997	Abdul Peermohideen	Waterwise Verge Rebate	24/12/2020	500.00
EF136189	99997	Margaret A Zentner	Waterwise Verge Incentive Scheme	24/12/2020	500.00
EF136190	99997	Meenu Dahiya	Waterwise Verge Incentive Scheme	24/12/2020	500.00
EF136191	99997	Carol Wilson	Reimbursement Fees - Carol Wilson	24/12/2020	97.60
EF136192	99997	Harmonie Musique	Invoice 013	24/12/2020	450.00
EF136193	99997	Julia Barcello	Refund For Arcelerate Pack	24/12/2020	138.00
EF136194	99997	Marie Kamaldien	Refund For Arcelerate Pack	24/12/2020	69.00
EF136195	99997	Robby Bewley	Refund For Arcelerate Pack	24/12/2020	138.00
EF136196	99997	Servau Offcl. Departmental Repts & Pymts	Document Number : 180116996	24/12/2020	238.59
EF136197	99997	Ri & Sm Millar	Waterwise Rebate - Susan Millar	24/12/2020	500.00
EF136198	99997	Bubble Ventures Pty Ltd	Invoice # 000010	24/12/2020	1,100.00
EF136199	99997	Kovieva Fremy	Waterwise Verge Rebate - Kovieva Fremy	24/12/2020	500.00
EF136200	99997	Treeby Community Association Inc.	Treeby Community Association - 2020/21-2	24/12/2020	1,034.04
EF136201	99997	Lucas O Maullon	Crossover Rebate - 144 Tindal Avenue	24/12/2020	300.00
EF136202	99997	Bridgehouse Verena	Crossover Rebate: 83 Irvine Parade Hammo	24/12/2020	300.00
EF136203	99997	Montree And Vimin Samitlanant	Crossover Rebate - 4 Fuchsia Road	24/12/2020	300.00
EF136204	99997	Brian Deller	Overcharged Fees - Brian Deller	24/12/2020	15.00
EF136205	99997	D Inglis	Hcp Unspent Funds - Denis Inglis	24/12/2020	2,629.73
EF136206	99997	E & M Warr	Hcp Unspent Funds - Edward Warr	24/12/2020	599.42
EF136207	99997	Lenard Greenhalgh	Pen (F194) Fee Refund - L Greenhalgh	24/12/2020	408.00
EF136208	99997	Tim And Kate Fraser	Waterwise Rebate - Tim Fraser	24/12/2020	500.00
EF136209	99997	Carol Wilson	Invoice D000045728	24/12/2020	195.20
EF136210	99997	Aaron Thomas	Invoice Inv1312812354 - Membership	24/12/2020	360.00
EF136211	99997	Jessica Lee Bellini	Arc Refund Request - Jessica Bellini	24/12/2020	23.25
EF136212	99997	Indigenous Psychological	Invoice W0035016 - 11 - 12 Feb 2021	24/12/2020	2,425.00
EF136213	99997	Lisa J Brideson	Petty Cash Purchase Of Xmas On The Green	24/12/2020	435.13
EF136214	99997	Coolbellup Community School	Environmental Education Grant Round 2 20	24/12/2020	1,100.00
EF136215	99997	Lakelands Senior High School	Enviornmental Education Grant Round 2 20	24/12/2020	1,100.00
EF136216	99997	Spearwood Alternative School	Environmental Education Grant Round 2 20	24/12/2020	1,100.00
EF136217	99997	Phoenix Primary School	Environmental Education Grant Round 2 20	24/12/2020	1,100.00
EF136218	99997	Jackson Teale	Refund Request - Squad	24/12/2020	70.00
EF136219	99997	Indigenous Psychological	Invoice W0035015 - 11 - 12 Feb 2021	24/12/2020	2,425.00
EF136220	99997	Robert Main	Reimbursement For Prescription Safety GI	24/12/2020	300.00

EF136221	99997	Cliff Mckinley	Staff Reimbursement Study Fees - C Mckin	24/12/2020	7,026.20
EF136222	99997	Frank Fontana	Refund Br34	24/12/2020	20.00
EF136223	99997	Dm Taylor	Bird Bath Rebate - Danielle Taylor	24/12/2020	50.00
EF136224	99997	Stuart Chang	Bird Bath Rebate - Stuart Chang	24/12/2020	47.25
EF136225	99997	Renee Mccready	Bird Bath Rebate - Renee Mccready	24/12/2020	50.00
EF136226	99997	Lesley Clemens	Bird Bath Rebate - Greg Thornton	24/12/2020	50.00
EF136227	99997	Peta Clode & Trevor Tymensen	Bird Bath Rebate - Peta Clode	24/12/2020	50.00
EF136228	99997	Crystal Dietrehsen	Bird Bath Rebate - Crystal Dietrehsen	24/12/2020	47.25
EF136229	99997	Shannon Burford	Bird Bath Rebate - Shannon Burford	24/12/2020	47.50
EF136230	99997	Mirco Bortolozzo	Invoice 2055	24/12/2020	1,430.00
EF136231	99996	Alyssa Rana	Rates and Property related refunds	24/12/2020	30.00
EF136232	99996	Evana Ludwig	Rates and Property related refunds	24/12/2020	30.00
EF136233	99996	Jhonalie Verdejo	Rates and Property related refunds	24/12/2020	30.00
EF136234	99996	Evana Mary Ludwig	Rates and Property related refunds	24/12/2020	20.00
EF136235	99996	Kylie Murphy	Rates and Property related refunds	24/12/2020	150.00
EF136236	99996	Rena Lee Parks	Rates and Property related refunds	24/12/2020	150.00
EF136237	99996	Bailey Noble	Rates and Property related refunds	24/12/2020	150.00
EF136238	99996	Gavin Mascarenhas	Rates and Property related refunds	24/12/2020	200.00
EF136239	99996	Fremantle Dockers Football Club	Rates and Property related refunds	24/12/2020	85.00
EF136240	99996	Advanced Patios	Rates and Property related refunds	24/12/2020	147.00
EF136241	99996	Faye Lewandowski	Rates and Property related refunds	24/12/2020	441.00
EF136242	99996	Ventura Home Group Pty Ltd	Rates and Property related refunds	24/12/2020	746.30
EF136243	99996	Birdlife Wa	Rates and Property related refunds	24/12/2020	88.00
EF136244	99996	J Corp Pty Ltd	Rates and Property related refunds	24/12/2020	22.00
EF136245	99996	Fremantle Dockers Football Club	Rates and Property related refunds	24/12/2020	85.00
EF136246	99996	Gail Cowie	Rates and Property related refunds	24/12/2020	411.04
EF136247	99996	Jane Hutchison	Rates and Property related refunds	24/12/2020	107.09
EF136248	99996	Samuel D Kupke	Rates and Property related refunds	24/12/2020	200.00
EF136249	99996	Revenuewa	Rates and Property related refunds	24/12/2020	106.10
EF136250	99996	Anelise Stringer	Rates and Property related refunds	24/12/2020	758.37
EF136251	99996	Alison Marley	Rates and Property related refunds	24/12/2020	1,709.52
EF136252	99996	Second Harvest (Australia) Inc	Rates and Property related refunds	24/12/2020	463.00
EF136253	99996	Siew E Wai And Chan H Wai	Rates and Property related refunds	24/12/2020	669.46
EF136254	99996	Housing Authority	Rates and Property related refunds	24/12/2020	4,108.90
EF136255	99996	Mitchell Di Carlo	Rates and Property related refunds	24/12/2020	974.35
EF136256	99996	Housing Authority	Rates and Property related refunds	24/12/2020	1,052.27
EF136257	99996	Housing Authority	Rates and Property related refunds	24/12/2020	1,116.04
EF136258	99996	Housing Authority	Rates and Property related refunds	24/12/2020	1,211.69
EF136259	99996	Neric Nominees Pty Ltd	Rates and Property related refunds	24/12/2020	17,401.03
EF136260	99996	Rukhsana Khan	Rates and Property related refunds	24/12/2020	900.00
EF136261	99996	Christine Rawlins	Rates and Property related refunds	24/12/2020	1,200.25
EF136262	11867	Kevin John Allen	Monthly Elected Member Allowance	24/12/2020	2,639.83
EF136263	12740	Logan Howlett	Monthly Elected Member Allowance	24/12/2020	11,439.09
EF136264	20634	Lee-Anne Smith	Monthly Elected Member Allowance	24/12/2020	2,139.83
EF136265	25353	Philip Eva	Monthly Elected Member Allowance	24/12/2020	2,639.83
EF136266	26696	Chamonix Terblanche	Monthly Elected Member Allowance	24/12/2020	2,639.83
EF136267	27326	Michael Separovich	Monthly Elected Member Allowance	24/12/2020	2,639.83

EF136268	27327	Chontelle Stone	Monthly Elected Member Allowance	24/12/2020	2,639.83
EF136269	27475	Lara Kirkwood	Monthly Elected Member Allowance	24/12/2020	4,796.39
EF136270	27871	Tom Widenbar	Monthly Elected Member Allowance	24/12/2020	2,639.83
EF136271	27872	Phoebe Corke	Monthly Elected Member Allowance	24/12/2020	2,639.83
EF136272	11794	Synergy	Electricity Usage/Supplies	24/12/2020	32,239.49
EF136273	12025	Telstra Corporation	Communications Services	24/12/2020	26,816.74
EF136274	10091	Aslab Pty Ltd	Asphalting Services/Supplies	24/12/2020	7,085.76
EF136275	10201	Big W Discount Stores	Various Supplies	24/12/2020	32.00
EF136276	10207	Boc Gases	Gas Supplies	24/12/2020	214.75
EF136277	10226	Bridgestone Australia Ltd	Tyre Services	24/12/2020	43,397.68
EF136278	10239	Budget Rent A Car - Perth	Motor Vehicle Hire	24/12/2020	1,320.00
EF136279	10246	Bunnings Building Supplies Pty Ltd	Hardware Supplies	24/12/2020	2,166.81
EF136280	10256	Cable Locates & Consulting	Locating Services	24/12/2020	1,744.60
EF136281	10333	Cjd Equipment Pty Ltd	Hardware Supplies	24/12/2020	1,406.23
EF136282	10338	Cleanaway Pty Ltd	Waste Disposal Services	24/12/2020	482.13
EF136283	10368	Cockburn Wetlands Education Centre	Community Grant	24/12/2020	250.00
EF136284	10375	Veolia Environmental Services	Waste Services	24/12/2020	1,495.82
EF136285	10384	Proglity Pty Ltd	Communication Services	24/12/2020	10,998.79
EF136286	10483	Landgate	Mapping/Land Title Searches	24/12/2020	3,409.55
EF136287	10526	E & Mj Rosher Pty Ltd	Mower Equipment	24/12/2020	7,171.85
EF136288	10528	Easifleet	Vehicle Lease	24/12/2020	965.13
EF136289	10535	Workpower Incorporated	Employment Services - Planting	24/12/2020	13,515.49
EF136290	10537	Edartsupplies	Art/Craft Supplies	24/12/2020	426.22
EF136291	10588	Financial Counsellors Assoc Of Wa Inc	Membership Renewal	24/12/2020	500.00
EF136292	10597	Flexi Staff Pty Ltd	Employment Services	24/12/2020	5,109.03
EF136293	10609	Forestvale Trees P/L	Plants - Trees/Shrubs	24/12/2020	330.00
EF136294	10653	Gerard Daniels Australia Pty Ltd	Executive Search	24/12/2020	21,138.70
EF136295	10655	Ghd Pty Ltd	Consultancy Services	24/12/2020	4,610.10
EF136296	10679	Grasstrees Australia	Plants & Planting Services	24/12/2020	3,469.40
EF136297	10683	Gronbek Security	Locksmith Services	24/12/2020	3,736.94
EF136298	10699	Harmony Software	Software Support Fees	24/12/2020	1,812.80
EF136299	10711	Herald Publishing Company Pty Ltd	Advertising Services	24/12/2020	803.00
EF136300	10732	Horizons West Bus & Coachlines	Transportation Services	24/12/2020	407.00
EF136301	10787	Jandakot Accident Repair Centre	Panel Beating Services	24/12/2020	1,000.00
EF136302	10804	Jba Surveys	Land Surveying Services	24/12/2020	4,840.00
EF136303	10859	Lakeland Senior High School	Electrical Consumption Reimbursement	24/12/2020	500.00
EF136304	10888	Lj Caterers	Catering Services	24/12/2020	3,569.94
EF136305	10913	Bucher Municipal Pty Ltd	Purchase Of New Plant / Repair Services	24/12/2020	3,407.81
EF136306	10923	Major Motors Pty Ltd	Repairs/Maintenance Services	24/12/2020	1,231.24
EF136307	10938	Maxwell Robinson & Phelps	Pest & Weed Management	24/12/2020	139.70
EF136308	10944	Mcleods	Legal Services	24/12/2020	3,246.69
EF136309	10991	Beacon Equipment	Mowing Equipment	24/12/2020	1,064.05
EF136310	11028	Neverfail Springwater Ltd	Bottled Water Supplies	24/12/2020	55.44
EF136311	11032	Noise & Vibration Measurement Systems	Measuring Equipment/Services	24/12/2020	2,139.28
EF136312	11036	Northlake Electrical	Electrical Services	24/12/2020	27,290.20
EF136313	11077	P & G Body Builders Pty Ltd	Plant Body Building Services	24/12/2020	1,830.68
EF136314	11182	Premium Brake & Clutch Service	Brake Services	24/12/2020	6,587.90

EF136315	11208	Quick Corporate Australia Pty Ltd	Stationery/Consumables	24/12/2020	2,940.68
EF136316	11244	Research Solutions Pty Ltd	Research Services	24/12/2020	247.94
EF136317	11248	Ricoh Australia	Office Equipment	24/12/2020	4.40
EF136318	11284	The Royal Life Savng Society Wa Inc Pty Ltd	Training Services	24/12/2020	1,540.00
EF136319	11307	Satellite Security Services Pty Ltd	Security Services	24/12/2020	4,967.70
EF136320	11308	Boss Industrial Formally Sba Supplies	Hardware Supplies	24/12/2020	2,734.80
EF136321	11387	Bibra Lake Soils	Soil & Limestone Supplies	24/12/2020	90.00
EF136322	11459	Spearwood Veterinary Hospital	Veterinary Services	24/12/2020	330.00
EF136323	11469	Sports Turf Technology Pty Ltd	Turf Consultancy Services	24/12/2020	1,320.00
EF136324	11483	St John Ambulance Aust Wa Operations	First Aid Courses	24/12/2020	391.05
EF136325	11502	State Law Publisher	Advertising Services	24/12/2020	560.55
EF136326	11511	Statewide Bearings	Bearing Supplies	24/12/2020	36.41
EF136327	11554	Taylor Marine	Marine Equipment	24/12/2020	167.67
EF136328	11619	Titan Ford	Purchase Of Vehicles & Servicing	24/12/2020	182.15
EF136329	11625	Total Eden Pty Ltd	Reticulation Supplies	24/12/2020	5,603.42
EF136330	11667	Turfmaster Facility Management	Turf & Mowing Services	24/12/2020	6,182.00
EF136331	11699	Vernon Design Group	Architectural Services	24/12/2020	1,542.75
EF136332	11701	Vibra Industrial Filtration Australasia	Filter Supplies	24/12/2020	1,241.24
EF136333	11702	Villa Dalmacia Association Inc.	Spical Club Activities	24/12/2020	2,340.00
EF136334	11722	Wa Hino Sales & Service	Purchase Of New Trucks / Maintenance	24/12/2020	997.73
EF136335	11787	Department Of Transport	Vehicle Search Fees	24/12/2020	513.40
EF136336	11793	Western Irrigation Pty Ltd	Irrigation Services/Supplies	24/12/2020	38,211.04
EF136337	11795	Western Power	Street Lighting Installation & Service	24/12/2020	3,528.00
EF136338	11806	Westrac Pty Ltd	Repairs/Mtnce - Earthmoving Equipment	24/12/2020	20.90
EF136339	11828	Worldwide Online Printing - O'connor	Printing Services	24/12/2020	594.19
EF136340	12014	Tutt Bryant Equipment Bt Equipment Pty Ltd T/As	Excavating/Earthmoving Equipment	24/12/2020	495.00
EF136341	12153	Hays Personnel Services Pty Ltd	Employment Services	24/12/2020	4,591.77
EF136342	12507	Technology For Ageing And Disability Wa	Medical Supplies	24/12/2020	742.50
EF136343	12656	Coogee Beach Surf Lifesaving Club Inc	Poore Grove Slsc Development Costs	24/12/2020	952.00
EF136344	12672	Norman Disney & Young	Consultancy Services	24/12/2020	5,324.00
EF136345	12791	Alchemy Technology	Computer Software Services	24/12/2020	154.76
EF136346	13458	Metrocount	Traffic Survey Equipment	24/12/2020	18,254.50
EF136347	13558	Engineering Technology Consultants	Consultants Services	24/12/2020	1,650.00
EF136348	13563	Green Skills Inc	Employment Services	24/12/2020	19,841.87
EF136349	13860	Krs Contracting	Waste Collection Services	24/12/2020	594.00
EF136350	14350	Baileys Fertilisers	Fertiliser Supplies	24/12/2020	2,552.00
EF136351	14631	Waste Gas Resources Pty Ltd	Power Generation	24/12/2020	8,550.83
EF136352	15393	Stratagreen	Hardware Supplies	24/12/2020	1,315.78
EF136353	15550	Apace Aid Inc	Plants & Landscaping Services	24/12/2020	9,990.20
EF136354	15587	Benestar Group Pty Ltd Previously: Davidson Trahaire Corpsych	Training Services	24/12/2020	63.25
EF136355	15588	Natural Area Holdings Pty Ltd	Weed Spraying	24/12/2020	3,784.00
EF136356	15895	Royal Wolf Trading Australia Pty Limited	Container Hire	24/12/2020	366.92
EF136357	16064	Cms Engineering Pty Ltd	Airconditioning Services	24/12/2020	36,467.10
EF136358	16107	Wren Oil	Waste Disposal Services	24/12/2020	110.00
EF136359	16846	Action Glass & Aluminium	Glazing Services	24/12/2020	599.39
EF136360	17097	Value Tissue	Paper Products	24/12/2020	307.82
EF136361	17345	Kennards Hire - Myaree	Equipment Hire	24/12/2020	2,100.00

EF136362	17827	Nilsen (Wa) Pty Ltd	Electrical Services	24/12/2020	251.27
EF136363	17927	Sharyn Egan	Artistic Services	24/12/2020	550.00
EF136364	18203	Natsync Environmental	Pest Control	24/12/2020	770.00
EF136365	18272	Austraclear Limited	Investment Services	24/12/2020	896.50
EF136366	18533	Friends Of The Community Inc.	Donation	24/12/2020	398.00
EF136367	18801	Fremantle Bin Hire	Bin Hire - Skip Bins	24/12/2020	420.00
EF136368	18941	Allstamps	Stationery	24/12/2020	35.40
EF136369	18962	Sealanes (1985) P/L	Catering Supplies	24/12/2020	661.29
EF136370	19107	Forever Shining	Monument	24/12/2020	750.00
EF136371	19533	Woolworths Ltd	Groceries	24/12/2020	2,022.67
EF136372	19821	Structerre Consulting	Structural Design Consultancy Services	24/12/2020	825.00
EF136373	19856	Western Tree Recyclers	Shredding Services	24/12/2020	71,573.41
EF136374	20000	Aust West Auto Electrical Pty Ltd	Auto Electrical Services	24/12/2020	27,772.50
EF136375	20146	Data#3 Limited	Contract It Personnel & Software	24/12/2020	213,223.50
EF136376	21291	Chittering Valley Worm Farm	Environmental Education	24/12/2020	150.00
EF136377	21371	Ld Total Sanpoint Pty Ltd	Landscaping Works/Services	24/12/2020	5,800.74
EF136378	21387	Rm Surveys	Surveying Services - Land	24/12/2020	4,125.00
EF136379	21665	Mmj Real Estate (Wa) Pty Ltd	Property Management Services	24/12/2020	9,718.59
EF136380	21744	Jb Hi Fi - Commercial	Electronic Equipment	24/12/2020	4,927.00
EF136381	21747	Unicare Health	Wheelchair Hire	24/12/2020	683.70
EF136382	21934	Phoenix Podiatry	Podiatry Services	24/12/2020	65.00
EF136383	21946	Ryan's Quality Meats	Meat Supplies	24/12/2020	807.61
EF136384	22106	Intelife Group	Services - Daip	24/12/2020	5,556.43
EF136385	22119	Bindi Bindi Dreaming Marissa Verma	Consult - Aboriginal Education/Ent	24/12/2020	990.00
EF136386	22511	Johnny's Tiling	Tiling Services	24/12/2020	800.00
EF136387	22553	Brownes Food Operations	Catering Supplies	24/12/2020	440.74
EF136388	22569	Sonic Health Plus Pty Ltd	Medical Services	24/12/2020	1,636.80
EF136389	22613	Vicki Royans	Artistic Services	24/12/2020	300.00
EF136390	22639	Shatish Chauhan	Training Services - Yoga	24/12/2020	1,260.00
EF136391	22682	Beaver Tree Services Pty Ltd	Tree Pruning Services	24/12/2020	90,198.20
EF136392	22752	Elgas Limited	Gas Supplies	24/12/2020	617.61
EF136393	22806	Chevron Australia Downstream Fuels Pty Ltd	Fuel Supplies	24/12/2020	45,331.73
EF136394	22854	Lgiswa	Insurance Premiums	24/12/2020	5,000.00
EF136395	22879	Remida Perth Inc	Artistic Services	24/12/2020	577.00
EF136396	22913	Australian Office Leading Brands.Com.Au	Envelopes	24/12/2020	305.45
EF136397	23457	Totally Workwear Fremantle	Clothing - Uniforms	24/12/2020	2,142.58
EF136398	23570	A Proud Landmark Pty Ltd	Landscape Contruction Services	24/12/2020	572.00
EF136399	23579	Daimler Trucks Perth	Purchase Of New Truck	24/12/2020	387.20
EF136400	23671	Urbsol	Traffic Design	24/12/2020	4,576.00
EF136401	24275	Truck Centre Wa Pty Ltd	Purchase Of New Truck	24/12/2020	5,881.89
EF136402	24298	Tanks For Hire	Equipment Hire	24/12/2020	592.90
EF136403	24506	Amaranti's Personal Training	Personal Training Services	24/12/2020	450.00
EF136404	24557	Aveling	Consultancy Services	24/12/2020	1,320.00
EF136405	24643	Bibliotheca RfId Library Systems Australia Pty Ltd	Purchase Of Library Tags	24/12/2020	536.46
EF136406	24655	Automasters Spearwood	Vehicle Servicing	24/12/2020	3,213.00
EF136407	24718	Solar Lighting Designs	Solar Design	24/12/2020	18,546.00
EF136408	24736	Zenien	Cctv Camera Licences	24/12/2020	8,220.30

EF136409	24748	Pearmans Electrical & Mechanical Services P/L	Electrical Services	24/12/2020	11,074.30
EF136410	24864	Fremantle Football Club	Merchandise Stock For Retail Sale	24/12/2020	1,889.18
EF136411	24978	Ambius	Plants Supplies	24/12/2020	672.10
EF136412	25063	Superior Pak Pty Ltd	Vehicle Maintenance	24/12/2020	7,227.31
EF136413	25092	Links Modular Solutions Pty Ltd	Software - Annual Support & Upgrades	24/12/2020	3,564.00
EF136414	25121	Imagesource Digital Solutions	Billboards	24/12/2020	3,414.62
EF136415	25128	Horizon West Landscape & Irrigation P/L	Landscaping Services	24/12/2020	42,690.19
EF136416	25264	Acurix Networks Pty Ltd	Wifi Access Service	24/12/2020	6,366.80
EF136417	25418	Cs Legal	Legal Services	24/12/2020	4,298.19
EF136418	25586	Envirovap Pty Ltd	Hire Of Leachate Units	24/12/2020	18,122.50
EF136419	25733	Miracle Recreation Equipment	Playground Installation / Repairs	24/12/2020	18,915.60
EF136420	25822	Fit2work.Com.Au Mercury Search And Selection Pty Ltd	Employee Check	24/12/2020	268.73
EF136421	25940	Leaf Bean Machine	Coffee Bean Supply	24/12/2020	440.00
EF136422	25962	All Lines	Linemarking Services	24/12/2020	660.00
EF136423	26120	Ecoburbia	Environmental Waste Workshops	24/12/2020	660.00
EF136424	26195	Play Check	Consulting Services	24/12/2020	495.00
EF136425	26257	Paperbark Technologies	Arboricultural Consultancy Services	24/12/2020	2,915.00
EF136426	26303	Gecko Contracting Turf & Landscape Maintenance	Turf & Landscape Maintenance	24/12/2020	55,604.76
EF136427	26314	Cpe Group	Temporary Employment Services	24/12/2020	2,071.89
EF136428	26382	Rangs Graphics And Design	Software Licences	24/12/2020	385.00
EF136429	26399	Paperscout The Trustee For Peters Morrison Family Trust	Graphic Design Services	24/12/2020	1,320.00
EF136430	26403	Ches Power Group	Engineering Solutions / Back Up Generato	24/12/2020	687.30
EF136431	26470	Scp Conservation	Fencing Services	24/12/2020	11,533.50
EF136432	26558	Healthcare Australia Pty Ltd	Temporary Employment Services	24/12/2020	647.03
EF136433	26574	Eva Bellydance	Entertainment - Belly Dancing	24/12/2020	150.00
EF136434	26586	Wa Temporary Fencing Supplies	Fencing - Temporary	24/12/2020	137.50
EF136435	26597	West Coast Shade Pty Ltd	Shade Structures	24/12/2020	46,530.00
EF136436	26606	Enviro Infrastructure Pty Ltd	Construction& Fabrication	24/12/2020	2,688.39
EF136437	26614	Marketforce Pty Ltd	Advertising	24/12/2020	2,563.76
EF136438	26620	Gra Partners	Consulting/Advisory	24/12/2020	16,500.00
EF136439	26625	Andover Detailers	Car Detailing Services	24/12/2020	722.50
EF136440	26626	Senversa Pty Ltd	Environmental Auditing	24/12/2020	7,425.00
EF136441	26660	Epoch Training	Business Training	24/12/2020	180.00
EF136442	26667	Tangelo Creative	Graphic Design	24/12/2020	3,476.00
EF136443	26709	Talis Consultants Pty Ltd	Waste Consultancy	24/12/2020	19,364.69
EF136444	26721	Quad Services Pty Ltd	Cleaning Services	24/12/2020	24,520.70
EF136445	26735	Shane McMaster Surveys	Survey Services	24/12/2020	9,790.00
EF136446	26743	Statewide Turf Services	Turf Renovation	24/12/2020	8,096.00
EF136447	26754	Insight Call Centre Services	Call Centre Services	24/12/2020	6,614.14
EF136448	26757	Incredible Creatures Mobile Farm	Bringing Animals To Shows For Public Int	24/12/2020	750.00
EF136449	26789	Raeco	Supplier Of Library Shelving And Furnitu	24/12/2020	220.00
EF136450	26846	Visability Limited	Disability Services	24/12/2020	2,639.98
EF136451	26848	Melanie MacIou	Artistic Services	24/12/2020	1,500.00
EF136452	26901	Alyka Pty Ltd	Digital Consultancy And Web Development	24/12/2020	577.50
EF136453	26904	Green Services	Sustainability Education For Households	24/12/2020	5,963.00
EF136454	26915	Focused Vision Consulting Pty Ltd	Consulting	24/12/2020	3,998.50
EF136455	26917	Cirrus Networks Pty Ltd	It Network & Telephony Services	24/12/2020	594.00

EF136456	26938	Majestic Plumbing	Plumbing Services	24/12/2020	39,844.32
EF136457	26940	Floorwest	Floor Coverings	24/12/2020	3,135.00
EF136458	26946	Av Truck Services Pty Ltd	Truck Dealership	24/12/2020	2,434.93
EF136459	26985	Access Icon Pty Ltd	Drainage Products	24/12/2020	4,455.00
EF136460	26987	Cti Risk Management	Security - Cash Collection	24/12/2020	916.45
EF136461	26989	P & M Automotive Equipment	Service & Maintenance Mechanical	24/12/2020	114.40
EF136462	27006	Bibra Lake Iga Xpress	Liquor Supplies	24/12/2020	303.76
EF136463	27010	Quantum Building Services Pty Ltd	Building Maintenance	24/12/2020	35,735.06
EF136464	27011	Baileys Marine Fuel Australia	Fuel	24/12/2020	401.82
EF136465	27015	Intelli Trac	Gps Tracking	24/12/2020	2,464.00
EF136466	27027	Frig Tech Wa	Refridgeration Services	24/12/2020	1,817.57
EF136467	27031	Downer Edi Works Pty Ltd	Asphalt Services	24/12/2020	21,903.00
EF136468	27034	Adelby Pty Ltd	Firebreak Construction	24/12/2020	1,590.60
EF136469	27046	Tfh Hire Services Pty Ltd	Hire Fencing	24/12/2020	1,607.69
EF136470	27052	Event Marquees	Marquee Hire	24/12/2020	990.00
EF136471	27054	Vocus Pty Ltd	Telecommunications	24/12/2020	2,323.20
EF136472	27059	Frontline Fire And Rescue Equipment	Manufacture-Fire Vehicles/Equipment	24/12/2020	2,898.66
EF136473	27065	Westbooks	Books	24/12/2020	570.29
EF136474	27068	Austral Pool Solutions	Pool Equipment/Supplies	24/12/2020	1,290.38
EF136475	27072	Nordic Fitness Equipment	Fitness Equipment	24/12/2020	7,050.00
EF136476	27082	Kulbardi Pty Ltd	Stationery Supplies	24/12/2020	749.65
EF136477	27130	Adline Media Pty Ltd	Digital Marketing & Software Service Pro	24/12/2020	709.82
EF136478	27132	Wilma Scenini	Training & Instructor	24/12/2020	540.00
EF136479	27161	Next Power	Solar Panel	24/12/2020	1,320.00
EF136480	27168	Nightlife Music Pty Ltd	Music Management	24/12/2020	465.53
EF136481	27177	Initial Hygiene	Hygiene	24/12/2020	3,080.00
EF136482	27189	Healthstrong Pty Ltd	Home Care	24/12/2020	110.00
EF136483	27210	Urban Design Lab	Landscape Design	24/12/2020	720.00
EF136484	27211	Chris Melsom	Urban Planning And Design	24/12/2020	963.00
EF136485	27212	A&L Sauna & Steam Wa	Carpentry - Sauna	24/12/2020	710.00
EF136486	27241	Landscape Elements Pty Ltd	Landscaping Services	24/12/2020	6,783.70
EF136487	27246	Veale Auto Parts	Spare Parts Mechanical	24/12/2020	1,594.70
EF136488	27277	Department Of Water And Environmental Regulation	Quarterly Land Fill Levy	24/12/2020	25,984.00
EF136489	27308	Jatu Clothing & Ppe Pty Ltd	Clothing Ppe	24/12/2020	596.32
EF136490	27324	Bebbcart Pty Ltd	Cartographic And Drafting Services	24/12/2020	726.00
EF136491	27351	Programmed Property Services	Property Maintenance	24/12/2020	2,294.78
EF136492	27374	Southern Cross Cleaning	Commercial Cleaning	24/12/2020	10,452.81
EF136493	27380	Perth Office Equipment Repairs	Servicing Small Office Equipment	24/12/2020	509.85
EF136494	27381	Fit For Life Exercise Physiology	Exercise Classes	24/12/2020	1,540.00
EF136495	27384	Sifting Sands	Sand Cleaning	24/12/2020	4,744.84
EF136496	27396	Ankeet Mehta Spearwood Newspaper Round Delivery	Newspaper Delivery	24/12/2020	347.25
EF136497	27401	Emprise Mobility Pty Ltd	Mobility Equipment	24/12/2020	356.00
EF136498	27403	Freedom Fairies Pty Ltd	Amusement	24/12/2020	3,630.00
EF136499	27427	Home Chef	Cooking/Food Services	24/12/2020	513.62
EF136500	27437	Pb Reticulation & Maintenance Services Pty Ltd	Irrigation Services	24/12/2020	187.00
EF136501	27448	Selectro Services Pty Ltd	Electrical	24/12/2020	346.92
EF136502	27450	Aaa Production Services	Hire Pa/Satge Systems	24/12/2020	13,778.60

EF136503	27453	Theraquatics	Hydrotherapy Products	24/12/2020	685.60
EF136504	27455	Site Protective Services	Cctv Parts	24/12/2020	9,392.61
EF136505	27507	Facilities First Australia	Cleaning Services	24/12/2020	1,206.77
EF136506	27518	Kyocera Document Solutions Australia Pty Ltd	Photocopying Machines	24/12/2020	4,021.62
EF136507	27524	David Wills And Associates	Engineering Services	24/12/2020	3,080.00
EF136508	27529	Wa Library Supplies	Library Supplies & Furniture	24/12/2020	142.10
EF136509	27548	Standing Fork	Catering	24/12/2020	2,481.60
EF136510	27560	Artem Design Studio Pty Ltd	Architectural Services	24/12/2020	1,996.50
EF136511	27567	Chorus Australia Limited	Health Care Services	24/12/2020	1,887.60
EF136512	27579	Travis Hayto Photography	Photography Services	24/12/2020	618.75
EF136513	27592	Hey Jay Fix It!! Home Maintenance Service	Home Maintenance	24/12/2020	8,276.50
EF136514	27602	Rawlinsons (Wa)	Surveying Services	24/12/2020	2,420.00
EF136515	27605	Biomonitoring International Pty Ltd	Consulting - Enviromental	24/12/2020	1,000.00
EF136516	27622	Truegrade Medical Supplies	Medical Supplies	24/12/2020	1,217.86
EF136517	27631	Aquatic Services Wa Pty Ltd	Pool Equipment & Maintenance	24/12/2020	3,196.60
EF136518	27641	Office Of The Auditor General	Auditor General	24/12/2020	2,200.00
EF136519	27644	Cmaktech	Ict Engineering & Consulting	24/12/2020	316.80
EF136520	27646	The Trustee For Sas Unit Trust (Site Architecture Studio)	Architectural Services	24/12/2020	4,136.00
EF136521	27655	Calamunnda Camel Events	Hire - Camel Rides	24/12/2020	1,873.50
EF136522	27657	Positive Balance Massage	Massage Therapy	24/12/2020	200.00
EF136523	27675	Wgawa Pty Ltd	Consultancy Engineering	24/12/2020	1,428.90
EF136524	27676	Blue Force Pty Ltd	Security Services	24/12/2020	665.00
EF136525	27695	Qtm Pty Ltd	Traffic Management	24/12/2020	990.00
EF136526	27712	Perth Playground And Rubber Pty Ltd	Playground Softfall/Equipment	24/12/2020	47,960.00
EF136527	27720	Bj Systems	Security Services	24/12/2020	544.50
EF136528	27722	Metra Australia	Software	24/12/2020	32.95
EF136529	27733	Midnight Tuesday	Artistic	24/12/2020	1,650.00
EF136530	27749	Advisian Pty Ltd	Consulting - Enginnering	24/12/2020	1,843.60
EF136531	27797	City Lifts	Lift Maintenance	24/12/2020	2,794.00
EF136532	27808	Camms	Software	24/12/2020	17,600.00
EF136533	27819	Axiis Contracting Pty Ltd	Concrete Works	24/12/2020	6,413.22
EF136534	27827	Abc Containers	Sea Containers	24/12/2020	99.00
EF136535	27829	Smec Australia Pty. Ltd.	Consultancy - Engineering	24/12/2020	7,683.50
EF136536	27831	Butler And Brown	Event Management	24/12/2020	66,000.00
EF136537	27833	Johannes Fine Art	Photographic Services	24/12/2020	690.00
EF136538	27842	Light House Laundry	Laundering	24/12/2020	147.13
EF136539	27855	Total Landscape Redevelopment Service Pty Ltd	Tree Watering	24/12/2020	15,477.00
EF136540	27863	Carers Plus	Nursing Services	24/12/2020	238.41
EF136541	27865	Pritchard Francis Consulting Pty Ltd	Engineering Services	24/12/2020	1,650.00
EF136542	27869	Select Fresh Pty Ltd	Food Supplie,Fruit & Veg	24/12/2020	217.60
EF136543	27877	Interact Wa	Training Workshops, Coaching, Corporate	24/12/2020	599.50
EF136544	27879	Precision Badges Wa	Badges	24/12/2020	659.78
EF136545	27894	Lifecare Homecare	Healthcare	24/12/2020	5,103.00
EF136546	27896	Rmc Rail Services Pty Ltd	Rail Traffic Management	24/12/2020	137.50
EF136547	27899	Nature Calls Portable Toilets	Hire - Portable Loos	24/12/2020	910.00
EF136548	27908	Raubex Construction	Engineering Civil Contract C100684	24/12/2020	117,917.59
EF136549	27913	Emerge Associates	Environmental Consulting	24/12/2020	6,642.62

EF136550	27917	Go Doors Pty Ltd	Door Maintenance & Repair	24/12/2020	276.10
EF136551	27930	Be Projects (Wa) Pty Ltd	Construction Services Contract C100683	24/12/2020	444,318.79
EF136552	27946	Kambarang Services Pty Ltd	Training Indigenous Cultute	24/12/2020	880.00
EF136553	27972	David Castelanelli Pty Ltd.	Training/Education Workshops	24/12/2020	2,497.50
EF136554	27978	Frontline Safety Australia Pty Ltd	Clothing - Uniforms	24/12/2020	1,337.73
EF136555	27982	Pep Transport	Transport	24/12/2020	1,800.91
EF136556	27984	Sabrina Fenwick	Excercise Classes	24/12/2020	640.00
EF136557	28001	Corsign Wa Pty Ltd	Sign Making Material	24/12/2020	108.90
EF136558	28003	Taylor Made Design	Graphic Design	24/12/2020	1,507.00
EF136559	28013	Rps Aap Consulting Pty Ltd	Project Management	24/12/2020	913.00
EF136560	28015	Imprint Plastic	Badges	24/12/2020	686.40
EF136561	28027	Likeable Creative Pty Ltd	Marketing/Advertising	24/12/2020	12,430.00
EF136562	28038	Christine Coyne & Associates	Indineous Cultural	24/12/2020	1,650.00
EF136563	28051	Probeat Djs	Dj Services	24/12/2020	600.00
EF136564	28053	Zoic Environmental Pty Ltd	Consultancy - Enviromental	24/12/2020	3,465.00
EF136565	28061	Go2cup	Paper Cups	24/12/2020	625.90
EF136566	28062	Marsh Pty Ltd	Insurance Premiums	24/12/2020	2,640.00
EF136567	28063	Ibis Consulting Pty Ltd	Waste Education	24/12/2020	4,542.50
EF136568	28064	The Vale Bar & Brasserie	Pub/Tavern	24/12/2020	2,560.00
EF136569	28066	Green Florist Perth	Florist	24/12/2020	2,599.99
EF136570	28068	Kombi Keg Wa	Mobile Bar - Beverages	24/12/2020	5,890.20
EF136571	28070	Maribroh Bingo Enterprises	Printing Services	24/12/2020	236.50
EF136572	28076	Design Merchants	Merchandise Consultant	24/12/2020	3,272.50
EF136573	28079	Sweet Orange Productions	Event Theming	24/12/2020	7,700.00
EF136574	28080	Yacht Grot 1985 Pty Ltd	Marine	24/12/2020	2,933.70
EF136575	28081	Pool Robotics Perth	Robotic Pool Cleaner	24/12/2020	5,169.15
EF136576	28083	Grow It Local	Community Program	24/12/2020	15,400.00
EF136577	11758	Water Corp Utility Account Only - Please Refer To 11760 When Raising Po	Water Usage / Sundry Charges	24/12/2020	6,053.24
EF136578	99997	Family Day Care	FDC Payment We 20/12/20	23/12/2020	25,036.89
EF136579	99997	In Home Care Payments	IHC Payments We 20/12/20	23/12/2020	9,382.74
TOTAL OF 823 EFT PAYMENTS					14,207,914.38
LESS: CANCELLED EFT PAYMENTS:					
EF135092	99997	Coc Grants, Donations & Refunds	Grants, Donations & Refunds	17/12/2020	-62.70
EF136104	99997	Coc Grants, Donations & Refunds	Grants, Donations & Refunds	21/12/2020	-300.00
TOTAL CANCELLED EFT PAYMENT					-362.70
TOTAL EFT PAYMENTS (EXCL. CANCELLED PAYMENTS)					14,207,551.68
ADD: BANK FEES					
BANK FEES					6.51
MERCHANT FEES COC					25,973.74
MERCHANT FEES MARINA					289.26
MERCHANT FEES ARC					4973.38
MERCHANT FEES VARIOUS OUT CENTRES					2,317.08
NATIONAL BPAY CHARGE					3,851.52
RTGS/ACLR FEE					

	NAB TRANSACT FEE			2,721.93
	MERCHANDISE / OTHER FEES			
				40,133.42
	<u>ADD: CREDIT CARD PAYMENTS</u>			96,975.95
	<u>ADD: PAYROLL PAYMENTS</u>			
	COC01/12/20 Pmt 000172047770 City of Cockburn	2/12/2020		5,542.60
	COC30/11/20 Pmt 000172529361 City of Cockburn	9/12/2020		1,538,082.75
	COC11/12/20 Pmt 000172867087 City of Cockburn	15/12/2020		6,088.78
	COC18/12/20 Pmt 000173558713 City of Cockburn	23/12/2020		1,571,516.48
				3,121,230.61
	TOTAL PAYMENTS MADE FOR THE MONTH			17,465,891.66

Credit Card Transactions October 2020	
Card Holder Name	\$
ALEXANDRA K MORTON	3,993.50
ALISON WATERS	456.62
ANTON LEES	32.00
ASANKA VIDANAGE	893.60
BENJAMIN ROSER	32.00
CASSANDRA COOPER	32.00
CHRISTOPHER BEATON	790.54
CLIFF MCKINLEY	118.20
COLLEEN MILLER	1,307.02
COURTNEE THOMSON	2,256.66
DEAN BURTON	32.00
DEBORAH RIGBY	56.25
KAREN O'REILLY	32.00
KAROLINE JAMIESON	2,465.00
LINDA SEYMOUR	2,041.00
LINDA WALKER	589.38
LORENZO SANTORIELLO	- 417.00
MARIE LA FRENAIS	1,779.21
MICHAEL EMERY	1,080.30
MILJCE DANILOV	730.89
MIRANDO RADJA	104.45
MISS JESSICA DONALD	1,700.10
MISS KAYLA MALONEY	2,257.41
MR ANTONIO NATALE	6,185.81
MR BRETT FELLOWS	1,047.59
MR BRETT MCEWIN	2,105.24
MR C MACMILLAN	- 1,461.76
MR CHARLES SULLIVAN	91.70
MR CLIFFORD RYAN	32.00
MR CLIVE J CROCKER	1,753.42
MR DANIEL ARNDT	157.30
MR DONALD M GREEN	91.95
MR GLEN WILLIAMSON	1,492.74
MR GLENN PETHICK	1,516.98
MR JOHN WEST	3,067.30
MR LAWLEY MARIN YUKICH	1,895.74
MR LYALL DAVIESON	375.84
MR MICHAEL HAYNES	32.00
MR NELSON MAURICIO	3,689.31
MR NICHOLAS JONES	45.34
MR PAUL HOGAN	1,087.78
MR PAUL J DE BRUIN	533.30
MR S ATHERTON	1,196.18
MR S PALMER	1,483.16
MR TRAVIS MOORE	32.00
MRS GLORIA ASKANDER	706.19
MRS J KIURSKI	34.00
MRS JULIE MCDONALD	3,053.59
MRS KIM HUNTER	1,695.42
MRS S SEYMOUR-EYLES	3,904.43
MRS SANDRA TAYLOR	1,503.80
MRS SARAH KAHLE	1,957.33
MRS SHARON STILL	873.72
MS BARBARA FREEMAN	152.82
MS CAROLINE LINDSAY	1,559.65
MS CLARE COURTAULD	181.90
MS DONNA JORDAN	743.27
MS GAIL M BOWMAN	153.15
MS JILL ZUMACH	65.95
MS MICHELLE CHAMPION	1,262.09
MS SAMANTHA BARON	817.18
MS SAMANTHA STANDISH	44.15
MS SANDRA EDGAR	1,993.06
MS SIMONE SIEBER	2,008.98
PASCAL BALLEY	32.00
PAUL DANIEL NORLIN	32.00
RACHEL JANE PLEASANT	772.59
STEVEN JOHN ELLIOT	1,291.05
STUART DOWNING	139.33
Total	73,761.70

Daniel Arndt Credit Card Transactions October 2020				
Date	Narrative	Narrative	Budget Number	Amount
27/10/2020	Coogee Common	Lunch Meeting - D Arndt & L Santoriello	GL 116-6256	113.00
1/10/2020	Annual Fee	Annual Fee	GL 120-6215	32.00
26/10/2020	SECURE PARKING - Colli	Parking - COC Vol Emergency Service Dinner	OP 9849-6110-853	12.30
Total:				157.30

Credit Card Transactions November 2020	
Card Holder Name	\$
ALEXANDRA K MORTON	1,786.00
ANTON LEES	558.50
ASANKA VIDANAGE	392.25
BENJAMIN ROSER	756.03
BENJAMIN TANO	600.98
CASSANDRA COOPER	410.70
CHRISTOPHER BEATON	1,360.25
CLIFF MCKINLEY	1,997.83
COLLEEN MILLER	405.00
COURTNEE THOMSON	16,856.01
DEAN BURTON	1,387.79
DEBORAH RIGBY	885.00
KAREN O'REILLY	1,257.94
LINDA SEYMOUR	3,936.46
LINDA WALKER	461.15
LORENZO SANTORIELLO	102.24
MARIE LA FRENIS	39.61
MICHAEL EMERY	784.62
MIJALCE DANILOV	715.82
MIRANDO RADJA	1,113.26
MISS JESSICA DONALD	1,093.15
MISS KAYLA MALONEY	3,481.36
MR ANTONIO NATALE	12,241.75
MR BRETT FELLOWS	2,135.35
MR BRETT MCEWIN	2,812.22
MR C MACMILLAN	739.42
MR CHARLES SULLIVAN	72.20
MR CLIVE J CROCKER	1,817.00
MR DANIEL ARNDT	233.71
MR DONALD M GREEN	52.46
MR GLEN WILLIAMSON	885.50
MR GLENN PETHICK	1,094.74
MR LAWLEY MARIN YUKICH	1,972.72
MR LYALL DAVIESON	532.70
MR NELSON MAURICIO	631.07
MR NICHOLAS JONES	603.89
MR PAUL HOGAN	2,215.03
MR PAUL J DE BRUIN	1,274.26
MR S ATHERTON	944.69
MR S PALMER	1,469.36
MRS GLORIA ASKANDER	971.03
MRS J KIURSKI	298.00
MRS JULIE McDONALD	1,345.50
MRS KIM HUNTER	1,997.81
MRS S SEYMOUR-EYLES	1,516.44
MRS SARAH KAHLE	855.13
MRS SHARON STILL	1,248.00
MS BARBARA FREEMAN	43.46
MS CAROLINE LINDSAY	1,412.78
MS CLARE COURTAULD	511.37
MS DONNA JORDAN	372.29
MS GAIL M BOWMAN	186.05
MS JILL ZUMACH	652.50
MS MICHELLE CHAMPION	186.84
MS SAMANTHA BARON	986.21
MS SAMANTHA STANDISH	784.00
MS SANDRA EDGAR	1,804.24
MS SIMONE SIEBER	1,874.31
PASCAL BALLEE	2,277.00
PAUL DANIEL NORLIN	913.66
RACHEL JANE PLEASANT	303.43
STEVEN JOHN ELLIOT	343.84
STUART DOWNING	3,312.24
Total	96,975.95

Daniel Arndt Credit Card Transactions November 2020					
Date	Narrative	Narrative	Budget Number	Amount	
20/11/2020	CITY OF PERTH PARKING-	Parking - attend Annual Cocktail Party	OP 9849-6110-853	8.08	
19/11/2020	CPP CULTURAL CENTRE	Park-Annual Cocktail Party wrong locatio	OP 9849-6110-853	9.09	
18/11/2020	UNIVERSITY OF WESTER	Parking - attend Your Move 2020 Awards	OP 9849-6110-853	6.00	
26/11/2020	CPP TERRACE ROAD	Parking - attend LGPA	OP 9849-6110-853	9.09	
12/11/2020	SECURE PARKING - 164-1	Parking-- Gapp Meeting	OP 9849-6110-853	11.28	
26/11/2020	LGPA	Carol Catherwood- attend LGPA	OP 9849-6110-853	85.00	
26/11/2020	LGPA	Daniel Arndt - attend LGPA	OP 9849-6110-853	85.00	
30/10/2020	CPP CONVENTION CENTRE	Parking-Industrial Evolution conference	OP 9849-6110-853	18.17	
24/11/2020	CITY OF FREMANTLE	Parking - attend SWG CEOs forum	OP 9849-6110-853	2.00	
Total:				233.71	

15.2 (2021/MINUTE NO 0007) STATEMENT OF FINANCIAL ACTIVITY AND ASSOCIATED REPORTS - NOVEMBER AND DECEMBER 2020

Author S Ng

Attachments 1. Monthly Financial Report - December 2020 [↓](#)
2. Monthly Financial Report - November 2020 [↓](#)

RECOMMENDATION

That Council:

- (1) adopt the Monthly Financial Report for November 2020 and December 2020, as attached to the Agenda; and
- (2) amend the 2020/21 Municipal Budget as detailed in the Monthly Financial Report for December 2020 and summarised below:

Operating Revenue	(40,000)	Increase
Operating Expenses	230,000	Increase
Capital Expenses	226,636	Increase
Transfers from Reserve	(411,636)	Increase
Transfers to Reserve	5,764,971	Increase
Proceeds from Sale of Asset	(5,000)	Increase
Non-Current Liability	(5,764,971)	Increase
Net Budget Surplus impact	Nil	

TO BE CARRIED BY AN ABSOLUTE MAJORITY OF COUNCIL

COUNCIL DECISION

MOVED Cr P Corke SECONDED Cr P Eva

That the recommendation be adopted.

CARRIED BY ABSOLUTE MAJORITY OF COUNCIL 9/0

Background

Local Government (Financial Management) Regulations 1996 prescribe that a Local Government is to prepare each month a Statement of Financial Activity.

Regulation 34(2) requires the Statement of Financial Activity to be accompanied by documents containing:

1. Details of the composition of the closing net current assets (less restricted and committed assets);
2. Explanation for each material variance identified between YTD budgets and actuals; and



3. Any other supporting information considered relevant by the Local Government.

Regulation 34(4)(a) prescribes that the Statement of Financial Activity and accompanying documents be presented to Council within two months after the end of the month to which the statement relates.

The regulations require the information reported in the statement to be shown either by nature or type, statutory program or business unit. The City has chosen to report the information according to nature or type and its organisational business structure.

Local Government (Financial Management) Regulations - Regulation 34 (5) states "Each financial year, a Local Government is to adopt a percentage or value, calculated in accordance with the Australian Accounting Standards, to be used in statements of financial activity for reporting material variances."

This regulation requires Council to annually set a materiality threshold for the purpose of disclosing budget variances within monthly financial reporting. Council adopted a materiality threshold of \$300,000 for the 2020/21 financial year (FY) at the August 2020 ordinary Council meeting.

Detailed analysis of budget variances is an ongoing exercise, with necessary budget amendments either submitted to Council each month via this standing agenda item or included in the City's mid-year budget review, as required by legislation.

Given there was no Council meeting held in January to present the November 2020 financial report, this has also been included for adoption. However, this agenda report focuses on the financial performance as at the end of December 2020.

Submission

N/A

Report

Opening Surplus

The opening surplus from FY 2019/20 was budgeted at \$2.0 million, with another \$9.88 million added to fund carry forward projects, making a total of \$11.88 million. The actual opening surplus following the audit completion was \$12.17 million which is ahead by \$0.29 million. These additional funds will be allocated in the mid-year budget review (MYBR).

Closing Surplus

The City's actual closing surplus to the end of December of \$72.41 million was \$3.76 million over the YTD budget target. This budget variance is a product of all variances across the operating and capital programs, as well as any variance in the opening budget surplus.

Operating Revenue

Operating revenue of \$132.81 million was ahead of the YTD budget by \$1.81 million. The following table summarises the operating revenue budget performance by nature and type:

	Ref Note	Amended Budget	YTD Budget (a)	YTD Actual (b)	Var. \$ (b)-(a)	Var. % (b)-(a)/(a)	Var.
		\$	\$	\$	\$	%	
Revenue from operating activities							
Rates		107,770,657	107,030,861	107,426,928	396,067	0.37%	▲
Specified area rates		550,600	550,600	546,108	(4,492)	(0.82%)	
Operating grants, subsidies and contributions		14,006,484	6,459,155	6,489,950	30,795	0.48%	
Fees and charges		28,361,920	15,515,655	17,093,832	1,578,177	10.17%	▲
Interest earnings		2,930,000	1,450,000	1,060,081	(389,919)	(26.89%)	▼
Profit on disposal of assets		639,536	0	197,359	197,359	0.00%	
		154,259,197	131,006,271	132,814,258	1,807,987		

The material variances identified within business units for the month included:

- Rates income was \$0.40 million ahead of budget due to stronger part year rating and ex-gratia rates (Jandakot Airport).
- Fees and Charges (\$1.58 million over budget)
 - Port Coogee marina pen fees were \$0.35 million ahead of budget due to a timing issue (two year lease payments brought forward into July).
 - Landfill fees income of \$3.18 million was \$0.67 million ahead of the YTD budget.
 - Cockburn ARC YTD revenue of \$5.48 million was on budget target.
- Interest earnings were under YTD budget by \$0.39 million due to declining interest rates and will need to be revised during the MYBR.



Operating Expenditure

Operating expenditure for the month of \$72.07 million was under the YTD budget by \$3.52 million. The following table shows the operating expenditure budget variance at the nature and type level:

	Ref Note	Amended Budget	YTD Budget (a)	YTD Actual (b)	Var. \$ (b)-(a)	Var. % (b)-(a)/(a)	Var.
		\$	\$	\$	\$	%	
Expenditure from operating activities							
Employee costs		(61,828,314)	(29,231,195)	(29,352,339)	(121,144)	(0.41%)	
Materials and contracts		(38,261,621)	(19,221,041)	(15,340,124)	3,880,917	20.19%	▲
Utility charges		(5,749,538)	(2,857,385)	(2,882,327)	(24,942)	(0.87%)	
Depreciation on non-current assets		(35,641,134)	(17,823,820)	(17,975,347)	(151,527)	(0.85%)	
Interest expenses		(696,000)	(348,000)	(299,850)	48,150	13.84%	
Insurance expenses		(1,723,200)	(1,723,200)	(1,676,356)	46,844	2.72%	
Other expenditure		(9,565,264)	(4,292,521)	(4,545,492)	(252,971)	(5.89%)	
Loss on disposal of assets		0	(95,822)	0	95,822	100.00%	
		(153,465,071)	(75,592,984)	(72,071,835)	3,521,149		

The areas with material variances identified for the month included:

- Materials and Contracts (\$3.88 million under YTD budget)
 - Waste and recycling costs were \$0.47 million under YTD budget, with recycling gate fees falling recently.
 - Ranger and Community Safety costs were \$0.31 million under YTD budget (timing issue only)
 - ICT operating costs were \$0.39 million under YTD budget (timing issue only).
 - Contract operating costs within Community Development were down a consolidated \$0.58 million against YTD budget, although there were no material variances under any one service area.

Capital Expenditure

The City's adopted capital budget of \$51.22 million has increased to \$95.07 million with the inclusion of carried forward projects and other budget amendments.

The City's capital expenditure to the end of the month was \$18.34 million against a revised YTD budget setting of \$20.27 million (\$1.93 million timing variance).

The following table details this budget variance by asset class:

Capital acquisitions	Amended		YTD Actual	YTD Actual Variance
	Budget	YTD Budget		
	\$	\$	\$	\$
Land	2,800,000	280,000	280,000	0
Buildings	32,042,846	4,960,256	4,404,267	(555,989)
Furniture and equipment	4,472	0	0	0
Plant and equipment	7,202,853	1,526,304	931,016	(595,288)
Information technology	1,488,091	1,025,654	821,836	(203,818)
Infrastructure - roads	23,895,974	5,260,519	6,366,530	1,106,011
Infrastructure - drainage	1,955,892	399,767	706,233	306,466
Infrastructure - footpath	2,967,217	799,017	423,678	(375,339)
Infrastructure - parks hard	8,224,743	3,105,639	2,394,519	(711,120)
Infrastructure - parks landscaping	3,221,649	1,193,997	649,604	(544,393)
Infrastructure - landfill site	5,092,043	1,122,582	1,172,349	49,767
Infrastructure - marina	5,806,029	351,129	176,998	(174,131)
Infrastructure - coastal	372,473	245,936	9,612	(236,324)
Payments for Capital Acquisitions	95,074,282	20,270,801	18,336,642	(1,934,159)

The areas with material variances identified for the month included:

- Buildings (\$0.56 million under YTD budget) due to Goodchild Park Upgrades not started yet, resulting in a \$0.30 million variance.
- Infrastructure – parks landscaping (\$0.54 million under YTD budget) due to Cockburn Coast Oval project not started yet, resulting in a \$0.52 million variance.
- Infrastructure – roads (\$1.11 million over YTD budget) due to a number of projects running ahead of the YTD budget. No individual project has material variance.
- Plant and equipment was showing an overall YTD underspend of \$0.59 million, with the light fleet replacement program contributing \$0.37 million to this result.

Non-Operating Grants, Subsidies and Contributions

The City has received a total of \$0.66 million against the YTD budget of \$2.49 million. This is due to the application of the new Australia Accounting Standard 15 and 1058 (*Revenue from Contracts with Customers*) which direct the City on how to recognise revenue to depict the transfer of promised goods or services to customers in an amount that reflects the consideration to which the entity expects to be entitled in exchange for those goods or services, hence only the spent amount is recorded as revenue. The variance shown also mimics the underspend within the operating and capital expenditure, with Road Construction Service Unit having the largest variance of \$1.14 million against its YTD budget.



Reserve Transfers

A detailed schedule of the City's financial reserves is attached to the financial report, showing total reserves of \$151.98 million at reporting date (up from \$148.44m last month).

There were transfers into reserves of \$20.75 million to the end of the month, with \$9.88 million from surplus funds brought forward to cover carried forward projects. Under the direction from the Town Planning and Development Act, the City transferred \$5.76 million in Public Open Space cash in lieu contributions to financial reserves in the Municipal fund (previously in Trust). Another \$3.48 million transferred related to developer contribution plans, \$0.61 million from land sales and \$0.52 million for the Cockburn Integrated Health and Community Facility building maintenance sinking fund.

There were \$18.65 million in transfers out of reserve to the end of the month, with \$13.28 million relating to capital works and another \$0.98m for road reserve acquisitions. There was also \$2.10 million withdrawn for FAG grant payments received in advance last financial year.

Interest earnings of \$103k have been transferred into interest bearing reserves to the end of December.

Cash and Investments

The closing cash and financial investment holding at month's end totalled \$212.26 million, up from \$208.76 million last month. This included \$155.75 million of restricted financial reserves and bonds and deposits liabilities, with the balance of \$56.51 million representing unrestricted funds available for the City's day to day operating activities.

Investment Performance, Ratings and Maturity

The City's investment portfolio yielded a weighted annualised return of 0.83 percent for the month (down from 0.92% last month and 1.03% the month before). The City's longer dated deposits have somewhat buffered the overall yield, although new placements are now attracting rates between 0.50 percent and 0.70 percent. The yield for December outperformed the City's target rate of 0.60 percent (RBA cash rate of 0.10% plus 0.50% performance margin) by 0.23 percent. Interest earned from investments was \$1.05 million, \$0.40m under the YTD budget of \$1.45 million.

Current investments held are compliant with Council's Investment Policy, other than those made under previous policy and statutory provisions. This includes Australian reverse mortgage funds with a face value of \$2.517 million and book value of \$0.942 million (net of a \$1.575 million impairment provision), which continue paying interest and returning capital (\$0.48 million returned to date of the original \$3.0 million). All previous term deposits with foreign owned banks have now matured, ensuring the term deposit portfolio is fully compliant with current policy settings.



The City is expecting a low interest rate environment for the next few years, limiting investment returns from its substantial cash holdings. Whilst the City is allowed to invest in bank term deposits and Government issued bonds for up to three years, the relatively flat yield curve does not offer any incentive for longer term investment. The City recently opened a cash management account that pays an attractive rate of interest on at call funds (up to \$10 million).

The City's investments fall within the following Standard and Poor's short term risk rating categories:

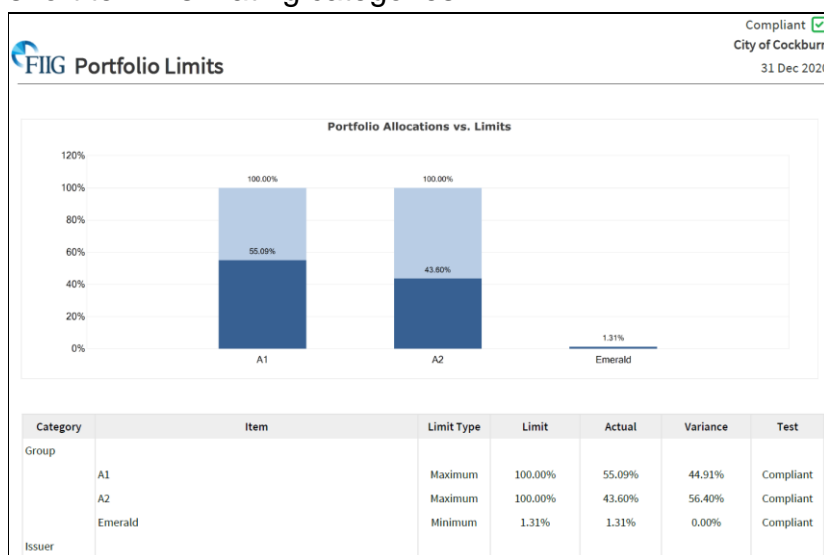


Figure 1: Portfolio allocations compared to Investment Policy limits

The City's investment portfolio duration as at the end of the month was 143 days (a decrease from 188 days in November). The maturity profile of the City's investments is graphically depicted below, showing adequate maturities across the next few months to satisfy liquidity requirements.

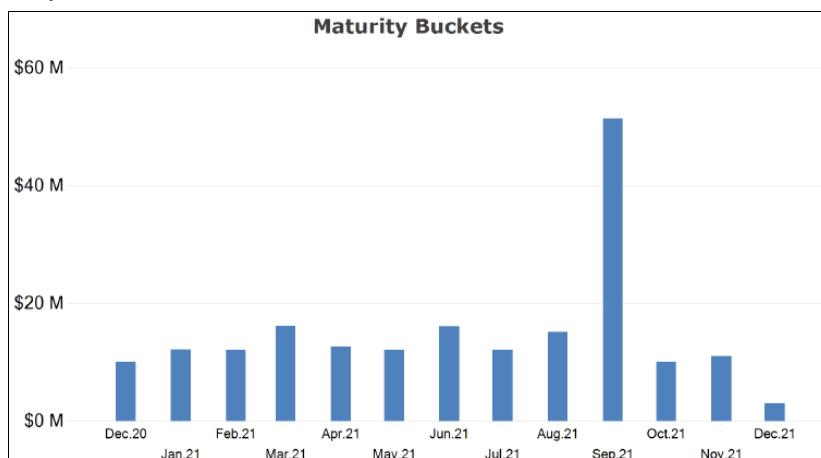


Figure 2: Council Investment Maturity Profile

Investment in Fossil Fuel Free Banks

At month end, the City held just 5% or \$9.5 million of its investment portfolio with banks considered non-funders of fossil fuel related industries (down from 11% previous month). The amount invested with fossil fuel free banks fluctuates month to month, due to the attractiveness of deposit rates being offered and the capacity of fossil fuel free banks to accept funds. In particular, two of the major non-fossil fuel bankers used by the City have either not been quoting, or their rates have been uncompetitive.

Rates Debt Recovery

The amount of collectible rates and charges for 2020/21 (comprising arrears, annual levies and part year rating) currently totals \$130.86 million. At the end of December, the City had \$43.94 million (34%) of this balance outstanding (\$49.02 million last month). This includes \$1.05 million of deferred pensioner rates and adds back \$1.0 million in prepaid rates (to be applied to future years' charges).

Importantly, the rate of collection has not been adversely impacted by the COVID pandemic, reflecting a degree of success in the City's COVID relief measures and Government stimulus.

In terms of overdue and delinquent rates accounts under formal and legal debt recovery processes, the City had 529 properties owing \$1.99 million (down from 693 properties owing \$2.49 million in October). Formal debt recovery activities have recommenced now that rates are past due and payable (if not on instalments or other payment arrangements).

Trust Fund

The \$5.76 million POS cash in lieu is now held within financial reserves in the Municipal fund as directed by the Town Planning and Development Act. The City's trust account now has a nil balance.

Budget Amendments

There are a number of budget amendments proposed within the financial report as follows:

1. \$193,351 Dell server replacement funded from the IT Reserve.
2. \$25,000 shade sail installation at Minori Park funded by transferring budget from half-court basketball installation at Denise Oates Park.
3. \$20,000 landscape upgrade at Hobson Park funded by transferring budget from half-court basketball installation at Albion Park.
4. \$40,000 for replacement forklift with electric variant funded from the Plant Replacement Reserve \$35,000 and proceeds from sale \$5,000.



5. \$5,764,971 transfer of Public Open Space cash in lieu funds (previously held in Trust) to a non-current liability in the Balance Sheet and into corresponding POS Reserves to comply with the change to the Town Planning and Development Act.
6. Grant of \$140,000 from Anglicare WA for the Small Business Financial Counselling activities.
7. \$6,715 returned to Carry Forward Reserve as Bakers Square Lighting project is completed.
8. \$100,000 adjusting insurance reimbursements to allow for excess (deductible limits) by transfer from Insurance Reserve.
9. \$10,000 Golf course business plan funded by reducing asset management consulting fees.
10. \$90,000 mobility tablets replacement funded from the IT Reserve.

The following summary shows the impact of the proposed budget amendments at the nature or type level:

Classification	Amount	Budget Impact
Operating Grants, Subsidies and Contributions	(\$40,000)	Increase
Operating Revenue Adjustment	(\$40,000)	Increase
Materials and Contracts	\$177,778	Increase
Employee Costs – Direct Costs	\$47,250	Increase
Employee Costs – Indirect Costs	\$4,000	Increase
Utilities	\$972	Increase
Operating Expenditure Adjustment	\$230,000	Increase
Net Operating Adjustment	\$190,000	Decrease
Capital Expenditure	\$226,636	Increase
Proceeds from Sale of Assets	(\$5,000)	Increase
Transfers from Reserves	(\$411,636)	Increase
Transfers to Reserves	\$5,764,971	Increase
Non-Current Liability	(\$5,764,971)	Increase
Net Budget Surplus impact	\$0	Nil

Strategic Plans/Policy Implications

Listening and Leading

A community focused, sustainable, accountable and progressive organisation.

- Ensure good governance through transparent and accountable, planning, processes, reporting, policy and decision making.
- Deliver value for money through sustainable financial management, planning and asset management.



Budget/Financial Implications

The budget amendments included in this monthly financial report do not change the City's current budget surplus of \$70,437.

Legal Implications

N/A

Community Consultation

N/A

Risk Management Implications

Council's adopted budget for revenue, expenditure and the closing financial position could factually misrepresent actual financial outcomes if the recommended budget amendments are not adopted. Further, some services and projects could be disrupted if budgetary requirements are not appropriately addressed.

Advice to Proponents/Submitters

N/A

Implications of Section 3.18(3) *Local Government Act 1995*

Nil

CITY OF COCKBURN**MONTHLY FINANCIAL REPORT**
(Containing the Statement of Financial Activity)
For the period ending 31 December 2020**LOCAL GOVERNMENT ACT 1995**
LOCAL GOVERNMENT (FINANCIAL MANAGEMENT) REGULATIONS 1996**TABLE OF CONTENTS**

Monthly Summary Information	2
Statement of Financial Activity by Nature or Type	4
Statement of Financial Activity by Business Unit	6
Basis of Preparation	7
Note 1 Statement of Financial Activity Information	8
Note 2 Cash and Financial Assets	9
Note 3 Disposal of Assets	10
Note 4 Capital Acquisitions	11
Note 5 Borrowings	12
Note 6 Cash Reserves	13
Note 7 Other Current Liabilities	16
Note 8 Trust Fund	17
Note 9 Budget Amendments	18
Note 10 Explanation of Material Variances	21



**MONTHLY FINANCIAL REPORT
FOR THE PERIOD ENDED 31 DECEMBER 2020**

SUMMARY INFORMATION

Funding surplus / (deficit) Components

Funding surplus / (deficit)				
	Amended Budget	YTD Budget (a)	YTD Actual (b)	Var. \$ (b)-(a)
Opening	\$11.88 M	\$11.88 M	\$12.17 M	\$0.29 M
Closing	\$0.07 M	\$68.65 M	\$72.41 M	\$3.76 M
Refer to Statement of Financial Activity				

Cash and cash equivalents		
	\$212.26 M	% of total
Unrestricted Cash	\$56.51 M	26.6%
Restricted Cash	\$155.75 M	73.4%
Refer to Note 2 - Cash and Financial Assets		

Key Operating Activities

Amount attributable to operating activities			
Amended Budget	YTD Budget (a)	YTD Actual (b)	Var. \$ (b)-(a)
\$39.63 M	\$74.75 M	\$81.33 M	\$6.58 M
Refer to Statement of Financial Activity			

Employee Cost		
YTD Actual	(\$29.35 M)	% Variance
YTD Budget	(\$29.23 M)	0.4%
Refer to Statement of Financial Activity		

Rates Revenue		
YTD Actual	\$107.97 M	% Variance
YTD Budget	\$107.58 M	0.0%
Refer to Statement of Financial Activity		

Fees and Charges		
YTD Actual	\$17.09 M	% Variance
YTD Budget	\$15.52 M	10.2%
Refer to Statement of Financial Activity		

Materials & Contracts		
YTD Actual	(\$15.34 M)	% Variance
YTD Budget	(\$19.22 M)	(20.2%)
Refer to Statement of Financial Activity		

Key Investing Activities

Amount attributable to investing activities			
Amended Budget	YTD Budget (a)	YTD Actual (b)	Var. \$ (b)-(a)
(\$70.58 M)	(\$17.47 M)	(\$16.92 M)	\$0.55 M
Refer to Statement of Financial Activity			

Proceeds on sale		
YTD Actual	\$0.76 M	%
Amended Budget	\$6.39 M	11.9%
Refer to Note 3 - Disposal of Assets		

Asset Acquisition		
YTD Actual	\$18.34 M	% Spent
Amended Budget	\$95.07 M	19.3%
Refer to Note 4 - Capital Acquisition		

Capital Grants		
YTD Actual	\$3.27 M	% Received
Amended Budget	\$21.48 M	15.2%
Refer to Note 4 - Capital Acquisition		

Key Financing Activities

Amount attributable to financing activities			
Amended Budget	YTD Budget (a)	YTD Actual (b)	Var. \$ (b)-(a)
\$19.14 M	(\$0.51 M)	(\$4.18 M)	(\$3.67 M)
Refer to Statement of Financial Activity			

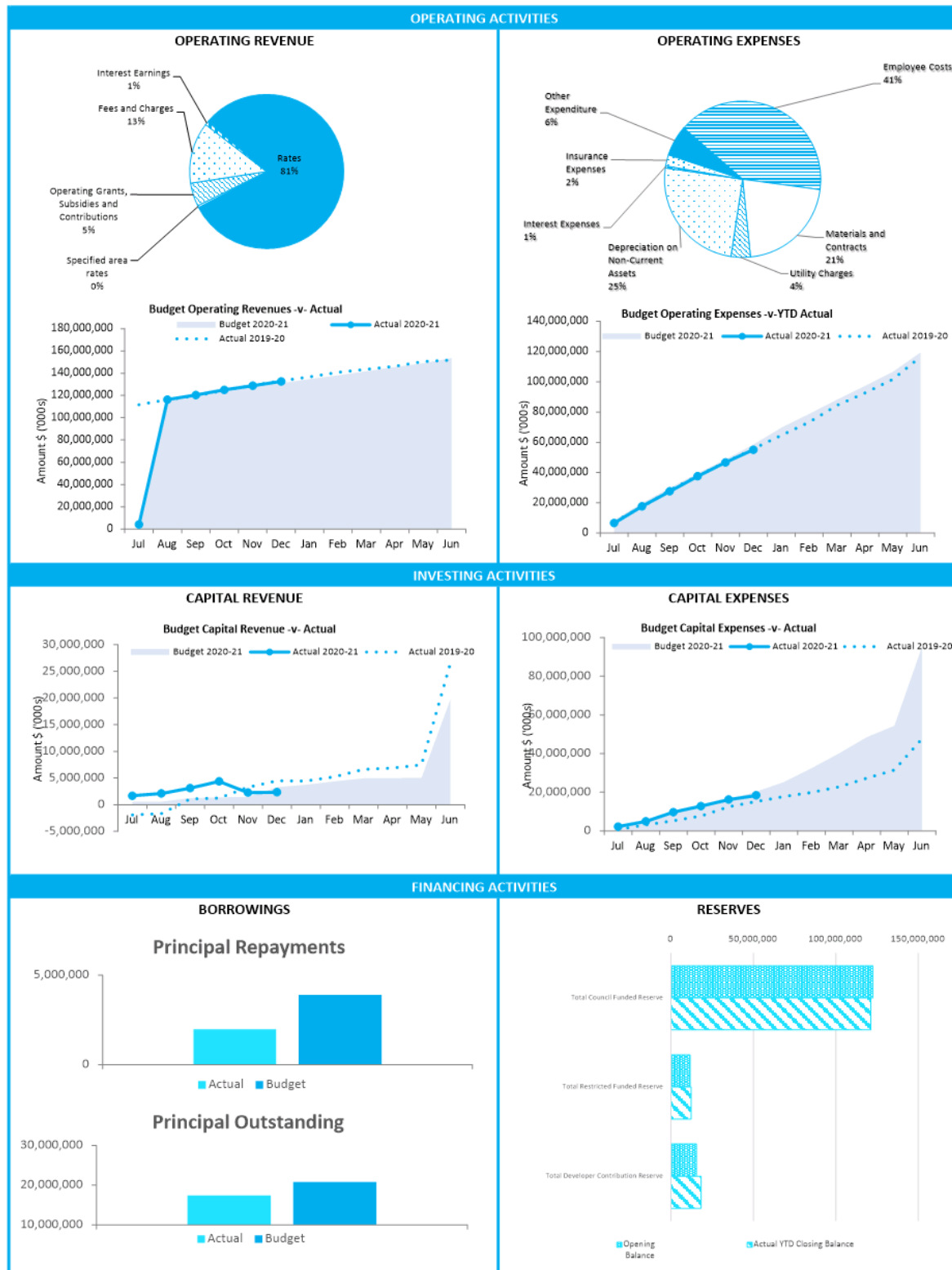
Borrowings	
Principal repayments	\$1.98 M
Interest expense	\$0.30 M
Principal due	\$17.42 M
Refer to Note 5 - Borrowings	

Reserves	
Reserves balance	\$151.98 M
Interest earned	\$0.10 M
Refer to Note 6 - Cash Reserves	

This information is to be read in conjunction with the accompanying Financial Statements and notes.

**MONTHLY FINANCIAL REPORT
FOR THE PERIOD ENDED 31 DECEMBER 2020**

SUMMARY INFORMATION - GRAPHS



This information is to be read in conjunction with the accompanying Financial Statements and Notes.

STATEMENT OF FINANCIAL ACTIVITY
FOR THE PERIOD ENDED 31 DECEMBER 2020

BY NATURE OR TYPE

	Ref Note	Amended Budget	YTD Budget (a)	YTD Actual (b)	Var. \$ (b)-(a)	Var. % (b)-(a)/(a)	Var.
		\$	\$	\$	\$	%	
Opening funding surplus / (deficit)	1(c)	11,878,427	11,878,427	12,171,051	292,624	2.46%	
Revenue from operating activities							
Rates		107,770,657	107,030,861	107,426,928	396,067	0.37%	▲
Specified area rates		550,600	550,600	546,108	(4,492)	(0.82%)	
Operating grants, subsidies and contributions		14,006,484	6,459,155	6,489,950	30,795	0.48%	
Fees and charges		28,361,920	15,515,655	17,093,832	1,578,177	10.17%	▲
Interest earnings		2,930,000	1,450,000	1,060,081	(389,919)	(26.89%)	▼
Profit on disposal of assets		639,536	0	197,359	197,359	0.00%	
		154,259,197	131,006,271	132,814,258	1,807,987		
Expenditure from operating activities							
Employee costs		(61,828,314)	(29,231,195)	(29,352,339)	(121,144)	(0.41%)	
Materials and contracts		(38,261,621)	(19,221,041)	(15,340,124)	3,880,917	20.19%	▲
Utility charges		(5,749,538)	(2,857,385)	(2,882,327)	(24,942)	(0.87%)	
Depreciation on non-current assets		(35,641,134)	(17,823,820)	(17,975,347)	(151,527)	(0.85%)	
Interest expenses		(696,000)	(348,000)	(299,850)	48,150	13.84%	
Insurance expenses		(1,723,200)	(1,723,200)	(1,676,356)	46,844	2.72%	
Other expenditure		(9,565,264)	(4,292,521)	(4,545,492)	(252,971)	(5.89%)	
Loss on disposal of assets		0	(95,822)	0	95,822	100.00%	
		(153,465,071)	(75,592,984)	(72,071,835)	3,521,149		
Non-cash amounts excluded from operating activities	1(a)	38,834,073	19,333,776	20,588,359	1,254,583	6.49%	▲
Amount attributable to operating activities		39,628,199	74,747,063	81,330,782	6,583,719		
Investing activities							
Proceeds from non-operating grants, subsidies and contributions		18,101,487	2,491,266	655,072	(1,836,194)	(73.71%)	▼
Proceeds from disposal of assets	3	6,393,380	311,100	763,026	451,926	145.27%	▲
Payments for property, plant and equipment and infrastructure	4	(95,074,282)	(20,270,801)	(18,336,642)	1,934,159	9.54%	▲
Amount attributable to investing activities		(70,579,415)	(17,468,435)	(16,918,544)	549,891		
Financing Activities							
Proceeds from new debentures	5	5,277,400	0	0	0	0.00%	
Transfer from reserves	6	62,074,269	12,296,318	18,651,240	6,354,922	51.68%	▲
Repayment of debentures	5	(3,900,000)	(350,000)	(1,978,344)	(1,628,344)	(465.24%)	▼
Transfer to reserves	6	(44,308,445)	(12,455,240)	(20,851,078)	(8,395,838)	(67.41%)	▼
Amount attributable to financing activities		19,143,224	(508,922)	(4,178,182)	(3,669,260)		
Closing funding surplus / (deficit)	1(c)	70,435	68,648,133	72,405,107	3,756,973		

KEY INFORMATION

▲ ▼ Indicates a variance between Year to Date (YTD) Actual and YTD Actual data as per the adopted materiality threshold.

Refer to Note 10 for an explanation of the reasons for the variance.

This statement is to be read in conjunction with the accompanying Financial Statements and Notes.

**KEY TERMS AND DESCRIPTIONS
FOR THE PERIOD ENDED 31 DECEMBER 2020**

NATURE OR TYPE DESCRIPTIONS

REVENUE

RATES

All rates levied under the *Local Government Act 1995*. Includes general, differential, specified area rates, minimum rates, interim rates, back rates, ex-gratia rates, less discounts and concessions offered. Exclude administration fees, interest on instalments, interest on arrears, service charges and sewerage rates.

OPERATING GRANTS, SUBSIDIES AND CONTRIBUTIONS

Refers to all amounts received as grants, subsidies and contributions that are not non-operating grants.

NON-OPERATING GRANTS, SUBSIDIES AND CONTRIBUTIONS

Amounts received specifically for the acquisition, construction of new or the upgrading of identifiable non financial assets paid to a local government, irrespective of whether these amounts are received as capital grants, subsidies, contributions or donations.

REVENUE FROM CONTRACTS WITH CUSTOMERS

Revenue from contracts with customers is recognised when the local government satisfies its performance obligations under the contract.

FEES AND CHARGES

Revenues (other than service charges) from the use of facilities and charges made for local government services, sewerage rates, rentals, hire charges, fee for service, photocopying charges, licences, sale of goods or information, fines, penalties and administration fees. Local governments may wish to disclose more detail such as rubbish collection fees, rental of property, fines and penalties, other fees and charges.

SERVICE CHARGES

Service charges imposed under *Division 6 of Part 6 of the Local Government Act 1995. Regulation 54 of the Local Government (Financial Management) Regulations 1996* identifies these as television and radio broadcasting, underground electricity and neighbourhood surveillance services. Exclude rubbish removal charges. Interest and other items of a similar nature received from bank and investment accounts, interest on rate instalments, interest on rate arrears and interest on debtors.

INTEREST EARNINGS

Interest and other items of a similar nature received from bank and investment accounts, interest on rate instalments, interest on rate arrears and interest on debtors.

OTHER REVENUE / INCOME

Other revenue, which can not be classified under the above headings, includes dividends, discounts, rebates etc.

PROFIT ON ASSET DISPOSAL

Excess of assets received over the net book value for assets on their disposal.

EXPENSES

EMPLOYEE COSTS

All costs associate with the employment of person such as salaries, wages, allowances, benefits such as vehicle and housing, superannuation, employment expenses, removal expenses, relocation expenses, worker's compensation insurance, training costs, conferences, safety expenses, medical examinations, fringe benefit tax, etc.

MATERIALS AND CONTRACTS

All expenditures on materials, supplies and contracts not classified under other headings. These include supply of goods and materials, legal expenses, consultancy, maintenance agreements, communication expenses, advertising expenses, membership, periodicals, publications, hire expenses, rental, leases, postage and freight etc. Local governments may wish to disclose more detail such as contract services, consultancy, information technology, rental or lease expenditures.

UTILITIES (GAS, ELECTRICITY, WATER, ETC.)

Expenditures made to the respective agencies for the provision of power, gas or water. Exclude expenditures incurred for the reinstatement of roadwork on behalf of these agencies.

INSURANCE

All insurance other than worker's compensation and health benefit insurance included as a cost of employment.

LOSS ON ASSET DISPOSAL

Shortfall between the value of assets received over the net book value for assets on their disposal.

DEPRECIATION ON NON-CURRENT ASSETS

Depreciation expense raised on all classes of assets.

INTEREST EXPENSES

Interest and other costs of finance paid, including costs of finance for loan debentures, overdraft accommodation and refinancing expenses.

OTHER EXPENDITURE

Statutory fees, taxes, allowance for impairment of assets, member's fees or State taxes. Donations and subsidies made to community groups.

STATEMENT OF FINANCIAL ACTIVITY
FOR THE PERIOD ENDED 31 DECEMBER 2020

STATUTORY REPORTING BY BUSINESS UNIT

	Ref Note	Amended Budget	YTD Budget (a)	YTD Actual (b)	Var. \$ (b)-(a)	Var. % (b)-(a)/(a)	Var.
		\$	\$	\$	\$	%	
Opening funding surplus / (deficit)	1(c)	11,878,427	11,878,427	12,171,051	292,624	2.46%	
Revenue from operating activities							
Executive Services		0	0	3,000	3,000	0.00%	
Financial Services		113,956,615	110,403,729	110,403,607	(122)	(0.00%)	
Information Services		1,500	750	91	(659)	(87.87%)	
Human Resource Management		297,000	148,496	131,255	(17,241)	(11.61%)	
Library Services		48,550	24,275	20,295	(3,980)	(16.40%)	
Recreation and Community Safety		12,786,404	6,245,928	6,527,556	281,628	4.51%	
Community Development and Services		9,563,024	4,783,905	4,899,266	115,361	2.41%	
Corporate Communications		104,600	43,500	32,027	(11,473)	(26.37%)	
Governance and Risk Management		800	400	1,495	1,095	273.75%	
Statutory Planning Services		1,142,000	607,500	853,459	245,959	40.49%	
Strategic Planning Services		3,248,845	1,491,940	1,565,805	73,865	4.95%	
Building Services		1,380,547	844,067	987,773	143,706	17.03%	
Environmental Health Services		351,434	287,218	431,488	144,270	50.23%	
Waste Services		7,862,147	4,953,071	5,602,071	649,000	13.10%	▲
Parks and Environmental Services		1,832,168	444,438	149,609	(294,829)	(66.34%)	
Engineering Services		283,472	101,576	109,497	7,921	7.80%	
Infrastructure Services		1,400,094	625,477	1,095,963	470,486	75.22%	▲
		154,259,200	131,006,270	132,814,257	1,807,987		
Expenditure from operating activities							
Executive Services		(3,114,319)	(1,428,187)	(1,163,952)	264,235	18.50%	
Executive Support Services		(286,558)	(141,563)	(97,251)	44,312	31.30%	
Strategy and Civic Support		(1,169,606)	(561,056)	(457,169)	103,887	18.52%	
Financial Services		(6,578,501)	(4,154,282)	(4,064,687)	89,595	2.16%	
Information Services		(7,788,464)	(4,259,569)	(4,083,236)	176,333	4.14%	
Human Resource Management		(2,814,415)	(1,344,552)	(1,317,592)	26,960	2.01%	
Library Services		(4,063,693)	(2,015,202)	(1,806,908)	208,294	10.34%	
Recreation and Community Safety		(19,798,339)	(9,536,043)	(8,904,468)	631,575	6.62%	▲
Community Development and Services		(13,188,909)	(6,481,882)	(5,522,163)	959,719	14.81%	▲
Corporate Communications		(4,169,163)	(1,971,483)	(1,973,067)	(1,584)	(0.08%)	
Governance and Risk Management		(669,283)	(345,040)	(228,689)	116,351	33.72%	
Statutory Planning Services		(1,592,431)	(747,915)	(774,040)	(26,125)	(3.49%)	
Strategic Planning Services		(2,272,695)	(1,078,528)	(1,339,623)	(261,095)	(24.21%)	
Building Services		(1,855,012)	(860,449)	(871,377)	(10,928)	(1.27%)	
Environmental Health Services		(2,121,340)	(1,039,462)	(936,600)	102,862	9.90%	
Waste Services		(16,943,233)	(7,771,949)	(7,669,281)	102,668	1.32%	
Parks and Environmental Services		(21,854,779)	(10,333,579)	(9,885,473)	448,106	4.34%	▲
Engineering Services		(25,023,174)	(12,391,551)	(12,459,741)	(68,190)	(0.55%)	
Infrastructure Services		(19,757,909)	(9,943,485)	(9,466,757)	476,728	4.79%	▲
Internal Recharging		1,596,749	812,794	950,240	137,446	(16.91%)	
		(153,465,074)	(75,592,983)	(72,071,834)	3,521,149		
Non-cash amounts excluded from operating activities	1(a)	38,834,073	19,333,776	20,588,359	1,254,583	6.49%	▲
Amount attributable to operating activities		39,628,199	74,747,063	81,330,782	6,583,719		
Investing Activities							
Proceeds from non-operating grants, subsidies and contributions		18,101,487	2,491,266	655,072	(1,836,194)	(73.71%)	▼
Proceeds from disposal of assets	3	6,393,380	311,100	763,026	451,926	145.27%	▲
Payments for property, plant and equipment and infrastructure	4	(95,074,282)	(20,270,801)	(18,336,642)	1,934,159	9.54%	▲
Amount attributable to investing activities		(70,579,415)	(17,468,435)	(16,918,544)	549,891		
Financing Activities							
Proceeds from new debentures	5	5,277,400	0	0	0	0.00%	
Transfer from reserves	6	62,074,269	12,296,318	18,651,240	6,354,922	51.68%	▲
Repayment of debentures	5	(3,900,000)	(350,000)	(1,978,344)	(1,628,344)	(465.24%)	▼
Transfer to reserves	6	(44,308,445)	(12,455,240)	(20,851,078)	(8,395,838)	(67.41%)	▼
Amount attributable to financing activities		19,143,224	(508,922)	(4,178,182)	(3,669,280)		
Closing funding surplus / (deficit)	1(c)	70,435	68,648,133	72,405,107			

KEY INFORMATION

▲ ▼ Indicates a variance between Year to Date (YTD) Actual and YTD Actual data as per the adopted materiality threshold. Refer to threshold. Refer to Note 10 for an explanation of the reasons for the variance.

The material variance adopted by Council for the 2020-21 year is \$300,000 or 0.00% whichever is the greater.

This statement is to be read in conjunction with the accompanying Financial Statements and notes.

**MONTHLY FINANCIAL REPORT
FOR THE PERIOD ENDED 31 DECEMBER 2020**

BASIS OF PREPARATION

BASIS OF PREPARATION

REPORT PURPOSE

This report is prepared to meet the requirements of *Local Government (Financial Management) Regulations 1996*, Regulation 34. Note: The statements and accompanying notes are prepared based on all transactions recorded at the time of preparation and may vary due to transactions being processed for the reporting period after the date of preparation.

BASIS OF ACCOUNTING

This statement comprises a special purpose financial report which has been prepared in accordance with Australian Accounting Standards (as they apply to local governments and not-for-profit entities) and Interpretations of the Australian Accounting Standards Board, and the *Local Government Act 1995* and accompanying regulations.

The *Local Government (Financial Management) Regulations 1996* take precedence over Australian Accounting Standards. Regulation 16 prohibits a local government from recognising as assets Crown land that is a public thoroughfare, such as land under roads, and land not owned by but under the control or management of the local government, unless it is a golf course, showground, racecourse or recreational facility of State or regional significance. Consequently, some assets, including land under roads acquired on or after 1 July 2008, have not been recognised in this financial report. This is not in accordance with the requirements of *AASB 1051 Land Under Roads* paragraph 15 and *AASB 116 Property, Plant and Equipment* paragraph 7.

Accounting policies which have been adopted in the preparation of this financial report have been consistently applied unless stated otherwise. Except for cash flow and rate setting information, the report has been prepared on the accrual basis and is based on historical costs, modified, where applicable, by the measurement at fair value of selected non-current assets, financial assets and liabilities.

PREPARATION TIMING AND REVIEW

Date prepared: All known transactions up to 31 December 2020

SIGNIFICANT ACCOUNTING POLICES

CRITICAL ACCOUNTING ESTIMATES

The preparation of a financial report in conformity with Australian Accounting Standards requires management to make judgements, estimates and assumptions that effect the application of policies and reported amounts of assets and liabilities, income and expenses. The estimates and associated assumptions are based on historical experience and various other factors that are believed to be reasonable under the circumstances; the results of which form the basis of making the judgements about carrying values of assets and liabilities that are not readily apparent from other sources. Actual results may differ from these estimates.

THE LOCAL GOVERNMENT REPORTING ENTITY

All funds through which the City controls resources to carry on its functions have been included in the financial statements forming part of this financial report.

In the process of reporting on the local government as a single unit, all transactions and balances between those funds (for example, loans and transfers between funds) have been eliminated.

All monies held in the Trust Fund are excluded from the financial statements. A separate statement of those monies appears at Note 8 to these financial statements.

GOODS AND SERVICES TAX

Revenues, expenses and assets are recognised net of the amount of GST, except where the amount of GST incurred is not recoverable from the Australian Taxation Office (ATO). Receivables and payables are stated inclusive of GST receivable or payable. The net amount of GST recoverable from, or payable to, the ATO is included with receivables or payables in the statement of financial position. Cash flows are presented on a gross basis. The GST components of cash flows arising from investing or financing activities which are recoverable from, or payable to, the ATO are presented as operating cash flows.

ROUNDING OFF FIGURES

All figures shown in this statement are rounded to the nearest dollar.

NOTES TO THE STATEMENT OF FINANCIAL ACTIVITY
FOR THE PERIOD ENDED 31 DECEMBER 2020

NOTE 1
STATEMENT OF FINANCIAL ACTIVITY INFORMATION

(a) Non-cash items excluded from operating activities

The following non-cash revenue and expenditure has been excluded from operating activities within the Statement of Financial Activity in accordance with Financial Management Regulation 32.

	Notes	Amended Budget	YTD Budget (a)	YTD Actual (b)
Non-cash items excluded from operating activities				
		\$	\$	\$
Adjustments to operating activities				
Less: Profit on asset disposals	3	(639,536)	0	(197,359)
Less: Movement in liabilities associated with restricted cash		3,832,475	1,414,134	2,782,880
Less: Movement in leased liabilities				(428,032)
Movement in pensioner deferred rates (non-current)		0	0	54,551
Movement in accrued debtors (non-current)		0	0	1,148
Movement in employee benefit provisions (non-current)		0	0	399,824
Add: Loss on asset disposals	3	0	95,822	0
Add: Depreciation on assets		35,641,134	17,823,820	17,975,347
Total non-cash items excluded from operating activities		38,834,073	19,333,776	20,588,359

(b) Adjustments to net current assets in the Statement of Financial Activity

The following current assets and liabilities have been excluded from the net current assets used in the Statement of Financial Activity in accordance with *Financial Management Regulation* 32 to agree to the surplus/(deficit) after imposition of general rates.

		Last Year Closing 30 June 2020	This Time Last Year 31 December 2019	Year to Date 31 December 2020
Adjustments to net current assets				
Less: Reserves - restricted cash	6	(149,783,094)	(130,442,118)	(151,982,932)
Less: Bonds & deposits		(4,017,650)	(4,067,784)	(4,709,006)
Less: POS payments		0	0	(5,764,971)
Add: Borrowings	5	3,226,983	2,825,065	1,248,640
Add: Lease liabilities		421,881	0	(6,151)
Add: Financial assets at amortised cost - non-current	2	951,228	987,040	941,521
Total adjustments to net current assets		(149,200,652)	(130,697,797)	(160,272,899)
Cash and cash equivalents	2	5,133,910	45,605,316	22,358,498
Financial assets at amortised cost	2	169,400,000	157,400,000	189,900,000
Rates receivables		2,942,696	34,583,335	42,080,707
Receivables		4,697,858	7,517,867	4,768,525
Other current assets		4,531,758	75,911	766,368
Payables		(12,218,573)	(12,338,936)	(12,475,995)
Borrowings	5	(3,226,983)	(2,825,065)	(1,248,640)
Contract liabilities	7	(713,380)	0	(4,452,178)
Lease liabilities		(421,881)	0	6,151
Provisions	7	(8,753,702)	(12,594,025)	(9,025,430)
Less: Total adjustments to net current assets	1(b)	(149,200,652)	(130,697,797)	(160,272,899)
Closing funding surplus / (deficit)		12,171,051	86,726,606	72,405,107

CURRENT AND NON-CURRENT CLASSIFICATION

In the determination of whether an asset or liability is current or non-current, consideration is given to the time when each asset or liability is expected to be settled. Unless otherwise stated assets or liabilities are classified as current if expected to be settled within the next 12 months, being the Council's operational cycle.

NOTES TO THE STATEMENT OF FINANCIAL ACTIVITY
FOR THE PERIOD ENDED 31 DECEMBER 2020

OPERATING ACTIVITIES
NOTE 2
CASH AND FINANCIAL ASSETS

Description	Classification	Unrestricted	Restricted	Total Cash	Trust	Institution
		\$	\$	\$	\$	
Cash on hand						
Cash at bank	Cash and cash equivalents	22,332,760	0	22,332,760		NATIONAL AUSTRALIA BANK
Cash on hand	Cash and cash equivalents	25,738	0	25,738		
Term deposits - current	Financial assets at amortised cost	31,149,583	40,750,417	71,900,000		BANK OF QUEENSLAND
Term deposits - current	Financial assets at amortised cost	0	21,000,000	21,000,000		MACQUARIE BANK
Term deposits - current	Financial assets at amortised cost	0	42,500,000	42,500,000		NATIONAL AUSTRALIA BANK
Term deposits - current	Financial assets at amortised cost	0	4,000,000	4,000,000		RURAL BANK
Term deposits - current	Financial assets at amortised cost	0	5,000,000	5,000,000		AMP
Term deposits - current	Financial assets at amortised cost	0	42,500,000	42,500,000		COMMONWEALTH BANK
Term deposits - current	Financial assets at amortised cost	3,000,000		3,000,000		AUSWIDE BANK
Total		56,508,082	155,750,417	212,258,499	0	
Comprising		Unrestricted	Restricted	Total Cash	Trust	
		\$	\$	\$	\$	
Cash and cash equivalents		22,358,499	0	22,358,499	0	
Financial assets at amortised cost		34,149,583	155,750,417	189,900,000	0	
		56,508,082	155,750,417	212,258,499	0	

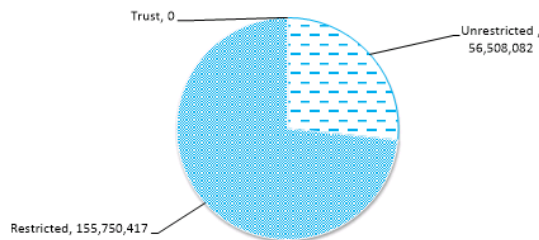
KEY INFORMATION

Cash and cash equivalents include cash on hand, cash at bank, deposits available on demand with banks and other short term highly liquid investments highly liquid investments with original maturities of three months or less that are readily convertible to known amounts of cash and which are subject to an insignificant risk of changes in value and bank overdrafts. Bank overdrafts are reported as short term borrowings in current liabilities in the statement of net current assets.

The local government classifies financial assets at amortised cost if both of the following criteria are met:

- the asset is held within a business model whose objective is to collect the contractual cashflows, and
- the contractual terms give rise to cash flows that are solely payments of principal and interest.

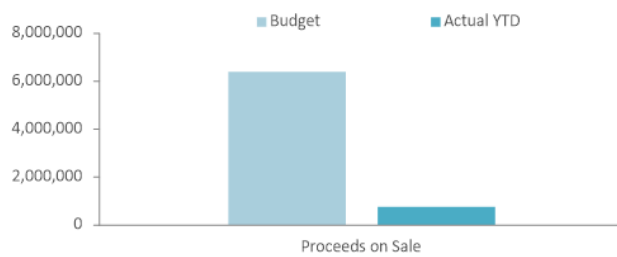
Financial assets at amortised cost held with registered financial institutions are listed in this note other financial assets at amortised cost are provided in Note 4 - Other assets.



NOTES TO THE STATEMENT OF FINANCIAL ACTIVITY
FOR THE PERIOD ENDED 31 DECEMBER 2020

OPERATING ACTIVITIES
NOTE 3
DISPOSAL OF ASSETS

Asset Ref.	Asset description	Budget				YTD Actual			
		Net Book Value	Proceeds	Profit	(Loss)	Net Book Value	Proceeds	Profit	(Loss)
		\$	\$	\$	\$	\$	\$	\$	\$
	Plant and equipment	953,844	1,093,380	139,536		195,005	279,879	84,874	0
	Freehold Land	4,800,000	5,300,000	500,000		370,662	483,147	112,485	0
		5,753,844	6,393,380	639,536	0	565,667	763,026	197,359	0



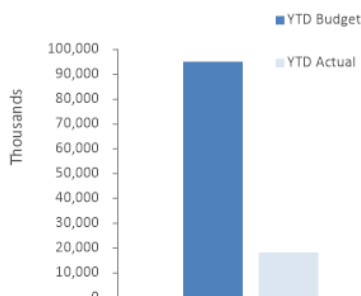
**NOTES TO THE STATEMENT OF FINANCIAL ACTIVITY
FOR THE PERIOD ENDED 31 DECEMBER 2020**

**INVESTING ACTIVITIES
NOTE 4
CAPITAL ACQUISITIONS**

Capital acquisitions	Amended		YTD Actual	YTD Actual Variance
	Budget	YTD Budget		
	\$	\$	\$	\$
Land	2,800,000	280,000	280,000	0
Buildings	32,042,846	4,960,256	4,404,267	(555,989)
Furniture and equipment	4,472	0	0	0
Plant and equipment	7,202,853	1,526,304	931,016	(595,288)
Information technology	1,488,091	1,025,654	821,836	(203,818)
Infrastructure - roads	23,895,974	5,260,519	6,366,530	1,106,011
Infrastructure - drainage	1,955,892	399,767	706,233	306,466
Infrastructure - footpath	2,967,217	799,017	423,678	(375,339)
Infrastructure - parks hard	8,224,743	3,105,639	2,394,519	(711,120)
Infrastructure - parks landscaping	3,221,649	1,193,997	649,604	(544,393)
Infrastructure - landfill site	5,092,043	1,122,582	1,172,349	49,767
Infrastructure - marina	5,806,029	351,129	176,998	(174,131)
Infrastructure - coastal	372,473	245,936	9,612	(236,324)
Payments for Capital Acquisitions	95,074,282	20,270,801	18,336,642	(1,934,159)
Total Capital Acquisitions	95,074,282	20,270,801	18,336,642	(1,934,159)
Capital Acquisitions Funded By:				
	\$	\$	\$	\$
Capital grants and contributions	21,475,740	4,078,633	3,269,825	(808,808)
Borrowings	5,277,400	0	0	0
Other (disposals & C/Fwd)	6,393,380	311,100	763,026	451,926
Cash backed reserves				
Plant & Vehicle Replacement	5,906,373	913,204	540,363	(372,841)
Information Technology	440,000	440,000	437,798	(2,202)
Major Building Refurbishment	3,170,032	479,048	147,556	(331,492)
Waste & Recycling	5,346,843	1,232,582	1,205,358	(27,224)
Land Development and Investment Fund	3,843,994	280,000	280,000	0
Roads & Drainage Infrastructure	6,307,024	1,329,365	2,269,093	939,728
Community Infrastructure	13,103,129	1,466,156	845,204	(620,952)
Greenhouse Action Fund	155,300	0	0	0
Aged and Disabled Asset Replacement	20,000	20,000	6,688	(13,312)
HWRP Post Closure Management & Contaminated Sites	137,000	0	0	0
Port Coogee Special Maintenance - SAR	24,500	19,500	1,180	(18,320)
Community Surveillance	15,050	15,050	1,997	(13,053)
Waste Collection	125,000	125,000	0	(125,000)
Environmental Offset	59,252	0	0	0
Bibra Lake Management Plan	520,000	120,000	32,892	(87,108)
Restricted Grants & Contributions	2,158,416	3,812	2,367,660	2,363,848
Carry Forward Projects	12,281,679	4,102,760	5,143,820	1,041,060
Port Coogee Marina Assets Replacement	60,000	0	0	0
Public Open Space - Various	90,000	0	760	760
Contribution - operations	8,164,170	5,334,590	1,023,423	(4,311,167)
Capital funding total	95,074,282	20,270,801	18,336,642	(1,934,159)

SIGNIFICANT ACCOUNTING POLICIES

All assets are initially recognised at cost. Cost is determined as the fair value of the assets given as consideration plus costs incidental to the acquisition. For assets acquired at no cost or for nominal consideration, cost is determined as fair value at the date of acquisition. The cost of non-current assets constructed by the local government includes the cost of all materials used in the construction, direct labour on the project and an appropriate proportion of variable and fixed overhead. Certain asset classes may be revalued on a regular basis such that the carrying values are not materially different from fair value. Assets carried at fair value are to be revalued with sufficient regularity to ensure the carrying amount does not differ materially from that determined using fair value at reporting date.



**NOTES TO THE STATEMENT OF FINANCIAL ACTIVITY
FOR THE PERIOD ENDED 31 DECEMBER 2020**

FINANCING ACTIVITIES

NOTE 5

BORROWINGS

Repayments - borrowings

Information on borrowings		1 July 2020	New Loans		Principal Repayments		Principal Outstanding		Interest Repayments	
Particulars	Loan No.		Actual	Budget	Actual	Budget	Actual	Budget	Actual	Budget
		\$	\$	\$	\$	\$	\$	\$	\$	\$
Governance										
To assist fund the stage 2 of Marina infrastructure expansion	9	0	0	5,277,400	0	0	0	5,277,400	0	0
Community amenities										
SMRC		4,398,510	0	0	728,344	1,400,000	3,670,166	2,998,510	73,129	170,000
Recreation and culture										
To assist fund the Cockburn Central West development	8	15,000,000	0	0	1,250,000	2,500,000	13,750,000	12,500,000	222,000	526,000
C/Fwd Balance		19,398,510	0	5,277,400	1,978,344	3,900,000	17,420,166	20,775,910	295,129	696,000
Total		19,398,510	0	5,277,400	1,978,344	3,900,000	17,420,166	20,775,910	295,129	696,000
Current borrowings		3,226,983					1,248,640			
Non-current borrowings		16,171,527					16,171,526			
		19,398,510					17,420,166			

All debenture repayments were financed by general purpose revenue.

KEY INFORMATION

All loans and borrowings are initially recognised at the fair value of the consideration received less directly attributable transaction costs. After initial recognition, interest-bearing loans and borrowings are subsequently measured at amortised cost using the effective interest method. Fees paid on the establishment of loan facilities that are yield related are included as part of the carrying amount of the loans and borrowings.

NOTES TO THE STATEMENT OF FINANCIAL ACTIVITY
FOR THE PERIOD ENDED 31 DECEMBER 2020

OPERATING ACTIVITIES

NOTE 6

CASH RESERVES

Reserve name	Opening Balance	Budget Interest Earned	Actual Interest Earned	Budget Transfers In (+)	Actual Transfers In (+)	Budget Transfers Out (-)	Actual Transfers Out (-)	Budget Closing Balance	Actual YTD Closing Balance
	\$	\$	\$	\$	\$	\$	\$	\$	\$
<i>Council Funded</i>									
Staff Payments & Entitlements	1,633,128	0	0	0	0	(40,000)	(40,000)	1,593,128	1,593,128
Plant & Vehicle Replacement	11,400,754	0	0	3,000,000	0	(5,906,373)	(540,363)	8,494,381	10,860,391
Information Technology	501,249	0	0	1,200,000	0	(491,300)	(437,798)	1,209,949	63,451
Major Building Refurbishment	16,677,163	0	0	3,000,000	0	(3,170,032)	(147,556)	16,507,131	16,529,607
Waste & Recycling	12,200,267	0	0	962,268	0	(5,346,843)	(1,205,358)	7,815,692	10,994,909
Land Development and Investment Fund	11,002,645	0	0	5,568,114	614,409	(3,848,994)	(285,000)	12,721,765	11,332,054
Roads & Drainage Infrastructure	10,442,059	0	0	4,500,000	0	(7,899,471)	(3,255,020)	7,028,880	7,187,039
Naval Base Shacks	1,161,639	0	0	18,287	9,144	0	0	1,179,926	1,170,783
Community Infrastructure	27,777,436	0	0	3,500,000	0	(13,103,129)	(845,204)	18,174,307	26,932,232
Insurance	2,235,907	0	0	500,000	0	0	0	2,735,907	2,235,907
Greenhouse Action Fund	741,641	0	0	200,000	0	(178,330)	0	763,311	741,641
HWRP Post Closure Management & Contan	3,501,513	0	0	250,000	0	(272,000)	(49,137)	3,479,513	3,452,376
Municipal Elections	1,420	0	0	150,000	0	0	0	151,420	1,420
Community Surveillance	864,697	0	0	200,000	0	(120,050)	(72,388)	944,647	792,309
Waste Collection	4,199,528	0	0	2,339,328	0	(151,000)	(10,495)	6,387,856	4,189,033
Environmental Offset	308,011	0	0	0	0	(59,252)	0	248,759	308,011
Bibra Lake Management Plan	521,086	0	0	0	0	(520,000)	(32,892)	1,086	488,194
CIHCF Building Maintenance	9,327,472	0	0	1,458,228	519,974	0	0	10,785,700	9,847,446
Cockburn ARC Building Maintenance	3,718,365	0	0	1,500,000	0	0	0	5,218,365	3,718,365
Carry Forward Projects	2,850,851	0	0	9,878,427	9,878,427	(12,729,277)	(5,355,635)	1	7,373,643
Port Coogee Marina Assets Replacement	1,484,887	0	0	300,000	0	(60,000)	0	1,724,887	1,484,887
Total Council Funded Reserve	122,551,718	0	0	38,524,652	11,021,953	(53,896,051)	(12,276,846)	107,166,613	121,296,826
<i>Restricted Funded</i>									
Aged and Disabled Asset Replacement	391,623	4,257	1,832	37,716	18,858	(20,000)	(6,688)	413,596	405,625
Welfare Projects Employee Entitlements	1,611,878	18,465	2,411	900,000	450,000	0	0	2,530,342	2,064,289

NOTES TO THE STATEMENT OF FINANCIAL ACTIVITY
FOR THE PERIOD ENDED 31 DECEMBER 2020

OPERATING ACTIVITIES

NOTE 6

CASH RESERVES

Reserve name	Opening Balance	Budget Interest Earned	Actual Interest Earned	Budget Transfers In (+)	Actual Transfers In (+)	Budget Transfers Out (-)	Actual Transfers Out (-)	Budget Closing Balance	Actual YTD Closing Balance
	\$	\$	\$	\$	\$	\$	\$	\$	\$
Port Coogee Special Maintenance - SAR	1,820,480	22,245	8,071	400,000	0	(219,815)	(152,895)	2,022,909	1,675,657
Port Coogee Waterways - SAR	102,267	1,291	471	55,600	0	(50,000)	0	109,159	102,738
Family Day Care Accumulation Fund	11,474	0	53	0	0	0	0	11,474	11,527
Naval Base Shack Removal	652,448	7,998	3,031	30,477	15,239	0	0	690,923	670,717
Restricted Grants & Contributions	5,786,772	0	0	0	0	(4,556,390)	(5,432,049)	426,535	354,724
Public Open Space - Various	0	0	3,447	0	5,764,971	(97,158)	(760)	(97,158)	5,767,658
Port Coogee Waterways - WEMP	1,302,071	15,831	6,047	0	0	(50,000)	0	1,267,902	1,308,118
Cockburn Coast SAR	25,209	465	101	30,000	0	(11,330)	(10,290)	44,344	15,020
Total Restricted Funded Reserve	11,704,222	70,551	25,463	1,453,793	6,249,068	(5,004,693)	(5,602,681)	7,420,025	12,376,072
Developer Contribution Plans									
Community Infrastructure DCP 13	4,782,645	17,282	28,405	3,000,000	2,943,979	(3,065,564)	(12,538)	4,734,363	7,742,491
Developer Contribution Plans - Various	10,744,509	162,167	49,009	1,080,000	533,200	(107,961)	(759,174)	11,892,423	10,567,543
Total Developer Contribution Reserve	15,527,154	179,449	77,414	4,080,000	3,477,179	(3,173,525)	(771,713)	16,626,786	18,310,034
Total Cash Reserve	149,783,094	250,000	102,877	44,058,445	20,748,200	(62,074,269)	(18,651,240)	131,213,424	151,982,932

NOTES TO THE STATEMENT OF FINANCIAL ACTIVITY
FOR THE PERIOD ENDED 31 DECEMBER 2020

OPERATING ACTIVITIES
NOTE 7
OTHER CURRENT LIABILITIES

Other current liabilities	Note	Opening Balance 1 July 2020	Liability Increase	Liability Reduction	Closing Balance 31 December 2020
		\$	\$	\$	\$
Contract liabilities					
Unspent grants, contributions and reimbursements - non-operating		713,380	9,219,268	(5,480,470)	4,452,178
Total unspent grants, contributions and reimbursements		713,380	9,219,268	(5,480,470)	4,452,178
Provisions					
Annual leave		4,809,588	39,592,975	(39,321,247)	5,081,316
Long service leave		3,144,114	0	0	3,144,114
Total Provisions		7,953,702	39,592,975	(39,321,247)	8,225,430
Total other current assets		8,667,082	48,812,243	(44,801,717)	12,677,608
Amounts shown above include GST (where applicable)					

KEY INFORMATION

Provisions

Provisions are recognised when the City has a present legal or constructive obligation, as a result of past events, for which it is probable that an outflow of economic benefits will result and that outflow can be reliably measured.

Provisions are measured using the best estimate of the amounts required to settle the obligation at the end of the reporting period.

Employee benefits

Short-term employee benefits

Provision is made for the City's obligations for short-term employee benefits. Short-term employee benefits are benefits (other than termination benefits) that are expected to be settled wholly before 12 months after the end of the annual reporting period in which the employees render the related service, including wages, salaries and sick leave. Short-term employee benefits are measured at the (undiscounted) amounts expected to be paid when the obligation is settled.

The City's obligations for short-term employee benefits such as wages, salaries and sick leave are recognised as a part of current trade and other payables in the calculation of net current assets.

Other long-term employee benefits

The City's obligations for employees' annual leave and long service leave entitlements are recognised as provisions in the statement of financial position.

Long-term employee benefits are measured at the present value of the expected future payments to be made to employees. Expected future payments incorporate anticipated future wage and salary levels, durations of service and employee departures and are discounted at rates determined by reference to market yields at the end of the reporting period on government bonds that have maturity dates that approximate the terms of the obligations. Any remeasurements for changes in assumptions of obligations for other long-term employee benefits are recognised in profit or loss in the periods in which the changes occur. The City's obligations for long-term employee benefits are presented as non-current provisions in its statement of financial position, except where the City does not have an unconditional right to defer settlement for at least 12 months after the end of the reporting period, in which case the obligations are presented as current provisions.

Contract liabilities

An entity's obligation to transfer goods or services to a customer for which the entity has received consideration (or the amount is due) from the customer. Grants to acquire or construct recognisable non-financial assets to identified specifications be constructed to be controlled by the City are recognised as a liability until such time as the City satisfies its obligations under the agreement.

**NOTES TO THE STATEMENT OF FINANCIAL ACTIVITY
FOR THE PERIOD ENDED 31 DECEMBER 2020**

**NOTE 8
TRUST FUND**

Funds held at balance date over which the Shire has no control and which are not included in this statement are as follows:

Description	Opening Balance 1 July 2020	Amount Received	Amount Paid	Closing Balance 31 Dec 2020
	\$	\$	\$	\$
POS Payments - Bibra Lake (East)	133,721	339	(134,060)	0
POS Payments - Aubin Grove	816,634	73,814	(890,447)	0
POS Payments - Atwell	108,197	274	(108,471)	0
POS Payments - Beeliar	1,958,333	4,958	(1,963,292)	0
POS Payments - Coogee	328,680	127	(328,807)	0
POS Payments - Cockburn Central	164,995	361	(165,356)	0
POS Payments - Hamilton Hill	912,554	2,311	(914,864)	0
POS Payments - Jandakot	250,295	410	(250,705)	0
POS Payments - Munster	697,767	1,433	(699,200)	0
POS Payments - South Lake	5,400	14	(5,414)	0
POS Payments - Yangebup	547,116	1,385	(548,501)	0
POS Payments - Hammond Park	270,960	686	(271,646)	0
POS Payments - Coolbellup	179,948	456	(180,404)	0
POS Payments - Lake Coogee	0	112,000	(112,000)	0
	6,374,601	198,566	(6,573,167)	0

**NOTES TO THE STATEMENT OF FINANCIAL ACTIVITY
FOR THE PERIOD ENDED 31 DECEMBER 2020**

**NOTE 9
BUDGET AMENDMENTS**

Amendments to original budget since budget adoption. Surplus/(Deficit)

Project/ Activity	Description	Council Resolution	Classification	Non Cash Adjustment	Increase in Available Cash	Decrease in Available Cash	Amended Budget Running Balance
				\$	\$	\$	\$
	Budget adoption		Opening surplus				38,911
GL 400	Youth Outreach - increased external funding	10/09/20 0192	Operating Revenue		7,023		45,934
GL 400	Youth Outreach - increased service delivery 213 Frankland Ave - Parks construction funded by forfeited bond	10/09/20 0192	Operating Expenses			(7,023)	38,911
CW6124	213 Frankland Ave - Parks construction funded	10/09/20 0192	Capital Revenue		97,156		136,067
CW6124	213 Frankland Ave - Parks construction funded	10/09/20 0192	Capital Expenses			(97,156)	38,911
OP9945	Local Healthy Food funded by external fund	10/09/20 0192	Operating Revenue		12,500		51,411
OP9945	Local Healthy Food activity Community Engagement - Increased staff cost funded by Contingency Fund	10/09/20 0192	Operating Expenses			(12,500)	38,911
OP8839	Community Development consultant funded by Contingency Fund	10/09/20 0192	Operating Expenses		35,000		73,911
OP9525	Seniors program funded by Contingency Fund	10/09/20 0192	Operating Expenses		50,000		123,911
OP8935	Contingency Fund - funding various projects	10/09/20 0192	Operating Expenses		10,000		133,911
OP8272			Operating Revenue			(95,000)	38,911
GL 500	Statutory Planning - increase development application revenue	08/10/20 0213	Operating Revenue		100,000		138,911
GL 500	Statutory Planning - additional contract position	08/10/20 0213	Operating Expenses			(100,000)	38,911
GL 730	Building Services - increase building permits revenue	08/10/20 0213	Operating Revenue		100,000		138,911
GL 730	Building Services - additional contract position	08/10/20 0213	Operating Expenses			(100,000)	38,911
Various	Adjusting workers compensation internal allocations	08/10/20 0213	Operating Expenses		2,031		40,942
OP6283	CSRFP preliminary planning funded from contingency	08/10/20 0213	Operating Expenses		50,000		90,942
OP7861	Asbestos register funded from contingency	08/10/20 0213	Operating Expenses		22,000		112,942
OP7965	Recruitment cost funded from contingency	08/10/20 0213	Operating Expenses		66,000		178,942
OP8272	Contingency Fund - funding various projects	08/10/20 0213	Operating Revenue			(138,000)	40,942
OP9176	Coastal adaptation grant	08/10/20 0213	Operating Revenue		48,000		88,942
OP9176	Coastal vulnerability & adaptation planning	08/10/20 0213	Operating Expenses			(48,000)	40,942
OP7848	ATOP stage 2 maintenance revenue	08/10/20 0213	Operating Revenue		27,648		68,590
OP7848	McLaren Park maintenance	08/10/20 0213	Operating Expenses			(27,648)	40,942
CW1668	Purchase of Pure Storage	to 12 Nov OCM	Capital Expenses			(440,000)	(399,058)
CW1668	Reserve funding purchase of Pure Storage	to 12 Nov OCM	Transfer from Reserve		440,000		40,942
CW3962	Tolley Court Sump - funding CW3962	to 12 Nov OCM	Capital Expenses			(96,910)	(55,968)

CITY OF COCKBURN | 17

**NOTES TO THE STATEMENT OF FINANCIAL ACTIVITY
FOR THE PERIOD ENDED 31 DECEMBER 2020**

**NOTE 9
BUDGET AMENDMENTS**

Amendments to original budget since budget adoption. Surplus/(Deficit)

Project/ Activity	Description	Council Resolution	Classification	Non Cash Adjustment	Increase in Available Cash	Decrease in Available Cash	Amended Budget Running Balance
				\$	\$	\$	\$
CW3963	Hartley Sump - funding CW3962	to 12 Nov OCM	Capital Expenses		5,559		(50,409)
CW3982	King Store Storage - funding CW3962	to 12 Nov OCM	Capital Expenses		47,081		(3,328)
CW4896	Beeliar drive Sump fence replacement - funding CW3962	to 12 Nov OCM	Capital Expenses		16,115		12,787
CW4814	Spearwood Avenue Hamilton to Cockburn - funding CW3962	to 12 Nov OCM	Capital Expenses		7,435		20,222
CW4897	Spearwood Ave Sump provide screening - funding CW3962	to 12 Nov OCM	Capital Expenses		20,720		40,942
CW4676	Frankland Park Recreation Centre funded by LRCI grant	to 12 Nov OCM	Capital Expenses			(200,000)	(159,058)
CW4712	Malabar Park BMX Facility - Funded by LRCI grant	to 12 Nov OCM	Capital Expenses			(115,000)	(274,058)
CW4964	Replacement of evaporative air con system at the Coogee Beach Surf Life Saving Club - funded by LRCI grant	to 12 Nov OCM	Capital Expenses			(175,000)	(449,058)
CW4965	Henderson Reuse Shop Air Conditioning - funded by LRCI grant	to 12 Nov OCM	Capital Expenses			(45,000)	(494,058)
CW4966	South Coogee Clubrooms External Works - funded by LRCI grant	to 12 Nov OCM	Capital Expenses			(30,000)	(524,058)
CW4967	Slow Down Coastal Path - funded by LRCI grant	to 12 Nov OCM	Capital Expenses			(100,000)	(624,058)
CW4968	Hammond Park Shared Path - funded by LRCI grant	to 12 Nov OCM	Capital Expenses			(100,000)	(724,058)
CW4969	Urban Forest Crossing - funded by LRCI grant	to 12 Nov OCM	Capital Expenses			(100,000)	(824,058)
CW4970	Chieftain Esplanade Road Closure - funded by LRCI grant	to 12 Nov OCM	Capital Expenses			(18,000)	(842,058)
CW4971	Smart LED Street Light Trial - funded by LRCI grant	to 12 Nov OCM	Capital Expenses			(94,107)	(936,165)
CW (TBA)	Landscaping improvements in Yangebup - funded by LRCI grant	to 12 Nov OCM	Capital Expenses			(100,000)	(1,036,165)
Various	LRCI grant funding various projects	to 12 Nov OCM	Capital Revenue		1,077,107		40,942
CW4937	Aged & disabled bathroom heater & kitchen refurbishment	to 12 Nov OCM	Capital Expenses			(20,000)	20,942
CW4937	Reserve funding aged & disabled refurbishment	to 12 Nov OCM	Transfer from Reserve		20,000		40,942
CW4972	Geothermal failure at ARC	to 12 Nov OCM	Capital Expenses			(200,000)	(159,058)
CW4972	Reserve funding repair to Geothermal system	to 12 Nov OCM	Transfer from Reserve		200,000		40,942
CW6128	Santich Park – Parking and New Lights	to 12 Nov OCM	Capital Expenses			(18,000)	22,942
CW6129	Success Netball Courts and Parking Upgrade	to 12 Nov OCM	Capital Expenses			(32,000)	(9,058)

CITY OF COCKBURN | 18

**NOTES TO THE STATEMENT OF FINANCIAL ACTIVITY
FOR THE PERIOD ENDED 31 DECEMBER 2020**

**NOTE 9
BUDGET AMENDMENTS**

Amendments to original budget since budget adoption. Surplus/(Deficit)

Project/ Activity	Description	Council Resolution	Classification	Non Cash Adjustment	Increase in Available Cash	Decrease in Available Cash	Amended Budget Running Balance
				\$	\$	\$	\$
OP6283	CSRFP Prelim Planning - funding CW6128 & 6129	to 12 Nov OCM	Operating Expenses		50,000		40,942
CW6139	Dimago Park - forfeited POS fund	to 12 Nov OCM	Capital Expenses			(90,000)	(49,058)
OP7862	Dimago Park maintenance - forfeited POS fund	to 12 Nov OCM	Operating Expenses			(7,158)	(56,216)
Various	Forfeited POS to fund maintenance of Dimago Park	to 12 Nov OCM	Operating Revenue		97,158		40,942
OP7744	Goldsmith - developer contribution POS	to 12 Nov OCM	Operating Expenses			(7,750)	33,192
OP7744	Received new developer contribution for Goldsmith Park	to 12 Nov OCM	Operating Revenue		7,750		40,942
OP9223	Bike Month - Cockburnhagen - funded by State grant	to 12 Nov OCM	Operating Expenses			(2,000)	38,942
OP9223	Received new state grant for Cockburnhagen project	to 12 Nov OCM	Operating Revenue		2,000		40,942
GL 105	Adjustment to FAGS grant	to 12 Nov OCM	Operating Revenue			(70,505)	(29,563)
GL 210	Health Services - increase licence revenue	to 12 Nov OCM	Operating Revenue		100,000		70,437
CW3950	Received MRRG for Hammond Rd duplication	to 12 Nov OCM	Capital Revenue		3,000,000		3,070,437
CW3950	Reserve funding for Hammon Rd duplication	to 12 Nov OCM	Transfer from Reserve		1,000,000		4,070,437
CW3950	Hammond Road duplication	to 12 Nov OCM	Capital Expenses			(4,000,000)	70,437
CW3996	Received new grant - RAC Healy Road	to 10 Dec OCM	Capital Revenue		80,000		150,437
CW3996	Increased expenditure on Healy Road funded from RAC grant	to 10 Dec OCM	Capital Expenses			(80,000)	70,437
CW6140	Forfeited bond to fund Koorilla wall and fencing work	to 10 Dec OCM	Capital Revenue		203,810		274,247
CW6140	Koorilla wall & fencing funded by forfeited bond	to 10 Dec OCM	Capital Expenses			(203,810)	70,437
OP5998	Purchase of Thin Clients funded from IT Rsv	to 10 Dec OCM	Operating Expenses			(51,300)	19,137
OP5998	Transfer from IT Reserve to fund purchase of Thin Clients	to 10 Dec OCM	Transfer from Reserve		51,300		70,437
OP8732	Insurance reimbursement for property insurance claim	to 10 Dec OCM	Operating Revenue		515,000		585,437
OP8732	Property insurance claim	to 10 Dec OCM	Operating Expenses			(515,000)	70,437
OP4997	Received Inclusion Support Grant	to 10 Dec OCM	Operating Revenue		4,500		74,937
OP4997	Activities funded by Inclusion Support Grant	to 10 Dec OCM	Operating Expenses			(4,500)	70,437
OP5002	Received Animal Welfare in Emergency grant	to 10 Dec OCM	Operating Revenue		10,000		80,437
OP5002	Activities funded by Animal Welfare in Emergency Grant	to 10 Dec OCM	Operating Expenses			(10,000)	70,437
CW1669	Dell Server Replacement funded from IT Rsv	to 11 Feb OCM	Capital Expenses			(193,351)	(122,914)
CW1669	Transfer from IT Reserve to fund purchase of Dell Server Replacement (Admin VDI Servers)	to 11 Feb OCM	Transfer from Reserve		193,351		70,437

**NOTES TO THE STATEMENT OF FINANCIAL ACTIVITY
FOR THE PERIOD ENDED 31 DECEMBER 2020**

**NOTE 9
BUDGET AMENDMENTS**

Amendments to original budget since budget adoption. Surplus/(Deficit)

Project/ Activity	Description	Council Resolution	Classification	Non Cash Adjustment	Increase in Available Cash	Decrease in Available Cash	Amended Budget Running Balance
				\$	\$	\$	\$
CW6105	Transfer budget to fund shade sail install at Minori Park as location is not suitable for a bball court	to 11 Feb OCM	Capital Expenses		25,000		95,437
CW6142	Shade sail installation at Minori Park	to 11 Feb OCM	Capital Expenses			(25,000)	70,437
CW6115	Transfer budget to fund landscape upgrade at Hobson Park as project was completed	to 11 Feb OCM	Capital Expenses		20,000		90,437
CW6141	Landscape upgrade at Hobson Park	to 11 Feb OCM	Capital Expenses			(20,000)	70,437
CW7903	Purchase of replacement forklift with an electric variant	to 11 Feb OCM	Capital Expenses			(40,000)	30,437
CW7903	Transfer from Plant Reserve to fund the purchase of replacement forklift	to 11 Feb OCM	Transfer from Reserve		35,000		65,437
CW7903	Proceeds from sale from forklift	to 11 Feb OCM	Proceeds from Sale		5,000		70,437
GL 960	Transfer Public Open Space from Trust to Reserve	to 11 Feb OCM	Transfer to Reserve			(5,764,971)	(5,694,534)
GL 999	Transfer Public Open Space from Trust to Reserve	to 11 Feb OCM	Non Cash Item		5,764,971		70,437
GL 381	Grant from Anglicare WA for Small Business Financial Counselling	to 11 Feb OCM	Operating Revenue		140,000		210,437
GL 381	New activity - Small Business Financial Counselling	to 11 Feb OCM	Operating Expenses			(140,000)	70,437
CW6059	Bakers Square lighting - project completed	to 11 Feb OCM	Capital Expenses		6,715		77,152
CW6059	Reversing unspent fund from Bakers Square Lighting back to reserve	to 11 Feb OCM	Transfer from Reserve			(6,715)	70,437
OP8732	Reducing insurance reimbursement on Generic Property Claims	to 11 Feb OCM	Operating Revenue			(100,000)	(29,563)
OP8732	Transfer from Insurance Reserve for Generic Property Claims	to 11 Feb OCM	Transfer from Reserve		100,000		70,437
OP9767	Reducing Asset Management Consulting Fees	to 11 Feb OCM	Operating Expenses		10,000		80,437
OP9714	Increased expenditure on Golf Course Business Plan	to 11 Feb OCM	Operating Expenses			(10,000)	70,437
OP6280	Mobility tablets replacement	to 11 Feb OCM	Operating Expenses			(90,000)	(19,563)
OP6280	Transfer from IT Reserve to fund mobility tablets replacement	to 11 Feb OCM	Transfer from Reserve		90,000		70,437
				0	13,972,930	(13,941,404)	

**NOTES TO THE STATEMENT OF FINANCIAL ACTIVITY
FOR THE PERIOD ENDED 31 DECEMBER 2020**

**NOTE 10
EXPLANATION OF MATERIAL VARIANCES**

The material variance thresholds are adopted annually by Council as an indicator of whether the actual expenditure or revenue varies from the year to date Actual materially.

The material variance adopted by Council for the 2020-21 year is \$300,000 or 0.00% whichever is the greater.

Reporting Program	Var. \$	Var. %	Timing/ Permanent	Explanation of Variance
Revenue from operating activities				
Waste Services	649,000	13.10%	▲ Permanent	Higher revenue received this period
Infrastructure Services	470,486	75.22%	▲ Timing	Proceeds from sale brought forward
Expenditure from operating activities				
Recreation and Community Safety	631,575	6.62%	▲ Timing	Expenditure delayed
Community Development and Services	959,719	14.81%	▲ Timing	Expenditure delayed
Parks and Environmental Services	448,106	4.34%	▲ Timing	Expenditure delayed
Infrastructure Services	476,728	4.79%	▲ Timing	Expenditure delayed
Investing activities				
Proceeds from disposal of assets	451,926	145.27%	▲ Timing	Proceeds from sale brought forward
Financing activities				
Transfer from reserves	6,354,922	51.68%	▲ Timing	Expenditure delayed
Transfer to reserves	(8,395,838)	(67.41%)	▼ Timing	Revenue brought forward (DCP13)
Payments for property, plant and equipment and infrastructure	1,934,159	9.54%	▲ Timing	Expenditure delayed
contributions	(1,836,194)	(73.71%)	▼ Timing	Additional revenue
Repayment of debentures	(1,628,344)	(465.24%)	▼ Timing	Expenditure brought forward



CITY OF COCKBURN**MONTHLY FINANCIAL REPORT
(Containing the Statement of Financial Activity)
For the period ending 30 November 2020****LOCAL GOVERNMENT ACT 1995
LOCAL GOVERNMENT (FINANCIAL MANAGEMENT) REGULATIONS 1996****TABLE OF CONTENTS**

Monthly Summary Information	2
Statement of Financial Activity by Nature or Type	4
Statement of Financial Activity by Business Unit	6
Basis of Preparation	7
Note 1 Statement of Financial Activity Information	8
Note 2 Cash and Financial Assets	9
Note 3 Disposal of Assets	10
Note 4 Capital Acquisitions	11
Note 5 Borrowings	12
Note 6 Cash Reserves	13
Note 7 Other Current Liabilities	16
Note 8 Trust Fund	17
Note 9 Budget Amendments	18
Note 10 Explanation of Material Variances	21

**MONTHLY FINANCIAL REPORT
FOR THE PERIOD ENDED 30 NOVEMBER 2020**

SUMMARY INFORMATION

Funding surplus / (deficit) Components

Funding surplus / (deficit)				
	Amended Budget	YTD Budget (a)	YTD Actual (b)	Var. \$ (b)-(a)
Opening	\$11.88 M	\$11.88 M	\$12.17 M	\$0.29 M
Closing	\$0.07 M	\$77.14 M	\$80.55 M	\$3.41 M
Refer to Statement of Financial Activity				

Cash and cash equivalents		
	\$218.77 M	% of total
Unrestricted Cash	\$103.56 M	47.3%
Restricted Cash	\$115.21 M	52.7%
Refer to Note 2 - Cash and Financial Assets		

Key Operating Activities

Amount attributable to operating activities			
Amended Budget	YTD Budget (a)	YTD Actual (b)	Var. \$ (b)-(a)
\$39.63 M	\$80.78 M	\$85.82 M	\$5.04 M
Refer to Statement of Financial Activity			

Employee Cost		
YTD Actual	(\$24.48 M)	% Variance
YTD Budget	(\$24.47 M)	0.0%
Refer to Statement of Financial Activity		

Rates Revenue		
YTD Actual	\$107.85 M	% Variance
YTD Budget	\$107.21 M	0.0%
Refer to Statement of Financial Activity		

Fees and Charges		
YTD Actual	\$14.81 M	% Variance
YTD Budget	\$13.40 M	10.5%
Refer to Statement of Financial Activity		

Materials & Contracts		
YTD Actual	(\$13.43 M)	% Variance
YTD Budget	(\$16.09 M)	(16.5%)
Refer to Statement of Financial Activity		

Key Investing Activities

Amount attributable to investing activities			
Amended Budget	YTD Budget (a)	YTD Actual (b)	Var. \$ (b)-(a)
(\$70.58 M)	(\$15.01 M)	(\$14.84 M)	\$0.17 M
Refer to Statement of Financial Activity			

Proceeds on sale		
YTD Actual	\$0.76 M	%
Amended Budget	\$6.39 M	12.0%
Refer to Note 3 - Disposal of Assets		

Asset Acquisition		
YTD Actual	\$16.18 M	% Spent
Amended Budget	\$95.07 M	17.0%
Refer to Note 4 - Capital Acquisition		

Capital Grants		
YTD Actual	\$1.49 M	% Received
Amended Budget	\$19.68 M	7.6%
Refer to Note 4 - Capital Acquisition		

Key Financing Activities

Amount attributable to financing activities			
Amended Budget	YTD Budget (a)	YTD Actual (b)	Var. \$ (b)-(a)
\$19.14 M	(\$0.51 M)	(\$2.60 M)	(\$2.09 M)
Refer to Statement of Financial Activity			

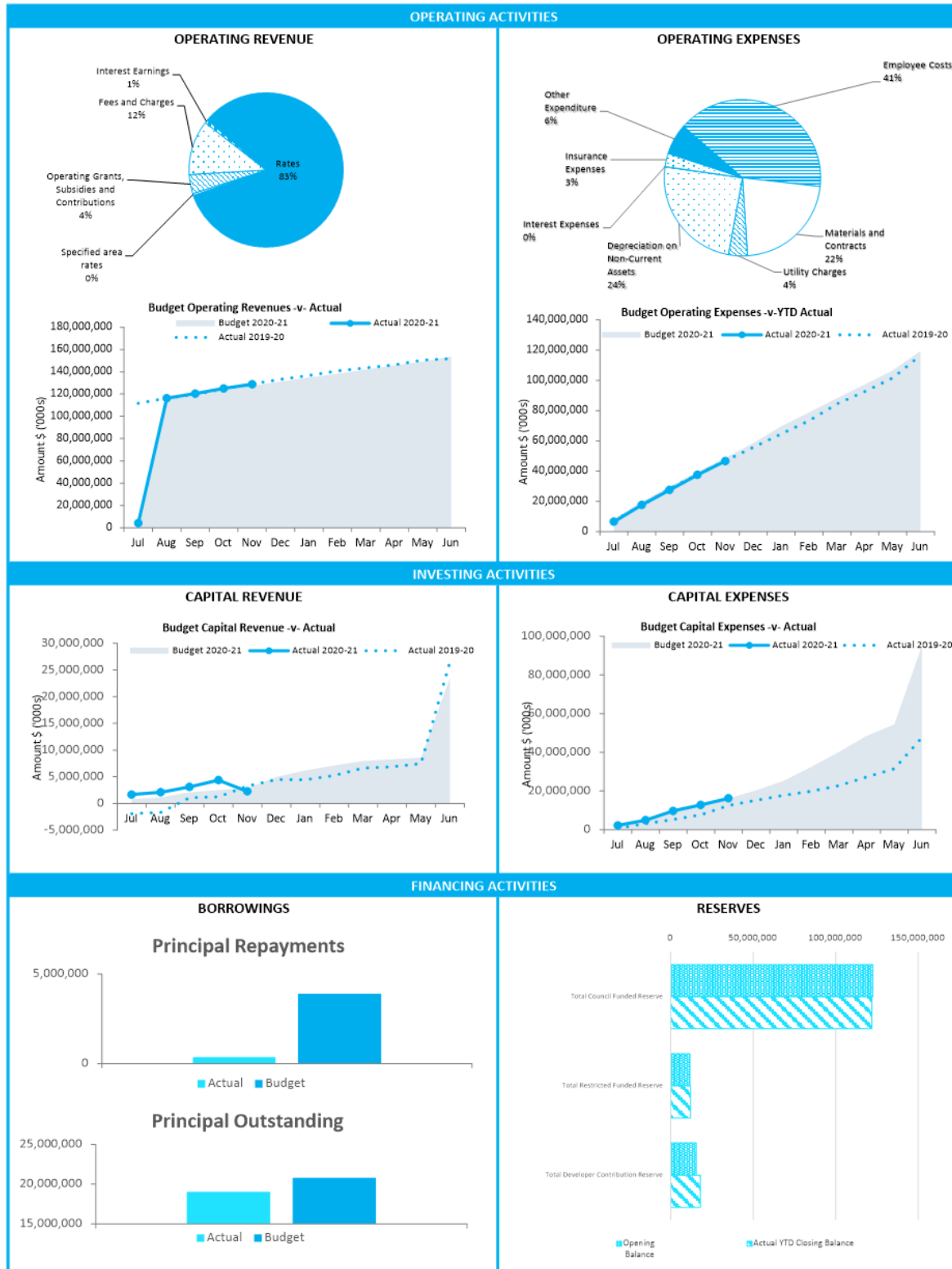
Borrowings	
Principal repayments	\$0.36 M
Interest expense	\$0.04 M
Principal due	\$19.04 M
Refer to Note 5 - Borrowings	

Reserves	
Reserves balance	\$152.02 M
Interest earned	\$0.09 M
Refer to Note 6 - Cash Reserves	

This information is to be read in conjunction with the accompanying Financial Statements and notes.

**MONTHLY FINANCIAL REPORT
FOR THE PERIOD ENDED 30 NOVEMBER 2020**

SUMMARY INFORMATION - GRAPHS



This information is to be read in conjunction with the accompanying Financial Statements and Notes.

**STATEMENT OF FINANCIAL ACTIVITY
FOR THE PERIOD ENDED 30 NOVEMBER 2020**

BY NATURE OR TYPE

	Ref Note	Amended Budget	YTD Budget (a)	YTD Actual (b)	Var. \$ (b)-(a)	Var. % (b)-(a)/(a)	Var.
		\$	\$	\$	\$	%	
Opening funding surplus / (deficit)	1(c)	11,878,427	11,878,427	12,171,051	292,624	2.46%	
Revenue from operating activities							
Rates		107,770,659	106,657,559	107,304,266	646,707	0.61%	▲
Specified area rates		550,600	550,600	543,007	(7,593)	(1.38%)	
Operating grants, subsidies and contributions		13,992,438	5,543,350	5,168,704	(374,646)	(6.76%)	▼
Fees and charges		28,361,920	13,402,635	14,808,758	1,406,123	10.49%	▲
Service charges		0	0	0	0	0.00%	
Interest earnings		2,930,000	1,208,333	901,674	(306,659)	(25.38%)	▼
Other revenue		0	0	0	0	0.00%	
Profit on disposal of assets		639,536	0	198,859	198,859	0.00%	
		154,245,153	127,362,477	128,925,268	1,562,791		
Expenditure from operating activities							
Employee costs		(61,822,314)	(24,469,584)	(24,479,546)	(9,962)	(0.04%)	
Materials and contracts		(38,253,575)	(16,087,099)	(13,425,971)	2,661,128	16.54%	▲
Utility charges		(5,749,538)	(2,361,352)	(2,371,997)	(10,645)	(0.45%)	
Depreciation on non-current assets		(35,641,134)	(14,853,752)	(14,741,495)	112,257	0.76%	
Interest expenses		(696,000)	(42,500)	(38,126)	4,374	10.29%	
Insurance expenses		(1,723,200)	(1,723,200)	(1,676,356)	46,844	2.72%	
Other expenditure		(9,565,264)	(3,311,136)	(3,837,694)	(526,558)	(15.90%)	▼
Loss on disposal of assets		0	(86,335)	0	86,335	100.00%	
		(153,451,025)	(62,934,958)	(60,571,185)	2,363,773		
Non-cash amounts excluded from operating activities	1(a)	38,834,073	16,354,221	17,467,883	1,113,662	6.81%	▲
Amount attributable to operating activities		39,628,201	80,781,740	85,821,966	5,040,226		
Investing activities							
Proceeds from non-operating grants, subsidies and contributions		18,101,487	790,716	576,412	(214,304)	(27.10%)	
Proceeds from disposal of assets	3	6,393,380	311,100	764,527	453,427	145.75%	▲
Proceeds from financial assets at amortised cost - self supporting loans	5	0	0	0	0	0.00%	
Payments for financial assets at amortised cost - self supporting loans	5	0	0	0	0	0.00%	
Payments for property, plant and equipment and infrastructure	4	(95,074,282)	(16,110,837)	(16,180,134)	(69,297)	(0.43%)	
Amount attributable to investing activities		(70,579,415)	(15,009,021)	(14,839,195)	169,826		
Financing Activities							
Proceeds from new debentures	5	5,277,400	0	0	0	0.00%	
Transfer from reserves	6	62,074,269	12,296,318	17,862,231	5,565,913	45.26%	▲
Payments for principal portion of lease liabilities		0	0	0	0	0.00%	
Repayment of debentures	5	(3,900,000)	(350,000)	(362,611)	(12,611)	(3.60%)	
Transfer to reserves	6	(44,308,445)	(12,455,240)	(20,099,342)	(7,644,102)	(61.37%)	▼
Amount attributable to financing activities		19,143,224	(508,922)	(2,599,722)	(2,090,800)		
Closing funding surplus / (deficit)	1(c)	70,437	77,142,224	80,554,100	3,411,876		

KEY INFORMATION

▲ ▼ Indicates a variance between Year to Date (YTD) Actual and YTD Actual data as per the adopted materiality threshold.

Refer to Note 10 for an explanation of the reasons for the variance.

This statement is to be read in conjunction with the accompanying Financial Statements and Notes.

KEY TERMS AND DESCRIPTIONS**FOR THE PERIOD ENDED 30 NOVEMBER 2020****NATURE OR TYPE DESCRIPTIONS****REVENUE****RATES**

All rates levied under the *Local Government Act 1995*. Includes general, differential, specified area rates, minimum rates, interim rates, back rates, ex-gratia rates, less discounts and concessions offered. Exclude administration fees, interest on instalments, interest on arrears, service charges and sewerage rates.

OPERATING GRANTS, SUBSIDIES AND CONTRIBUTIONS

Refers to all amounts received as grants, subsidies and contributions that are not non-operating grants.

NON-OPERATING GRANTS, SUBSIDIES AND CONTRIBUTIONS

Amounts received specifically for the acquisition, construction of new or the upgrading of identifiable non financial assets paid to a local government, irrespective of whether these amounts are received as capital grants, subsidies, contributions or donations.

REVENUE FROM CONTRACTS WITH CUSTOMERS

Revenue from contracts with customers is recognised when the local government satisfies its performance obligations under the contract.

FEES AND CHARGES

Revenues (other than service charges) from the use of facilities and charges made for local government services, sewerage rates, rentals, hire charges, fee for service, photocopying charges, licences, sale of goods or information, fines, penalties and administration fees. Local governments may wish to disclose more detail such as rubbish collection fees, rental of property, fines and penalties, other fees and charges.

SERVICE CHARGES

Service charges imposed under *Division 6 of Part 6 of the Local Government Act 1995. Regulation 54 of the Local Government (Financial Management) Regulations 1996* identifies these as television and radio broadcasting, underground electricity and neighbourhood surveillance services. Exclude rubbish removal charges. Interest and other items of a similar nature received from bank and investment accounts, interest on rate instalments, interest on rate arrears and interest on debtors.

INTEREST EARNINGS

Interest and other items of a similar nature received from bank and investment accounts, interest on rate instalments, interest on rate arrears and interest on debtors.

OTHER REVENUE / INCOME

Other revenue, which can not be classified under the above headings, includes dividends, discounts, rebates etc.

PROFIT ON ASSET DISPOSAL

Excess of assets received over the net book value for assets on their disposal.

EXPENSES**EMPLOYEE COSTS**

All costs associate with the employment of person such as salaries, wages, allowances, benefits such as vehicle and housing, superannuation, employment expenses, removal expenses, relocation expenses, worker's compensation insurance, training costs, conferences, safety expenses, medical examinations, fringe benefit tax, etc.

MATERIALS AND CONTRACTS

All expenditures on materials, supplies and contracts not classified under other headings. These include supply of goods and materials, legal expenses, consultancy, maintenance agreements, communication expenses, advertising expenses, membership, periodicals, publications, hire expenses, rental, leases, postage and freight etc. Local governments may wish to disclose more detail such as contract services, consultancy, information technology, rental or lease expenditures.

UTILITIES (GAS, ELECTRICITY, WATER, ETC.)

Expenditures made to the respective agencies for the provision of power, gas or water. Exclude expenditures incurred for the reinstatement of roadwork on behalf of these agencies.

INSURANCE

All insurance other than worker's compensation and health benefit insurance included as a cost of employment.

LOSS ON ASSET DISPOSAL

Shortfall between the value of assets received over the net book value for assets on their disposal.

DEPRECIATION ON NON-CURRENT ASSETS

Depreciation expense raised on all classes of assets.

INTEREST EXPENSES

Interest and other costs of finance paid, including costs of finance for loan debentures, overdraft accommodation and refinancing expenses.

OTHER EXPENDITURE

Statutory fees, taxes, allowance for impairment of assets, member's fees or State taxes. Donations and subsidies made to community groups.

STATEMENT OF FINANCIAL ACTIVITY
FOR THE PERIOD ENDED 30 NOVEMBER 2020

STATUTORY REPORTING BY BUSINESS UNIT

	Ref Note	Amended Budget	YTD Budget (a)	YTD Actual (b)	Var. \$ (b)-(a)	Var. % (b)-(a)/(a)	Var.
		\$	\$	\$	\$	%	
Opening funding surplus / (deficit)	1(c)	11,878,427	11,878,427	12,171,051	292,624	2.46%	
Revenue from operating activities							
Executive Services		0	0	2,500	2,500	0.00%	
Financial Services		113,956,615	109,735,313	110,094,371	359,058	0.33%	▲
Information Services		1,500	625	91	(534)	(85.44%)	
Human Resource Management		297,000	123,747	122,175	(1,572)	(1.27%)	
Library Services		48,550	20,229	17,217	(3,012)	(14.89%)	
Recreation and Community Safety		12,786,404	5,184,122	5,525,431	341,309	6.58%	▲
Community Development and Services		9,548,978	3,773,898	3,655,466	(118,432)	(3.14%)	
Corporate Communications		104,600	31,450	12,171	(19,279)	(61.30%)	
Governance and Risk Management		800	333	1,217	884	265.47%	
Statutory Planning Services		1,142,000	518,417	737,529	219,112	42.27%	
Strategic Planning Services		3,248,845	1,337,835	1,406,038	68,203	5.10%	
Building Services		1,380,547	756,050	874,300	118,250	15.64%	
Environmental Health Services		351,434	272,307	296,053	23,746	8.72%	
Waste Services		7,862,147	4,408,725	5,048,750	640,025	14.52%	▲
Parks and Environmental Services		1,832,168	585,176	146,149	(439,027)	(75.02%)	▼
Engineering Services		283,472	84,667	82,426	(2,241)	(2.65%)	
Infrastructure Services		1,400,094	529,585	903,386	373,801	70.58%	▲
		154,245,154	127,362,479	128,925,270	1,562,791		
Expenditure from operating activities							
Executive Services		(3,114,317)	(1,200,006)	(1,036,946)	163,060	13.59%	
Executive Support Services		(286,558)	(121,138)	(65,683)	55,455	45.78%	
Strategy and Civic Support		(1,169,606)	(439,898)	(370,797)	69,101	15.71%	
Financial Services		(6,578,501)	(3,575,517)	(3,590,374)	(14,857)	(0.42%)	
Information Services		(7,788,464)	(3,712,094)	(3,781,350)	(69,256)	(1.87%)	
Human Resource Management		(2,814,415)	(1,137,974)	(1,063,297)	74,677	6.56%	
Library Services		(4,063,693)	(1,681,133)	(1,532,647)	148,486	8.83%	
Recreation and Community Safety		(19,798,339)	(7,941,910)	(7,444,155)	497,755	6.27%	▲
Community Development and Services		(13,174,863)	(5,231,187)	(4,593,426)	637,761	12.19%	▲
Corporate Communications		(4,169,163)	(1,614,891)	(1,606,204)	8,687	0.54%	
Governance and Risk Management		(669,283)	(254,567)	(199,169)	55,398	21.76%	
Statutory Planning Services		(1,592,431)	(623,842)	(642,693)	(18,851)	(3.02%)	
Strategic Planning Services		(2,272,695)	(889,550)	(1,174,763)	(205,213)	(32.06%)	
Building Services		(1,855,012)	(716,442)	(721,443)	(5,001)	(0.70%)	
Environmental Health Services		(2,121,340)	(862,921)	(773,872)	89,049	10.32%	
Waste Services		(16,943,233)	(6,384,286)	(6,458,473)	(74,187)	(1.16%)	
Parks and Environmental Services		(21,854,779)	(8,617,100)	(8,189,765)	427,335	4.96%	▲
Engineering Services		(25,023,174)	(10,323,171)	(10,352,627)	(29,456)	(0.29%)	
Infrastructure Services		(19,757,909)	(8,267,205)	(7,787,183)	480,022	5.81%	▲
Internal Recharging		1,596,749	659,872	813,679	153,807	(23.31%)	
		(153,451,026)	(62,934,960)	(60,571,188)	2,363,772		
Non-cash amounts excluded from operating activities	1(a)	38,834,073	16,354,221	17,467,883	1,113,662	6.81%	▲
Amount attributable to operating activities		39,628,201	80,781,740	85,821,965	5,040,225		
Investing Activities							
Proceeds from non-operating grants, subsidies and contributions		18,101,487	790,716	576,412	(214,304)	(27.10%)	
Proceeds from disposal of assets	3	6,393,380	311,100	764,527	453,427	145.75%	▲
Payments for property, plant and equipment and infrastructure	4	(95,074,282)	(16,110,837)	(16,180,134)	(69,297)	(0.43%)	
Amount attributable to investing activities		(70,579,415)	(15,009,021)	(14,839,195)	169,826		
Financing Activities							
Proceeds from new debentures	5	5,277,400	0	0	0	0.00%	
Transfer from reserves	6	62,074,269	12,296,318	17,862,231	5,565,913	45.26%	▲
Repayment of debentures	5	(3,900,000)	(350,000)	(362,611)	(12,611)	(3.60%)	
Transfer to reserves	6	(44,308,445)	(12,455,240)	(20,099,342)	(7,644,102)	(61.37%)	▼
Amount attributable to financing activities		19,143,224	(508,922)	(2,599,722)	(2,090,800)		
Closing funding surplus / (deficit)	1(c)	70,437	77,142,224	80,554,100			

KEY INFORMATION

▲ ▼ Indicates a variance between Year to Date (YTD) Actual and YTD Actual data as per the adopted materiality threshold. Refer to threshold. Refer to Note 10 for an explanation of the reasons for the variance.

The material variance adopted by Council for the 2020-21 year is \$300,000 or 0.00% whichever is the greater.

This statement is to be read in conjunction with the accompanying Financial Statements and notes.

**MONTHLY FINANCIAL REPORT
FOR THE PERIOD ENDED 30 NOVEMBER 2020**

BASIS OF PREPARATION

BASIS OF PREPARATION

REPORT PURPOSE

This report is prepared to meet the requirements of *Local Government (Financial Management) Regulations 1996*, Regulation 34. Note: The statements and accompanying notes are prepared based on all transactions recorded at the time of preparation and may vary due to transactions being processed for the reporting period after the date of preparation.

BASIS OF ACCOUNTING

This statement comprises a special purpose financial report which has been prepared in accordance with Australian Accounting Standards (as they apply to local governments and not-for-profit entities) and Interpretations of the Australian Accounting Standards Board, and the *Local Government Act 1995* and accompanying regulations.

The *Local Government (Financial Management) Regulations 1996* take precedence over Australian Accounting Standards. Regulation 16 prohibits a local government from recognising as assets Crown land that is a public thoroughfare, such as land under roads, and land not owned by but under the control or management of the local government, unless it is a golf course, showground, racecourse or recreational facility of State or regional significance. Consequently, some assets, including land under roads acquired on or after 1 July 2008, have not been recognised in this financial report. This is not in accordance with the requirements of *AASB 1051 Land Under Roads* paragraph 15 and *AASB 116 Property, Plant and Equipment* paragraph 7.

Accounting policies which have been adopted in the preparation of this financial report have been consistently applied unless stated otherwise. Except for cash flow and rate setting information, the report has been prepared on the accrual basis and is based on historical costs, modified, where applicable, by the measurement at fair value of selected non-current assets, financial assets and liabilities.

PREPARATION TIMING AND REVIEW

Date prepared: All known transactions up to 30 November 2020

SIGNIFICANT ACCOUNTING POLICES

CRITICAL ACCOUNTING ESTIMATES

The preparation of a financial report in conformity with Australian Accounting Standards requires management to make judgements, estimates and assumptions that effect the application of policies and reported amounts of assets and liabilities, income and expenses. The estimates and associated assumptions are based on historical experience and various other factors that are believed to be reasonable under the circumstances; the results of which form the basis of making the judgements about carrying values of assets and liabilities that are not readily apparent from other sources. Actual results may differ from these estimates.

THE LOCAL GOVERNMENT REPORTING ENTITY

All funds through which the City controls resources to carry on its functions have been included in the financial statements forming part of this financial report.

In the process of reporting on the local government as a single unit, all transactions and balances between those funds (for example, loans and transfers between funds) have been eliminated.

All monies held in the Trust Fund are excluded from the financial statements. A separate statement of those monies appears at Note 8 to these financial statements.

GOODS AND SERVICES TAX

Revenues, expenses and assets are recognised net of the amount of GST, except where the amount of GST incurred is not recoverable from the Australian Taxation Office (ATO). Receivables and payables are stated inclusive of GST receivable or payable. The net amount of GST recoverable from, or payable to, the ATO is included with receivables or payables in the statement of financial position. Cash flows are presented on a gross basis. The GST components of cash flows arising from investing or financing activities which are recoverable from, or payable to, the ATO are presented as operating cash flows.

ROUNDING OFF FIGURES

All figures shown in this statement are rounded to the nearest dollar.

NOTES TO THE STATEMENT OF FINANCIAL ACTIVITY
FOR THE PERIOD ENDED 30 NOVEMBER 2020

NOTE 1
STATEMENT OF FINANCIAL ACTIVITY INFORMATION

(a) Non-cash items excluded from operating activities

The following non-cash revenue and expenditure has been excluded from operating activities within the Statement of Financial Activity in accordance with Financial Management Regulation 32.

	Notes	Amended Budget	YTD Budget (a)	YTD Actual (b)
Non-cash items excluded from operating activities				
		\$	\$	\$
Adjustments to operating activities				
Less: Profit on asset disposals	3	(639,536)	0	(198,859)
Less: Movement in liabilities associated with restricted cash		3,832,475	1,414,134	2,432,818
Movement in pensioner deferred rates (non-current)		0	0	38,457
Movement in accrued debtors (non-current)		0	0	1,148
Movement in employee benefit provisions (non-current)		0	0	452,824
Add: Loss on asset disposals	3	0	86,335	0
Add: Depreciation on assets		35,641,134	14,853,752	14,741,495
Total non-cash items excluded from operating activities		38,834,073	16,354,221	17,467,883

(b) Adjustments to net current assets in the Statement of Financial Activity

The following current assets and liabilities have been excluded from the net current assets used in the Statement of Financial Activity in accordance with *Financial Management Regulation* 32 to agree to the surplus/(deficit) after imposition of general rates.

		Last Year Closing 30 June 2020	This Time Last Year 30 November 2019	Year to Date 30 November 2020
Adjustments to net current assets				
Less: Reserves - restricted cash	6	(149,783,094)	(131,323,222)	(152,020,205)
Less: Bonds & deposits		(4,017,650)	(4,927,373)	(4,683,626)
Less: POS payments				(5,764,971)
Add: Borrowings	5	3,226,983	4,770,060	2,864,372
Add: Lease liabilities		421,881		421,881
Add: Financial assets at amortised cost - non-current	2	951,228	987,040	941,521
Total adjustments to net current assets		(149,200,652)	(130,493,495)	(158,241,028)
Cash and cash equivalents	2	5,133,910	53,244,271	13,872,551
Financial assets at amortised cost	2	169,400,000	157,400,000	204,900,000
Rates receivables		2,942,696	43,023,158	47,015,241
Receivables		4,697,858	8,051,996	5,081,419
Other current assets		4,531,758	11,981	741,451
Payables		(12,218,573)	(19,554,860)	(16,153,470)
Borrowings	5	(3,226,983)	(4,770,060)	(2,864,372)
Contract liabilities	7	(713,380)	0	(4,403,363)
Lease liabilities		(421,881)	0	(421,881)
Provisions	7	(8,753,702)	(7,299,948)	(8,972,448)
Less: Total adjustments to net current assets	1(b)	(149,200,652)	(130,493,495)	(158,241,028)
Closing funding surplus / (deficit)		12,171,051	99,613,043	80,554,100

CURRENT AND NON-CURRENT CLASSIFICATION

In the determination of whether an asset or liability is current or non-current, consideration is given to the time when each asset or liability is expected to be settled. Unless otherwise stated assets or liabilities are classified as current if expected to be settled within the next 12 months, being the Council's operational cycle.

NOTES TO THE STATEMENT OF FINANCIAL ACTIVITY
FOR THE PERIOD ENDED 30 NOVEMBER 2020

OPERATING ACTIVITIES
NOTE 2
CASH AND FINANCIAL ASSETS

Description	Classification	Unrestricted	Restricted	Total Cash	Trust	Institution
		\$	\$	\$	\$	
Cash on hand						
Cash at bank	Cash and cash equivalents	13,845,163	0	13,845,163		NATIONAL AUSTRALIA BANK
Cash on hand	Cash and cash equivalents	27,388	0	27,388		
Term deposits - current	Financial assets at amortised cost	50,194,262	22,205,738	72,400,000		BANK OF QUEENSLAND
Term deposits - current	Financial assets at amortised cost	10,000,000	11,000,000	21,000,000		MACQUARIE BANK
Term deposits - current	Financial assets at amortised cost	3,000,000		3,000,000		MEMBERS EQUITY BANK
Term deposits - current	Financial assets at amortised cost	4,491,385	40,008,615	44,500,000		NATIONAL AUSTRALIA BANK
Term deposits - current	Financial assets at amortised cost	12,000,000	4,500,000	16,500,000		RURAL BANK
Term deposits - current	Financial assets at amortised cost	0	5,000,000	5,000,000		AMP
Term deposits - current	Financial assets at amortised cost	10,000,000	32,500,000	42,500,000		COMMONWEALTH BANK
Trust fund - term deposits - current	Financial assets at amortised cost	0			5,500,000	NATIONAL AUSTRALIA BANK
Total		103,558,198	115,214,353	218,772,551	5,500,000	
Comprising		Unrestricted	Restricted	Total Cash	Trust	
		\$	\$	\$	\$	
Cash and cash equivalents		13,872,551	0	13,872,551	0	
Financial assets at amortised cost		49,137,690	155,762,310	204,900,000	5,500,000	
		63,010,241	155,762,310	218,772,551	5,500,000	

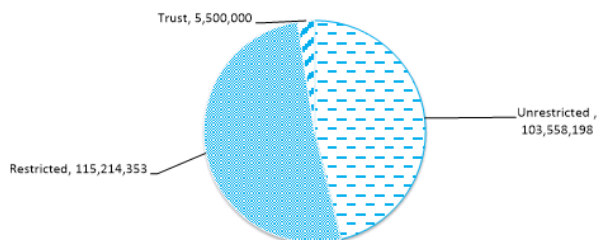
KEY INFORMATION

Cash and cash equivalents include cash on hand, cash at bank, deposits available on demand with banks and other short term highly liquid investments highly liquid investments with original maturities of three months or less that are readily convertible to known amounts of cash and which are subject to an insignificant risk of changes in value and bank overdrafts. Bank overdrafts are reported as short term borrowings in current liabilities in the statement of net current assets.

The local government classifies financial assets at amortised cost if both of the following criteria are met:

- the asset is held within a business model whose objective is to collect the contractual cashflows, and
- the contractual terms give rise to cash flows that are solely payments of principal and interest.

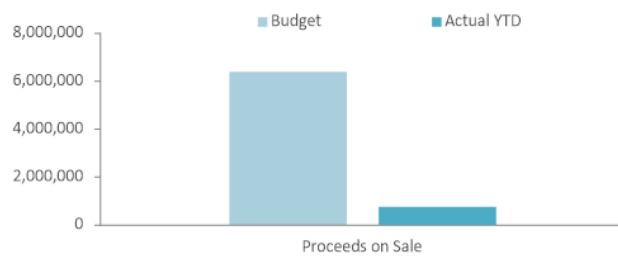
Financial assets at amortised cost held with registered financial institutions are listed in this note other financial assets at amortised cost are provided in Note 4 - Other assets.



NOTES TO THE STATEMENT OF FINANCIAL ACTIVITY
FOR THE PERIOD ENDED 30 NOVEMBER 2020

OPERATING ACTIVITIES
NOTE 3
DISPOSAL OF ASSETS

Asset Ref.	Asset description	Budget				YTD Actual			
		Net Book Value	Proceeds	Profit	(Loss)	Net Book Value	Proceeds	Profit	(Loss)
		\$	\$	\$	\$	\$	\$	\$	\$
	Plant and equipment	953,844	1,093,380	139,536		195,005	281,380	86,375	0
	Freehold Land	4,800,000	5,300,000	500,000		370,662	483,147	112,485	0
		5,753,844	6,393,380	639,536	0	565,667	764,527	198,860	0



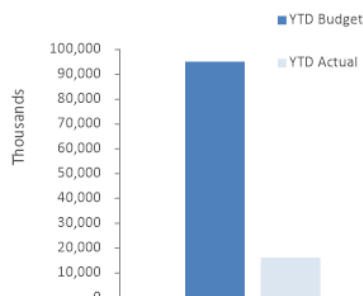
**NOTES TO THE STATEMENT OF FINANCIAL ACTIVITY
FOR THE PERIOD ENDED 30 NOVEMBER 2020**

**INVESTING ACTIVITIES
NOTE 4
CAPITAL ACQUISITIONS**

Capital acquisitions	Amended		YTD Actual	YTD Actual Variance
	Budget	YTD Budget		
	\$	\$	\$	\$
Land	2,800,000	280,000	280,000	0
Buildings	32,042,846	4,108,447	3,769,124	(339,323)
Furniture and equipment	4,472	0	0	0
Plant and equipment	7,202,853	1,228,304	931,016	(297,288)
Information technology	1,488,091	529,038	607,707	78,669
Infrastructure - roads	23,895,974	4,341,411	6,079,732	1,738,321
Infrastructure - drainage	1,955,892	318,667	680,592	361,925
Infrastructure - footpath	2,967,217	739,434	264,757	(474,677)
Infrastructure - parks hard	8,224,743	2,308,720	1,804,328	(504,392)
Infrastructure - parks landscaping	3,221,649	609,292	531,835	(77,457)
Infrastructure - landfill site	5,092,043	1,115,916	1,047,547	(68,369)
Infrastructure - marina	5,806,029	338,629	173,884	(164,745)
Infrastructure - coastal	372,473	192,980	9,612	(183,368)
Payments for Capital Acquisitions	95,074,282	16,110,837	16,180,134	69,297
Total Capital Acquisitions	95,074,282	16,110,837	16,180,134	69,297
Capital Acquisitions Funded By:				
	\$	\$	\$	\$
Capital grants and contributions	19,681,049	1,603,586	1,490,171	(113,415)
Borrowings	5,277,400	0	0	0
Other (disposals & C/Fwd)	6,393,380	311,100	764,527	453,427
Cash backed reserves				
Plant & Vehicle Replacement	5,906,373	585,204	538,863	(46,341)
Information Technology	440,000	0	437,798	437,798
Major Building Refurbishment	3,170,032	429,048	134,842	(294,206)
Waste & Recycling	5,346,843	1,225,916	1,098,160	(127,755)
Land Development and Investment Fund	3,843,994	280,000	280,000	0
Roads & Drainage Infrastructure	6,307,024	1,304,365	2,176,444	872,079
Community Infrastructure	13,103,129	901,156	572,428	(328,728)
Greenhouse Action Fund	155,300	0	0	0
Aged and Disabled Asset Replacement	20,000	0	5,145	5,145
HWRP Post Closure Management & Contaminated Sites	137,000	0	0	0
Port Coogee Special Maintenance - SAR	24,500	14,267	1,180	(13,087)
Community Surveillance	15,050	15,050	1,997	(13,053)
Waste Collection	125,000	125,000	0	(125,000)
Environmental Offset	59,252	0	0	0
Bibra Lake Management Plan	520,000	0	0	0
Restricted Grants & Contributions	2,158,416	3,812	2,367,660	2,363,848
Carry Forward Projects	12,281,679	3,922,743	4,977,838	1,055,095
Port Coogee Marina Assets Replacement	60,000	0	0	0
Public Open Space - Various	90,000	0	760	760
Contribution - operations	9,958,861	5,389,591	1,332,321	(4,057,269)
Capital funding total	95,074,282	16,110,837	16,180,134	69,297

SIGNIFICANT ACCOUNTING POLICIES

All assets are initially recognised at cost. Cost is determined as the fair value of the assets given as consideration plus costs incidental to the acquisition. For assets acquired at no cost or for nominal consideration, cost is determined as fair value at the date of acquisition. The cost of non-current assets constructed by the local government includes the cost of all materials used in the construction, direct labour on the project and an appropriate proportion of variable and fixed overhead. Certain asset classes may be revalued on a regular basis such that the carrying values are not materially different from fair value. Assets carried at fair value are to be revalued with sufficient regularity to ensure the carrying amount does not differ materially from that determined using fair value at reporting date.



**NOTES TO THE STATEMENT OF FINANCIAL ACTIVITY
FOR THE PERIOD ENDED 30 NOVEMBER 2020**

FINANCING ACTIVITIES

NOTE 5

BORROWINGS

Repayments - borrowings

Information on borrowings		1 July 2020	New Loans		Principal Repayments		Principal Outstanding		Interest Repayments	
Particulars	Loan No.		Actual	Budget	Actual	Budget	Actual	Budget	Actual	Budget
		\$	\$	\$	\$	\$	\$	\$	\$	\$
Governance										
To assist fund the stage 2 of Marina infrastructure expansion	9	0	0	5,277,400	0	0	0	5,277,400	0	0
Community amenities										
SMRC		4,398,510	0	0	362,611	1,400,000	4,035,899	2,998,510	38,126	170,000
Recreation and culture										
To assist fund the Cockburn Central West developm	8	15,000,000	0	0	0	2,500,000	15,000,000	12,500,000	0	526,000
C/Fwd Balance		19,398,510	0	5,277,400	362,611	3,900,000	19,035,899	20,775,910	38,126	696,000
Total		19,398,510	0	5,277,400	362,611	3,900,000	19,035,899	20,775,910	38,126	696,000
Current borrowings		3,226,983					2,864,372			
Non-current borrowings		16,171,527					16,171,527			
		19,398,510					19,035,899			

All debenture repayments were financed by general purpose revenue.

KEY INFORMATION

All loans and borrowings are initially recognised at the fair value of the consideration received less directly attributable transaction costs. After initial recognition, interest-bearing loans and borrowings are subsequently measured at amortised cost using the effective interest method. Fees paid on the establishment of loan facilities that are yield related are included as part of the carrying amount of the loans and borrowings.

NOTES TO THE STATEMENT OF FINANCIAL ACTIVITY
FOR THE PERIOD ENDED 30 NOVEMBER 2020

OPERATING ACTIVITIES

NOTE 6

CASH RESERVES

Reserve name	Opening Balance	Budget Interest Earned	Actual Interest Earned	Budget Transfers In (+)	Actual Transfers In (+)	Budget Transfers Out (-)	Actual Transfers Out (-)	Budget Closing Balance	Actual YTD Closing Balance
	\$	\$	\$	\$	\$	\$	\$	\$	\$
Council Funded									
Staff Payments & Entitlements	1,633,128	0	0	0	0	(40,000)	(1,400)	1,593,128	1,631,728
Plant & Vehicle Replacement	11,400,754	0	0	3,000,000	0	(5,906,373)	(538,863)	8,494,381	10,861,891
Information Technology	501,249	0	0	1,200,000	0	(491,300)	(437,798)	1,209,949	63,451
Major Building Refurbishment	16,677,163	0	0	3,000,000	0	(3,170,032)	(134,842)	16,507,131	16,542,321
Waste & Recycling	12,200,267	0	0	962,268	0	(5,346,843)	(1,098,160)	7,815,692	11,102,107
Land Development and Investment Fund	11,002,645	0	0	5,568,114	569,522	(3,848,994)	(281,833)	12,721,765	11,290,334
Roads & Drainage Infrastructure	10,442,059	0	0	4,500,000	0	(7,899,471)	(3,162,371)	7,028,880	7,279,688
Naval Base Shacks	1,161,639	0	0	18,287	7,620	0	0	1,179,926	1,169,259
Community Infrastructure	27,777,436	0	0	3,500,000	0	(13,103,129)	(572,428)	18,174,307	27,205,008
Insurance	2,235,907	0	0	500,000	0	0	0	2,735,907	2,235,907
Greenhouse Action Fund	741,641	0	0	200,000	0	(178,330)	0	763,311	741,641
HWRP Post Closure Management & Contan	3,501,513	0	0	250,000	0	(272,000)	(34,237)	3,479,513	3,467,276
Municipal Elections	1,420	0	0	150,000	0	0	0	151,420	1,420
Community Surveillance	864,697	0	0	200,000	0	(120,050)	(55,217)	944,647	809,480
Waste Collection	4,199,528	0	0	2,339,328	0	(151,000)	(10,495)	6,387,856	4,189,033
Environmental Offset	308,011	0	0	0	0	(59,252)	0	248,759	308,011
Bibra Lake Management Plan	521,086	0	0	0	0	(520,000)	0	1,086	521,086
CIHCF Building Maintenance	9,327,472	0	0	1,458,228	401,659	0	0	10,785,700	9,729,131
Cockburn ARC Building Maintenance	3,718,365	0	0	1,500,000	0	0	0	5,218,365	3,718,365
Carry Forward Projects	2,850,851	0	0	9,878,427	9,878,427	(12,729,277)	(5,165,737)	1	7,563,541
Port Coogee Marina Assets Replacement	1,484,887	0	0	300,000	0	(60,000)	0	1,724,887	1,484,887
Total Council Funded Reserve	122,551,718	0	0	38,524,652	10,857,227	(53,896,051)	(11,493,381)	107,166,613	121,915,564
Restricted Funded									
Aged and Disabled Asset Replacement	391,623	4,257	1,591	37,716	15,715	(20,000)	(5,145)	413,596	403,784
Welfare Projects Employee Entitlements	1,611,878	18,465	2,097	900,000	225,000	0	0	2,530,342	1,838,975

NOTES TO THE STATEMENT OF FINANCIAL ACTIVITY
FOR THE PERIOD ENDED 30 NOVEMBER 2020

OPERATING ACTIVITIES

NOTE 6

CASH RESERVES

Reserve name	Opening Balance	Budget Interest Earned	Actual Interest Earned	Budget Transfers In (+)	Actual Transfers In (+)	Budget Transfers Out (-)	Actual Transfers Out (-)	Budget Closing Balance	Actual YTD Closing Balance
	\$	\$	\$	\$	\$	\$	\$	\$	\$
Port Coogee Special Maintenance - SAR	1,820,480	22,245	7,069	400,000	0	(219,815)	(148,894)	2,022,909	1,678,655
Port Coogee Waterways - SAR	102,267	1,291	410	55,600	0	(50,000)	0	109,159	102,677
Family Day Care Accumulation Fund	11,474	0	46	0	0	0	0	11,474	11,520
Naval Base Shack Removal	652,448	7,998	2,632	30,477	12,699	0	0	690,923	667,778
Restricted Grants & Contributions	5,786,772	0	0	0	0	(4,556,390)	(5,432,049)	426,535	354,723
Public Open Space - Various	0	0	0	0	5,764,971	(97,158)	(760)	(97,158)	5,764,211
Port Coogee Waterways - WEMP	1,302,071	15,831	5,229	0	0	(50,000)	0	1,267,902	1,307,300
Cockburn Coast SAR	25,209	465	92	30,000	0	(11,330)	(10,290)	44,344	15,011
Total Restricted Funded Reserve	11,704,222	70,551	19,165	1,453,793	6,018,385	(5,004,693)	(5,597,138)	7,420,025	12,144,634
Developer Contribution Plans									
Community Infrastructure DCP 13	4,782,645	17,282	23,943	3,000,000	2,668,742	(3,065,564)	(12,538)	4,734,363	7,462,792
Developer Contribution Plans - Various	10,744,509	162,167	42,766	1,080,000	469,114	(107,961)	(759,174)	11,892,423	10,497,215
Total Developer Contribution Reserve	15,527,154	179,449	66,709	4,080,000	3,137,856	(3,173,525)	(771,712)	16,626,786	17,960,007
Total Cash Reserve	149,783,094	250,000	85,873	44,058,445	20,013,468	(62,074,269)	(17,862,231)	131,213,424	152,020,205

NOTES TO THE STATEMENT OF FINANCIAL ACTIVITY
FOR THE PERIOD ENDED 30 NOVEMBER 2020

OPERATING ACTIVITIES
NOTE 7
OTHER CURRENT LIABILITIES

Other current liabilities	Note	Opening Balance 1 July 2020	Liability Increase	Liability Reduction	Closing Balance 30 November 2020
		\$	\$	\$	\$
Contract liabilities					
Unspent grants, contributions and reimbursements - non-operating		713,380	9,091,792	(5,401,810)	4,403,363
Total unspent grants, contributions and reimbursements		713,380	9,091,792	(5,401,810)	4,403,363
Provisions					
Annual leave		4,809,588	34,494,877	(34,276,131)	5,028,334
Long service leave		3,144,114	0	0	3,144,114
Total Provisions		7,953,702	34,494,877	(34,276,131)	8,172,448
Total other current assets		8,667,082	43,586,670	(39,677,941)	12,575,811
Amounts shown above include GST (where applicable)					

KEY INFORMATION

Provisions

Provisions are recognised when the City has a present legal or constructive obligation, as a result of past events, for which it is probable that an outflow of economic benefits will result and that outflow can be reliably measured.

Provisions are measured using the best estimate of the amounts required to settle the obligation at the end of the reporting period.

Employee benefits

Short-term employee benefits

Provision is made for the City's obligations for short-term employee benefits. Short-term employee benefits are benefits (other than termination benefits) that are expected to be settled wholly before 12 months after the end of the annual reporting period in which the employees render the related service, including wages, salaries and sick leave. Short-term employee benefits are measured at the (undiscounted) amounts expected to be paid when the obligation is settled.

The City's obligations for short-term employee benefits such as wages, salaries and sick leave are recognised as a part of current trade and other payables in the calculation of net current assets.

Other long-term employee benefits

The City's obligations for employees' annual leave and long service leave entitlements are recognised as provisions in the statement of financial position.

Long-term employee benefits are measured at the present value of the expected future payments to be made to employees. Expected future payments incorporate anticipated future wage and salary levels, durations of service and employee departures and are discounted at rates determined by reference to market yields at the end of the reporting period on government bonds that have maturity dates that approximate the terms of the obligations. Any remeasurements for changes in assumptions of obligations for other long-term employee benefits are recognised in profit or loss in the periods in which the changes occur. The City's obligations for long-term employee benefits are presented as non-current provisions in its statement of financial position, except where the City does not have an unconditional right to defer settlement for at least 12 months after the end of the reporting period, in which case the obligations are presented as current provisions.

Contract liabilities

An entity's obligation to transfer goods or services to a customer for which the entity has received consideration (or the amount is due) from the customer. Grants to acquire or construct recognisable non-financial assets to identified specifications be constructed to be controlled by the City are recognised as a liability until such time as the City satisfies its obligations under the agreement.

**NOTES TO THE STATEMENT OF FINANCIAL ACTIVITY
FOR THE PERIOD ENDED 30 NOVEMBER 2020**

**NOTE 8
TRUST FUND**

Funds held at balance date over which the Shire has no control and which are not included in this statement are as follows:

Description	Opening Balance 1 July 2020	Amount Received	Amount Paid	Closing Balance 30 Nov 2020
	\$	\$	\$	\$
POS Payments - Bibra Lake (East)	133,721	339	(134,060)	0
POS Payments - Aubin Grove	816,634	73,814	(890,447)	0
POS Payments - Atwell	108,197	274	(108,471)	0
POS Payments - Beeliar	1,958,333	4,958	(1,963,292)	0
POS Payments - Coogee	328,680	127	(328,807)	0
POS Payments - Cockburn Central	164,995	361	(165,356)	0
POS Payments - Hamilton Hill	912,554	2,311	(914,864)	0
POS Payments - Jandakot	250,295	410	(250,705)	0
POS Payments - Munster	697,767	1,433	(699,200)	0
POS Payments - South Lake	5,400	14	(5,414)	0
POS Payments - Yangebup	547,116	1,385	(548,501)	0
POS Payments - Hammond Park	270,960	686	(271,646)	0
POS Payments - Coolbellup	179,948	456	(180,404)	0
POS Payments - Lake Coogee	0	112,000	(112,000)	0
	6,374,601	198,566	(6,573,167)	0



**NOTES TO THE STATEMENT OF FINANCIAL ACTIVITY
FOR THE PERIOD ENDED 30 NOVEMBER 2020**

**NOTE 9
BUDGET AMENDMENTS**

Amendments to original budget since budget adoption. Surplus/(Deficit)

Project/ Activity	Description	Council Resolution	Classification	Non Cash Adjustment	Increase in Available Cash	Decrease in Available Cash	Amended Budget Running Balance
				\$	\$	\$	\$
	Budget adoption		Opening surplus				38,911
GL 400	Youth Outreach - increased external funding	10/09/20 0192	Operating Revenue		7,023		45,934
GL 400	Youth Outreach - increased service delivery 213 Frankland Ave - Parks construction funded by forfeited bond	10/09/20 0192	Operating Expenses			(7,023)	38,911
CW6124	213 Frankland Ave - Parks construction funded	10/09/20 0192	Capital Revenue		97,156		136,067
CW6124	213 Frankland Ave - Parks construction funded	10/09/20 0192	Capital Expenses			(97,156)	38,911
OP9945	Local Healthy Food funded by external fund	10/09/20 0192	Operating Revenue		12,500		51,411
OP9945	Local Healthy Food activity Community Engagement - Increased staff cost funded by	10/09/20 0192	Operating Expenses			(12,500)	38,911
OP8839	Contingency Fund Community Development consultant funded by Contingency Fund	10/09/20 0192	Operating Expenses		35,000		73,911
OP9525	Seniors program funded by Contingency Fund	10/09/20 0192	Operating Expenses		50,000		123,911
OP8935	Contingency Fund - funding various projects	10/09/20 0192	Operating Expenses		10,000		133,911
OP8272			Operating Revenue			(95,000)	38,911
GL 500	Statutory Planning - increase development application revenue	08/10/20 0213	Operating Revenue		100,000		138,911
GL 500	Statutory Planning - additional contract position	08/10/20 0213	Operating Expenses			(100,000)	38,911
GL 730	Building Services - increase building permits revenue	08/10/20 0213	Operating Revenue		100,000		138,911
GL 730	Building Services - additional contract position	08/10/20 0213	Operating Expenses			(100,000)	38,911
Various	Adjusting workers compensation internal allocations	08/10/20 0213	Operating Expenses		2,031		40,942
OP6283	CSRFP preliminary planning funded from contingency	08/10/20 0213	Operating Expenses		50,000		90,942
OP7861	Asbestos register funded from contingency	08/10/20 0213	Operating Expenses		22,000		112,942
OP7965	Recruitment cost funded from contingency	08/10/20 0213	Operating Expenses		66,000		178,942
OP8272	Contingency Fund - funding various projects	08/10/20 0213	Operating Revenue			(138,000)	40,942
OP9176	Coastal adaptation grant	08/10/20 0213	Operating Revenue		48,000		88,942
OP9176	Coastal vulnerability & adaptation planning	08/10/20 0213	Operating Expenses			(48,000)	40,942
OP7848	ATOP stage 2 maintenance revenue	08/10/20 0213	Operating Revenue		27,648		68,590
OP7848	McLaren Park maintenance	08/10/20 0213	Operating Expenses			(27,648)	40,942
CW1668	Purchase of Pure Storage	to 12 Nov OCM	Capital Expenses			(440,000)	(399,058)
CW1668	Reserve funding purchase of Pure Storage	to 12 Nov OCM	Transfer from Reserve		440,000		40,942
CW3962	Tolley Court Sump - funding CW3962	to 12 Nov OCM	Capital Expenses			(96,910)	(55,968)

CITY OF COCKBURN | 17

**NOTES TO THE STATEMENT OF FINANCIAL ACTIVITY
FOR THE PERIOD ENDED 30 NOVEMBER 2020**

**NOTE 9
BUDGET AMENDMENTS**

Amendments to original budget since budget adoption. Surplus/(Deficit)

Project/ Activity	Description	Council Resolution	Classification	Non Cash Adjustment	Increase in Available Cash	Decrease in Available Cash	Amended Budget Running Balance
				\$	\$	\$	\$
CW3963	Hartley Sump - funding CW3962	to 12 Nov OCM	Capital Expenses		5,559		(50,409)
CW3982	King Store Storage - funding CW3962	to 12 Nov OCM	Capital Expenses		47,081		(3,328)
CW4896	Beeliar drive Sump fence replacement - funding CW3962	to 12 Nov OCM	Capital Expenses		16,115		12,787
CW4814	Spearwood Avenue Hamilton to Cockburn - funding CW3962	to 12 Nov OCM	Capital Expenses		7,435		20,222
CW4897	Spearwood Ave Sump provide screening - funding CW3962	to 12 Nov OCM	Capital Expenses		20,720		40,942
CW4676	Frankland Park Recreation Centre funded by LRCI grant	to 12 Nov OCM	Capital Expenses			(200,000)	(159,058)
CW4712	Malabar Park BMX Facility - Funded by LRCI grant	to 12 Nov OCM	Capital Expenses			(115,000)	(274,058)
CW4964	Replacement of evaporative air con system at the Coogee Beach Surf Life Saving Club - funded by LRCI grant	to 12 Nov OCM	Capital Expenses			(175,000)	(449,058)
CW4965	Henderson Reuse Shop Air Conditioning - funded by LRCI grant	to 12 Nov OCM	Capital Expenses			(45,000)	(494,058)
CW4966	South Coogee Clubrooms External Works - funded by LRCI grant	to 12 Nov OCM	Capital Expenses			(30,000)	(524,058)
CW4967	Slow Down Coastal Path - funded by LRCI grant	to 12 Nov OCM	Capital Expenses			(100,000)	(624,058)
CW4968	Hammond Park Shared Path - funded by LRCI grant	to 12 Nov OCM	Capital Expenses			(100,000)	(724,058)
CW4969	Urban Forest Crossing - funded by LRCI grant	to 12 Nov OCM	Capital Expenses			(100,000)	(824,058)
CW4970	Chieftain Esplanade Road Closure - funded by LRCI grant	to 12 Nov OCM	Capital Expenses			(18,000)	(842,058)
CW4971	Smart LED Street Light Trial - funded by LRCI grant	to 12 Nov OCM	Capital Expenses			(94,107)	(936,165)
CW (TBA)	Landscaping improvements in Yangebup - funded by LRCI grant	to 12 Nov OCM	Capital Expenses			(100,000)	(1,036,165)
Various	LRCI grant funding various projects	to 12 Nov OCM	Capital Revenue		1,077,107		40,942
CW4937	Aged & disabled bathroom heater & kitchen refurbishment	to 12 Nov OCM	Capital Expenses			(20,000)	20,942
CW4937	Reserve funding aged & disabled refurbishment	to 12 Nov OCM	Transfer from Reserve		20,000		40,942
CW4972	Geothermal failure at ARC	to 12 Nov OCM	Capital Expenses			(200,000)	(159,058)
CW4972	Reserve funding repair to Geothermal system	to 12 Nov OCM	Transfer from Reserve		200,000		40,942
CW6128	Santich Park – Parking and New Lights	to 12 Nov OCM	Capital Expenses			(18,000)	22,942
CW6129	Success Netball Courts and Parking Upgrade	to 12 Nov OCM	Capital Expenses			(32,000)	(9,058)

CITY OF COCKBURN | 18

**NOTES TO THE STATEMENT OF FINANCIAL ACTIVITY
FOR THE PERIOD ENDED 30 NOVEMBER 2020**

**NOTE 9
BUDGET AMENDMENTS**

Amendments to original budget since budget adoption. Surplus/(Deficit)

Project/ Activity	Description	Council Resolution	Classification	Non Cash Adjustment	Increase in Available Cash	Decrease in Available Cash	Amended Budget Running Balance
				\$	\$	\$	\$
OP6283	CSRFP Prelim Planning - funding CW6128 & 6129	to 12 Nov OCM	Operating Expenses		50,000		40,942
CW6139	Dimago Park - forfeited POS fund	to 12 Nov OCM	Capital Expenses			(90,000)	(49,058)
OP7862	Dimago Park maintenance - forfeited POS fund	to 12 Nov OCM	Operating Expenses			(7,158)	(56,216)
Various	Forfeited POS to fund maintenance of Dimago Park	to 12 Nov OCM	Operating Revenue		97,158		40,942
OP7744	Goldsmith - developer contribution POS	to 12 Nov OCM	Operating Expenses			(7,750)	33,192
OP7744	Received new developer contribution for Goldsmith Park	to 12 Nov OCM	Operating Revenue		7,750		40,942
OP9223	Bike Month - Cockburnhagen - funded by State grant	to 12 Nov OCM	Operating Expenses			(2,000)	38,942
OP9223	Received new state grant for Cockburnhagen project	to 12 Nov OCM	Operating Revenue		2,000		40,942
GL 105	Adjustment to FAGS grant	to 12 Nov OCM	Operating Revenue			(70,505)	(29,563)
GL 210	Health Services - increase licence revenue	to 12 Nov OCM	Operating Revenue		100,000		70,437
CW3950	Received MRRG for Hammond Rd duplication	to 12 Nov OCM	Capital Revenue		3,000,000		3,070,437
CW3950	Reserve funding for Hammon Rd duplication	to 12 Nov OCM	Transfer from Reserve		1,000,000		4,070,437
CW3950	Hammond Road duplication	to 12 Nov OCM	Capital Expenses			(4,000,000)	70,437
CW3996	Received new grant - RAC Healy Road	to 10 Dec OCM	Capital Revenue		80,000		150,437
CW3996	Increased expenditure on Healy Road funded from RAC grant	to 10 Dec OCM	Capital Expenses			(80,000)	70,437
CW6140	Forfeited bond to fund Koorilla wall and fencing work	to 10 Dec OCM	Capital Revenue		203,810		274,247
CW6140	Koorilla wall & fencing funded by forfeited bond	to 10 Dec OCM	Capital Expenses			(203,810)	70,437
OP5998	Purchase of Thin Clients funded from IT Rsv	to 10 Dec OCM	Operating Expenses			(51,300)	19,137
OP5998	Transfer from IT Reserve to fund purchase of Thin Clients	to 10 Dec OCM	Transfer from Reserve		51,300		70,437
OP8732	Insurance reimbursement for property insurance claim	to 10 Dec OCM	Operating Revenue		515,000		585,437
OP8732	Property insurance claim	to 10 Dec OCM	Operating Expenses			(515,000)	70,437
OP4997	Received Inclusion Support Grant	to 10 Dec OCM	Operating Revenue		4,500		74,937
OP4997	Activities funded by Inclusion Support Grant	to 10 Dec OCM	Operating Expenses			(4,500)	70,437
OP5002	Received Animal Welfare in Emergency grant	to 10 Dec OCM	Operating Revenue		10,000		80,437
OP5002	Activities funded by Animal Welfare in Emergency Grant	to 10 Dec OCM	Operating Expenses			(10,000)	70,437
1669-6200	Dell Server Replacement funded from IT Rsv	to 11 Feb OCM	Capital Expenses			(193,351)	(122,914)
1669-4123	Transfer from IT Reserve to fund purchase of Dell Server Replacement (Admin VDI Servers)	to 11 Feb OCM	Transfer from Reserve		193,351		70,437

**NOTES TO THE STATEMENT OF FINANCIAL ACTIVITY
FOR THE PERIOD ENDED 30 NOVEMBER 2020**

**NOTE 9
BUDGET AMENDMENTS**

Amendments to original budget since budget adoption. Surplus/(Deficit)

Project/ Activity	Description	Council Resolution	Classification	Non Cash Adjustment	Increase in Available Cash	Decrease in Available Cash	Amended Budget Running Balance
				\$	\$	\$	\$
6105-6200	Transfer budget to fund shade sail install at Minori Park as location is not suitable for a bball court	to 11 Feb OCM	Capital Expenses		25,000		95,437
6142-6200	Shade sail installation at Minori Park	to 11 Feb OCM	Capital Expenses			(25,000)	70,437
6115-6200	Transfer budget to fund landscape upgrade at Hobson Park as project was completed	to 11 Feb OCM	Capital Expenses		20,000		90,437
6141-6200	Landscape upgrade at Hobson Park	to 11 Feb OCM	Capital Expenses			(20,000)	70,437
7903-6200	Purchase of replacement forklift with an electric variant	to 11 Feb OCM	Capital Expenses			(40,000)	30,437
7903-4113	Transfer from Plant Reserve to fund the purchase of replacement forklift	to 11 Feb OCM	Transfer from Reserve		35,000		65,437
7903-9900	Proceeds from sale from forklift	to 11 Feb OCM	Proceeds from Sale		5,000		70,437
9650-6200	Top up to buy the staff gift cards funded by contingency	to 11 Feb OCM	Operating Expenses			(750)	69,687
8272-6200	Transfer contingency fund to fund staff gift cards	to 11 Feb OCM	Operating Expenses		750		70,437
				0	7,861,994	(7,830,468)	



**NOTES TO THE STATEMENT OF FINANCIAL ACTIVITY
FOR THE PERIOD ENDED 30 NOVEMBER 2020**

**NOTE 10
EXPLANATION OF MATERIAL VARIANCES**

The material variance thresholds are adopted annually by Council as an indicator of whether the actual expenditure or revenue varies from the year to date Actual materially.

The material variance adopted by Council for the 2020-21 year is \$300,000 or 0.00% whichever is the greater.

Reporting Program	Var. \$	Var. %	Timing/ Permanent	Explanation of Variance
Revenue from operating activities				
Financial Services	359,058	0.33%	▲ Timing	FAGS grant yet received
Recreation and Community Safety	341,309	6.58%	▲ Timing	Higher revenue received this period
Waste Services	640,025	14.52%	▲ Permanent	Higher revenue received this period
Parks and Environmental Services	(439,027)	(75.02%)	▼ Timing	External funding yet received
Infrastructure Services	373,801	70.58%	▲ Timing	Proceeds from sale brought forward
Expenditure from operating activities				
Recreation and Community Safety	497,755	6.27%	▲ Timing	Expenditure delayed
Community Development and Services	637,761	12.19%	▲ Timing	Expenditure delayed
Parks and Environmental Services	427,335	4.96%	▲ Timing	Expenditure delayed
Infrastructure Services	480,022	5.81%	▲ Timing	Expenditure delayed
Investing activities				
Proceeds from disposal of assets	453,427	145.75%	▲ Timing	Proceeds from sale brought forward
Financing activities				
Transfer from reserves	5,565,913	45.26%	▲ Timing	Expenditure delayed
Transfer to reserves	(7,644,102)	(61.37%)	▼ Timing	Revenue brought forward (DCP13)
	\$	%		

15.3 (2021/MINUTE NO 0008) MID-YEAR BUDGET REVIEW 2020-2021

Authors S Ng and N Mauricio

Attachments 1. Mid-Year Budget Review 2020-21 [↓](#)

RECOMMENDATION

That Council amend its Municipal Budget for 2020-21 as set out in the schedule of budget amendments attached to the Agenda and summarised below:

Operating Revenue	\$1,728,104	Increased operating revenue
Operating Expenditure	-\$1,413,708	Increased operating spending
Capital Revenue	\$426,937	Increased capital revenue
Capital Expenditure	\$8,201,566	Decreased capital spending
Asset sale proceeds	\$436,689	Increased asset sales
T/F from Reserves	-\$483,289	Decreased transfer from Reserves
T/F to Reserves	-\$9,205,534	Increased transfer to Reserves
Surplus B/F from 2019-20	\$292,624	Increased Surplus
Net mid-year budget review adjustment	-\$16,611	Decreased Surplus

TO BE CARRIED BY AN ABSOLUTE MAJORITY OF COUNCIL

COUNCIL DECISION

MOVED Cr C Stone SECONDED Cr K Allen

That the recommendation be adopted.

CARRIED BY ABSOLUTE MAJORITY OF COUNCIL 9/0

Background

Council adopted its annual Municipal Budget at the Special Council Meeting held on 23 July 2020 and in accordance with statutory provisions, a formal report on the performance of the budget to the end of December is presented to the February 2020 Ordinary Council Meeting.

Section 33A (1) of the *Local Government (Financial Management) Regulations 1996* requires Council to review the six monthly performance of its annual budget between 1 January and 31 March each year.



Submission

N/A

Report

The objective of the budget review exercise is to identify and address any significant variations to Council's adopted budget. The City's relevant managers completed comprehensive assessments of their respective budget areas in order to determine any varied financial requirements for the remainder of the year.

The detailed schedule attached to the Agenda consolidates the submissions made by managers (supported with brief explanations), after having been reviewed and assessed by Finance. It is worth noting that the recommended budget amendments to the municipal budget are in addition to those progressively made throughout the year via the monthly financial report Council agenda items.

The results of the budget review undertaken and its impact on the City's closing municipal budget position for 2020-21 is demonstrated in the following summary table. This is showing a net decrease of \$16,611 in the closing budget surplus from \$70,437 to \$53,826.

Projected Budget Position for 2020-21 following budget review:

Adopted Closing Municipal Position for 2018-2019	\$38,911	Surplus
ADD net budget adjustments before statutory budget review	\$31,526	Reported in monthly Agendas
Closing Municipal Position before mid-year review	\$70,437	Surplus
Mid-year budget review items:		
Surplus B/F from 2019-20	292,624	Increase
Operating Revenue	\$1,728,104	Increase
Operating Expenditure	-\$1,413,708	Increase
Capital Revenue	\$426,937	Increase
Capital Expenditure	\$8,201,566	Decrease
Asset sale proceeds	\$436,689	Increase
T/F from Reserves	-\$483,289	Decrease
T/F to Reserves	-\$9,205,534	Increase
Net mid-year budget review adjustment	-\$16,611	Decrease
Closing Municipal Position after mid-year review	\$53,826	Surplus

Operating Revenue

The net increase to operating revenue of \$1.728m includes the following significant items:

- Increased commercial landfill fees due to higher volumes of waste being received (+\$1.6m);
- Increased development application fees (+\$0.225m) and building permit fees (+\$0.15m) due to higher building activity prompted by government stimulus.
- Additional rates revenue (+\$0.27m) from ex-gratia rates raised against Jandakot Airport;
- Additional parking infringement revenue (+\$0.125m)
- Higher pen fee revenue at the Port Coogee Marina due to high occupancy rates (+\$0.15m)
- Reduced interest on term deposit investments due to lower interest rates (-\$1.1m);
- Reduced funding for the Roe 8 rehabilitation project in line with reduced expenditure (-\$0.282m).

Operating Expenditure

The net increase to operating expenditure of \$1.413m includes the following significant items:

- The landfill levy payable has increased due to higher tonnages to landfill (+\$0.805m)
- Cockburn ARC operating expenses have a net increase mainly due to increased gas expenses (+\$0.17m);
- Additional funding for the Feasibility Study on generating renewable hydrogen (+\$0.11m).
- Reduced expenditure forecast for the Roe 8 rehabilitation project (-\$0.282m).

Capital Revenue

Capital related revenue has increased by a net \$0.427m, with road construction related funding across a number of projects the main reason (+\$0.546m).

Capital Expenditure

The City's capital program has been significantly reduced as a number of key projects will either not commence this year or are behind schedule (-\$8.201m). The committed funds will be quarantined in the carry forward projects reserve to allow re-budgeting next year as follows:

- Calleya Estate 'Treeby' Community Centre (reduced \$2.28m)
- Frankland Park Recreation Centre and Ovals (reduced \$1.77m)
- Cockburn Coast Oval (reduced \$1.45m)
- Malabar Park BMX Facility (reduced \$2.042m), subject to a further report to Council.
- Goodchild Park Upgrades (\$0.30m)
- Len Packham Floodlighting (\$0.20m)



Hammond Road construction - Branch to Bartram has been increased by \$0.325m (total \$4.325m) funded by a direct grant from Main Roads.

There were also savings of \$1.0m in the major plant replacement program, mainly due to substituting lower value trucks in lieu of electric (EV) waste trucks delayed due to supply issues.

Sale of Assets

Revenue from the trade in of various plant items has increased slightly by a net \$436k.

Strategic Plans/Policy Implications

Listening and Leading

A community focused, sustainable, accountable and progressive organisation.

- Deliver value for money through sustainable financial management, planning and asset management.

Budget/Financial Implications

The Municipal Budget will be amended in accordance with the recommended changes as contained in the report attachment. The result is a decrease of \$16,611 in the municipal budget surplus to \$53,826.

Legal Implications

N/A

Community Consultation

N/A

Risk Management Implications

The City is required to prepare and adopt a Mid-Year Budget Review as part of the financial reporting requirements of the *Local Government Act 1995*.

Failure to adopt the results of the review process in the attached report will make the City non-compliant with this legislative requirement. It could also impair the City's financial capacity to deliver the budgeted works and services.

Advice to Proponent(s)/Submitters

N/A

Implications of Section 3.18(3) *Local Government Act 1995*

Nil



**City of Cockburn
Mid-Year Budget Review 2020-21**

Service Unit	Account Number	Ledger	Expenditure	Trf to Rsv	External	Trf frm Rsv	Proceeds	Muni Cash Impact	Justification
			+ / (-)	+ / (-)	+ / (-)	+ / (-)	+ / (-)		
131 - Civic Support	146-6000 Salaries	GL	13,000	0	0	0	0	13,000	Require an additional \$13K for salaries as Vanda Bacich will increasing to full time hours in accordance with her return from Parental leave contract.
131 - Civic Support	OP9751 - Annual Civic Dinner	OP	(41,419)	0	0	0	0	(41,419)	Annual civic dinner cancelled due to covid-19
131 - Civic Support	OP9601 - Citizenship Expenses	OP	(15,021)	0	0	0	0	(15,021)	reduced number of citizenship ceremonies and reduced catering due to covid-19
131 - Civic Support	OP9607 - Receptions/Refresh. Others	OP	10,000	0	0	0	0	10,000	Additional tables, hand soap dispensers and equipment required for covid-19 risk mgt.
131 - Civic Support	OP6278 - Innovation Framework and Resourcing	OP	5,000	0	0	0	0	5,000	Consultancy quote higher than estimated
211 - Accounting Services	105-5990 - Interest Earnings - Municipal	GL	0	0	(1,100,000)	0	0	1,100,000	Reduce Interest Earnings Municipal GL 105-5990 from \$2.9m to \$1.8m - forecast based on current portfolio and average interest yield of 0.80%
211 - Accounting Services	OP8822 - Business Intelligence & Performance Reporting Project	OP	85,000	0	0	0	0	85,000	Budget required to cover remaining implementation costs for KPI project with CAMMS and software licensing to 30 June 2021
212 - Property Rates Revenue	100-5014 Ex Gratia Rates	GL	0	0	266,844	0	0	(266,844)	Additional ex gratia rates from Jandakot Airport & \$150k for rebate
212 - Property Rates Revenue	145-5581 Admin Fee - ESL	GL	0	0	14,000	0	0	(14,000)	
212 - Property Rates Revenue	145-5401 Rate Search Fees	GL	0	0	20,000	0	0	(20,000)	
214 - Procurement Services	122-6000 Salaries	GL	20,000	0	0	0	0	20,000	Contract resources required for CP coverage - worst case scenario.
214 - Procurement Services	122-6110 Conferences & Seminars	GL	(2,000)	0	0	0	0	(2,000)	TC reduced Study leave
214 - Procurement Services	122-6287 Printing & Stationery	GL	(2,000)	0	0	0	0	(2,000)	
221 - Information Communication and Technology	NEW - CW1670 - Buy out the Depot (Operating Centre) Switches	CW	18,500	0	0	18,500	0	0	Buy out the Depot (Operations Centre) switches. Funded from IT Reserve
221 - Information Communication and Technology	NEW - CW1671 - Buy out the WiFi Equipment - Cockburn ARC	CW	5,500	0	0	5,500	0	0	Buy out the WiFi Equipment - Cockburn ARC. Funded from IT Reserve
221 - Information Communication and Technology	NEW - CW1672 - Buy out the Local Area Network Cockburn ARC	CW	7,000	0	0	7,000	0	0	Buy out the Local Area Network Cockburn ARC. Funded from IT Reserve
222 - Records	130-6110 Conferences & Seminars	GL	(3,000)	0	0	0	0	(3,000)	Unspent this year due to COVID-19 travel restrictions which are unlikely to be lifted before year end. Therefore hand money back this year and request funds again in 21/22 budget to enable attendance at ECM National Conference or RIMPA Conference.

City of Cockburn
Mid-Year Budget Review 2020-21

Service Unit	Account Number	Ledger	Expenditure	Trf to Rsv	External	Trf frm Rsv	Proceeds	Muni Cash Impact	Justification
			+ / (-)	+ / (-)	+ / (-)	+ / (-)	+ / (-)		
222 - Records	130-6286 Postage Expenses	GL	(10,000)	0	0	0	0	(10,000)	Currently underspent - averaging approximately \$3,036/mth. Records Services pays for the majority of outgoing mail for the organisation and fluctuations in volume of outgoing mail is therefore out of our control. Reduce budget to \$50,000 to cater for any possible fluctuations in volume.
223 - GIS Services	873-6299 Software Support Expenses	GL	33,000	0	0	0	0	33,000	Required upgrade for FME. FME processes the data from ESRI cloud back to on premises ESRI enterprise. This extra cost (\$17160) covers the cost to upgrade to the server edition version and maintenance for 12 months. Subsequent yearly maintenance is \$4880 per year after. The Waste Mobility project requires additional costs cover the purchase of 13 ipads, mounts and cradles. This cost is calculated from quotes (Approx \$17,005) from JB hifi and Modest Mounts.
224 - Business Systems Services	CW1657 - Kentico Integration with ECM	CW	(20,000)	0	0	0	0	(20,000)	Completed project without requiring funds
231 - Human Resources	140-6263 Employee Assistance Program	GL	25,000	0	0	0	0	25,000	Additional expenditure caused by COVID - take from OP 9776
231 - Human Resources	140-6809 Study Fees Contributed	GL	27,000	0	0	0	0	27,000	Increase due to requirement for Cert III Horticulture - take from OP 9065
231 - Human Resources	OP9065 - Paid Parental Leave	OP	(27,000)	0	(21,600)	0	0	(5,400)	Reallocate \$27k to GL 6809
231 - Human Resources	OP9776 - Safety Projects	OP	(25,000)	0	0	0	0	(25,000)	Reallocate \$25K to GL 6263
323 - Recreation Services	CW6057 - Goodchild Park Floodlighting	CW	(181,610)	0	0	(181,610)	0	0	Budget carry forward from 2019/20. Favourable tender outcomes have resulted in an underspend. Hand back \$181,610.
323 - Recreation Services	CW6066 - Len Packham Park Sports Lighting	CW	(200,000)	200,000	0	0	0	0	Approved annual budget of \$500,000. Construction to occur towards end of winter season, so re-allocate \$200,000 to 2021/22 budget.
323 - Recreation Services	CW6067 - Goodchild Park Upgrades	CW	(300,000)	300,000	0	0	0	0	Construction to occur towards end of winter season, so re-allocate \$300,000 to 2021/22 budget.
323 - Recreation Services	CW4712 - Malabar Park BMX Facility - Design	CW	(357,861)	914,463	0	556,602	0	0	Project delayed and seeking environmental (contamination) approval. CW4744 to be closed and transfer to CW4712. \$556,602 from HWRP & Contaminated Sites Reserve (4363) to address site contamination issues. Request project budget remainder to be carried forward to 2020/21 (\$2,599,167).

**City of Cockburn
Mid-Year Budget Review 2020-21**

Service Unit	Account Number	Ledger	Expenditure	Trf to Rsv	External	Trf from Rsv	Proceeds	Muni Cash Impact	Justification
			+ / (-)	+ / (-)	+ / (-)	+ / (-)	+ / (-)		
323 - Recreation Services	CW4744 - Malabar Park BMX Facility	CW	(1,128,102)	1,128,102	0	0	0	0	Journal transfer full amount to CW4712
323 - Recreation Services	CW4829 - Cockburn Coast Oval	CW	(1,449,899)	1,449,899	0	0	0	0	Project delayed due to impacts of Covid19 - construction scheduled for in 2021/22 financial year.
323 - Recreation Services	CW4544 - Beale Park Redevelopment	CW	(250,000)	0	0	0	0	(250,000)	Transfer \$250,000 from CW4544 to CW4676
323 - Recreation Services	CW5904 - Calleya(Treeby) Floodlights	CW	(15,134)	0	0	(15,134)	0	0	\$5,000 estimated expenses remaining
323 - Recreation Services	CW6061 - Santich Park Stage 1 Design	CW	(8,000)	0	0	0	0	(8,000)	Journal transfer full amount to CW6128
323 - Recreation Services	CW6128 - Santich Park – Parking and New Lights	CW	8,000	0	0	0	0	8,000	Receive transfer from CW6061
323 - Recreation Services	CW6068 - Coogee Community Hall acoustics improvements	CW	(10,000)	0	0	0	0	(10,000)	Works completed in 2020/21
323 - Recreation Services	OP8872 - Healthy Canteen Funding Program	OP	(2,500)	0	0	0	0	(2,500)	Program to be closed as Department of Health now offering the program
323 - Recreation Services	OP9420 - Sports Hall of Fame Event	OP	(4,708)	0	0	0	0	(4,708)	Only require \$5,000 to manage event and program
323 - Recreation Services	CW4676 - Frankland Park Recreation Centre & Ovals - Design	CW	(1,415,806)	1,770,806	0	105,000	0	250,000	Project scheduled to be completed December 2021, therefore deferral of some project funds. \$250,000 to be transferred from CW4544, \$80,000 from HWRP & Contaminated Sites Reserve for contamination remediation and \$25,000 from Community Infrastructure Reserve for additional limestone retaining. Remaining projects funds \$1,770,598 to be sought at 2021/22 budget.
323 - Recreation Services	CW6059 - Bakers Square Lighting	CW	(6,715)	0	0	(6,715)	0	0	Project completed, funds not required
323 - Recreation Services	CW6056 - Meller Park Floodlighting	CW	27,169	0	0	27,169	0	0	Budget carry forward from 2019/20. Current budget is \$282,831. Increase to \$310,000 to complete CCTV installation at the site as part of the project. Funds to be sourced from CW6057 savings.
328 - Ranger and Community Safety	160-5323 Fines & Penalties	GL	0	0	15,000	0	0	(15,000)	Increase in revenue from firebreak compliance checks
328 - Ranger and Community Safety	160-6260 Grounds Maintenance	GL	(1,000)	0	0	0	0	(1,000)	
328 - Ranger and Community Safety	160-6291 Prosecution Costs	GL	742	0	0	0	0	742	
328 - Ranger and Community Safety	165-5322 Dog Registration Fees	GL	0	0	50,000	0	0	(50,000)	Increase compliance due to proactive Ranger Team
328 - Ranger and Community Safety	165-5323 Fines & Penalties	GL	0	0	5,000	0	0	(5,000)	Increase in revenue due to increased proactive patrols
328 - Ranger and Community Safety	165-5594 Cat Registration Fees	GL	0	0	2,000	0	0	(2,000)	Increase in cat population and registration promotion

**City of Cockburn
Mid-Year Budget Review 2020-21**

Service Unit	Account Number	Ledger		Expenditure	Trf to Rsv	External	Trf frm Rsv	Proceeds	Muni Cash Impact	Justification
				+ / (-)	+ / (-)	+ / (-)	+ / (-)	+ / (-)		
328 - Ranger and Community Safety	165-5787 Reimbursement - Prosecution Costs	GL		0	0	64,000	0	0	(64,000)	Increased prosecution costs reimbursed for animal control
328 - Ranger and Community Safety	165-6206 Advertising Expenses	GL		5,500	0	0	0	0	5,500	Required increase in advertising due to the AMEP and coastal areas (Woodman Point) community complaints
328 - Ranger and Community Safety	170-6291 Prosecution Costs	GL		15,000	0	0	0	0	15,000	Increase in legal cost to cover ongoing prosecutions.
328 - Ranger and Community Safety	170-6329 Vehicle Towing Expenses	GL		(5,000)	0	0	0	0	(5,000)	Decrease in use identified within 1st half of 2020-21
328 - Ranger and Community Safety	171-6804 Contribution - Safety & Crime Prevention	GL		10,000	0	0	0	0	10,000	Cost required to develop the new Community Safety and Crime Prevention Strategy as adopted by Council.
328 - Ranger and Community Safety	180-6112 Training Expenses	GL		2,000	0	0	0	0	2,000	Increase in training of new staff
328 - Ranger and Community Safety	180-6122 Protective Clothing	GL		4,000	0	0	0	0	4,000	Increase in uniform cost to outfit proactive ranger team
328 - Ranger and Community Safety	170-5396 Parking Infringements & Penalties	GL		0	0	125,000	0	0	(125,000)	Increased cash flow expected for the 3rd qtr.
328 - Ranger and Community Safety	160-5765 Sundry Reimbursements	GL		0	0	9,400	0	0	(9,400)	
328 - Ranger and Community Safety	165-5787 Reimbursement - Prosecution Costs	GL		0	0	80,000	0	0	(80,000)	
328 - Ranger and Community Safety	OP6284 - Upgrade to Enclosed Dog Parks	OP		10,000	0	0	0	0	10,000	Increase in cost to deliver community expectations
328 - Ranger and Community Safety	OP7993 - Radios - CoSafe Service	OP		16,500	0	0	0	0	16,500	Cover cost not charged to the 2019/20 FY
328 - Ranger and Community Safety	OP8106 - Cosafe Minor Equipment	OP		4,000	0	0	0	0	4,000	Cover cost not charged to the 2019/20 FY
328 - Ranger and Community Safety	OP7981 - CCTV Secure Data Network Charges	OP		8,000	0	0	0	0	8,000	Increase in use of the RDK units has lead to a increase need for data through the 4g network
328 - Ranger and Community Safety	OP8178 - CCTV Annual Maintenace	OP		15,000	0	0	15,000	0	0	increase in ongoing maintenance due to the increasing network
328 - Ranger and Community Safety	CW1494 - CCTV Project – Cockburn Central West	CW		8,155	0	0	0	0	8,155	Increase in Project scope charged outside of 2019/20
329 - Cockburn ARC	599-6215 Bank Charges	GL		51,764	0	0	0	0	51,764	Increased number of eftpos transactions fees have occurred due to COVID-19 with patrons advised not to use cash were possible asa covid control
329 - Cockburn ARC	599-6229 Professional Services	GL		10,179	0	0	0	0	10,179	Introduction of amazing leaders professional development and coaching program

**City of Cockburn
Mid-Year Budget Review 2020-21**

Service Unit	Account Number	Ledger	Expenditure	Trf to Rsv	External	Trf frm Rsv	Proceeds	Muni Cash Impact	Justification
			+ / (-)	+ / (-)	+ / (-)	+ / (-)	+ / (-)		
329 - Cockburn ARC	599-6299 Software Support Expenses	GL	24,492	0	0	0	0	24,492	The facility is currently undertaking a software intergration however this has resulted in LinkModular System (Existing) and Perfect Gym (New System) to operate together until June 2021.
329 - Cockburn ARC	599-6354 Functions	GL	(28,213)	0	0	0	0	(28,213)	Due to COVID-19 the annual Christmas Collective Event was cancelled
329 - Cockburn ARC	600-5603 Admission Fee	GL	0	0	(82,760)	0	0	82,760	General admission attendance was significantly lower July-December as a result of COVID restrictions in place at the facility. The education department cancelled school swimming for 10 weeks resulting in significant loss of predicted income
329 - Cockburn ARC	600-5604 Membership Fee	GL	0	0	(19,148)	0	0	19,148	8% reduction to Lifestyle memberships has been predicted as a result of Revo Fitness opening in March 2021 with no joining fee and memberships under \$10
329 - Cockburn ARC	600-5618 Other Hire and Rental Charges	GL	0	0	(15,038)	0	0	15,038	WAIS cancelled all bookings as a result of Covid - 19 and have not indicated a return, it is also unlikely that supnova club will return resulting in reduction to lane hire
329 - Cockburn ARC	600-6040 C ARC Salaries - Casual	GL	176,544	0	0	0	0	176,544	Increase to expenditure as a result of part time conversion delay which should be offset by permanent salary account. Additionally there is an increase to casual hours as a direct result of backfilling positions to Cover Manager Brett McEwin departure from the organisation
329 - Cockburn ARC	600-6000 Salaries	GL	(120,679)	0	0	0	0	(120,679)	Delay to part time conversion of employee hours
329 - Cockburn ARC	600-6110 Conferences & Seminars	GL	(3,400)	0	0	0	0	(3,400)	Annual aquatic industry conference was cancelled due to COVID-19
329 - Cockburn ARC	601-5605 Learn to Swim Revenue	GL	0	0	100,595	0	0	(100,595)	Significant increase to enrolment numbers post COVID closure
329 - Cockburn ARC	601-6112 Training Expenses	GL	(1,000)	0	0	0	0	(1,000)	Annual Industry conference was cancelled due to COVID 19
329 - Cockburn ARC	601-6278 Minor Furniture & Equipment	GL	(3,353)	0	0	0	0	(3,353)	Reduced used of equipment due to COVID-19 therefore not required
329 - Cockburn ARC	601-6303 Subscriptions	GL	(4,401)	0	0	0	0	(4,401)	Termination of swim desk contract as the new point of sale software meets all requirements offered by swim desk and is therefore no longer needed as a suplimentary resource

**City of Cockburn
Mid-Year Budget Review 2020-21**

Service Unit	Account Number	Ledger	Expenditure	Trf to Rsv	External	Trf frm Rsv	Proceeds	Muni Cash Impact	Justification
			+ / (-)	+ / (-)	+ / (-)	+ / (-)	+ / (-)		
329 - Cockburn ARC	603-5604 Membership Fee	GL	0	0	(23,985)	0	0	23,985	8% reduction to Lifestyle memberships has been predicted as a result of Revo Fitness opening in March 2021 with no joining fee and memberships under \$10
329 - Cockburn ARC	603-6304 Sundry Minor Expenses	GL	9,606	0	0	0	0	9,606	Increase to disinfectant wipes required to to COVID-19 cleaning requirements
329 - Cockburn ARC	608-6040 C ARC Salaries - Casual	GL	(17,606)	0	0	0	0	(17,606)	Reduced casual hours during phase 2 & 3 of COVID-19 restrictions due to lower demand on facility
329 - Cockburn ARC	640-6000 Salaries	GL	(113,285)	0	0	0	0	(113,285)	Delay to part time conversion of employee hours has resulted in a significant reduction to the permanent account line- however this has resulted in over spending of the casual salaries account line, all ppt have now been appointed so the casual vs permanent accounts should operate inline with budget moving forward
329 - Cockburn ARC	640-6040 C ARC Salaries - Casual	GL	69,938	0	0	0	0	69,938	A delay to the ppt conversion has resulted in additional casual hours being used outside of budget
329 - Cockburn ARC	645-5603 Admission Fee	GL	0	0	61,455	0	0	(61,455)	Higher than expected casual stadium admissions for casual shooting which is linked to a reduction in stadium booking fees- casual has proven to be the preferred model for social sports
329 - Cockburn ARC	645-5606 Netball Revenue	GL	0	0	(32,990)	0	0	32,990	COVID-19 impacted the length of the budgeted seasons netball season started much later than normal
329 - Cockburn ARC	645-5607 Soccer Revenue	GL	0	0	(50,041)	0	0	50,041	COVID-19 impacted the length of the budgeted futsal season started much later than normal with significantly reduced numbers
329 - Cockburn ARC	645-5608 Basketball Revenue	GL	0	0	(14,259)	0	0	14,259	COVID-19 impacted the length of the budgeted basketball season started much later than normal with significantly reduced numbers
329 - Cockburn ARC	645-6289 Promotion	GL	(6,077)	0	0	0	0	(6,077)	Prizes for sports summer season not needed as a result of COVID-19 and reduced prizes required for the COVID Cup
329 - Cockburn ARC	646-5619 Sale of Merchandise and Retail Items	GL	0	0	(17,995)	0	0	17,995	Less income acquired due to lower retail stock orders placed based on lower demand from COVID 19

**City of Cockburn
Mid-Year Budget Review 2020-21**

Service Unit	Account Number	Ledger	Expenditure	Trf to Rsv	External	Trf frm Rsv	Proceeds	Muni Cash Impact	Justification
			+ / (-)	+ / (-)	+ / (-)	+ / (-)	+ / (-)		
329 - Cockburn ARC	646-6210 Materials	GL	(24,347)	0	0	0	0	(24,347)	conservative ordering for retail stock was placed under consideration for COVID facility capacity being limited, aswell as stregically while some families may have been negatively affected financially due to COVID. Forcasted that luxury spend in retail sector could be affected.
329 - Cockburn ARC	648-5482 Personal Training	GL	0	0	(47,844)	0	0	47,844	COVID fee reductions compounded by budget of 6 contract PT's with 2 existing currently -will be reviewing PT structure to move forward 21/22
329 - Cockburn ARC	648-5603 Admission Fee	GL	0	0	23,165	0	0	(23,165)	Centre centre has seen an increase to admissions via the firness passport program
329 - Cockburn ARC	648-5604 Membership Fee	GL	0	0	875	0	0	(875)	Whilst the facility is currently experiencing high membership numbers we have budgeted for a 8% reduction on the budegt tartget from March 2021 as a result of REVO fitness opening as a direct competitor
329 - Cockburn ARC	648-5700 Contributions, Donations & Reimbursement	GL	0	0	(23,263)	0	0	23,263	Overall staff CoC membership is down on expected target
329 - Cockburn ARC	642-5324 Lease Revenue	GL	0	0	(6,227)	0	0	6,227	Slight reduction in anticipated lease revenue as a credit was applied to the account relating to rent reduction approved by COC as a result of Covid 19
329 - Cockburn ARC	599-6620 Gas Expenses	GL	150,861	0	0	0	0	150,861	Increased gas charges have occurred as a direct result of the geothermal failure in early 2020. An agreement has been reached regarding gas utility pricing- it is expected that gass usage will drop in March following recommissioning of the geothermal
330 - Community Dev and Services Unit Mgt	CW4715 - Calleya Estate 'Treeby' Community Centre	CW	(2,277,018)	2,277,018	0	0	0	0	Tender process delays mean contractor to be appointed Feb OCM
331 - Family and Community Development	265-6000 Salaries	GL	22,919	0	0	0	0	22,919	Approved 2020/21 FY budget, sususpended due to Covid budget impacts. Role required as part of essential restructure. Approved by Don Green and Stuart Downing for mid year budget review.
331 - Family and Community Development	265-6100 Superannuation	GL	2,406	0	0	0	0	2,406	

City of Cockburn
Mid-Year Budget Review 2020-21

Service Unit	Account Number	Ledger	Expenditure	Trf to Rsv	External	Trf frm Rsv	Proceeds	Muni Cash Impact	Justification
			+ / (-)	+ / (-)	+ / (-)	+ / (-)	+ / (-)		
331 - Family and Community Development	OP8192 - Cockburn Community Development Strategy	OP	5,000	0	0	0	0	5,000	Planned projects demonstrated that the current budget is insufficient. A further \$5,000 is required to cover expected costs. Budget was reduced in this financial year by \$15,000 however due to COVID the full amount will not be required for the remainder of this year but will be required in the 2021/22 to deliver our full program.
341 - Communications and Marketing	136-6100 Superannuation	GL	20,000	0	0	0	0	20,000	
341 - Communications and Marketing	OP7999 - Business Engagement	OP	20,000	0	0	0	0	20,000	CSP Objective 1.2: Build local business capacity through partnerships, networks and skill development: Build skills to support shifting to new Business models /opportunities via skill development workshops. (As per the CBP 20-21/24-25)
342 - Events and Culture	OP9590 - Annual RSL Anzac Day Parade	OP	5,000	0	0	0	0	5,000	Instructed to undertake 2x ANZAC Youth Parade services due to COVID- and the \$5k is for traffic management. As far as we are concerned it will be a one off to have two such events in one financial year. We have already held the non budgeted one on Remembrance day which was to replace the ANZAC Youth Parade missed in 2020 but we will still have the ANZAC Youth Parade in April and both fall in the same FY
343 - Customer Service	137-6601 Telecommunication Expenses - Answering Svc	GL	18,000	0	0	0	0	18,000	we reduced the budget this year from \$77k in the hope that we would have less outages and therefore less calls diverted to insight but that has not been the case. Additionally we added the marina on for after hours calls.. These outages are usually as a result of our provider whose contract comes to an end this year. We also get calls on a huge range of other matters - a lot related to rangers but a swathe of other matters too
343 - Customer Service	OP8939 - Internal Communications Plan	OP	12,000	0	0	0	0	12,000	This funds the internal communications officer position which is on a contract. This was stated in the budget preparer pack at the time but the amount was reduced. This is less than the original request due to officer returning from maternity leave on reduced hours for most of the rest of this FY
411 - Statutory Planning	500-5306 Built Strata Fees	GL	0	0	(9,000)	0	0	9,000	

City of Cockburn
Mid-Year Budget Review 2020-21

Service Unit	Account Number	Ledger	Expenditure	Trf to Rsv	External	Trf frm Rsv	Proceeds	Muni Cash Impact	Justification
			+ / (-)	+ / (-)	+ / (-)	+ / (-)	+ / (-)		
411 - Statutory Planning	500-5320 Development Application Fees	GL	0	0	225,000	0	0	(225,000)	Increase in income due to unforeseen circumstances associated with the Federal and State Government stimulus package which increases single house + subdivision clearance application lodgement with the City of Cockburn.
411 - Statutory Planning	500-5323 Fines & Penalties	GL	0	0	45,000	0	0	(45,000)	These are a reactive prosecution based of community member's non-compliance with Town Planning law requirements and changes from year to year and often difficult to predict.
411 - Statutory Planning	500-5422 Subdivision Clearance Fees	GL	0	0	5,000	0	0	(5,000)	
411 - Statutory Planning	500-5426 Zoning Statement Fees	GL	0	0	50,000	0	0	(50,000)	Increase in income due to unforeseen circumstances associated with the Federal and State Government stimulus package which increases single house + subdivision clearance application lodgement with the City of Cockburn. This also results in more sales of lots and therefore more zoning statements.
411 - Statutory Planning	500-5496 Section 40 Liquor Licencing Certificate	GL	0	0	(700)	0	0	700	Due to Covid-19 the State Government issued a range of planning exemptions to support business. One of these measures results in exemptions to restaurants and other type businesses. In addition with lockdown there was likely less of an investment in liquor licences. These factors have resulted in less liquor licence application fees for the City of Cockburn.
411 - Statutory Planning	500-5518 Detailed Area Plan Fees	GL	0	0	10,500	0	0	(10,500)	Increase in income due to unforeseen circumstances associated with the Federal and State Government stimulus package which increases single house + subdivision clearance application lodgement with the City of Cockburn. Detailed Area Plan fees are conditions of subdivision. Therefore more subdivisions means more DAP fees.
411 - Statutory Planning	500-6000 Salaries	GL	37,000	0	0	0	0	37,000	cover current over spend and increase in additional part-time employee hours due to increase in work demands
411 - Statutory Planning	500-6100 Superannuation	GL	4,000	0	0	0	0	4,000	cover current over spend and increase in additional part-time employee hours due to increase in work demands
421 - Strategic Planning	505-6267 Legal Expenses	GL	20,000	0	0	0	0	20,000	compensation claims received (Jandakot Road)

**City of Cockburn
Mid-Year Budget Review 2020-21**

Service Unit	Account Number	Ledger	Expenditure	Trf to Rsv	External	Trf frm Rsv	Proceeds	Muni Cash Impact	Justification
			+ / (-)	+ / (-)	+ / (-)	+ / (-)	+ / (-)		
421 - Strategic Planning	OP9992 - Town Planning Studies	OP	10,000	0	16,940	0	0	(6,940)	proposed additional piece of Economic development work (12 month integrated strategy and framework) given there is currently no ED resource in house and this is a pillar of the Strategic Community Plan
421 - Strategic Planning	OP6270 - Royalty Income – 1712 Russell Rd	OP	0	0	24,400	0	0	(24,400)	SD
431 - Building Services	730-6100 Superannuation	GL	10,404	0	0	0	0	10,404	
431 - Building Services	730-6229 Professional Services	GL	(5,000)	0	0	0	0	(5,000)	
431 - Building Services	730-6267 Legal Expenses	GL	(10,000)	0	0	0	0	(10,000)	
431 - Building Services	730-6287 Printing & Stationery	GL	(1,000)	0	0	0	0	(1,000)	
431 - Building Services	735-6000 Salaries	GL	35,958	0	0	0	0	35,958	Previously requested as part of 20/21 Budget Prep to cover admin support officer.
431 - Building Services	735-6267 Legal Expenses	GL	(5,000)	0	0	0	0	(5,000)	
431 - Building Services	735-6297 Services & Contracts	GL	(1,000)	0	0	0	0	(1,000)	
431 - Building Services	730-5323 Fines & Penalties	GL	0	0	17,700	0	0	(17,700)	
431 - Building Services	730-5305 Building Permits	GL	0	0	150,000	0	0	(150,000)	Forecast additional revenue based on current building activity levels.
431 - Building Services	CW4363 - Microfiche reader digitiser	CW	(11,500)	0	0	(11,500)	0	0	
441 - Environmental Health Services	200-5323 Fines & Penalties	GL	0	0	36,800	0	0	(36,800)	
441 - Environmental Health Services	200-5391 Licences	GL	0	0	51,800	0	0	(51,800)	
441 - Environmental Health Services	205-5750 Contributions Received	GL	0	0	1,320	0	0	(1,320)	
441 - Environmental Health Services	210-5391 Licences	GL	0	0	25,000	0	0	(25,000)	
511 - Waste Collection Services	OP9556 - Entry Fee For Recyclables	OP	(173,151)	0	0	0	0	(173,151)	Quarterly basket of goods has reduced - savings used to fund sundry overspends
511 - Waste Collection Services	OP7989 - Entry Fees MSW	OP	111,181	0	0	0	0	111,181	Increase Internal Disposal Charges Natural Account 8246
511 - Waste Collection Services	OP8208 - Trailer Passes	OP	94,000	0	0	0	0	94,000	Increase Internal Disposal Charges Natural Account 8246
511 - Waste Collection Services	OP9551 - Annual Junk Collection	OP	18,000	0	0	0	0	18,000	\$18K from OP9556 underspend, to cover overspend
511 - Waste Collection Services	OP8204 - Collection of MSW Bins	OP	6,000	0	6,000	0	0	0	To cover Veolia Charges at Naval Base and Op Centre
512 - Waste Disposal Services	485-8746 Internal Disposal Charges Recovered	GL	0	0	205,181	0	0	(205,181)	GL485 - 8746 - Increase Internal Revenue - \$205,181 (Expense has been included on WC).
512 - Waste Disposal Services	485-5560 Landfill Fees	GL	0	0	1,601,805	0	0	(1,601,805)	Major customer agreements with Veolia and Cleanaway (7.5KTn Cleanaway & 5KTn Veolia)
512 - Waste Disposal Services	485-6811 Landfill Levy	GL	805,000	0	0	0	0	805,000	Increase for 12,500 Tn as per above from Cleanaway and Veolia at \$64.40 P/Tn
512 - Waste Disposal Services	485-7142 TF to Res - Waste & Recycling	GL	0	1,001,986	0	0	0	1,001,986	Increase Transfer to Waste & Recycle Reserve - (\$205,181 + \$1,601,805 - \$805,000)

City of Cockburn
Mid-Year Budget Review 2020-21

Service Unit	Account Number	Ledger	Expenditure	Trf to Rsv	External	Trf frm Rsv	Proceeds	Muni Cash Impact	Justification
			+ / (-)	+ / (-)	+ / (-)	+ / (-)	+ / (-)		
512 - Waste Disposal Services	CW1665 - GPS for Compactor	CW	20,000	0	0	20,000	0	0	Quotes for the most functional GPS landfill monitor has increased - Natural Account 4143)
512 - Waste Disposal Services	<i>NEW - CW1998 - Resurface degraded tarmac at Transfer Station</i>	CW	100,000	0	0	100,000	0	0	Resurface degraded tarmac at Transfer Station
512 - Waste Disposal Services	<i>NEW - CW1999 - Lunchroom Enclosure for workpower employees</i>	CW	15,000	0	0	15,000	0	0	Lunchroom Enclosure for workpower employees
512 - Waste Disposal Services	<i>NEW - CW2000 - Generator to Power Aircon Unit for Transfer Station</i>	CW	7,000	0	0	7,000	0	0	Generator to Power Aircon Unit for Transfer station gate house
512 - Waste Disposal Services	OP8309 - Wood Packaging / Processing	OP	60,000	0	0	60,000	0	0	Increased costs to mulch legacy power pole stockpiles
521 - Parks Construction and Maintenance	CW6139 - Dimago Park - POS	CW	(90,000)	0	0	(90,000)	0	0	The developer has provided \$90,000 to complete landscape upgrades at Dimago Park, Hammond Park, including the installation of a playground, landscaping, bore and irrigation. The allocated funds are insufficient to complete the project. Funding from Reserve to Contribution POS as was already allocated by Revenue
521 - Parks Construction and Maintenance	CW6026 - Lucretia Park, playground renewal	CW	25,000	0	0	25,000	0	0	Ecoscape consultants have provided an OPC of \$175,000 for this project, additional funds required deliver scope of works as per the concept design released for community consultation.
521 - Parks Construction and Maintenance	CW5681 - City Street Tree Planting Requests	CW	41,132	0	41,132	0	0	0	Cover from CW6030
521 - Parks Construction and Maintenance	CW5931 - Poole Reserve, Coogee Park Upgrade	CW	54,215	0	0	54,215	0	0	Main Roads compensation for tree removal at Mayor and Beeliar, funds will be added to Street Tree Planting budget(\$40K - NAs114). (Developer Contribution \$1132 NAs750)
521 - Parks Construction and Maintenance	CW6034 - Poole Reserve Irrigation renewal	CW	(36,423)	0	0	(36,423)	0	0	Cover from CW6030
521 - Parks Construction and Maintenance	CW5917 - Faiway Park, Jandakot Park Upgrade	CW	24,422	0	0	24,422	0	0	\$6147 to cover CW5912 & CW6088
521 - Parks Construction and Maintenance	CW6075 - Hakea Park, Beeliar shade sail	CW	5,428	0	0	5,428	0	0	\$30,276 to cover CW5671
521 - Parks Construction and Maintenance	CW6111 - BBQ at Bloodwood Park	CW	4,345	0	0	4,345	0	0	Cover from CW6030
521 - Parks Construction and Maintenance	CW6076 - Touchell Park, Beeliar shade sail.	CW	(7,187)	0	0	0	0	(7,187)	Cover from CW6030
521 - Parks Construction and Maintenance	CW6116 - BBQ Facilities Kitj Park	CW	(7,872)	0	0	0	0	(7,872)	Cover from CW6030
521 - Parks Construction and Maintenance	CW6088 - Drinking Fountains x 6	CW	4,341	0	0	4,341	0	0	Cover from CW6034
521 - Parks Construction and Maintenance	CW6078 - Orlando Park, Bibra Lake shade sail	CW	2,846	0	0	2,846	0	0	Cover from CW6030

**City of Cockburn
Mid-Year Budget Review 2020-21**

Service Unit	Account Number	Ledger	Expenditure	Trf to Rsv	External	Trf frm Rsv	Proceeds	Muni Cash Impact	Justification
			+ / (-)	+ / (-)	+ / (-)	+ / (-)	+ / (-)		
521 - Parks Construction and Maintenance	CW5912 - Len Packham Reserve, Coolbellup Nature Play	CW	1,806	0	0	1,806	0	0	Cover from CW6034
521 - Parks Construction and Maintenance	CW6028 - Market Garden Park, playground renewal #5	CW	(12,676)	0	0	(12,676)	0	0	To cover CW5671
521 - Parks Construction and Maintenance	CW6044 - Sports Lighting renewal program.	CW	(30,548)	0	0	0	0	(30,548)	
521 - Parks Construction and Maintenance	CW6077 - Capricorn Park, Jandakot shade sail	CW	(5,690)	0	0	0	0	(5,690)	
521 - Parks Construction and Maintenance	CW6054 - Duggan Park, Hammond Park – Shelter, tables/chairs	CW	(5,071)	0	0	(5,071)	0	0	\$2549 to cover CW5671
521 - Parks Construction and Maintenance	CW6060 - Albion Park Basketball	CW	(4,471)	0	0	(4,471)	0	0	
521 - Parks Construction and Maintenance	CW6030 - Master Plan for BP Pipeline Easement	CW	(100,000)	0	0	(100,000)	0	0	BP unwilling to commit to 10 project. Project cancelled. - Cover overspend on CW6026, CW5931, CW5917, CW6075, CW6111, CW6078, CW5671
521 - Parks Construction and Maintenance	CW6124 - 213 Frankland Ave, Hammond Park.	CW	27,844	0	(7,156)	0	0	35,000	Duplicate project with CW6139 - Transfer \$7156 to OP7529 NAs758
521 - Parks Construction and Maintenance	OP7529 - Dimago Park	OP	7,156	0	7,156	0	0	0	From CW6124
522 - Environmental Management	CW5986 - C.Y. O'Connor Dune Stabilisation	CW	(14,790)	0	0	(14,790)	0	0	Cover overspend on CW5994
522 - Environmental Management	CW5994 - Yangebup Lake Bridge Upgrade	CW	14,790	0	0	14,790	0	0	From CW5986
522 - Environmental Management	OP - Roe 8 - Rehabilitation	OP	(282,589)	0	(282,589)	0	0	0	As per Approved Main Roads Budget we are likely to spend a further \$40K-50K on CW5671 Citywide Pump Renewals in the remainder of this financial year
522 - Environmental Management	CW5671 - Citywide Irrigation Pump Renewals	CW	53,667	0	0	53,667	0	0	
531 - Road Construction and Maintenance	CW3991 - Farrington Rd and Bibra Dr Intersection Modification	CW	99,952	0	0	29,546	0	70,406	Additional fund required to complete the lighting and civil work, transfer \$29,546 from CW4778, \$5086 from CW4782, \$30,000 from CW4785, \$21,100 from CW4790, \$9700 from CW 4859, and \$4,520 from CW4884
531 - Road Construction and Maintenance	CW4778 - Murdoch Chase Lighting	CW	(60,831)	0	0	(60,831)	0	0	Project completed, transfer \$29,546 to CW3991 \$1005 to CW4899 and \$30,280 to CW2363
531 - Road Construction and Maintenance	CW4782 - Prospero Crescent Cordelia to Stephano	CW	(5,086)	0	0	0	0	(5,086)	Project completed, transfer \$5,086 to CW3991
531 - Road Construction and Maintenance	CW4785 - Link Path Thomas to Briggs	CW	(30,000)	0	0	0	0	(30,000)	Project completed, transfer \$30,000 to CW3991
531 - Road Construction and Maintenance	CW4790 - Gaunt Road Bolinbroke to Sussex	CW	(21,100)	0	0	0	0	(21,100)	Project completed, transfer \$21,100 to CW3991
531 - Road Construction and Maintenance	CW4859 - Sawle Road	CW	(9,700)	0	0	0	0	(9,700)	Project completed, transfer \$9,700 to CW3991

City of Cockburn
Mid-Year Budget Review 2020-21

Service Unit	Account Number	Ledger	Expenditure	Trf to Rsv	External	Trf from Rsv	Proceeds	Muni Cash Impact	Justification
			+ / (-)	+ / (-)	+ / (-)	+ / (-)	+ / (-)		
531 - Road Construction and Maintenance	CW4884 - Spearwood Avenue Median Island infill concrete	CW	(4,520)	0	0	0	0	(4,520)	Project completed, transfer \$4,520 to CW3991
531 - Road Construction and Maintenance	CW2363 - Street Lighting System - Various Enhancements	CW	30,280	0	0	30,280	0	0	Additional fund required to complete existing invoices projected next 6 monthsuse, transfer \$30,280 from CW4778
531 - Road Construction and Maintenance	CW3946 - Jandakot Road Louisiana Glen Proposed Right Turn	CW	49,167	0	0	49,167	0	0	Additional fund required to complete the lighting and civil work, transfer \$49,167 from CW3942
531 - Road Construction and Maintenance	CW3942 - Karel Ave Berrigan to Farrington	CW	(202,326)	0	0	(202,326)	0	0	Project completed, transfer \$49,167 to CW3946, \$50,533 to CW4801, \$80,000 to CW2375 and \$22,626 to CW4889
531 - Road Construction and Maintenance	CW4801 - Prinsep Road extension	CW	50,533	0	0	50,533	0	0	Additional fund required to complete the civil work, transfer \$50,533 from CW3942
531 - Road Construction and Maintenance	CW2375 - TRAFFIC SAFETY MANAGEMENT - Traffic calming & minor works	CW	80,000	0	0	80,000	0	0	Additional fund required to complete existing work projected next 6 monthsuse, transfer \$80,000 from CW3942
531 - Road Construction and Maintenance	CW4889 - ROAD SAFETY IMPROVEMENTS AROUND SCHOOLS	CW	22,626	0	0	22,626	0	0	Additional fund required to complete existing work projected next 6 monthsuse, transfer \$22,626 from CW3942
531 - Road Construction and Maintenance	CW3962 - Tolley Court Sump	CW	41,738	0	0	0	0	41,738	Additional fund required to complete the drainage work, transfer \$16,738 from CW4895 and \$25,000 from CW4898
531 - Road Construction and Maintenance	CW4895 - Dodd Street Sump fence upgrade	CW	(16,738)	0	0	0	0	(16,738)	Project completed, transfer \$16,738 to CW3962
531 - Road Construction and Maintenance	CW4898 - Rollinson and Bennett Sump	CW	(25,000)	0	0	0	0	(25,000)	Project completed, transfer \$25,000 to CW3962
531 - Road Construction and Maintenance	CW3961 - Chieftain Esplanade streetscape	CW	20,003	0	0	0	0	20,003	Required fund was not c/f from the last year to complete the work, transfer \$20,003 from CW6137
531 - Road Construction and Maintenance	CW6137 - Beelihar Primary School – Pedestrian links	CW	(40,231)	0	0	0	0	(40,231)	Project completed, transfer \$20,003 to CW3961 and \$20,228 to CW4889
531 - Road Construction and Maintenance	CW4899 - 273 Spearwood Avenue Sump	CW	85,799	0	0	1,005	0	84,794	Additional fund required to complete the work, transfer \$84,794 from CW4901, Transfer \$1005 from CW4778
531 - Road Construction and Maintenance	CW4906 - Postans Road underground storage	CW	100,000	0	0	0	0	100,000	Additional fund required to complete the work, transfer \$100,000 from CW4901
531 - Road Construction and Maintenance	CW4901 - 1 Wellard Street overflow drainage connection	CW	(184,794)	0	0	0	0	(184,794)	Project postpone awaiting for alternate Planning solution legal proceedings
531 - Road Construction and Maintenance	EXISTING - CW3997 - MRRG Rehabilitation Project - Berrigan Dr	CW	0	41,014	41,014	0	0	0	Project Completed Last FY - Main Roads came out and inspected in March Prior to the work being completed and the project was approved for New Year - MRRG Rehabilitation Project - Berrigan Dr (EB) - Bridge over Freeway to Freeway off ramp - Eastbound (MRRG PROJECT 21116303)

City of Cockburn
Mid-Year Budget Review 2020-21

Service Unit	Account Number	Ledger	Expenditure	Trf to Rsv	External	Trf from Rsv	Proceeds	Muni Cash Impact	Justification
			+ / (-)	+ / (-)	+ / (-)	+ / (-)	+ / (-)		
531 - Road Construction and Maintenance	<i>EXISTING - CW3997 - MRRG Rehabilitation Project - Berrigan Dr</i>	CW	0	59,889	59,889	0	0	0	Project Completed Last FY - Main Roads came out and inspected in March Prior to the work being completed and the project was approved for New Year - MRRG Rehabilitation Project - Berrigan Dr - (EB) On ramp to Bridge over Freeway (MRRG PROJECT 21116305)
531 - Road Construction and Maintenance	<i>EXISTING - CW3997 - MRRG Rehabilitation Project - Berrigan Dr</i>	CW	0	16,555	46,555	0	0	(30,000)	Project Completed Last FY - Main Roads came out and inspected in March Prior to the work being completed and the project was approved for New Year - MRRG Rehabilitation project - Berrigan Drive (WB) - Kwinana Freeway off ramp to bridge (MRRG PROJECT 21116306)
531 - Road Construction and Maintenance	<i>EXISTING - CW3997 - MRRG Rehabilitation Project - Berrigan Dr</i>	CW	0	21,075	152,089	0	0	(131,014)	Project Completed Last FY - Main Roads came out and inspected in March Prior to the work being completed and the project was approved for New Year - MRRG Rehabilitation project - Berrigan Drive (WB) - Bridge over Freeway to Lakes Boulevard (MRRG PROJECT 21116307)
531 - Road Construction and Maintenance	CW4907 - Phoenix Rd Intersection with Sudlow Rd	CW	0	0	(2,617)	0	0	2,617	MRRG removal of Line Marking - External Funding Should be NA5132 not 5114
531 - Road Construction and Maintenance	CW4908 - North Lake Rd intersection with Forrest Road	CW	0	0	(2,560)	0	0	2,560	MRRG removal of Line Marking - External Funding Should be NA5132 not 5114
531 - Road Construction and Maintenance	CW4909 - Spearwood Ave westbound Wellard to Port Kembla	CW	0	0	(2,097)	0	0	2,097	MRRG removal of Line Marking - External Funding Should be NA5132 not 5114
531 - Road Construction and Maintenance	CW3950 - Hammond Road Branch to Bartram	CW	325,475	0	325,475	0	0	0	Direct Grant allocated of \$325,475 to CW3950
531 - Road Construction and Maintenance	CW4813 - Jandakot Road Drainage	CW	(71,388)	0	0	(71,388)	0	0	Allocate \$71388 to CW4816
531 - Road Construction and Maintenance	CW4816 - Berrigan Dr WB (Kwinana Fwy to South lake Dr)	CW	0	0	(71,388)	71,388	0	0	Initial grant budget was CR 28,100 but we need to adjust it by DR 53,388, so the budget is now DR 25,288. This has to be adjusted again by the overspent in NA6200 by \$18,000, so the final budget is DR 43,288 CW4813 to cover external funding shortfall.
531 - Road Construction and Maintenance	<i>NEW - CW3998 - Sain Rd Footpath</i>	CW	30,000	0	0	0	0	30,000	Sain Rd Footpath
535 - Road Planning and Development Services	OP4996 - Outstanding Works Bonds	OP	0	0	10,000	0	0	(10,000)	IPWEA Subdivision Guidelines Section 1.20.3 advises Local Governments to consider a non-refundable administration fee to handle the setting up of the bond agreement and its implementation should the need arise.
543 - Facilities Mtce and Management	CW4109 - Civic & Community Buildings - Signage Replacement/Upgrade	CW	(87,123)	0	0	0	0	(87,123)	

City of Cockburn
Mid-Year Budget Review 2020-21

Service Unit	Account Number	Ledger	Expenditure	Trf to Rsv	External	Trf frm Rsv	Proceeds	Muni Cash Impact	Justification
			+ / (-)	+ / (-)	+ / (-)	+ / (-)	+ / (-)		
543 - Facilities Mtce and Management	NEW - CW4993 - Demolition of Cockburn Tennis club	OP	70,000	0	0	0	0	70,000	Demolition of Cockburn Tennis club, has disbanded. Review has confirmed no interest in occupying old building. Funded from OP6088 Street Signs
543 - Facilities Mtce and Management	CW4647 - Civic and Community Buildings - Exterior and Interior Paints	CW	(39,116)	0	0	0	0	(39,116)	
543 - Facilities Mtce and Management	CW4746 - Administration Building - Staff workstation area alterations	CW	11,995	0	0	0	0	11,995	Minor overspend to undertake desk modifications.
543 - Facilities Mtce and Management	CW4752 - Coleville Crescent - Secure Pool Vehicle Parking Structure	CW	6,980	0	0	0	0	6,980	Slight overspend.
543 - Facilities Mtce and Management	CW4844 - Cockburn Integrated Health Solar Panel	CW	4,500	0	0	0	0	4,500	Slight overspend.
543 - Facilities Mtce and Management	CW4940 - Len Packham Clubrooms Bin Store- Minor Refurbishments	CW	15,000	0	0	0	0	15,000	Minor overspend to complete the necessary bin compound works, including design fees.
543 - Facilities Mtce and Management	CW4930 - Starling St Health Centre - Minor Refurbishments	CW	12,000	0	0	0	0	12,000	Minor overspend to cover some required works.
543 - Facilities Mtce and Management	OP6022 - Feasibility Study - Generating Renewable Hydrogen	OP	110,000	0	0	110,000	0	0	Additional \$110k required to be journalled from the Green Action Fund as per email from Stuart Downing to Ben Roser on 13 January 2021.
543 - Facilities Mtce and Management	NEW - CW4976 - Kumon Tenancy works	CW	100,000	0	0	100,000	0	0	Kumon Tenancy works as per email from SD to CC & BR 14/1/21. Funds to be transferred from the Land Development Reserve.
543 - Facilities Mtce and Management	CW4937 - Jean Willis - Minor Refurbishments	CW	31,350	0	0	15,675	0	15,675	Project and Asset Services identified a budget shortfall when reviewing the project and have submitted an application for an increase of \$31,350 from Municipal funds to cover the shortfall (project 50% funded from Aged & Disabled Reserve)
543 - Facilities Mtce and Management	CW4938 - Atwell Clubrooms - Minor Refurbishments	CW	41,500	0	0	0	0	41,500	Additional funds required to cover the following element to complete the project as per agreed scope and building user requirements: 1. Arborist - \$500 - Confirmation/Tree Advice 2. Relocate Irrigation - \$1,500 3. Divert Existing Services - \$5,000 4. Stormwater, maybe sewer - Service Scan - \$1,000 5. Contract Works \$41,000 Quotes received(ex GST) QBS = \$37,552.40 K-Craft = \$40,507.50 6. Staff hours \$25,000 5months @ \$5k/mth - to include WMP/sign off, DA doc's 7. Contingency(10%) - \$7,400

**City of Cockburn
Mid-Year Budget Review 2020-21**

Service Unit	Account Number	Ledger	Expenditure	Trf to Rsv	External	Trf frm Rsv	Proceeds	Muni Cash Impact	Justification
			+ / (-)	+ / (-)	+ / (-)	+ / (-)	+ / (-)		
543 - Facilities Mtce and Management	CW4936 - Bibra Lake Toilets (West)	CW	21,000	0	0	0	0	21,000	Additional funds required to cover the following element to complete the project as per agreed scope and building user requirements: 1. Contract Works - \$40,000 Quotes received(ex GST) Oban = \$38,421.75 2. Staff hours - \$ 6,000
543 - Facilities Mtce and Management	CW4379 - Disability Access Facility Improvements	CW	(20,787)	0	0	0	0	(20,787)	Minor works required this FY
543 - Facilities Mtce and Management	CW4942 - Lucius Park Changerooms - Minor Refurbishments	CW	(24,000)	0	0	0	0	(24,000)	Upon detailed review the works are no longer required
543 - Facilities Mtce and Management	CW4698 - Jandakot VBFB Constructions	CW	0	0	(163,639)	163,639	0	0	18/19 Carryforward should have been from NA4883 not External Grant - Grant Income Accrued but will not be received
543 - Facilities Mtce and Management	CW4941 - South Lake Child Care - Minor Refurbishments	CW	(12,780)	0	0	0	0	(12,780)	Project Complete - Balance to cover overspends
543 - Facilities Mtce and Management	CW4919 - Davilak Clubrooms - Minor refurbishments	CW	(9,766)	0	0	0	0	(9,766)	Project Complete - Balance to cover overspends
543 - Facilities Mtce and Management	OP6088 - Street Name Signs Mtc	OP	(70,000)	0	0	0	0	(70,000)	Fund Demolition of Cockburn Tennis Club
543 - Facilities Mtce and Management	CW4751 - Cockburn Tennis Club - Minor Refurbishments & Repairs	CW	(18,863)	0	0	(18,863)	0	0	Project completed and will be demolishing it
544 - Plant Maintenance	CW7251 - Light Fleet Commercial PL251 FESA	CW	12,231	0	0	12,231	(8,700)	8,700	
544 - Plant Maintenance	CW7663 - High Lift Bucket - Henderson (New)	CW	(37,500)	0	0	(37,500)	0	0	Lower purchase value than forecast.
544 - Plant Maintenance	CW7710 - Refurbish Iveco Compactor Truck	CW	22,750	0	0	(46,341)	69,091	0	Higher purchase value, higher than forecast proceeds.
544 - Plant Maintenance	CW7734 - Ride on Sweeper Dulevo 120DK	CW	9,856	0	0	(144)	10,000	0	Slightly higher purchase value.
544 - Plant Maintenance	CW7745 - Waste Collection rear loader PL 745	CW	39,500	0	0	(77,318)	116,818	0	Higher purchase value, higher than forecast proceeds.
544 - Plant Maintenance	CW7746 - Low Profile Rear Loading Waste Truck	CW	10,866	0	0	(18,225)	29,091	0	Higher purchase value, higher than forecast proceeds.
544 - Plant Maintenance	CW7747 - Waste Collection Rear Loading Compactor Truck (Verge Pickup)	CW	39,500	0	0	(77,318)	116,818	0	Higher purchase value, higher than forecast proceeds.
544 - Plant Maintenance	CW7750 - Inter2350E Compactor Waste Collection	CW	(252,060)	0	0	(320,241)	68,181	0	Lower purchase value as purchase made in-lieu of yet to be delivered EV truck. Proceeds from Sale of PL7494
544 - Plant Maintenance	CW7282 - New Roads Graffiti Truck PL282	CW	(7,000)	0	0	2,091	(9,091)	0	Slightly lower purchase value, slightly lower proceeds.
544 - Plant Maintenance	CW7776 - New Landfill compactor	CW	(100,000)	0	0	(75,000)	(25,000)	0	Lower purchase value, lower proceeds.
544 - Plant Maintenance	CW7785 - Hino sideload Recycle Truck 29m3	CW	(254,260)	0	0	(322,441)	68,181	0	Lower purchase value as purchase made in-lieu of yet to be delivered EV truck. Proceeds from Sale of PL7524
544 - Plant Maintenance	CW7749 - Truck Rubbish Waste 22m3	CW	(40,000)	0	0	0	(40,000)	0	Budget incorrectly reflected purchase value & proceeds of PL against other CW.

**City of Cockburn
Mid-Year Budget Review 2020-21**

Service Unit	Account Number	Ledger	Expenditure	Trf to Rsv	External	Trf frm Rsv	Proceeds	Muni Cash Impact	Justification
			+ / (-)	+ / (-)	+ / (-)	+ / (-)	+ / (-)		
544 - Plant Maintenance	CW7752 - Truck Rubbish Waste 22m3	CW	(40,000)	0	0	0	(40,000)		Budget incorrectly reflected purchase value & proceeds of PL against other CW.
544 - Plant Maintenance	CW7211 - Light Fleet Rates Manager PL211	CW	(3,894)	0	0	(11,481)	7,587	0	Lower purchase value, higher proceeds.
544 - Plant Maintenance	CW7234 - PL234 Plant Coordinator - Steve Elliott	CW	(2,000)	0	0	(10,000)	8,000	0	Lower purchase value, higher proceeds.
544 - Plant Maintenance	CW7266 - PL266 Parks Retic	CW	2,500	0	0	2,500	0	0	Slightly higher purchase value.
544 - Plant Maintenance	CW7268 - PL268 Ranger vehicle Supercab	CW	3,695	0	0	(5,850)	9,545	0	Higher purchase value, higher than forecast proceeds.
544 - Plant Maintenance	CW7279 - PL279 Roads Supervisor - Liz Beattie	CW	2,168	0	0	(1,560)	3,728	0	Lower purchase value, higher proceeds.
544 - Plant Maintenance	CW7280 - PL280 Roads Design - Ossie Pereira	CW	(103)	0	0	(8,830)	8,727	0	Higher purchase value, higher than forecast proceeds.
544 - Plant Maintenance	CW7287 - PL287 Ranger vehicle Supercab	CW	5,924	0	0	(3,621)	9,545	0	Higher purchase value, higher proceeds value.
544 - Plant Maintenance	CW7425 - PL425 Landfill Coordinator - M Haynes	CW	3,333	0	0	(5,667)	9,000	0	Higher purchase value, higher proceeds value.
544 - Plant Maintenance	CW7426 - PL426 Strategic planning svcs - C Catherwood	CW	(2,190)	0	0	(4,644)	2,454	0	Lower purchase value, higher proceeds.
544 - Plant Maintenance	CW7540 - PL540 Community Safety Manager - M Emery	CW	3,000	0	0	(5,727)	8,727	0	Higher purchase value, higher proceeds value.
544 - Plant Maintenance	CW7546 - PL546 OSH Advisor - Sam Baron	CW	(7,332)	0	0	(11,737)	4,405	0	Lower purchase value, higher proceeds.
544 - Plant Maintenance	CW7555 - Emergency Management Coordinator Supercab (NEW)	CW	(2,000)	0	0	(10,182)	8,182	0	Lower purchase value, higher proceeds.
544 - Plant Maintenance	CW7556 - PL556 CARC Manager - Brett McEwin	CW	(34,000)	0	0	(21,000)	(13,000)	0	Vehicle will not be replaced as role incorporates vehicle allowance.
544 - Plant Maintenance	CW7576 - CoSafe Vehicle 6	CW	6,919	0	0	6,919	0	0	Higher than forecast purchase value.
544 - Plant Maintenance	CW7597 - Marina & Coastal - 2WD dual cab utility	CW	(3,300)	0	0	0	0	(3,300)	Lower than forecast purchase value.
544 - Plant Maintenance	CW7792 - PL792 Playground Officer - Steve Millios	CW	(800)	0	0	(1,800)	1,000	0	Lower purchase value, higher proceeds.
544 - Plant Maintenance	CW7209 - PL209 Roads - Works Manager - Colin MacMillan	CW	1,500	0	0	(6,132)	7,632	0	Higher purchase value, higher proceeds value.
544 - Plant Maintenance	CW7241 - PL241 Roads Supervisor - T Atkins	CW	1,000	0	0	(5,227)	6,227	0	Higher purchase value, higher proceeds value.
544 - Plant Maintenance	CW7243 - PL243 Parks Supervisor - Logan Vickers	CW	1,500	0	0	(4,363)	5,863	0	Higher purchase value, higher proceeds value.
544 - Plant Maintenance	CW7253 - PL253 Parks Project Officer - Craig Martindale	CW	1,000	0	0	(3,636)	4,636	0	Higher purchase value, higher proceeds value.
544 - Plant Maintenance	CW7267 - PL267 Parks Retic	CW	1,000	0	0	(3,363)	4,363	0	Higher purchase value, higher proceeds value.
544 - Plant Maintenance	CW7356 - Roads Sweeper Trailer PL 356	CW	(35,000)	2,727	0	(33,000)	727	0	Cancelled Purchase higher proceeds.
544 - Plant Maintenance	CW7459 - Skid Steer Trailer 4.5 Tonne PL4591 New 2008/9 Roads	CW	(25,000)	0	0	(23,000)	(2,000)	0	Refurbishment only required. No disposal.
544 - Plant Maintenance	CW7497 - PL497 Roads Flat Trailer	CW	(25,000)	0	0	(23,000)	(2,000)	0	Refurbishment only required. No disposal.
544 - Plant Maintenance	CW7333 - PL333 Jean Willis Trailer	CW	(10,000)	1,000	0	(9,000)	0	0	Purchase cancelled, proceeding with disposal only.
544 - Plant Maintenance	CW7716 - Truck Under 5T - Roads Services	CW	(7,430)	0	0	(5,610)	(1,820)	0	Lower purchase value, lower proceeds.
544 - Plant Maintenance	CW7751 - Inter 2350G Compactor Waste Collection	CW	(247,796)	0	0	(255,068)	7,272	0	Lower purchase value as purchase made in-lieu of yet to be delivered EV truck. Proceeds from the Sale of PL7505

**City of Cockburn
Mid-Year Budget Review 2020-21**

Service Unit	Account Number	Ledger	Expenditure	Trf to Rsv	External	Trf frm Rsv	Proceeds	Muni Cash Impact	Justification
			+ / (-)	+ / (-)	+ / (-)	+ / (-)	+ / (-)		
544 - Plant Maintenance	CW7774 - Roads Small Loader	CW	(150,000)	0	0	(97,500)	(52,500)	0	Replacement cancelled due to very low utilisation.
544 - Plant Maintenance	CW7800 - High Lift Loader Bucket	CW	(7,150)	0	0	(7,150)	0	0	Lower purchase value.
544 - Plant Maintenance	CW7801 - Green Waste Decontamination Plant	CW	5,200	0	0	5,200	0	0	Higher purchase value.
544 - Plant Maintenance	<i>EXISTING - CW7225 - PL225 Building Alan Savage</i>	CW	35,000	0	0	21,000	14,000	0	Alan Savage Vehicle b/fwd due to high utilisation
544 - Plant Maintenance	<i>EXISTING - CW7541 - Light Fleet Passenger Vehicle Manager Communications PL</i>	CW	0	21,000	0	0	21,000	0	Sam Seymour-Eyles vehicle returned in-lieu of vehicle allowance.
544 - Plant Maintenance	<i>EXISTING - CW7270 - Light Vehicle - Plant Workshop -</i>	CW	35,000	0	28,240	6,760	0	0	Replacement of PL2706 written off in accident. New CW will be CW7270. Funded from reimbursement insurance claim and Plant Reserve
544 - Plant Maintenance	CW7233 - PL233 Roads - Ahmed Abdul Qader	CW	(5,000)	0	0	(5,000)	0	0	Vehicle originally allocated to J McDonald. Utility option to be supplied as custodian is commuter only.
545 - Port Coogee Marina	836-5599 Marina Pen Fees - Direct	GL	0	0	148,108	0	0	(148,108)	Revenue increased to reflect 2019-20 income due to similar occupancy rates and no pen fee increase.
545 - Port Coogee Marina	CW4970 - Chieftain Esplanade - Road Closure Infrastructure	CW	(18,000)	0	(18,000)	0	0	0	This project is funded from the Local Roads and Community Infrastructure Grant and will not be going ahead. Grants to be notified to possibly boost other current LRCI Projects.
545 - Port Coogee Marina	CW4819 - Jetty Section Replacement	CW	(60,000)	0	0	(60,000)	0	0	Project to be deferred to 2021-22 as marina at capacity and therefore unable to carry out works due to lack of marina berths. Project to be carried forward and undertaken when marina expansion complete or empty berths are available.
545 - Port Coogee Marina	CW4726 - Marina Stage 2 – Planning and Preliminary Works	CW	106,271	0	0	0	0	106,271	Additional design expenditure incurred due to higher than expected prices tendered plus unforeseen fire compliance, Department of Transport design restrictions encountered during design process resulting in additional design cost
546 - Coastal Engineering Services	OP9176 - Coastal Vulnerability & Adaptation Planning	OP	36,305	0	500	7,994	0	27,811	Cockburn Sound Coastal Alliance initiative (hydrographic survey of the sound) is to be undertaken Apr 2021. Funds previously contributed by member councils or such initiatives were not previously carried forward from last FY and therefore need to be reallocated to cover this expenditure.

City of Cockburn
Mid-Year Budget Review 2020-21

Service Unit	Account Number	Ledger	Expenditure	Trf to Rsv	External	Trf frm Rsv	Proceeds	Muni Cash Impact	Justification
			+ / (-)	+ / (-)	+ / (-)	+ / (-)	+ / (-)		
546 - Coastal Engineering Services	EXISTING - OP8966 - Port Coogee Sand Bypass	OP	80,000	0	0	50,000	0	30,000	OP8966 - Port Coogee Sand Bypass Undertake dredging environmental impact study ahead of dredging works for sand bypass & back-passing in spring 2021. Likely to be a sand deficit this year, which was not know prior to start of FY hence no budget originally allocated. Good justification for significant WEMP funding due to most benefit for study going to Port Coogee Sand Bypassing
	Adjust opening funds b/fwd from 2019-20	GL	0	0	0	0	0	(292,624)	Post completion of the audit of the 2019-20 financial accounts, the closing surplus increased from \$11,878,427 to \$12,171,051 (as reported to Council in the monthly financial reports).
			(6,787,858)	9,205,534	2,155,042	(483,289)	436,689	16,611	

16. ENGINEERING AND WORKS DIVISION ISSUES**16.1 (2021/MINUTE NO 0009) COMMERCIAL FOOD WASTE TRIAL**

Author C Courtauld

Attachments N/A

RECOMMENDATION

That Council:

- (1) endorse the provision of a commercial food waste service; and
- (2) adopt an annual charge of \$260 per bin service to be included in the Annual Budget 2021-22 Fees and Charges.

COUNCIL DECISION

MOVED Cr K Allen SECONDED Cr P Eva

That the recommendation be adopted.

CARRIED UNANIMOUSLY 9/0

Background

In August, 2020, after receiving a grant from the State Government Community and Industry Engagement Program (\$18,257 excluding GST), the City of Cockburn (the City) commenced the Commercial Food Waste Trial (the trial). The trial conclusion is set for the end of February 2021.

This report provides results and feedback of the trial to allow for a Council decision on whether the commercial food waste service will be continued and provided City-wide before the trial's conclusion.

Submission

N/A

Report

Food organics are a focus material of the State Government's Waste Avoidance and Resource Recovery Strategy 2030 (State Waste Strategy), with 5.3 million tonnes of food wasted in Australia each year.

The City's Waste Strategy 2020-2030 aligns with the State Waste Strategy and includes a commercial food waste collection service to ensure that organic material is recovered for its highest possible reuse.

The City typically provides commercial rate-paying premises with a 240L general waste bin service and a 240L recycle bin service. Additional bin services are able to be requested if these are insufficient for their needs.



Food waste from City restaurants and commercial food retailers is typically placed in the general waste bin and taken to the Henderson Waste Recovery Park (HWRP).

Food waste that is sent to landfill decomposes to produce potent greenhouse gases, reduces landfill capacity, and represents a loss of valuable organic material which could otherwise be recovered for productive use. As an alternative, if recovered, this nutrient-rich resource can be used to produce valuable biogas, compost and bio-fertiliser.

The Commercial Food Waste Trial involves diverting a clean source of food waste out of a mixed general waste stream, thereby supporting the State Waste Strategy 'Recover' objective.

The trial enables food waste to be processed into a bio-fertiliser with all methane captured to generate electricity. In the longer term, this food waste will be diverted from the Energy from Waste (EfW) stream, support the closed loop economy principle of retaining resources in their highest value state, and contribute to the State Waste Strategy target of only recovering energy from residual waste.

The trial has provided all participating businesses with the opportunity to collect their food waste in separate bins and divert it to a higher value use.

To ensure the trial's success, 30 businesses (ie: food retailers and restaurants) were carefully selected and provided with a total of 63 free food waste bins and compostable liners, educational material, and face to face training. After commencement, waste audits were undertaken and ongoing support was provided by the Waste Education Team.

All food waste collected during this trial is being taken to Richgro's Bioenergy Plant in Jandakot. The food waste is processed through an anaerobic digester to produce high quality bio-fertiliser and energy (via methane capture), which is fed into the electricity grid.

By producing an average 60,000 litres of bio-fertiliser per day, Richgro are powering homes in the City of Cockburn as well as the Richgro site, running on green energy. The cost of processing this waste is considerably reduced at \$60/tonne.

The education process conducted by the City's Waste Education Team was successful in reducing contamination below the maximum level acceptable to Richgro. All food waste truck loads have been accepted by Richgro, with feedback from their plant manager being positive.

The waste education provided to over 30 businesses as part of this trial has not only improved the resource recovery within each business, but has also translated into improved home waste management.



The trial has demonstrated that City businesses can sort their food waste correctly, to allow for this clean waste stream to be processed, generating electricity and bio-fertiliser.

In less than six (6) months the trial has diverted over 30 tonnes of food waste from landfill, which equates to the prevention of 58,064 kg (CO₂-equivalent) greenhouse gas emissions. This is equivalent to approximately 14 years of electricity consumption for an average Australian household. This conversion is based on the Australian Government "Watch My Waste" Calculator.

The environmental and financial benefits of producing contamination-free, non-polluting, commercially viable bio-fertiliser and power were highlighted through various communication channels.

The trial received ample positive media attention, including an ABC radio interview and articles in the Cockburn Gazette, Sydney Morning Herald, Bioenergy Insight Magazine and the Inside Waste News.

This trial has successfully helped local businesses become more environmentally sustainable, reduce their greenhouse gas emissions, reduce waste to landfill, and reduce the costs of general waste service. The trial has shown that a commercial food waste service supports the local community, environment and circular economy.

Following this trial, a wider roll-out of a commercial food waste service across the City would assist in meeting the State's recovery target and would reduce tonnage being sent to landfill and the future EfW plant. The service would also support City's sustainability initiatives, Waste Strategy and Climate Change Policy.

To ensure long-term financial viability of a commercial food waste service, a fee for this service is proposed from 1 July 2021. Feedback provided from businesses shows the majority would continue the service if there was an allocated bin fee less than that of a general waste service.

Applying a fee to this service from 1 July 2021 will enable a seamless continuation of the service with no disruption to current participating businesses. The current trial to the selected business will continue to be a free service until 30 June 2021 to acknowledge the high quality support, maintain training and identify any gaps so as to ensure the continued diversion of food waste from landfill.

Strategic Plans/Policy Implications

Local Economy

A sustainable and diverse local economy that attracts increased investment and provides local employment.

- Plan for and facilitate opportunities for local business (including home business and sole traders), local activity centres and industry to thrive.



Environmental Responsibility

A leader in environmental management that enhances and sustainably manages our local natural areas and resources.

- Minimise the City's waste to landfill through reducing, reusing, re-purposing, re-gifting and recycling of waste.

Listening and Leading

A community focused, sustainable, accountable and progressive organisation.

- Actively advocate and seek regional collaboration focussed on growing the wellbeing and self-sufficiency of the community to better meet their social, environmental and economic needs.

Budget/Financial Implications

The City has ready access to staff, fleet and equipment to deliver this service City-wide, however labour and logistics for this new service is greater per bin than general waste due to its bespoke business model.

A 240L commercial general waste bin, serviced weekly, currently costs \$338 per annum. It is proposed to charge \$260 for a 240L commercial food waste bin resulting in a \$78 saving. This rate was struck as a balance between cost recovery for the City and providing an adequate financial incentive to encourage current businesses to continue using the service and enticing new business on board. With over 400 food related business in the City, the potential growth of this new service will result in annual cost revisions to ensure a balanced cost recovery.

Costs were benchmarked against other LGA's with the City of Perth having a comparable service with costs of \$193 for a 120L bin and \$384 for a 240L bin.

The Richgro food waste disposal fee is \$100 less than that of landfill entry gate fee of \$160 and are committed to receiving current tonnages and future increases as required.



Expenses Activity	Unit Cost	Total
Food waste disposal / tonne	\$60	
Food waste disposal / annum (1.7t/week)		\$5,304
Labour / hour	\$70	
Labour / annum (4 hours/week)		\$14,560
Truck cost / hour	\$31	
Truck cost / annum (4 hours/week)		\$6,448
Expenses per annum		\$26,312
Revenue		
Commercial food waste bin fee / annum	\$260	
Total revenue/annum (63 x 240L bins)		\$16,380
Savings per tonne diverted from landfill	\$100	
Total savings / annum (1.7t/week)		\$8,840
Revenue / Savings per annum		\$25,220
		(\$1,092)

Table 2: Expenses and revenue associated with the commercial food service

Legal Implications

N/A

Community Consultation

The City undertook a survey of participating businesses in November and December 2020. In summary, all participants surveyed were either satisfied or very satisfied with the food waste service, and the waste education provided by the City's Community Waste Education Officers.

All participants would recommend the service to other businesses and the majority would continue the service if there was an associated fee provided that fee was less than the cost of a general waste bin.

The main motivator for businesses to use a food waste bin was to help the planet, with saving money ranked as the least influential.

The businesses very clearly advocated the City's approach to reducing food waste to landfill, to reduce greenhouse gas emissions and benefit the environment.

Risk Management Implications

If the commercial food waste service is not endorsed, Council risks losing the value of the grant and the benefit of the waste training to date, as well as the potential to have a City-wide commercial food waste service. The opportunity provided by the Community and Industry Engagement Program grant would be lost.

There is also the risk of disappointing local participating businesses who have greatly appreciated the service and the provided opportunity to reduce their environmental impact. Based on this, community expectations around waste and sustainability may not be met if the commercial food waste service is not endorsed.

Advice to Proponents/Submitters

N/A

Implications of Section 3.18(3) *Local Government Act 1995*

Nil



17. COMMUNITY SERVICES DIVISION ISSUES

Declaration of Interest

The Presiding Member advised the meeting a Declaration Of Impartiality Interest had been received from Cr Phoebe Corke, in relation to Item 17.1, pursuant to Regulation 11 *Local Government (Rules of Conduct) Regulations 2007*.

Nature of Interest: Cr Corke is Chairperson of the Hamilton Hill Community Group and was involved in the Aboriginal Hamilton Hill Swamp Precinct and in the initial consultation process for the proposed Hamilton Hill Centre, which included Dixon Reserve as a possible location.

17.1 (2021/MINUTE NO 0010) DIXON PARK AND WALLY HAGAN RECREATION CENTRE REDEVELOPMENT

Author T Moore

Attachments

1. Site Master Plan - Option 1 [↓](#)
2. Site Master Plan - Option 3 [↓](#)
3. Aboriginal Heritage Site Plan Options [↓](#)

RECOMMENDATION

That Council:

- (1) no longer proceed with the following part of the (2018/Minute No. 0018) resolution carried at the October 2018 Ordinary Council Meeting;
 - (3) *endorses Option 1 for Dixon Park/Wally Hagan Recreation Centre (6 courts) as the preferred development, with Option 3 as the second preference;*
- (2) endorse Design Option 3 (Attachment 2) as Council's preferred option to undertake the Dixon Park/Wally Hagan Recreation Centre redevelopment;
- (3) note the commencement of a Section 18 (*Aboriginal Heritage Act 1972*) approval process to further progress the design as per Attachment 2; and
- (4) receive a further report at a later date once the Section 18 (*Aboriginal Heritage Act 1972*) process is complete and the outcome known.

COUNCIL DECISION

MOVED Cr T Widenbar SECONDED Deputy Mayor L Kirkwood
That Council:

- (1) adopt 1-4 as recommended; and
- (2) add recommendation 5 - advise the Department of Planning Lands and Heritage of the historical reports on the environmental



setting of Dixon Park and the surrounding area, including the significant site investigations carried out in the area and recommends that the reports be incorporated into the Section 18 application and subsequent report referred to in recommendation (4) above.

CARRIED 6/3

For: Mayor L Howlett, Deputy Mayor L Kirkwood, Cr K Allen, Cr M Separovich, Cr C Terblanche and Cr T Widenbar

Against: Cr P Corke, Cr P Eva and Cr C Stone

Reason for Decision

There has been significant study, at considerable cost, undertaken on the Dixon Park area which has not been included in this item. It is considered appropriate for Council to recommend that the Department of Planning, Lands and Heritage assess the site as a whole, including the environmental history, when preparing the section 18 Report.

Background

Dixon Park is located on the corner of Starling and Hurford Street, Hamilton Hill. The site is home to the Wally Hagan Recreation Centre, primarily used for basketball.

At the October 2018 Ordinary Council Meeting, Council was presented with the Western Suburbs Sporting Precinct Study (WSSPS) and resolved the following;

'That Council:

- (1) notes the feedback received on the Draft Western Suburbs Sporting Precinct Study;*
- (2) adopts the Final Western Suburbs Sporting Precinct Study;*
- (3) endorses Option 1 for the Dixon Park/Wally Hagan Recreation Centre (6 courts) as the preferred development, with Option 3 as second preference;*
- (4) authorises staff to progress negotiations with Land Corp (now Development WA) to develop a lease agreement for the Cockburn Coast Oval site to allow development of the Oval to be brought forward;*
- (5) receives a future Business Case proposal on the development of Dixon Park/Wally Hagan Recreation Centre, inclusive of the outcome of the negotiations to obtain access to the Main Roads (Roe Highway Stage 9) road reservation; and*
- (6) notes that prioritisation of the projects contained within the Western Suburbs Sporting Precinct Study will be considered as part of the Final Community Sport and Recreation Facilities Plan due to be presented for Council consideration in December 2018.'*



In October 2019, the Hamilton Hill Community Group secured State Government funding from the Office of Heritage, and the Honourable Minister Simone Frances McGurk, MLA for the Fremantle electorate.

The funding was used to complete development of the Hamilton Hill Swamp Precinct Aboriginal and Early European Heritage Study (HHSPAEEHS), with support from the City of Cockburn and the Department of Planning, Lands and Heritage.

Terra Rosa Consulting were selected as experienced heritage consultants, and undertook extensive consultation with traditional owners and local residents to inform the Indigenous and Early European history and significance of the precinct.

Findings from the study have implications on Council's preferred development option for the site, and as such, options to proceed with the development are now presented to Council for consideration.

Submission

N/A

Report

The development of Dixon Park was identified in the WSSPS as critical to ensure the future active sport and recreation needs of the growing local community are able to be met.

In particular, the study presented three potential development options for Dixon Park/Wally Hagan Recreation Centre:

- (2) Option 1 - New build of Wally Hagan Recreation Centre (6 courts) incorporating the adjoining Main Roads lot (refer Attachment 1 - Council preferred option),
- (3) Option 2 - New build of Wally Hagan Recreation Centre (6 courts) confined to Dixon Park,
- (4) Option 3 - Upgrade and expand existing Wally Hagan Recreation Centre (6 courts) and develop two (2) rectangular playing fields on Dixon Park (*Attachment 2* - Council second preferred option).

Council adopted Option 1 as its preferred design option, with Option 3 identified as the second best option should Council's preferred option not be feasible.

The HHSPAEEHS has identified a large portion of Dixon Park and adjoining lands as areas of significance. The key outcome of this is that the area outlined (refer Attachment 3) is to be registered as a significant Aboriginal Heritage Site. This means in order to progress any future development within this area, Section 18 (*Aboriginal Heritage Act 1972*) approval process would need to be completed.

In addition, the area to the south of Wally Hagan Recreation Centre was identified by traditional owners to be rehabilitated and vegetated. This

recommendation essentially renders Council's preferred development option (Option 1) unachievable, as the proposed location for the new Wally Hagan Recreation Centre would require development to occur in this area.

The HHSPAEEHS further includes the following recommendation:

Non-Aboriginal community members advised that they wished for the infilled swamp within Dixon Reserve to be re-vegetated and re-instated to its original wetland environment.

The reinstatement of the infilled swamp was significantly investigated as part of the development of the WSSPS, with an estimated costing of \$30M-\$50M, due to the level of contamination. As such, this was determined to be not feasible, and was not recommended.

Council's second preferred development option (Option 3) is to consolidate the redevelopment of Wally Hagan Recreation Centre and the creation of two new rectangular playing fields within the Dixon Park site.

This design option will allow development to occur outside the area identified to be rehabilitated by the traditional owners and the area of significance to the east of the stables.

The intention is to allow the City to proceed with further consultation and approval processes as part of continuing the design process for the site. This will allow the City to seek external funding opportunities through both State and Federal funding avenues as they arise.

Should Council be supportive, it is recommended that Option 3 now be endorsed as the preferred development option. Noting that in order for the project to proceed to more detailed design and investigation, a Section 18 (*Aboriginal Heritage Act 1972*) approval and consultation process will be required to be completed.

Strategic Plans/Policy Implications

Environmental Responsibility

A leader in environmental management that enhances and sustainably manages our local natural areas and resources.

- Provide accessible high-quality open spaces and parks for community benefit.

Community, Lifestyle and Security

A vibrant healthy, safe, inclusive and connected community.

- Provide community, sport, recreational, and cultural facilities and infrastructure to meet our community needs.



Budget/Financial Implications

The estimated costings for Option 1 and Option 3 are as follows:

- Option 1 - \$36M
- Option 3 - \$26M

As such, should Council be supportive of the recommendation, an approximate saving of \$10M would be realised.

Within the 2020/2021 budget, \$70,000 was included to complete further feasibility and business case development. The associated costs for completing the Section 18 approval and consultation process would be derived from this budget amount.

Legal Implications

Section 18 of the *Aboriginal Heritage Act 1972* refers to where land users conclude that impact to a site is unavoidable and the consent of the Minister must be sought.

Community Consultation

The WSSPS included a significant amount of community consultation throughout the process and in particular on the various options relating to the redevelopment of Dixon Park.

The outcomes of the consultation on Option 1 and Option 3 were as follows:

- Option 1 – (New build Wally Hagan Recreation Centre and fields development incorporating adjacent Main Roads land)
 - Support/strongly support - 231 votes
 - Oppose/strongly oppose – 62 votes
- Option 3 – (Redevelopment/Expansion of existing building, with development confined to within Dixon Park)
 - Support/strongly support – 203
 - Oppose/strongly oppose – 69

As part of development of the HHSPAEEHS a significant amount of consultation was undertaken with local elders, the Aboriginal Reference Group and the broader local community. The feedback received was considered and informed the outcomes of the plan.

In addition, staff recently confirmed with the Cockburn Basketball Association that they are now supportive of the preferred design being Option 3.

The Association further advised they are experiencing significant growth in membership numbers, with some age groups now being capped at capacity.

If Council is supportive of Option 3 now being the preferred design, further in depth consultation would occur with local elders as part of the Section 18 approval process.



Should Section 18 approval be received, more consultation would then occur during the next phases of the design with the broader community.

Risk Management Implications

Both Option 1 (80%) and Option 3 (75%) received a very high level of community support during the consultation process held during the development of the WSSPS.

Should Council decide to not proceed with either development option at this stage, this would present a “High” level of “Brand/Reputation” and “Compliance” risk to the City.

Advice to Proponents/Submitters

N/A

Implications of Section 3.18(3) *Local Government Act 1995*

Nil





**Development Option 1 -
Expansive Development:**

- Develop a new four court basketball facility partly on Dixon Park and partly on adjacent land (currently within the control of Main Roads WA). Development to include community facility (gym, function space, public toilets, storage, group fitness) on Dixon Park.
- Existing Stadium to be retained until new stadium facility is ready for occupation.
- Development of 2 multipurpose fields on Dixon Park.
- Development of new oval on adjacent Main Roads WA land with trotting track around.
- Incorporate unisex changing room within the extended stadium to service the new rectangular pitches and oval.
- New floodlighting to multipurpose fields and oval.
- Relocation of skate park and pump track to south of multipurpose fields.
- Relocate existing sump.
- Enhance tree planting within and on the perimeter of the site to align with an ecological corridor and potential bush link.
- 249 bay car park.
- Optional 2 basketball court extension.

cockburn western suburbs sporting precinct
wally hagan centre
proposed site plan - option 1

starling street
hamilton hill
wa 6163

SK01 F
17-107
1:1000 @ A1
SEP 2018





Option 3 - Reclad existing building and extend:

Develop off existing basketball stadium and create additional two courts and community facility (including gym, function space, public toilets, storage, group fitness).

Redevelop existing two-story element of basketball stadium to increase functionality.

Development of 2 multi-purpose playing fields on Dixon Park.

Incorporate unisex changing room within the extended stadium to service the new rectangular pitches.

New floodlighting to rectangular pitches.

Relocation of skate park and pump track to south of multi-purpose playing field.

Relocate existing sump.

Enhance tree planting within and on the perimeter of the site to align with an ecological corridor.

167 bay car park.

cockburn western suburbs sporting precinct
wally hagen centre
proposed site plan - option 3

stirling street
hamilton hill
wa 6163

SK04 C
1:1000
SEP 2018



Aboriginal Heritage Site Plan - Current Imagery

Job No: COC1901

Map No: A_SP5


Coordinate System: GDA 1994 MGA Zone 50

Date: 28/07/2020



Scale

1:3,000

TERRA ROSA
CONSULTING

Aboriginal Heritage Site Plan - Current Imagery

Job No: COC1901

Map No: A_SP5

Coordinate System: GDA 1994 MGA Zone 50

Date: 28/07/2020



Scale

1:3,000

0 50 100 200 300 400
Meters

Declaration of Interest

The Presiding Member advised the meeting a Declaration of Proximity Interest had been received from Deputy Mayor Lara Kirkwood in relation to Item 17.2, pursuant to Section 5.60B of the *Local Government Act 1995*.

Nature of interest: Deputy Mayor Kirkwood lives in the same unit strata complex as the application and is a member of the Corporate Executive Committee.

7.55pm Deputy Mayor Lara Kirkwood left the meeting.

17.2 (2021/MINUTE NO 0011) MULTIPLE DOG APPLICATION - 4/39 PEPPERMINT GARDENS AUBIN GROVE

Author M Emery

Attachments

1. Community Objections [↓](#)
2. Aerial View of 4/39 Peppermint Gardens, Aubin Grove [↓](#)

RECOMMENDATION

That Council:

- (1) reject the Multiple Dog Application dated 10 September 2020 from Stefan Truslove, 4/39 Peppermint Gardens, Aubin Grove, to keep three (3) dogs at the property; and
- (2) provide the owner with three (3) months to rehome one of the three dogs of his choosing, subject to this application.

COUNCIL DECISION

MOVED Cr C Terblanche SECONDED Cr C Stone

That the recommendation be adopted.

CARRIED 7/1

For: Mayor L Howlett, Cr K Allen, Cr P Corke, Cr C Terblanche, Cr P Eva, Cr C Stone and Cr T Widenbar

Against: Cr M Separovich

7.57pm Deputy Mayor Lara Kirkwood returned to the meeting.

Background

The City has received an application to keep three (3) dogs at a residence at 4/39 Peppermint Gardens, Aubin Grove. The application was the end result of a community complaint to City Rangers.

Pursuant to the City's *Consolidated Local Law 2000*, Division 3, part 2.9, owners or occupants within the City of Cockburn require approval to keep more than two (2) dogs over the age of three months.



Applicants must be able to demonstrate there are no bona fide objections prior to an approval being granted.

According to the Council's Delegated Authority, LGACS11 – "Applications to Keep More Than Two (2) Dogs at a Residential Property", in the event that any objections are received, an applicant may not keep more than two dogs without the approval of Council. During the course of public consultation relating to this application, the City received five objections. As a consequence, the application to keep more than two dogs at 4/39 Peppermint Gardens, Aubin Grove, is presented to Council for consideration.

Submission

N/A

Report

In accordance with the City's Local Law, the owner of 4/39 Peppermint Gardens, Aubin Grove has sought retrospective approval to home three (3) dogs on the property. The dogs are:

	Breed	Age	Gender
Dog 1	Staffy	7 years	Male
Dog 2	Pug	3 years	Female
Dog 3	Pug	2 years	Male

Retrospective approval was sought only after Rangers were alerted to three dogs residing at the address. Through the applicant's own photographs and admission, the dogs subject to this application were used to breed, and at the time of the application the property was housing seven (7) dogs, all over three months of age and unregistered.

Pursuant to the City's Local Law, neighbouring properties were notified of the application. The City has received five submissions (refer Attachment 1). All submissions opposed approval of the application.

While reviewing this application, City Officers noted the applicant's property is a 230m² residential strata style property (refer Attachment 2), of which approximately 32m² is exposed backyard. Although there is no legal basis to determine minimal property sizes, it is noted that the small property size is most likely not sufficient to sustainably keep three dogs.

Additionally, the objections received for this application further support the City Officer's assertions that the size of the property is inadequate to keep three dogs.

Based on:

- Overall size of the property
- Long-term welfare of the three dogs
- Possible future breeding activities



- Objections received,

it is recommended that this application be refused.

It should be noted that if the matter is referred to the State Administrative Tribunal, City Officers are able to act on behalf of Council to mediate an outcome throughout proceedings.

Strategic Plans/Policy Implications

Listening and Leading

A community focused, sustainable, accountable and progressive organisation.

- Ensure good governance through transparent and accountable, planning, processes, reporting, policy and decision making.

Budget/Financial Implications

N/A

Legal Implications

City of Cockburn Consolidated Local Law 2000, Division 3, part 2.9.

Community Consultation

As part of the application process, City Officers wrote to neighbouring homes within 50 metres of the applicant's address.

The City received five submissions in relation to the application to keep three (3) dogs at 4/39 Peppermint Gardens, Aubin Grove. All submissions opposed the application (refer Attachment 1). Identifiable details of the submissions have been redacted.

Risk Management Implications

If approval is given, there may be adverse community reaction for all future instances of nuisance dog behaviour from the property. Accordingly, there is a "Substantial" level of localised possible "Brand/Reputation" risk associated with this item.

Advice to Proponents/Submitters

The proponents and those who lodged a submission on the proposal have been advised that this matter is to be considered at the 11 February 2021 Ordinary Council Meeting.

Implications of Section 3.18(3) *Local Government Act 1995*

Nil

Community Objections (Attachment 1)

Objection 1	<p>In regard to the application from Unit 4 to have 3 dogs on the premises (more than 2).</p> <p>My concern is that being in a survey strata close proximity to neighbors to continual barking when nobody home causes a disturbance.</p> <p>Also</p> <p>One of the PUGS recently had Pups which leads into another question that they had more than three dogs on the premises at that time and would only give my consent if the Pugs were sterilized and not used again as a breeding pair.</p> <p>When the Ranger called, from a anonymous phone call, the other week did they ask if the Pups were there and if the dogs were being sterilized?</p> <p>Concerned that this would become a precedent for others in this 14 Unit Survey Strata and no request was asked direct to the Committee of Management of the Strata and still hasn't been.</p> <p>All other owners who have pets have complied with the Strata By-Laws and council ruling of dog/cat on premises (2 dogs unless permission requested for more from the City Council</p> <p>Pups are allowed until 12 weeks old then they need to be sold or moved on).</p> <p>[REDACTED] 39 Peppermint Gardens Aubin Grove</p> <p>Mobile: [REDACTED]</p> <p>[REDACTED]/39 Peppermint Gardens Aubin Grove WA</p> <p>Email: [REDACTED]</p>
Objection 2	<p>Good afternoon</p> <p>Re: Request from 4/39 Peppermint Gardens, Aubin Grove to have more than two (2) dogs on the premises.</p> <p>I oppose the request based on having lived next door to unit 4 for the past 4 years and having to put up with the at times constant barking from the original two dogs. I am unable to step outside my back door without the dogs barking particularly when the owners are absent from the property. The area out the back is very confined and having three dogs reduces their ability to have any space along with the smell of dog poo, which at times in the hotter months is not pleasant as most of their business is done on the side facing my back door.</p> <p>Thank you for the opportunity to make comment.</p> <p>Regards</p> <p>Unit [REDACTED] 39</p>
Objection 3	<p>To whom it may concern</p> <p>Please see below a CONFIDENTIAL OBJECTION to application R20/05534 for 3 dogs at 4/39 Peppermint Gardens, Aubin Grove</p>



	<p>The main reasons for the objection is the proximity to homes and the size of the backyard.</p> <p>The unit listed in the application is part of a 10 block of units with 9 units sharing a common driveway. There are houses backing directly on all 3 sides of the application address and with extremely small backyards. It is cruel to keep 3 dogs in an extremely small confined space and no garden. The dogs currently at the property are rarely walked by the owners. The pug occasionally gets out of the house and runs down the street out of control. The noise at times can be loud due to ongoing barking when no one is home.</p> <p><u>DETAILS TO REMAIN CONFIDENTIAL</u></p> <p>██████████ ██████████/39 Peppermint Gardens, Aubin Grove</p>
Objection 4	<p>Hi</p> <p>I am writing to object to the application for the keeping of more than two dogs at 4/39 Peppermint Gardens Aubin grove.</p> <p>In brief my objection centres around two points;</p> <ol style="list-style-type: none"> 1. The very small size of the backyard to which the dogs would have. I feel with two dogs already at this house a third wouldn't be in the dogs best interests 2. From my knowledge and what other neighbours have told me the two dogs currently at the property dont get regularly walked and I feel with another dog at this property the limited space on the property combined with lack of walks is again not in the best interest of the dogs involved. <p>I would like to stress my objection is not personal against the property occupants but centres around what I consider to be not in the best interest of the dogs. As a dog owner myself I hate to see other dogs institutions that aren't in their best interests.</p> <p>I look forward to hearing the outcome of this matter,</p> <p>Kind Regards</p> <p>██████████ Property owner ██████████ Peppermint Gardens, Aubin Grove 6164</p>
Objection 5	<p>To the Ranger</p> <p>I have received notification that a third dog wishes to be kept at unit 4/ 39 Peppermint Gardens, Aubin Grove.</p> <p>I live ██████████, I am against the idea for the following reasons.</p> <ol style="list-style-type: none"> 1. The garden is too small to adequately exercise and keep 3 dogs. 2. I am concerned the premises will be used for breeding purposes as this appears to already be happening. 3. Being a corporate body scenario there is dense housing which does not lean itself to barking dogs or other unnecessary noise for the comfort of the other residents. <p>Thank You</p> <p>██████████ ██████████/39 Peppermint Gardens, Aubin Grove.</p>



Declaration of Interest

The Presiding Member advised the meeting a Declaration of Impartiality Interest had been received from Cr Kevin Allen in relation to Item 17.3, pursuant to Regulation 11 of the *Local Government Act (Rules of Conduct) Regulations 2007*.

Nature of interest: Cr Allen is State Manager of the organisation Council sought to provide Financial Viability Reports to help Council in its final determination of selecting a preferred tenderer.

17.3 (2021/MINUTE NO 0012) RFT28-2020 - BUILDING CONSTRUCTION SERVICES - COMMUNITY CENTRE TREEBY ESTATE

Author	K Jamieson
Attachments	<ol style="list-style-type: none"> 1. RFT28 - 2020 Evaluation Summary (CONFIDENTIAL) 2. Financial Assessment - Devlyn Australia Pty Ltd (CONFIDENTIAL) 3. Financial Assessment - McCorkell Constructions (WA) Pty Ltd (CONFIDENTIAL) 4. Financial Assessment - Pindan Constructions Pty Ltd (CONFIDENTIAL)

RECOMMENDATION

That Council accept the Tender submission from McCorkell Constructions (WA) Pty Ltd for Tender No. RFT 28/2020 Building Construction Services – Community Centre Treeby Estate, for a total contract value of \$5,698,223 (ex GST), in accordance with the submitted lump sum price and the Schedule of Rates for determining variations and/or additional services.

COUNCIL DECISION

MOVED Cr C Stone SECONDED Cr P Eva

That the recommendation be adopted.

CARRIED UNANIMOUSLY 9/0

Background

In 2012 as part of the overall Banjup Quarry Structure Plan (Calleya Estate) in Treeby, the need for a new multipurpose community facility was identified. The facility is intended to service the forecasted 7,773 residents living in the suburb of Treeby and 3,212 residents forecasted in Jandakot.



The need for this facility, as well as a neighbourhood active reserve, has been re-affirmed through the City's Community Sport and Recreation Facilities Plan 2018-2033.

The Treeby Community and Sports Community Centre was committed to in the City's Community Sport and Recreation Facilities Plan, adopted by Council in December 2018. The community and sporting hub will be located adjacent to the local primary school and shopping precinct and will provide the Treeby and Jandakot communities with community meeting and activity spaces and sporting club room facilities required for the active sporting reserve.

The new community facility will be based in the town centre, on the corner of Torwood Avenue and Clementine Boulevard, Treeby. The site is adjacent to a planned primary school and across the road from the future town centre. The aim of the new facility will be to support the development of a well utilised vibrant community hub, while providing a flexible and functional community space that offers a variety of different purposes for the community.

The community and sports centre will also be located adjacent to the Treeby Reserve which has been designed to accommodate various sports, including but not limited to, AFL, rugby, and soccer. The Fremantle Roosters Rugby League Club has been appointed as the anchor winter sport club for the facility.

The community centre is designed to be a district level facility and will include club and function spaces, toilets, change rooms and ablutions (toilets/showers), together with food and beverage areas to cater for the various functions/activities and user groups, multi-functional community activity spaces, meeting rooms, arts and craft spaces, playground area and covered viewing area for the adjacent playing field and for outdoor community activities.

A car park area has been designed to connect to the future school site for a minimum of 50 standard car bays (including ACROD parking) with adequate car park lighting. The development of the sports fields and lighting to cater for the Fremantle Roosters Rugby League Club will be completed as a separate project.

A mandatory briefing was held with perspective Tenderers to discuss the project. Tender Number RFT 28/2020 – Building Construction Services – Community Centre Treeby Estate was advertised on Wednesday 4 November 2020 in the Local Government Tenders section of the West Australian newspaper. The Tender was also displayed on the City's e-Tendering website between Wednesday 4 November 2020 and Monday 7 December 2020 inclusive.



Submission

The Request for Tender closed at 2:00pm (AWST) Monday 7 December 2020 with five (5) submissions received from the following companies.

Tenderers Name	Registered Entity Name
Built	Built Pty Ltd
Devlyn Construction	Devlyn Australia Pty Ltd
LKS Constructions	LKS Constructions (WA) Pty Ltd
McCorkell Constructions	McCorkell Constructions (W.A.) Pty Ltd
Pindan Projects	Pindan Projects WA Pty Ltd

Report

Compliance Criteria

The following criteria were used to determine whether the submissions received were compliant.

Compliance Criteria	
(a)	Compliance with the Request document
(b)	Compliance with the Conditions of Responding and Tendering
(c)	Compliance with the General and Special Conditions of Contract
(d)	Compliance with and completion of the Qualitative Criteria
(e)	Compliance with the Specified Scope of Works and Technical Specifications
(f)	Compliance with the Price Schedule (including the breakdown of Lump Sum) noting the separable portions of the Contract
(g)	Compliance with the ACCC Requirements and completion of the Certificate of Warranty

Compliance Tenderers

Procurement Services undertook an initial compliance assessment and all submitted Tenderers were deemed compliant and released for evaluation. A safety risk assessment was undertaken for Tender submissions.

Evaluation Criteria

Evaluation Criteria	Weighting Percentage
Demonstrated Experience	10%
Tenderer's Resources	10%
Methodology	20%
Sustainability	10%
Local and Regional	10%
Tendered Price	40%
TOTAL	100%

Tender Intent/ Requirements

The intent of this tender is to select the services of a suitably qualified, registered and experienced commercial building construction contractor to undertake the construction of the Community Centre at Treeby Estate.

Evaluation Panel

The Tender submissions were evaluated by the following individuals. The Procurement Services representative attended in a probity role only.

Name	Position
Karoline Jamieson (Chair)	Manager Community Development
Don Green	Director Governance & Community Services
Peter McCullagh	Senior Project and Contract Manager
Rohan Blee	Leisure Planning and Projects Officer
Bernie Hester	Project Manager (NS Projects)
Probity Role Only	
Tammey Chappel	Contracts Lead (Projects)



Scoring Table – Combined Totals

Tenderer's Name	Percentage Score		
	Non-Cost Evaluation	Cost Evaluation	Total
	60%	40%	100%
Pindan Projects	40.46%	40.00%	80.46%
McCorkell Constructions **	38.38%	36.94%	75.32%
Devlyn Construction	37.60%	36.92%	74.52%
Built	41.42%	32.44%	73.86%
LKS Constructions	37.00%	34.56%	71.56%

** Recommended Submission

Evaluation Criteria AssessmentDemonstrated Experience

Devlyn Construction, McCorkell Constructions and Pindan Projects all scored highly in this criterion and demonstrated a high level of experience in the delivery of a number of recreation developments with other local governments.

Built scored marginally lower with their demonstrated projects.

LKS Constructions scored the least in this criterion with no relevant development in sport and recreation.

Tenderer's Resources

All tenderers demonstrated that they have sufficient and suitably experienced personnel available to complete the required works.

Methodology

Built scored highly in this criterion, with McCorkell Constructions marginally lower. Each demonstrated a high level of understanding of the project requirements and provided logical and detailed methodology on how the project would be completed.

Devlyn Construction, LKS Constructions and Pindan Projects scored lower in this criterion with aspects of their methodology not meeting the project requirements.

Sustainability

All tenderers demonstrated a commitment to sustainable practices and a desire to improve social outcomes within the community.



Local and Regional Economy

No tenderers are based within the City's boundaries, or within the South West Metropolitan Regional Council.

All tenderers demonstrated a commitment to use local or regional suppliers and sub-contractors.

Summation

The Evaluation Panel recommends that the submission by McCorkell Constructions (WA) Pty Ltd be accepted as being the most advantageous submission to deliver Tender RFT 28/2020 Building Construction Services – Community Centre Treeby Estate.

McCorkell Constructions (WA) Pty Ltd provided the best acceptable overall assessment against the combined selection criteria, including the qualitative, cost and financial assessment evaluation.

Referee checks have been undertaken from both local government and the private sector organisation representatives, with positive responses being received. The independent financial risk assessment reflected a satisfactory financial position for McCorkell Constructions (WA) Pty Ltd.

The recommendation is based on:

- The level of demonstrated experience with a range of key personnel in managing works associated with the requirements of the contract;
- Having the required resources and contingency measures to undertake the scope of works;
- Sound understanding of the requirements, methodology and program schedule to complete the works in, accordance with specification; and
- The tender provides the most advantageous outcome to the City.

Strategic Plans/Policy Implications

Community, Lifestyle and Security

A vibrant healthy, safe, inclusive and connected community.

- Provide community, sport, recreational, and cultural facilities and infrastructure to meet our community needs.

Listening and Leading

A community focused, sustainable, accountable and progressive organisation.

- Deliver value for money through sustainable financial management, planning and asset management.



Budget/Financial Implications

The Capital Works Budget allocation (CW4715) of \$6.7M has been approved across the 2019-2020 and 2020-2021 financial years.

The budget includes the planning, design and construction of the Treeby Community and Sports Centre and is made up from municipal funding of \$3,483,316 and developer contribution funds of \$3,216,076.

Currently the uncommitted funding of \$3.3M remains for the 2020/21 financial year, with the remaining funds available next financial year to complete the appointment of the main building works contractor at a cost of \$5,700,421 (ex GST).

Other additional costs include project contingency, percentage for art, and internal project fees. An independent Financial Risk Assessment has been conducted on McCorkell Constructions (WA) Pty Ltd.

A recent independent financial risk assessment was conducted on Pindan Construction Pty Ltd (Pindan Projects WA Pty Ltd). As a result of financial assessments, McCorkell Constructions (WA) Pty Ltd is preferred as the principal recommended Tenderer.

Legal Implications

Section 3.57 of the *Local Government Act 1995* and Part 4 of the *Local Government (Functions and General) Regulations 1996* refer.

Community Consultation

N/A

Risk Management Implications

Failure to complete this project, as well as the risks associated with the works, have been described below:

- Consultation has been undertaken including with key stakeholders, therefore there is a high degree of community expectation that the project will be proceeding. Should this not occur, it would represent a "High" level of "Brand/Reputation" risk.
- Meet the requirements of the community as detailed in the City's Community Sport and Recreation Facilities Plan 2018-2033.
- Appointment of a non-recommended tenderer could represent a "High" level of "Financial Impact" risk.

Advice to Proponents/Submitters

The proponents and those who lodged a submission on the proposal have been advised that this matter is to be considered at the 11 February 2021 Ordinary Council Meeting.

Implications of Section 3.18(3) *Local Government Act 1995*

Nil



18. EXECUTIVE DIVISION ISSUES

18.1 (2021/MINUTE NO 0013) 2021 MID-YEAR REVIEW CORPORATE BUSINESS PLAN 2020-2021 TO 2024-2025

Author G Bowman

Attachments 1. 2021 Mid-year Review Corporate Business Plan 2020-2021 to 2024-2025 [↓](#)

RECOMMENDATION

That Council note the 2021 Mid-year Review report for the Corporate Business Plan 2020-2021 to 2024-2025 as attached to the Agenda.

COUNCIL DECISION

MOVED Cr K Allen SECONDED Cr P Eva

That the recommendation be adopted.

CARRIED UNANIMOUSLY 9/0

Background

Following the major review of the Strategic Community Plan, Council adopted the Corporate Business Plan 2020-2021 to 2024-2025 (CBP) at the 23 July 2020 Special Council Meeting.

The CBP is required to be a four year plan aligned with the Strategic Community Plan. The CBP prioritises and allocates resourcing in accordance with the Strategic Community Plan priorities and objectives, and the aspirations of the community.

The CBP has also been developed in accordance with the Department of Local Government, Sport and Cultural Industries Integrated Planning and Reporting Framework.

Relevant information from the Long Term Financial Plan, Asset Management Plans, Workforce Plan, and key strategies and plans has been incorporated into the CBP.

Submission

N/A

Report

The purpose of this report is to provide Council with a six month progress report on the first year of the Corporate Business Plan 2020-2021 to 2024-2025 (CBP).



The CBP includes the business as usual services which are ongoing in nature. The service information includes a service description, full time equivalent staff numbers, an annual KPI, and the net cost or position for service areas for the upcoming financial year. The net service cost or income estimate includes internal recharging adjustments to provide the net financial position.

The CBP includes significant projects, strategies and activities with the associated resourcing requirements, to support the achievement of the Strategic Community Plan. The CBP is structured in alignment with the Strategic Community Plan's five outcome areas:

- Local Economy
- Environmental Responsibility
- Community, Lifestyle and Security
- City Growth and Moving Around
- Listening and Leading

The CBP includes the key projects, strategies, and activities, and their resource and timing estimates listed under each of the 33 strategic objectives from the Strategic Community Plan.

In summary, the mid-year review report identifies that the majority of the projects, activities, strategy implementation actions and strategy reviews included in the CBP for the 2020/2021 financial year are on track for completion by the 30 June 2021. Please see summary in the table below:

KPIs – 54 Total
On track – 35
Delayed – 7
Not available due to annual survey timing – 12
Projects - 21 Total
On track – 17
Delayed – 4
Activities - 38 Total
On track or completed – 33
Delayed – 5
Strategies - 45
On track or review completed – 37
Delayed – 8

Key issues which have caused a delay for projects, activities and strategies in the CBP relate to COVID-19 impacts, land matters or delayed approvals.

The attached report is colour coded to indicate the progress and status of the Annual KPIs, year to date financial information, projects, activities and strategies contained within the CBP as of the 31 December 2020.

Green indicates the KPI, project, activity or strategy is on track or completed.

Amber indicates there is an issue and it is likely that the target date or KPI will not be met for this financial year. Progress comments are included in the report tables by the relevant manager.

This mid-year review report will inform the full annual review of the Corporate Business Plan, which will need to be considered by Council prior to June 2021, in accordance with the Corporate Strategic Planning and Budget Policy.

Strategic Plans/Policy Implications

Local Economy

A sustainable and diverse local economy that attracts increased investment and provides local employment.

Environmental Responsibility

A leader in environmental management that enhances and sustainably manages our local natural areas and resources.

Community, Lifestyle and Security

A vibrant healthy, safe, inclusive and connected community.

City Growth and Moving Around

A growing City that is easy to move around and provides great places to live.

Listening and Leading

A community focused, sustainable, accountable and progressive organisation.

- Ensure good governance through transparent and accountable, planning, processes, reporting, policy and decision making.

Budget/Financial Implications

N/A

Legal Implications

N/A



Community Consultation

N/A

Risk Management Implications

There is minimal risk associated with this item, as it is recommended that Council note this report for information purposes.

Advice to Proponents/Submitters

N/A

Implications of Section 3.18(3) *Local Government Act 1995*

Nil





Table of Contents

Business as Usual Services, Key Projects, Strategies and Activities

Outcome 1: Local Economy

Key Business as Usual Services	3
Key Projects, Strategies, Activities and Resource Estimates	4

Outcome 2: Environmental Responsibility

Key Business as Usual Services	11
Key Projects, Strategies, Activities and Resource Estimates	13

Outcome 3: Community, Lifestyle and Security

Key Business as Usual Services	23
Key Projects, Strategies, Activities and Resource Estimates	30

Outcome 4: City Growth and Moving Around

Key Business as Usual Services	41
Key Projects, Strategies, Activities and Resource Estimates	44

Outcome 5: Listening and Leading

Key Business as Usual Services	52
Key Projects, Strategies, Activities and Resource Estimates	58

Acknowledgement of Country

The City of Cockburn acknowledges the Nyungar people who are the traditional custodians of this land. We pay respect to the Nyungar Elders past, present and future and extend that respect to all Aboriginal Australians.

Local Economy: Key Business as Usual Services

Business or Service Unit	Services and Activities delivered on an ongoing basis	Annual Budget 2020/21 (Net position)	FTE	Annual KPI	Measurement	
Business Engagement	Being the key specialist point of contact for businesses, and provide support and services to businesses. Maintain a business directory.	\$140,000	1	Number of subscribers to business e-newsletter	Annual Target	3,435
		YTD*			YTD*	2,972
		\$17,578.10				
Strategic Planning	Respond to Economic Development enquiries, advocate for investment and funding opportunities. Provide representation on state or regional Economic Development related forums. Prepared the Economic Development Directions Strategy in 2014.	Cost allocated to Strategic Planning Budget	0	N/A	Annual Target	N/A
					YTD*	N/A

Guide:

Status

Activity (A)

Strategy (S)

Project (P)

Delayed - Amber

On track - Green

Complete - Green

YTD* - as at 31/12/2020

Local Economy: Key Projects, Strategies, Activities and Resource Estimates

Objective 1.1		Plan for and facilitate opportunities for local business (including home business and sole traders), local activity centres and industry to thrive.			
Project (P), Strategy (S), or Activity (A)		Bus Unit	2020-21		
1.1.1	Develop and implement the Economic Development Framework and Action Plan. (S)	Strategic Planning	Estimate	Review 2020/21	Comment
			Status	On track	June 2021
1.1.2	Review and update the Local Commercial and Activity Centres Strategy 2011. (S)	Strategic Planning	Estimate	Review 2020 \$20k	Comment
			Status	On track	June 2021
1.1.3	Smart City Resource management project. Work with business and the community to expand the use of smart technology to improve resource efficiency and affordability. (A)	Business Engagement	Estimate	✓	Comment
			Status	On track	LoRaWAN via South West Group/ Business grants/ promotion of relevant courses

Guide:

Status

Activity (A)

Strategy (S)

Project (P)

Delayed - Amber

On track - Green

Complete - Green

YTD* - as at 31/12/2020

Objective 1.2		Build local business capacity through partnerships, networks and skill development.			
Project (P), Strategy (S), or Activity (A)		Bus Unit	2020-21		
1.2.1	Develop a Business Grants program for Covid-19 recovery. (A)	Business Engagement	Estimate	\$80k	Comment
			Status	On track 95%	Policy and guidelines approved. Implementation from January 2021
1.2.2	Review the Grants & Sponsorship program to support business development. (A)	Business Engagement	Estimate	✓	Comment
			Status	On track	Policy and guidelines approved. Implementation from January 2021
1.2.4	Build skills to support shifting to new Business models /opportunities via skill development workshops. (A)	Business Engagement	Estimate	\$10k COVID-19	Comment
			Status	On track	Mainly via Business Foundations/SBD C

Guide:

Status

Activity (A)

Strategy (S)

Project (P)

Delayed - Amber

On track - Green

Complete - Green

YTD* - as at 31/12/2020

Objective 1.3		Advocate and attract investment, economic growth and local employment.			
Project (P), Strategy (S), or Activity (A)		Bus Unit	2020-2021		
1.3.2	Prepare an infrastructure and funding advocacy plan that underpins economic and growth strategic priorities for Cockburn . To be developed as part of the ED framework. (A)	Strategic Planning	Estimate	✓	Comment
			Status	Delayed	Requires the commencement of an ED position.
1.3.3	Support the growth of critical employment hubs and define major employment centres. (A)	Strategic Planning	Estimate	✓	Comment
			Status	On track	Included in Draft Local Planning Strategy
1.3.5	Work with industry, South West Groups and others to advocate and grow investment and employment through clustering. (A)	Business Engagement	Estimate	✓	Comment
			Status	Delayed–	Research and planning phase commenced project is underway . Requires ED position to be funded

Guide:

Status

Activity (A)

Strategy (S)

Project (P)

Delayed - Amber

On track - Green

Complete - Green

YTD* - as at 31/12/2020

Objective 1.4		Ensure the City is 'Easy to do Business with' through reduction in red tape and improved business focused processes.			
Project (P), Strategy (S), or Activity (A)		Bus Unit	2020-21		
1.4.1	Complete a review of key City processes that businesses frequently utilise to identify process improvements. (A)	Business Engagement	Estimate	✓	Comment
			Status	10%	Accepted into Small Business Approvals program, to commence in October 2021
1.4.2	Develop a new commercial food waste collection service. (A)	Waste Management	Estimate	\$50k	Comment
			Status	On track	Trial extended until February 2021 to allow more businesses to join the service

Guide:

Status

Activity (A)

Strategy (S)

Project (P)

Delayed - Amber

On track - Green

Complete - Green

YTD* - as at 31/12/2020

Objective 1.5		Support and promote the benefits of buying locally.			
Project (P), Strategy (S), or Activity (A)		Bus Unit	2020-2021		
1.5.1	Promote the revised Procurement Policy which supports the City buying locally. (A)	Procurement Services	Estimate	✓	Comment
			Status	Complete	New policy requirements preferencing local and regional suppliers successfully promoted and now embedded into practice; early results show a significant increase in procurement spend with local suppliers

Guide:

Status

Activity (A)

Strategy (S)

Project (P)

Delayed - Amber

On track - Green

Complete - Green

YTD* - as at 31/12/2020

Objective 1.6		Facilitate a thriving tourism and ecotourism industry.			
Project (P), Strategy (S), or Activity (A)		Bus Unit	2020-2021		
1.6.1	Develop a Tourism Plan as part of the Economic Development Framework. (S)	Communications/ Strategy	Estimate	\$20k	Comment
			Status	Delayed	The ED Framework is currently being developed and this will identify key actions for inclusion in the Tourism Plan.

Objective 1.7		Facilitate and advocate for the provision of a full range of education and training opportunities.			
Project (P), Strategy (S), or Activity (A)		Bus Unit	2020-2021		
1.7.3	Promote programs to build innovation skills and pathways to accelerate innovation activity. (A)	Business Engagement	Estimate	✓	Comment
			Status	On track 30%	City grants available for innovation; promotion of

Guide:

Status

Activity (A)

Strategy (S)

Project (P)

Delayed - Amber

On track - Green

Complete - Green

YTD* - as at 31/12/2020

Objective 1.7		Facilitate and advocate for the provision of a full range of education and training opportunities.			
Project (P), Strategy (S), or Activity (A)		Bus Unit	2020-2021		
					existing Business Foundation programs; promotion and sponsorship (two businesses) on the Curtin Uni Ignition program. Working with For Blue on cluster study and recommend appropriate actions, and present an investable business case for the entrepreneur in residence program

Environmental Responsibility: Business as Usual Services

Guide:

Status

Activity (A)

Strategy (S)

Project (P)

Delayed - Amber

On track - Green

Complete - Green

YTD* - as at 31/12/2020

Business or Service Unit	Services and Activities delivered on an ongoing basis	Annual Budget 2020/21 (Net position)	FTE	Annual KPI	Measurement	
Waste Disposal (510, 512)	Operate the Henderson Waste Recovery Park – recycling and landfill services	(\$711,715)	28	Tonnes of waste into HWPRP	Annual Target	68,000 tonnes
		YTD*			YTD*	47,000 tonnes
		\$1,528,805				
Waste Collection (511)	Deliver effective, efficient, safe waste and recycling collection services within the district and provide quality waste education to users.	\$14,405,538	33	Number of Weekly Collection Services	Annual Target	45,392
		YTD*			YTD*	45,117
		\$6,070,199				
Parks Services (Open Space) (520, 521)	Future provision, enhancement, maintenance, and management of open space, and playgrounds. Assessment and acceptance of landscape development approvals. Maintain Waterwise Council status and management of cash in lieu funds.	\$18,985,475	64	Achieve Public Open Space Service Levels outlined in the POS Strategy 2014-2024	Annual Target	Service category achieved
		YTD*			YTD*	Service category achieved
		\$8,961,560				
Parks Services (Streetscapes &	Future provision, enhancement, maintenance and management of	Cost allocated to Parks Services	N/A	Achieve Streetscape	Annual	Service category

Guide:
Status
Activity (A)
Strategy (S)
Project (P)

Delayed - Amber
On track - Green
Complete - Green

YTD* - as at 31/12/2020

Business or Service Unit	Services and Activities delivered on an ongoing basis	Annual Budget 2020/21 (Net position)	FTE	Annual KPI	Measurement	
Street Trees) (520, 521)	streetscapes and street trees. Assessment and acceptance of landscape development approvals. Maintain and increase canopy levels to meet targets.	(Open Space)		Level of Service	Target	achieved
					YTD*	Desired level of service achieved
Environment Services (Natural Areas and Climate Change) (522)	Ensure all the City's natural areas have a condition rating of good or better and implement strategy actions. Protect strategically identified remnant bushland, wetlands, coastal, environment and ecological corridors. Assessment and acceptance of environmental areas development approvals. Environmental education – delivering programs, and administer grants that enhance and protect the environment. Develop a Climate Change Strategy.	\$3,638,063	15	Vegetation in good or better condition is increasing against base year figure on 62% in 2010	Annual Target	62%
		YTD* \$1,986,916			YTD*	73%

Environmental Responsibility: Key Projects, Strategies, Activities and Resource Estimates

Guide:

Status

Activity (A)

Strategy (S)

Project (P)

Delayed - Amber

On track - Green

Complete - Green

YTD* - as at 31/12/2020

Objective 2.1		Sustainably manage our environment by protecting and enhancing our unique natural coastal, bushland, wetlands areas and native wildlife.			
Project (P), Strategy (S), or Activity (A)		Bus Unit	2020-21		
2.1.1	Implement Bibra Lake Management Plan (BLMP) 2016 – 2026. (S)	Parks Services	Estimate	\$520k	Comment
			Status	On track	Revegetation continues, signage implementation plan being developed
2.1.2	Implement Coogee Beach Master Plan. (S)	Parks Services	Estimate	✓	Comment
			Status	Delayed	Still progressing Cockburn road upgrade design and café lease arrangements
2.1.3	Implement Manning Park Master Plan. (S)	Environment Services	Estimate	\$487k	Comment
			Status	On track - 30%	Road redesign commissioned, signage

Guide:

Status

Activity (A)

Strategy (S)

Project (P)

Delayed - Amber

On track - Green

Complete - Green

YTD* - as at 31/12/2020

Objective 2.1		Sustainably manage our environment by protecting and enhancing our unique natural coastal, bushland, wetlands areas and native wildlife.			
Project (P), Strategy (S), or Activity (A)		Bus Unit	2020-21		
					installation underway, awaiting quotes for park furniture replacement
2.1.5	Local Projects Local Jobs – Tree Planting Grant (State Funded). (P)	Environment Services	Estimate	\$30k	Comment
			Status (%)	75%	Final planting to be undertaken in Winter 2021
2.1.6	Construct Wetlands Education Centre/ Native Arc (Part of BLMP). (P)	Environment Services	Estimate	✓	Comment
			Status (%)	60%	Construction continues with minimal delays
2.1.7	Review and continue to implement the Natural Areas Management Strategy 2012-2022. (S)	Environment Services	Estimate	✓	Comment
			Status	On track	Maintenance and Revegetation works continue as

Guide:

Status

Activity (A)

Strategy (S)

Project (P)

Delayed - Amber

On track - Green

Complete - Green

YTD* - as at 31/12/2020

Objective 2.1		Sustainably manage our environment by protecting and enhancing our unique natural coastal, bushland, wetlands areas and native wildlife.			
Project (P), Strategy (S), or Activity (A)		Bus Unit	2020-21		
					scheduled
2.1.8	Implement Roe8 Revegetation Services Agreement – Grant Funded. (P)	Environment Services	Estimate	\$1m	Comment
			Status (%)	On track	Maintenance and Revegetation works continue as scheduled

Objective 2.2		Improve our urban forest and streetscapes across the City.			
Project (P), Strategy (S), or Activity (A)		Bus Unit	2020-21		
2.2.1	Implement and review the Urban Forest Plan 2018 – 2028. (S)	Parks Services	Estimate	\$300k	Comment
			Status	On track	Tree planting and revegetation works ongoing

Guide:

Status

Activity (A)

Strategy (S)

Project (P)

Delayed - Amber

On track - Green

Complete - Green

YTD* - as at 31/12/2020

Objective 2.2		Improve our urban forest and streetscapes across the City.			
Project (P), Strategy (S), or Activity (A)		Bus Unit	2020-21		
2.2.2	Develop and Implement Citywide Entry Statement Program. (P)	Parks Services	Estimate	Program developed	Comment
			Status (%)	75%	Discussions with MRWA required prior to finalisation

Objective 2.3		Provide accessible high-quality open spaces and parks for community benefit.			
Project (P), Strategy (S), or Activity (A)		Bus Unit	2020-21		
2.3.1	Implement and review the Cash in Lieu Plan 2017-2020 for Public Open Space. (S)	Parks Services	Estimate	✓	Comment
			Status	On track	Bore application submitted for Frankland Ovals
2.3.3	Develop Aubin Grove Skate Park. (P)	Parks Services	Estimate	\$560k	Comment
			Status (%)	5%	Community consultation underway

Guide:

Status

Activity (A)

Strategy (S)

Project (P)

Delayed - Amber

On track - Green

Complete - Green

YTD* - as at 31/12/2020

Objective 2.3		Provide accessible high-quality open spaces and parks for community benefit.			
Project (P), Strategy (S), or Activity (A)		Bus Unit	2020-21		
2.3.7	Implement and review the Public Open Space Strategy 2014-2024. (S)	Parks Services	Estimate	✓	Comment
			Status	On track	Ongoing upgrades and maintenance. Review strategy in 2024
2.3.8	Implement the Playground Shade Sail Strategy 2013-2023. Incorporate strategy into Public Open Space Strategy when reviewed in 2024. (S)	Parks Services	Estimate	✓	Comment
			Status	On track	8 sails to be installed this FY
2.3.9	Implement the Sports Oval and Open Space Lighting Program. (P)	Parks Services	Estimate	✓	Comment
			Status (%)	70%	Installation and maintenance continues

Guide:

Status

Activity (A)

Strategy (S)

Project (P)

Delayed - Amber

On track - Green

Complete - Green

YTD* - as at 31/12/2020

Objective 2.4		Sustainably manage water, energy and other resources and promote the use of environmentally responsible technologies.			
Project (P), Strategy (S), or Activity (A)		Bus Unit	2020-21		
2.4.1	Plan and implement initiatives to reduce building and facility and plant non-renewable energy consumption and Green House Gas Emissions. (A)	Infrastructure Services	Estimate	✓	Comment
			Status	On track	Ongoing LED lighting upgrades, PV system installations across the City's building portfolio
2.4.2	Research and develop a position on alternative fuelled waste trucks. (A)	Waste Management	Estimate	\$636k	Comment
			Status	Delayed	Electric waste truck yet to be delivered due to battery manufacture delays from China
2.4.3	Water Efficiency Action Plan 2018 – 2028. (S)	Environment Services	Estimate	✓	Comment
			Status	On track	Actions ongoing

Guide:

Status

Activity (A)

Strategy (S)

Project (P)

Delayed - Amber

On track - Green

Complete - Green

YTD* - as at 31/12/2020

Objective 2.4		Sustainably manage water, energy and other resources and promote the use of environmentally responsible technologies.			
Project (P), Strategy (S), or Activity (A)		Bus Unit	2020-21		
2.4.4	Undertake a feasibility study for the use of hydrogen powered waste trucks – Grant funded. (A)	Waste Management	Estimate	\$150k	Comment
			Status	On track	Tender to undertake feasibility study currently under evaluation

Objective 2.5		Minimise the City's waste to landfill through reducing, reusing, re-purposing, re-gifting and recycling of waste.			
Project (P), Strategy (S), or Activity (A)		Bus Unit	2020-21		
2.5.1	Henderson Waste Recovery Park Leachate Evaporation Project. (P)	Waste Management	Estimate	\$300k	Comment
			Status (%)	100%	All 11 accelerated evaporation units are now in place
2.5.2	Continue to address emerging issues and technologies in waste management. (A)	Waste Management	Estimate	✓	Comment
			Status	Delayed	Tablets delayed due to ESRI integration with Tech 1

Guide:

Status

Activity (A)

Strategy (S)

Project (P)

Delayed - Amber

On track - Green

Complete - Green

YTD* - as at 31/12/2020

Objective 2.5		Minimise the City's waste to landfill through reducing, reusing, re-purposing, re-gifting and recycling of waste.			
Project (P), Strategy (S), or Activity (A)		Bus Unit	2020-21		
2.5.3	Review and implement the Waste Strategic Plan 2020-2030. (S)	Waste Management	Estimate	Review 2020	Comment
			Status	Complete	Approved OCM November 2020
2.5.6	Construct a new Community Drop-off Facility, relocated entry and leasable land for complimentary waste contractors at the Henderson Waste Recovery Park. (P)	Waste Management	Estimate	\$3m	Comment
			Status (%)	10%	Delays in reaching agreement with Development WA on finished levels

Objective 2.6		Reduce adverse outcomes arising from climate change through planning; adaptation, mitigation, infrastructure and ecological management.			
Project (P), Strategy (S), or Activity (A)		Bus Unit	2021-22		
2.6.1	Review and Implement the City's Coastal Management & Adaptation Plan (in conjunction with Strategic Planning & Recreation Services). (A)	Infrastructure Services	Estimate	✓	Comment
			Status	On track	Completed the

Guide:

Status

Activity (A)

Strategy (S)

Project (P)

Delayed - Amber

On track - Green

Complete - Green

YTD* - as at 31/12/2020

Objective 2.6		Reduce adverse outcomes arising from climate change through planning; adaptation, mitigation, infrastructure and ecological management.			
Project (P), Strategy (S), or Activity (A)		Bus Unit	2021-22		
					<p>Foreshore Management Plan for Coogee Beach including extensive community consultation</p> <p>Adaption Plan is referenced in other key plans</p> <p>Engineering design for long term erosion protection solutions for C Y O'Connor Beach is underway</p> <p>The Coastal Monitoring</p>

Guide:

Status

Activity (A)

Strategy (S)

Project (P)

Delayed - Amber

On track - Green

Complete - Green

YTD* - as at 31/12/2020

Objective 2.6		Reduce adverse outcomes arising from climate change through planning; adaptation, mitigation, infrastructure and ecological management.			
Project (P), Strategy (S), or Activity (A)		Bus Unit	2021-22		
					Program is ongoing
2.6.2	Develop and Implement a Climate Change Strategy 2020-2030. (S)	Environment Services	Estimate	Develop 2020	Comment
			Status	Complete	Strategy complete and adopted by Council. Identified actions to be commenced

Guide:

Status

Activity (A)

Strategy (S)

Project (P)

Delayed - Amber

On track - Green

Complete - Green

YTD* - as at 31/12/2020

Community, Lifestyle and Security: Business as Usual Services

Business/Service Unit	Services and Activities delivered on an ongoing basis	Annual Budget 2020/21 (Net position)	FTE	Annual KPI	Measurement	
Health Promotion (202)	Provide services and programs to encourage people to adopt healthy lifestyles.	\$207,225	1.2	Number of Healthy Cockburn Participants	Annual Target	2,645
		YTD*			YTD*	4242
		Included under Environmental Health (441)				
Infrastructure Services - Project & Asset Services (540)	In liaison with Community Development & Services and Recreation Services , project manage, plan and deliver new and refurbished buildings and facilities.	\$2,588,830	4.06	Complete projects within timeline, budget and standard to at least 80% of Capital Budget	Annual Target	80% Completion
		YTD*			YTD*	40%
		\$711				
Events & Culture (342)	Provide community events and festivals to meet the needs of the Community.	\$1,878,631	3.68	Scorecard performance index score Festivals and Events	Annual Target	73
		YTD*			YTD*	N/A KPI available once a year
		\$876,678				

Guide:

Status
Activity (A)
Strategy (S)
Project (P)

Delayed - Amber
On track - Green
Complete - Green

YTD* - as at 31/12/2020

Business/Service Unit	Services and Activities delivered on an ongoing basis	Annual Budget 2020/21 (Net position)	FTE	Annual KPI	Measurement	
Events & Culture Cockburn Libraries (history website)	Work to preserve and promote the City's heritage particularly the Azelia Ley Museum and the history of the district.	Cost allocated to Events and Culture	0.5	Scorecard performance: How local history and heritage is preserved and promoted	Annual Target	68
					YTD*	N/A KPI available once a year
Library Services (311, 312, 313, 314)	Provide public library services to the community through a network of three branches, a dedicated website, a local history website and a home delivery service.	\$5,723,248	31.76	Number of members	Annual Target	35,500
		YTD*			YTD*	39,629
		\$2,666,484				
Ranger and Community Safety Services (328)	Work to increase understanding and compliance to relevant state and local government local laws to improve safety and amenity to the City's residents, businesses and visitors. A range of education; prevention and mitigation; and enforcement strategies are used.	\$6,019,274	19	Ensure Local Laws and State legislation is effectively administered and proportionate to the community needs.	Annual Target	90% customer satisfaction
		YTD*			YTD*	N/A KPI available once a year
		\$2,507,166				

Guide:
Status
Activity (A)
Strategy (S)
Project (P)

Delayed - Amber
On track - Green
Complete - Green

YTD* - as at 31/12/2020

Business/Service Unit	Services and Activities delivered on an ongoing basis	Annual Budget 2020/21 (Net position)	FTE	Annual KPI	Measurement	
Community Safety & Security Services (328)	Continue to provide best practice mobile security patrolling. Oversee the development of the CCTV camera network and artificial intelligence software, to develop a smarter, safer community while improving security response to the City's residents, businesses and visitors.	Cost allocated in Ranger and Community Safety area	4	Increase the community's perception of safety and security.	Annual Target	95% positive rating
					YTD*	N/A KPI available once a year
Community Safety – Emergency Services (327)	Provide support and response to emergencies as requested by the relevant authority and work closely with all key stakeholders in ensuring that Emergency Preparedness, Response and Recovery Awareness, is being provided to the City's internal staff, residents, businesses and visitors.	(\$7,651)	1	Comply with statutory requirements within the Bushfires Act and Emergency Management Act	Annual Target	100% Compliance
		YTD*			YTD*	N/A KPI available once a year
Recreation Services (323)	Provide a range of sport, recreation, leisure and educational opportunities through managing community and group access to various sport and community facilities or initiatives; while also delivering new facilities in conjunction with Infrastructure Services and/or Parks and Environment Services	\$4,710,699	6.5	Number of participants at the Bibra Lake Fun Run	Annual Target	750
		YTD*			YTD*	910 registered
		\$5,795				

Guide:

Status
Activity (A)
Strategy (S)
Project (P)

Delayed - Amber
On track - Green
Complete - Green

YTD* - as at 31/12/2020

Business/Service Unit	Services and Activities delivered on an ongoing basis	Annual Budget 2020/21 (Net position)	FTE	Annual KPI	Measurement	
Club Development	Build sporting club capacity to deliver a wide range of sporting and recreation opportunities through accessing various grant streams, delivery of minor infrastructure projects and management support, guidance and advice.	Cost allocated in Recreation Services	N/A	Implementation of a Club best practice Recognition Program	Annual Target	Program Completed
					YTD*	Club Recognition Program scheduled for implementation in March 2021
Leisure Centre – Cockburn ARC (329)	Provide a range of innovative and industry leading programs and services that focus on getting more people, more active, more often and contributing to the liveability of the City of Cockburn residents and ratepayers.	\$3,025,050	31.89	Meet or exceed the number of attendances per annum to the overall centre	Annual Target	1,400,000
		YTD*			YTD*	594,888
		\$1,165,775				
Leisure Planning	Complete a variety of feasibility studies and design processes to guide the development of future sport, recreation and community facility and Reserve requirements.	Cost allocated in Recreation Services		Complete development of tender documentation for projects	Annual Target	100%
					YTD*	On track

Guide:

Status
Activity (A)
Strategy (S)
Project (P)

Delayed - Amber
On track - Green
Complete - Green

YTD* - as at 31/12/2020

Business/Service Unit	Services and Activities delivered on an ongoing basis	Annual Budget 2020/21 (Net position)	FTE	Annual KPI	Measurement	
Community Development (330)	Provides capacity building and community engagement to strengthen and support community groups within the City including residents associations.	\$792,726	16.52	Number of Community Development e-news subscribers (annual)	Annual Target	1200
		YTD*			YTD*	1297
		\$377,780				
Grants and Research (337)	Administer and provide grants and donations through the Cockburn Community Fund to support capacity building for groups.	\$1,673,215	1.63	Funding opportunities advertised	Annual Target	10
		YTD*			YTD*	
		\$650,978				
Volunteer Resource Centre (330)	Provides capacity building and support to volunteer groups and support for volunteering initiatives within the City.	Cost allocated in Community Development	1.2	Number of volunteer-involving organisations registered with VRC	Annual Target	225
					YTD*	227
Childcare Services (334)	Family Day Care (FDC) and In-Home Care Services are supported by the training and development of educators in early education and quality childcare	\$20,777	6.18	Minimum of one monthly contact with FDC providers	Annual Target	100%
		YTD*			YTD*	100%
		\$67,135				

Guide:

Status
Activity (A)
Strategy (S)
Project (P)

Delayed - Amber
On track - Green
Complete - Green

YTD* - as at 31/12/2020

Business/Service Unit	Services and Activities delivered on an ongoing basis	Annual Budget 2020/21 (Net position)	FTE	Annual KPI	Measurement	
Family & Community Development (330, 331)	Provide support services and programs including Children's Development, Aboriginal Community Development, Cultural Diversity, Disability Access and Inclusion, Cockburn Support Service, Cockburn Parenting Services and Financial Counselling, aimed at providing and developing increased support, activity and wellbeing of individuals and families.	\$2,077,467	17.52	Number of contacts with Family Services programs	Annual Target	2400
		YTD*			YTD*	1166
		\$1,080,086				
Cockburn Care (333)	Provides Commonwealth Home Support Program and HCP Funded Home and Community Services for elderly people, social clubs for elderly people, Kwobarup Aboriginal Club and an NDIS funded club for people with disability.	(\$757,297)	26.52	Occupancy rate of Home Care Package places against target	Annual Target	80%
		YTD*			YTD*	72.5%
		\$846,648				
Seniors Services (335)	Operate the Cockburn Seniors Centre which provides facilities, meals, activities and events for those aged over 50 years. The Community Men's Shed and Age-friendly planning is also supported through this Service.	\$965,885	5.19	Utilisation of Seniors Centre numbers	Annual Target	30,000
		YTD*			YTD*	15,562
		\$470,390				

Guide:
Status
Activity (A)
Strategy (S)
Project (P)

Delayed - Amber
On track - Green
Complete - Green

YTD* - as at 31/12/2020

Business/Service Unit	Services and Activities delivered on an ongoing basis	Annual Budget 2020/21 (Net position)	FTE	Annual KPI	Measurement	
Youth Services (332)	Operate a dedicated Youth Centre, Youth activities, community development, programs, training and support for young people aged 10 to 24 years.	\$1,981,095	9.21	Customer Satisfaction with youth services programs	Annual Target	90%
		YTD*			YTD*	100%
		\$1,004,770				
Environmental Health (441)	Maintain and improve wellbeing in the community by implementing the Public Health Plan. Provide environmental health services ensuring the standard of premises and activities complies with accepted public health standards, relevant legislation and practices. Management of issues and complaints about contaminated sites, pollution and illegal environmental health related activities.	\$2,347,762	13.36	Premises inspected	Annual Target	1200
		YTD*			YTD*	1361
		\$742,721				

Guide:

Status
Activity (A)
Strategy (S)
Project (P)

Delayed - Amber
On track - Green
Complete - Green

YTD* - as at 31/12/2020

Community, Lifestyle and Security: Key Projects, Strategies, Activities and Resource Estimates

Objective 3.1		Provide a diverse range of accessible, inclusive and targeted community services, recreation programs, events and cultural activities that enrich our community.			
Project (P), Strategy (S), or Activity (A)		Bus Unit	2020-21		
3.1.1	Review and implement the Age Friendly Strategy 2016-2021. (S)	Childcare and Seniors	Estimate	Review 2021	Comment
			Status	Delayed to 2022	Funding and human resources not allocated
3.1.2	Review and implement the Children and Families Strategy 2016-2021. (S)	Family and Community Development	Estimate	✓	Comment
			Status	On track	Implementation on track
3.1.3	Review and implement the Disability Access and Inclusion Plan 2017-2022. (S)	Family and Community Development	Estimate	✓	Comment
			Status	On track	Implementation underway
3.1.4	Review and implement the Youth Services Strategy 2017-2022 (consider increasing local suburb based youth programs). (S)	Youth Services	Estimate	✓	Comment
			Status	On track	Implementation underway

Guide:

Status

Activity (A)

Strategy (S)

Project (P)

Delayed - Amber

On track - Green

Complete - Green

YTD* - as at 31/12/2020

Objective 3.1		Provide a diverse range of accessible, inclusive and targeted community services, recreation programs, events and cultural activities that enrich our community.			
Project (P), Strategy (S), or Activity (A)		Bus Unit	2020-21		
3.1.5	Review and implement the Cultural Strategy (Art, Culture, Heritage & Events) 2016-2020. (S)	Events and Culture	Estimate	✓	Comment
			Status	Majority are completed or on track and some are delayed	The online art gallery, valuation and recommendation for retention and disposal of the City's art collection is delayed due to other priorities.
3.1.6	Review and Implement the Libraries Strategic Plan 2015-2020. (S)	Library Services	Estimate	Review 2020	Comment
			Status	Complete	Strategy and Action Plan adopted by Council 12 Nov, 2020. Local History Officer appointed Dec, 2020

Guide:

Status

Activity (A)

Strategy (S)

Project (P)

Delayed - Amber

On track - Green

Complete - Green

YTD* - as at 31/12/2020

Objective 3.1		Provide a diverse range of accessible, inclusive and targeted community services, recreation programs, events and cultural activities that enrich our community.			
Project (P), Strategy (S), or Activity (A)		Bus Unit	2020-21		
3.1.7	Incorporate the Cultural Diversity Strategy into the Community Development Strategy. (S)	Community Development and Services	Estimate	2020/21	Comment
			Status	Delayed	Will be combined with Community Development strategy in 2024
3.1.8	Map the application and approval process for external and internal run events and implement recommended process improvements. (A)	Events & Culture	Estimate	✓	Comment
			Status	On track	Process mapped and recommended improvements documented
3.1.9	Undertake a feasibility study for arts and cultural spaces in Cockburn and implement approved recommendations. (A)	Events & Culture	Estimate	✓	Comment
			Status	On track	The recommendations will be incorporated within the new

Guide:

Status

Activity (A)

Strategy (S)

Project (P)

Delayed - Amber

On track - Green

Complete - Green

YTD* - as at 31/12/2020

Objective 3.1		Provide a diverse range of accessible, inclusive and targeted community services, recreation programs, events and cultural activities that enrich our community.			
Project (P), Strategy (S), or Activity (A)		Bus Unit		2020-21	
					cultural strategy which will include developing a detailed business case/feasibility study for a performing arts centre

Objective 3.2		Facilitate and advocate for increased community safety.			
Project (P), Strategy (S), or Activity (A)		Bus Unit		2020-21	
3.2.1	Review and Implement the City's Community Safety and CCTV Strategy 2017-2022. (S)	Ranger and Community Safety Services	Estimate	Review 2021	Comment
				\$400k	
			Status	On track	Plan is currently under review and will be presented to Council in early

Guide:

Status

Activity (A)

Strategy (S)

Project (P)

Delayed - Amber

On track - Green

Complete - Green

YTD* - as at 31/12/2020

Objective 3.2		Facilitate and advocate for increased community safety.			
Project (P), Strategy (S), or Activity (A)		Bus Unit	2020-21		
					2021
3.2.3	Finalise the development of a Smart City facility security and access control system and commence roll-out of preselected locations. (P)	Ranger and Community Safety Services	Estimate	\$300k	Comment
			Status (%)	20%	High-level design and implementation plan completed. Currently finalising a procurement strategy before going to market for installation

Guide:

Status

Activity (A)

Strategy (S)

Project (P)

Delayed - Amber

On track - Green

Complete - Green

YTD* - as at 31/12/2020

Objective 3.3		Foster local community identity and connection through social inclusion, community development, and volunteering opportunities.			
Project (P), Strategy (S), or Activity (A)		Bus Unit	2020-21		
3.3.1	Review and implement the Community Development Strategy 2016-2020. (S)	Community Development	Estimate	Review 2021	Comment
			Status	On track	Currently being reviewed ready for mid- 2021
3.3.2	Develop a Volunteering Strategy. (S)	Community Development	Estimate	Develop 2020/21	Comment
			Status	On track	Currently being developed for Mid- 2021

Objective 3.4		Facilitate and support health and well-being outcomes for our community.			
Project (P), Strategy (S), or Activity (A)		Bus Unit	2020-21		
3.4.1	Develop a contemporary Public Health Plan which includes relevant parts of the Mosquito Management Plan 2008, the Contaminated Sites Strategy 2008 and the Tobacco Action Plan 2008. (S)	Environmental Health	Estimate		Comment
			Status	Delayed Review 2021/22	The Environmental Health Team have had to

Guide:

Status

Activity (A)

Strategy (S)

Project (P)

Delayed - Amber

On track - Green

Complete - Green

YTD* - as at 31/12/2020

Objective 3.4		Facilitate and support health and well-being outcomes for our community.			
Project (P), Strategy (S), or Activity (A)		Bus Unit	2020-21		
					prioritise the Covid-19 pandemic response which has caused a delay in the review of the Plan.

Objective 3.5		Recognise and celebrate the significance of cultural, social and built heritage including local Indigenous and multicultural groups.			
Project (P), Strategy (S), or Activity (A)		Bus Unit	2020-2021		
3.5.1	Design and Construct the Aboriginal Cultural and Visitors Centre. (P)	Strategy/ Community Development & Services	Estimate	\$0.5m	Comment
			Status (%)	On track 15%	New Architect and consultancy team appointed and Schematic Design review underway

Guide:

Status

Activity (A)

Strategy (S)

Project (P)

Delayed - Amber

On track - Green

Complete - Green

YTD* - as at 31/12/2020

Objective 3.5		Recognise and celebrate the significance of cultural, social and built heritage including local Indigenous and multicultural groups.			
Project (P), Strategy (S), or Activity (A)			Bus Unit		2020-2021
3.5.2	Review and implement the Reconciliation Action Plan 2018-2021. (S)	Family and Community Development	Estimate	✓	Comment
			Status	Some actions have been delayed	Change in staff has caused delays

Objective 3.6		Provide community, sport, recreational, and cultural facilities and infrastructure to meet our community needs.			
Project (P), Strategy (S), or Activity (A)			Bus Unit		2020-21
3.6.1	Review and Implement the Community, Sport & Recreation Facilities Plan 2018-2033. (S)	Leisure Planning Services	Estimate	✓	Comment
			Status	On track	Various projects listed are progressing through design or construction

Guide:

Status

Activity (A)

Strategy (S)

Project (P)

Delayed - Amber

On track - Green

Complete - Green

YTD* - as at 31/12/2020

Objective 3.6		Provide community, sport, recreational, and cultural facilities and infrastructure to meet our community needs.			
Project (P), Strategy (S), or Activity (A)		Bus Unit	2020-21		
3.6.2	Treeby Community and Sports Centre design and construction. (P)	Community Development	Estimate	\$3m	Comment
			Status (%)	50% - On track	Construction to commence 2021
3.6.3	Lifelong Learning Centre Spearwood Feasibility Study and Business Case. (P)	Community Development	Estimate	\$200k	Comment
			Status (%)	Delayed 2022/2023	Not funded due to COVID-19 and structure plan for the site needs to be completed first
3.6.4	Malabar Park Construction. (P)	Recreation Services	Estimate	\$2m	Comment
			Status (%)	30% - delayed	Tender documentation completed, awaiting environmental approvals

Guide:

Status

Activity (A)

Strategy (S)

Project (P)

Delayed - Amber

On track - Green

Complete - Green

YTD* - as at 31/12/2020

Objective 3.6		Provide community, sport, recreational, and cultural facilities and infrastructure to meet our community needs.			
Project (P), Strategy (S), or Activity (A)		Bus Unit	2020-21		
3.6.5	Beale Park Design and Construction. (P)	Recreation Services	Estimate	\$0.5M	Comment
			Status (%)	10% - on track	Review underway of concept plan and initial community consultation conducted
3.6.6	Cockburn Coast Oval Construction. (P)	Recreation Services	Estimate	\$1.5m	Comment
			Status (%)	5% - delayed	Key consultants appointed and initial community consultation undertaken. Project timelines delayed due to impacts of COVID-19

Guide:

Status

Activity (A)

Strategy (S)

Project (P)

Delayed - Amber

On track - Green

Complete - Green

YTD* - as at 31/12/2020

Objective 3.6		Provide community, sport, recreational, and cultural facilities and infrastructure to meet our community needs.			
Project (P), Strategy (S), or Activity (A)		Bus Unit	2020-21		
3.6.7	Expansion of Port Coogee Marina. (P)	Infrastructure Services	Estimate	\$5.3m	Comment
			Status (%)	40% completed	Detailed design package completed mid-December with tendering to be completed by April 2021
3.6.13	Cockburn ARC – Health and Fitness Expansion. (P)	Recreation Services	Estimate	\$0.5m	Comment
			Status (%)	10%	City has appointed external project manager and design team. Schematic and detailed design due in Q3, followed by tender drawings and documentation for construction RFT

Guide:

Status

Activity (A)

Strategy (S)

Project (P)

Delayed - Amber

On track - Green

Complete - Green

YTD* - as at 31/12/2020

City Growth and Moving Around: Business as Usual Services

Business or Service Unit	Services and Activities delivered on an ongoing basis	Annual Budget 2020/21 (Net position)	FTE	Annual KPI	Measurement	
Strategic Planning (420, 421)	Prepare structure plans, amendments to the Local Planning Scheme, formulate strategies and adopt policies which provide guidance and direction for the growth of the City.	\$1,650,006	9	Number of Scheme amendment and structure plan applications responded to within statutory timeframe	Annual Target	100%
		YTD*			YTD*	100%
		\$964,819				
Building Services (431)	Ensure that buildings and structures within the City provide acceptable levels of public safety and comply with all relevant building legislation, codes, standards and regulations	\$1,091,757	16	Permits Issued	Annual Target	2250
		YTD*			YTD*	1380 (five months)
		\$178,703				
Statutory Planning (411)	Regulate development and subdivision in a timely manner within the City to ensure the protection of appropriate levels of amenity (within the built form and within areas of public open space) and to protect the public interest.	\$1,080,167	13.08	60 days or 90 day approval depending on if advertising is required.	Annual Target	80%
		YTD*			YTD*	68%
		\$232,825				Completed

Guide:
 Status
 Activity (A)
 Strategy (S)
 Project (P)

Delayed - Amber
 On track - Green
 Complete - Green

YTD* - as at 31/12/2020

Business or Service Unit	Services and Activities delivered on an ongoing basis	Annual Budget 2020/21 (Net position)	FTE	Annual KPI	Measurement	
Road Design (532)	Design roads, drains, paths, cycle ways and associated infrastructure	\$351,959	5.5	Design in house completed	Annual Target	75%
		YTD*			YTD*	44%
		\$155,420				
Road Construction (530, 531)	Construct and maintain roads, drains, paths, cycle ways and associated infrastructure. Ensure the drainage structure throughout the City caters for new development and revitalisation	\$3,647,386	31.5	Metres of Road Resurfacing completed	Annual Target	9,500m
		YTD*			YTD*	7,172m
		\$12,483,667				
Road Planning and Development (535)	Ensure development occurs in accordance with relevant Australian Standards and Council conditions and specifications	\$610,953	6	Estimated Value \$9m	Annual Target	\$9m
		YTD*			YTD*	\$3m
		\$245,771				
Transport and Traffic Services (530, 531)	Ensure planning and development of the transport network within the City meets community and industry needs while minimising environmental impact	Allocated in Road Construction Budget	5	Projects Completed In-house (%)	Annual Target	80%
					YTD*	51%

Guide:

Status

Activity (A)

Strategy (S)

Project (P)

Delayed - Amber

On track - Green

Complete - Green

YTD* - as at 31/12/2020

Business or Service Unit	Services and Activities delivered on an ongoing basis	Annual Budget 2020/21 (Net position)	FTE	Annual KPI	Measurement	
Engineering Services (530, 531)	Manage and maintain all the City's road network, footpaths and relevant work in new residential and industrial development	Allocated in Road construction budget	31.5	New Paths & Cycle ways constructed (m ²)	Annual Target	9500m
					YTD*	2875.5m
Land Administration (423)	Ensure the City's property interests and land portfolio are managed to maximise social, economic and environmental outcomes. Undertake major land acquisition projects.	(\$743,972)	3	Land Sales	Annual Target	\$2m
		YTD*			YTD*	\$2.99m
		\$314,298				

Guide:

Status

Activity (A)

Strategy (S)

Project (P)

Delayed - Amber

On track - Green

Complete - Green

YTD* - as at 31/12/2020

City Growth and Moving Around: Key Projects, Strategies, Activities and Resource Estimates

Objective 4.1		Plan to provide residents with great places to live, activated social connections and high quality open spaces.			
Project (P), Strategy (S), or Activity (A)		Bus Unit	2020-21		
4.1.1	Implement and Review the Land Management Strategy. (S)	Strategic Planning	Estimate	\$30K	Comment
			Status	Delayed	Current strategy runs till 2022 and no money was requested or allocated in 20/21 budget – will be put forward for a future budget
4.1.2	Prepare the new Local Planning Strategy and Scheme for the District. (S)	Strategic Planning	Estimate	✓	Comment
			Status	On track	Local Planning Strategy drafted – awaiting WAPC consent to advertise to advertise Local Planning

Guide:

Status

Activity (A)

Strategy (S)

Project (P)

Delayed - Amber

On track - Green

Complete - Green

YTD* - as at 31/12/2020

Objective 4.1		Plan to provide residents with great places to live, activated social connections and high quality open spaces.			
Project (P), Strategy (S), or Activity (A)		Bus Unit	2020-21		
					Scheme to be drafted next (will extend into following FY)
4.1.3	Australian Building Cladding Audit – the audit and follow up work related to flammable cladding. (A)	Building Services	Estimate	✓	Comment
			Status	On track	The WA Building Cladding Audit has been completed. The City owns one affected building, the Integrated Health and Community facility. At this stage it is intended to have a contract for the remediation works in place by mid-2021

Guide:

Status

Activity (A)

Strategy (S)

Project (P)

Delayed - Amber

On track - Green

Complete - Green

YTD* - as at 31/12/2020

Objective 4.2		Sustainably revitalise urban areas to deliver high levels of amenity and to cater for population growth.			
Project (P), Strategy (S), or Activity (A)		Bus Unit	2020-21		
4.2.1	*Implement the Phoenix Central; Hamilton Hill, Coolbellup, The Lakes Revitalisation Strategies. (S) *Recognises parks upgrades, traffic related and community building recommendations are budgeted for in other budgets	Strategic Planning	Estimate	\$215k*	Comment
			Status	On track	Maintaining website updates as available on scheduled projects
4.2.2	Review the City's approach to future revitalisation strategies. To be informed by the review of the City's Local Planning Strategy. (A)	Strategic Planning	Estimate	✓	Comment
			Status	On track	Documented a revised approach in the draft Local Planning Strategy which is awaiting WAPC consent to advertise

Guide:

Status

Activity (A)

Strategy (S)

Project (P)

Delayed - Amber

On track - Green

Complete - Green

YTD* - as at 31/12/2020

Objective 4.3		Develop Cockburn Central as our City centre and strengthen local area localities through planning and activation.			
Project (P), Strategy (S), or Activity (A)		Bus Unit	2020-21		
4.3.1	Prepare an intervention framework to promote growth, good design, and viable outcomes in our activity centres. (part of the LCACS review). (S)	Strategic Planning	Estimate	✓	Comment
			Status	On track	June 2021
4.3.2	Implement the Cockburn Central Activity Centre Strategy in conjunction with relevant Business Units. (S)	Strategic Planning	Estimate	✓	Comment
			Status	On track	Moving into Medium term action phase

Objective 4.4		Plan and facilitate diverse and affordable housing choices for residents and vulnerable communities.			
Project (P), Strategy (S), or Activity (A)		Bus Unit	2020-21		
4.4.1	Implement and Review the Housing Affordability and Diversity Strategy (Reviewed 2018). (S)	Strategic Planning	Estimate	✓	Comment
			Status	On track	The relevant considerations are now embedded as part of the draft Local Planning Strategy

Guide:

Status

Activity (A)

Strategy (S)

Project (P)

Delayed - Amber

On track - Green

Complete - Green

YTD* - as at 31/12/2020

Objective 4.5		Advocate and plan for reduced traffic congestion.			
Project (P), Strategy (S), or Activity (A)		Bus Unit	2020-21		
4.5.2	Advocate for the analysis and planning to support the delivery of the Fremantle to Cockburn Transit Link. (A)	Strategic Planning	Estimate	✓	Comment
			Status	Ongoing	Promoted through Infrastructure Australia Discussion Paper comments and the City's draft Local Planning Strategy Continues via the SW Group and Cockburn Coast Steering Committee
4.5.3	Develop public events, information campaigns and education resources about traffic congestion, road safety and alternative transport mode choices to reduce the dependency on trips by private car. (A)	Engineering Services	Estimate	✓	Comment
			Status	On track	

Guide:

Status

Activity (A)

Strategy (S)

Project (P)

Delayed - Amber

On track - Green

Complete - Green

YTD* - as at 31/12/2020

Objective 4.6		Plan, develop and advocate for safe, sustainable, integrated local transport networks, public transport and regional transport networks.			
Project (P), Strategy (S), or Activity (A)		Bus Unit	2020-21		
4.6.1	Road Projects 2019-2033 (includes new, resurfacing and traffic management). (P)	Engineering Services	Estimate	\$18,747,966	Comment
			Status (%)	45%	Program Underway
4.6.2	Advocate for improvements to public transport. (A)	Strategic Planning	Estimate	✓	Comment
			Status	On track	Facilitated via structure planning process. Promoted via Integrated Transport Strategy and draft Local Planning Strategy
4.6.3	Review and implement the Integrated Transport Strategy, incorporating the Road Safety Strategy, Parking Plan and Travel Smart Plan. (S)	Engineering Services	Estimate	Review 2020	Comment
			Status	Completed	OCM November 2020

Guide:

Status

Activity (A)

Strategy (S)

Project (P)

Delayed - Amber

On track - Green

Complete - Green

YTD* - as at 31/12/2020

Objective 4.7		Continue to complete the coverage of accessible cycle ways, footpaths, parking and end of trip facilities, and trails networks across the City.			
Project (P), Strategy (S), or Activity (A)		Bus Unit	2020-21		
4.7.1	Construct New and refurbished Footpaths. (P)	Engineering Services	Estimate	\$1.4m	Comment
			Status (%)	On track	For completion this financial year
4.7.2	Complete Bicycle Network Infrastructure 2017 – 2026. (S)	Engineering Services	Estimate	\$0.85m	Comment
			Status	Delayed	Contract issues with BP Oil Pipeline path for land access and maintenance project may not be proceeding
4.7.3	In conjunction with Environmental Management, review and integrate the Footpath Plan. (S)	Engineering Services	Estimate	✓	Comment
			Status	Completed	September 2020

Guide:

Status

Activity (A)

Strategy (S)

Project (P)

Delayed - Amber

On track - Green

Complete - Green

YTD* - as at 31/12/2020

Objective 4.7		Continue to complete the coverage of accessible cycle ways, footpaths, parking and end of trip facilities, and trails networks across the City.			
Project (P), Strategy (S), or Activity (A)		Bus Unit	2020-21		
4.7.4	Implement the City wide Parking Plan. (S)	Engineering Services	Estimate	✓	Comment
			Status	On track	Ongoing - Implementation underway
4.7.5	Review and implement the Trails Master Plan. (S)	Environmental Services	Estimate	✓	Comment
			Status	Completed	September 2020 – Implementation underway

Guide:

Status

Activity (A)

Strategy (S)

Project (P)

Delayed - Amber

On track - Green

Complete - Green

YTD* - as at 31/12/2020

Listening and Leading: Business as Usual Services

Business or Service Unit	Services and Activities delivered on an ongoing basis	Annual Budget 2020/21 (Net position)	FTE	Annual KPI	Measurement	
Executive Services Division (111,112,113)	Provides strategic direction for the City, and administrative and governance support to other divisions. Engage with State and Federal Government Agencies in order to secure partnership funding arrangements	\$5,060,763	9	Leadership within the community score	Annual Target	64
		YTD*			YTD*	N/A Score Not available yet
		\$1,824,408				
Strategy and Civic Support (130, 131)	Strategic and corporate business planning; support for civic buildings, events, functions and activities.	\$377,704	6.42	Number of Civic events held	Annual Target	17
		YTD*			YTD*	8
		\$59,469				
Infrastructure Services – Project & Asset Services (Asset Management) (540)	Management of City assets through Asset Management Plans including condition rating and review of Road Infrastructure; Drainage; Footpaths; Buildings; Fleet and Plant; Parks and Environment; Marina and Coastal Infrastructure and other facilities.	\$6,350	9	Completion of Asset Management Plans	Annual Target	100%
		YTD*			YTD*	75%
		\$711				

Guide:

Status
Activity (A)
Strategy (S)
Project (P)

Delayed - Amber
On track - Green
Complete - Green

YTD* - as at 31/12/2020

Business or Service Unit	Services and Activities delivered on an ongoing basis	Annual Budget 2020/21 (Net position)	FTE	Annual KPI	Measurement	
Facilities and Plant Services (543, 544)	Manage and maintain all Council owned buildings and structures, fleet and plant	\$2,598,190	13	Management and maintenance of infrastructure, and plant within Budget	Annual Target	100%
		YTD*			YTD*	45%
		\$1,049,938				
Governance and Risk Services (Compliance) (351)	Coordinate and continuously improve governance activities to ensure compliance with legislative requirements and corporate guidelines and meets statutory obligations in accordance with the <i>Local Government Act 1995</i>	\$669,283	2	Compliance audit return	Annual Target	100%
		YTD*			YTD*	
		\$2,867,333				
Governance and Risk Services (Risk) (351)	Implementation and ongoing management of a Business Continuity Management program that brings resilience to the organisation in ensuring the organisation is capable of delivering vital services during periods of business interruption	Cost allocated in Governance Services	N/A	Complete two internal audits per annum	Annual Target	100%
					YTD*	

Guide:

Status
Activity (A)
Strategy (S)
Project (P)

Delayed - Amber
On track - Green
Complete - Green

YTD* - as at 31/12/2020

Business or Service Unit	Services and Activities delivered on an ongoing basis	Annual Budget 2020/21 (Net position)	FTE	Annual KPI	Measurement	
Corporate Communications (340, 341, 342, 343)	Delivering communication materials and services to ensure the community is engaged with and informed about services and programs. This includes marketing, media, community engagement, public relations, customer service, graphic design, videography and photography	\$438,643	22.24	How the community is informed about what's happening *Performance index score -	Annual Target	90% positive 68 Index* N/A
		YTD*			YTD*	This is reported on once a year through the Community Scorecard
		\$232,100				
Human Resources (231)	Provide policy, programs and advice which shape the City's workforce to ensure it is capable of achieving business objectives now and in the future.	(\$68,480)	13.45	Staff satisfaction with timely and appropriate advice	Annual Target	80% satisfaction
		YTD*			YTD*	Available in March each year
		\$111,892				
Human Resources (Enterprise Agreement) (231)	Develop and implement an Enterprise Agreement for staff.	Included in Human Resources		EA completed and implemented	Annual Target	100%
					YTD*	100%

Guide:

Status
Activity (A)
Strategy (S)
Project (P)

Delayed - Amber
On track - Green
Complete - Green

YTD* - as at 31/12/2020

Business or Service Unit	Services and Activities delivered on an ongoing basis	Annual Budget 2020/21 (Net position)	FTE	Annual KPI	Measurement	
Accounting Services (210, 211, 213)	Provide financial planning and management reporting; budget variance analysis and accounting services. Ensure Council compliance with statutory financial reporting and audit requirements	(\$5,245,467)	12.75	Accounts paid on time (%)	Annual Target	97%
		YTD*			YTD*	95%
		\$1,168,465				
Procurement Services (214)	Facilitate efficient and cost effective procurement in a centre led procurement model; provide support services in competitive sourcing and contract management. Ensure organisational compliance with statutory and internal procurement requirements	\$6,000	7	Number of competitive engagements	Annual Target	85
		YTD*			YTD*	42
		\$50,442				
Rating and Revenue Services (212)	Rates levying and rates collection services. Maintains the property database. Controls and delivers all revenue related services. Prepares the electoral roll for Council	(\$108,307,759)	9.59	Number of rates notices issued	Annual Target	53000
		YTD*			YTD*	52,846
		\$108,011,704				
Information & Communications	Manage and maintain the City's internal information and communications technology	\$184,475	8	Number of mobile devices	Annual Target	628

Guide:

Status

Activity (A)

Strategy (S)

Project (P)

Delayed - Amber

On track - Green

Complete - Green

YTD* - as at 31/12/2020

Business or Service Unit	Services and Activities delivered on an ongoing basis	Annual Budget 2020/21 (Net position)	FTE	Annual KPI	Measurement	
Technology (220, 221)		YTD*		supported	YTD*	650
		\$522,977				
Business Systems (224)	Support and develop the City's business systems to enhance the effectiveness and efficiency of Council's operations through the use of technology	\$271,000	7.39	Number of non-Technology One applications supported	Annual Target	15
		YTD*			YTD*	15
		\$3,011				
Geographic Information Systems (GIS) (223)	Deliver the support, maintenance and development of GIS systems and datasets which are tools to analyse, visualise and explore corporate location based information	\$5,000	4	Number of external map views	Annual Target	64000
		YTD*			YTD*	64000
		\$27,820				
Records Services (222)	Provide technologically advanced records management services	\$22,000	8	Number of training sessions held	Annual Target	48
		YTD*			YTD*	28
		\$72,697				

Guide:
Status
Activity (A)
Strategy (S)
Project (P)

Delayed - Amber
On track - Green
Complete - Green

YTD* - as at 31/12/2020

Business or Service Unit	Services and Activities delivered on an ongoing basis	Annual Budget 2020/21 (Net position)	FTE	Annual KPI	Measurement	
Environment Services (Sustainability)	Sustainability Strategy implementation including coordination of actions across the organisation and the completion of the annual State of Sustainability report.	Allocated in Environmental Sustainability	1	Annual adoption of the State of Sustainability Report	Annual Target	100%
					YTD*	100%

Guide:

Status

Activity (A)

Strategy (S)

Project (P)

Delayed - Amber

On track - Green

Complete - Green

YTD* - as at 31/12/2020

Listening and Leading: Key Projects, Strategies, Activities and Resource Estimates

Objective 5.1		Ensure good governance through transparent and accountable, planning, processes, reporting, policy and decision making.			
Project (P), Strategy (S), or Activity (A)		Bus Unit	2020-21		
5.1.1	Knowledge Management Project – corporate records management. (A)	Records Services	Estimate	✓	Comment
			Status	On track	Work completed with the Strategic Planning Business Unit and work has commenced with the Information Services Business Unit
5.1.2	Develop, implement and maintain a four year corporate planning cycle and new Strategy Software System. (A)	Strategy	Estimate	\$20k	Comment
			Status	Partially Delayed	Delay in KPI system has caused a delay in the Strategy Software system development

Guide:

Status

Activity (A)

Strategy (S)

Project (P)

Delayed - Amber

On track - Green

Complete - Green

YTD* - as at 31/12/2020

Objective 5.1		Ensure good governance through transparent and accountable, planning, processes, reporting, policy and decision making.			
Project (P), Strategy (S), or Activity (A)		Bus Unit	2020-21		
5.1.3	Consolidate the existing strategies and strategic documents into a cohesive framework of strategies and list of operational documents linked to the strategic outcomes and objectives. (A)	Strategy	Estimate	✓	Comment
			Status	On track	Planned Strategy reviews, and new Strategy development underway
5.1.4	Review and implement the Risk Management Strategy . (S)	Governance	Estimate	✓	Comment
			Status	On Track	Review underway
5.1.6	Review, assess and apply new or amended legislative requirements from the LG Act Review. (A)	Governance	Estimate	✓	Comment
			Status	On Track	Underway

Guide:

Status

Activity (A)

Strategy (S)

Project (P)

Delayed - Amber

On track - Green

Complete - Green

YTD* - as at 31/12/2020

Objective 5.2		Deliver value for money through sustainable financial management, planning and asset management.			
Project (P), Strategy (S), or Activity (A)		Bus Unit	2020-21		
5.2.1	Review and implement the Asset Management Strategy 2017 and ensure consistent organisational asset management principles are in place. (S)	Infrastructure Services – Project & Asset Services	Estimate	✓	Comment
			Status	On track	Ongoing delivery of the Strategy's 4 major objectives are progressing as planned
5.2.3	Create and review the Asset Management Plan for Cockburn ARC. (S)	Project & Asset Services	Estimate	✓	Comment
			Status	On track	Council adoption planned for early 2021
5.2.4	Operations Centre Upgrade Stage 2. (P)	Infrastructure Services - Project & Asset Services	Estimate	\$2.1M	Comment
			Status (%)	On track	Commencing December 2020 – Estimated completion November 2021

Guide:

Status

Activity (A)

Strategy (S)

Project (P)

Delayed - Amber

On track - Green

Complete - Green

YTD* - as at 31/12/2020

Objective 5.2		Deliver value for money through sustainable financial management, planning and asset management.			
Project (P), Strategy (S), or Activity (A)		Bus Unit	2020-21		
5.2.5	Office of the Auditor General performance audits – participation and review better practice recommendations. (A)	Accounting Services	Estimate	✓	Comment
			Status	On track	Six reports addressing recent OAG performance audits taken to the 19 Nov 2020 audit committee meeting
5.2.6	Refine the long term financial planning methods to better integrate with the City's Strategic Community Plan objectives. (A)	Financial Services	Estimate	✓	Comment
			Status	On track	The next iteration of the LTFP is due to be completed in the second half of the financial year (in conjunction with the 2021/22 budget) and will be aligned to the new Strategic Community Plan

Guide:

Status

Activity (A)

Strategy (S)

Project (P)

Delayed - Amber

On track - Green

Complete - Green

YTD* - as at 31/12/2020

Objective 5.2		Deliver value for money through sustainable financial management, planning and asset management.			
Project (P), Strategy (S), or Activity (A)		Bus Unit	2020-21		
5.2.7	Implement Covid-19 financial measures including zero % rate, fee and charges increase for 2021. The impact has then been extrapolated across the ten years of the LTFP. (A)	Executive	Estimate	✓	Comment
			Status	Completed	The 2020/21 budget was prepared and balanced incorporating these Covid-19 financial relief measures

Objective 5.3		Listen to, communicate, consult and engage with our residents and business community in a timely, open and collaborative manner.			
Project (P), Strategy (S), or Activity (A)		Bus Unit	2020-21		
5.3.3	Review the Community Engagement Policy and Framework. (A)	Corporate Communications	Estimate	✓	Comment
			Status	On track	Community consultation will be undertaken

Guide:

Status

Activity (A)

Strategy (S)

Project (P)

Delayed - Amber

On track - Green

Complete - Green

YTD* - as at 31/12/2020

Objective 5.4		Attract, engage, develop, support and retain our employees to provide exceptional services for the community.			
Project (P), Strategy (S), or Activity (A)		Bus Unit	2020-21		
5.4.1	Review and Implement the Workforce Plan 2017–2022. (S)	Human Resources	Estimate	Review 2020 \$0.5m	Comment
			Status	On track	Draft Plan developed

Objective 5.5		Provide high quality accessible customer service and experiences for all our community.			
Project (P), Strategy (S), or Activity (A)		Bus Unit	2020-21		
5.5.1	Undertake requirements gathering for a single view of the customer and implement a solution. (A)	Corporate Communications	Estimate	✓	Comment
			Status	On track	The City of Gosnells has shared a solution they have developed free of charge which provides the single view of the customer to a significant degree

Guide:

Status

Activity (A)

Strategy (S)

Project (P)

Delayed - Amber

On track - Green

Complete - Green

YTD* - as at 31/12/2020

Objective 5.5		Provide high quality accessible customer service and experiences for all our community.			
Project (P), Strategy (S), or Activity (A)		Bus Unit	2020-21		
5.5.2	Undertake requirements gathering to enable customers to customise and manage their preferences in regard to receiving information and implement a solution. (A)	Corporate Communications	Estimate	✓	Comment
			Status	Delayed	This is on hold pending gaining an understanding of what CIAnywhere (CIA) can deliver, the roll out of which is significantly behind what we were originally told.
5.5.3	Continue to implement the Website Governance and Management Plan to ensure accessibility. (A)	Corporate Communications	Estimate	✓	Comment
			Status	On track	We continue to make improvements according to the plan - most recently including

Guide:

Status

Activity (A)

Strategy (S)

Project (P)

Delayed - Amber

On track - Green

Complete - Green

YTD* - as at 31/12/2020

Objective 5.5		Provide high quality accessible customer service and experiences for all our community.			
Project (P), Strategy (S), or Activity (A)		Bus Unit		2020-21	
					the home page, events module and dog registration updates.

Objective 5.6		Build an organisational culture that encourages innovation in both digital and non-digital mediums, and utilisation of technology to increase efficiency and effectiveness.			
Project (P), Strategy (S), or Activity (A)		Bus Unit		2020-21	
5.6.1	Implement and review the Sustainability Strategy 2017-2022. (S)	Environment Services	Estimate	Review 2021	Comment
			Status	On track	Community consultation to be undertaken in July/August to help inform the strategy with the final being presented to the October OCM.

Guide:

Status

Activity (A)

Strategy (S)

Project (P)

Delayed - Amber

On track - Green

Complete - Green

YTD* - as at 31/12/2020

Objective 5.6		Build an organisational culture that encourages innovation in both digital and non-digital mediums, and utilisation of technology to increase efficiency and effectiveness.			
Project (P), Strategy (S), or Activity (A)		Bus Unit	2020-21		
5.6.2	Review and Implement the Information Services Strategy 2016 – 2020. (S)	Information Services	Estimate	✓	Comment
			Status	Completed	Strategy was refreshed in 2018 for 2018-2020. New strategy to be created in 2021.
5.6.3	Review and update the existing customer request system to meet current business processes. (A)	Information Services	Estimate	✓	Comment
			Status	On track	
5.6.4	Develop and implement two Smart Cities Projects in partnership with the South West Groups- (Smart Street lighting and LoRaWAN network). (P)	Strategy	Estimate	✓	Comment
			Status (%)	On track	LoRaWAN gateway is installed and Smart Street Lighting Trial is underway

Guide:

Status

Activity (A)

Strategy (S)

Project (P)

Delayed - Amber

On track - Green

Complete - Green

YTD* - as at 31/12/2020

Objective 5.6		Build an organisational culture that encourages innovation in both digital and non-digital mediums, and utilisation of technology to increase efficiency and effectiveness.			
Project (P), Strategy (S), or Activity (A)		Bus Unit	2020-21		
5.6.5	Develop an Innovation Framework and culture. (A)	Strategy	Estimate	✓	Comment
			Status	On track	Draft framework has been developed
5.6.6	Review and Implement the Digital Strategy 2019-2024. (S)	Information Services	Estimate	✓	Comment
			Status	On track	Implementation underway

Guide:

Status

Activity (A)

Strategy (S)

Project (P)

Delayed - Amber

On track - Green

Complete - Green

YTD* - as at 31/12/2020

Objective 5.7		Actively advocate and seek regional collaboration focussed on growing the wellbeing and self-sufficiency of the community to better meet their social, environmental and economic needs.			
Project (P), Strategy (S), or Activity (A)		Bus Unit	2020-21		
5.7.1	Apply for areas to be included in funding for underground power. (A)	Engineering Services	Estimate	✓	Comment
			Status	In progress	South Lake East project is in development stage; agreement with Western Power will be completed in February 2021
5.7.2	Participate in the Westport Local Government Reference Group (WLGRG) as per the Terms of Reference. (A)	Strategic Planning	Estimate	✓	Comment
			Status	On track	Meetings and participation as required

Guide:

Status

Activity (A)

Strategy (S)

Project (P)

Delayed - Amber

On track - Green

Complete - Green

YTD* - as at 31/12/2020

19. MOTIONS OF WHICH PREVIOUS NOTICE HAS BEEN GIVEN**19.1 (2021/MINUTE NO 0014) CR SEPAROVICH - PROPOSED POLICY TO APPOINT ELECTED MEMBERS TO EXTERNAL COMMITTEES, REFERENCE GROUPS AND SUB COMMITTEES**

Author D Green

Attachments 1. Elected Member Appointments and Training - Standing Committees, Reference Groups, Boards and External Organisations Policy [↓](#)

RECOMMENDATION

That Council:

- (1) notes the information in relation to the appointment of Elected Members to Council Standing Committees, Reference Groups and External Organisations; and
- (2) refers the attached Policy “Elected Members Appointments and Training – Standing Committees, Reference Groups, Boards and External Committees” to the Delegated Authority and Policies (DAP) Committee for further consideration.

COUNCIL DECISION

MOVED Cr K Allen SECONDED Cr P Eva

That the recommendation be adopted.

CARRIED UNANIMOUSLY 9/0

Background

By email received on 10 December 2020, Cr Separovich submitted the following Notice of Motion:

‘That Council have a new policy drafted to govern the process by which Elected Members are selected and appointed to external committees, reference groups and council subcommittees, with the proposed policy to be submitted to the first DAP Committee meeting in the new year, for consideration and referral to Council.

Reason

2021 is an election year and in October, a Special Council Meeting is held at which Elected Members are appointed to a range of committees, and Council needs to have a policy in place to ensure that the Elected Members are getting a fair and transparent means of appointing who it wishes to the various committees and reference groups.



In addition, there have been several questionable deviations from what would be assumed to be standard operating procedures, including Elected Members appointing their successors, Officers putting arbitrary caps on internal committees in contradiction to the Terms of Reference of those committees, and the continuous issues generated by Standing Orders stating that alternative recommendations will be heard before Officer Recommendations.

One overarching policy will fix these issues and ensure that all Elected Members will be able to refer back to one consistent set of rules when it comes to political appointment to committees.

Submission

N/A

Report

In March 2019, Council adopted a Policy “Elected Members Appointments and Training – Standing Committees, Reference Groups, Boards and External Committees”, a copy of which is attached. This document provides an outline of the purpose and guidelines used to effect the appointment of Elected Members to specified Committees, Groups and Organisations.

In addressing the issues contained in the Notice of Motion, it is important to identify the legislative provisions which relate to the appointment of elected members to statutory (Standing) Committees and non-statutory (informal) Reference Groups and representative organisations.

(1) Standing Committees

Standing Committees are formal committees established by resolution of Council, to attend to specific functions which would otherwise be required to be decided at a meeting of the full Council.

There are six (6) Standing Committees established by the City, which are currently in operation, being:

1. Delegated Authorities and Policies Committee (DAP)
2. Chief Executive Officer Performance Review Committee (CEOPR)
3. Grants and Donations Committee (GAD)
4. Audit and Strategic Finance Committee (ASFC)
5. Cockburn Community Events Committee, and
6. Local Emergency Management Committee (LEMC)

Of these, the ASFC is required to be established, pursuant to the Audit provisions (Part 7) of the *Local Government Act 1995* (the Act). The LEMC is required to be established under the provisions of the *Emergency Management Act 2005*.



The remaining four (4) Standing Committees are established pursuant to Part 5, Division 2, sub-division 2 of the Act. Section 5.8 provides the ability for Council to establish committees of three (3) or more persons to assist the Council, and if appropriate, exercise powers and discharge duties.

Further, Section 5.10 of the Act provides for Council to appoint persons (by resolution) to be members of these established Standing Committees.

In addition to appointing members to such committees, Section 5.11A provides Council the opportunity to appoint Deputy Committee Members to act in place of an appointed member during any period when the appointed member is unavailable to attend a committee meeting.

It is emphasised that these appointments can only be made by Council decision and there is no entitlement for any Elected Member (other than the Mayor) to be otherwise appointed to any Standing Committee. However, all Councillors who nominate to be a member of a Standing Committee are to be appointed, by resolution of Council, to at least one such committee.

Standing Committees must adhere to strict operating standards and are required to be conducted in accordance with formal procedures as outlined in the Act and the Local Laws related to Standing Orders. These include:

- Election of a Presiding Member
- Formalised Agendas and Minutes
- Quorum requirements
- Voting requirements
- Disclosure of Interests
- Rules of Debate
- Council adoption of Committee Recommendations.

Accordingly, the formalities associated with Standing Committees are similar to those which apply to meetings of Council, and represent significant responsibilities which need to be complied with.

The reasoning contained in Cr Separovich's Notice of Motion appears to infer that the "operating procedures" which govern the conduct of these committees are not being adhered to. This is not the case, and it appears to indicate a lack of understanding and knowledge of the procedures related to the appointment process.

It is important that any lack of clarity be addressed to ensure that all Elected Members are properly informed of the necessary requirements which accompany the governance of such appointments.

Apart from the statutory provisions of the Act, the City of Cockburn Standing Orders Local Law (Part 17) provide extensive and explicit provisions which are applicable to the establishment and operation of



formal committees and the appointment of membership. The Standing Orders are specific in the application of all requirements which impact on the formalities associated with these committees, over and above the related governing provisions of the Act.

Accordingly, these Committees operate within a highly regulated environment which is comparable to that of a Council meeting, except for the provisions which limit the number of times a member can speak at a Committee meeting.

In addition, the Standing Orders require that each Standing Committee shall operate with a *“terms of reference specifying duties, powers and reporting requirements”*. Therefore, the necessity for the Terms of Reference (TOR) is to enable the purpose and limitations of each such Committee to be established and controlled by Council resolution, and is not a process which can be otherwise dictated by an individual Elected Member. Otherwise, there is no relationship between the TOR and the number of Elected Members that can be appointed (by Council) to each Standing Committee, apart from the minimum number required (3).

Cr Separovich also questions *“deviations from what would be assumed to be standard operating procedures, including Elected Members appointing their successors, officers putting arbitrary caps on internal committees in contradiction to the Terms of Reference to those committees, and the continuous issues generated by standing orders stating that alternative recommendations will be heard before officer’s recommendations.”* This statement is incorrect on three important matters of fact.

- 1) Elected Members do not “appoint their successors” on any formal committee (or informal reference/other group). This can only be resolved by a Council decision, which is made following the consideration of an officer report prepared for presentation at a formal meeting of Council.

It is assumed Cr Separovich is referring to a recent meeting at which a Councillor submitted a Notice of Motion (pursuant to Standing Orders) to resign and nominate another Councillor as a replacement. This is a legitimate option available to all members, should they wish to do so, although it is not an avenue normally taken.

- 2) Officers do not put arbitrary caps on standing committee numbers and certainly not in contradiction to the TOR of any committees. It is the role of officers to prepare reports for the consideration of Council, which are clear and lawful, as well as being able to be implemented.

In the case of Standing Committees, there is no capacity for any upper limit “cap” to be placed on membership numbers, provided the minimum statutory number of three (3) members is appointed.



There are no guidelines or requirements which impact on an officer's ability to recommend the makeup of membership numbers, including the appointment of deputies. Any assertion that this practice is contrary to the TOR of any Standing Committee is not correct.

- 3) The City's Standing Orders do not make any reference to "alternative recommendations", rather that is a process contained within a Council adopted policy which enables for an orderly consideration of a motion presented to the Council Meeting, which is different to that contained in the officer's recommendation of a report. The formal process is clearly outlined in Part 10 of the Standing Orders, which deals with the procedure for debating motions. The current "Council Meetings" Policy provides guidance to members for the preparation of "alternative recommendations" (motions) and also supports the process by which the Presiding Member deals with such motions at the Council meeting.

Therefore, the comment that asserts the City's Standing Orders generate *"continuous issues in stating that alternative recommendations will be heard before officers recommendations"* is misconceived.

(2) Reference Groups

The primary difference between a Reference Group and a Standing Committee is that there is no statutory framework which applies to the formation and membership of a Reference Group. While the intent of Reference Groups is similar in nature to formal Committees, the surrounding governance is informal and more flexible than that which is necessarily applied to Standing Committees to ensure statutory compliance.

Reference Groups are internally administered by City officers and the only restrictions on the number of Elected Members who can be appointed to these groups is contained within the Council adopted TOR for each group.

In addition, the make-up of Reference Groups generally includes representation from external stakeholders, including other government agencies, and community members. These appointments are always reviewed following the biennial Council elections and determined by a decision of Council.

Further, Reference Groups are unable to make decisions which would otherwise require the endorsement of Council, and for that reason, the TOR for these groups specify the operational issues which relate to its purpose and functions.

The minutes of Reference Group meetings are not required to be adopted by Council, however, any matters related to their meetings which require a formal decision of Council are the subject of a separate officer report and presented to a Council Meeting for consideration.



Generally, Reference Groups provide a valuable mechanism for the involvement of the community and other stakeholders on issues for which specific input is seen as an important factor in enhancing their objectives and outcomes, and which would otherwise not be readily available.

(3) External Organisations

This category refers to those organisations which are administered externally from the City of Cockburn and are independent of any constitutional connection to the City. These can vary from large representative bodies (eg: WA Local Government Association – South Metro Zone) to more discreet localised groups (e.g. Woodman Point Regional Park Community Advisory Committee), which seek representation from the City of Cockburn, as a stakeholder, for participation purposes in their activities.

The common element for these organisations is that they are each separately responsible for all associated meeting arrangements and it is entirely voluntary whether the Council chooses to participate in the proceedings.

However, given the diversity of purpose and functions undertaken, it is generally accepted that these organisations provide an opportunity for the City to be kept informed on matters of specific local and regional interest, as well as being involved as a participant.

Conclusion

This report has endeavoured to highlight the difference between the methodology applied to appointing Elected Members (specifically) as representatives to its established formal Standing Committees and internally administered Reference Groups, as well as providing delegates to other organisations, which are independent of the City and seek the participation of the City as an interested stakeholder.

Primarily, the processes involved are distinguished by statutory requirements which dictate the formalities necessary to appoint Elected Members to Standing Committees, whereas informal Reference Groups and other external organisations are not constrained by formal legislation and are only subject to Council adopted Terms of Reference (for internal Reference Groups) and any applicable conditions imposed by external organisations, which are seeking the involvement of the City of Cockburn in its functions and activities.

It is considered that there is capacity for the current policy to remain as the guiding document to facilitate the relevant above mentioned appointments. To ensure there is no misunderstanding of the purpose and intent of the City's position, it is recommended that the relevant Policy, 'Elected Members Appointments and Training – Standing Committees, Reference Groups, Boards and External Committees', be referred to the DAP Committee for review.



Strategic Plans/Policy ImplicationsListening and Leading

A community focused, sustainable, accountable and progressive organisation.

- Ensure good governance through transparent and accountable, planning, processes, reporting, policy and decision making.

Budget/Financial Implications

N/A

Legal Implications

Part 5 of the *Local Government Act 1995* and Parts 10 and 17 of the City of Cockburn Standing Orders Local Law (as amended) refer.

Community Consultation

N/A

Risk Management Implications

There is a “Moderate” level of “Compliance” Risk associated with this item.

Advice to Proponents/Submitters


N/A

Implications of Section 3.18(3) *Local Government Act 1995*

Nil



Title	Elected Members Appointments & Training – Standing Committees, Reference Groups, Boards & External Organisations
Policy Number (Governance Purpose)	



Policy Type

Council

Policy Purpose

This policy is to provide the guidance for Council to establish Standing Committees, Reference Groups and to appoint delegates to external committees/groups. It outlines the membership and requirements of such groups. Additionally it covers the broad principles around participation in external committees/groups and ensures an adequate training programme is established to provide an awareness for Council appointed delegates on the responsibilities associated with their role and function.

Policy Statement

Generally, appointments to Standing Committees, Reference Groups and external committees/groups will be made biennially, following Council elections. When required, membership changes may be made; new groups may be established and appointments made, and or groups disbanded or membership ceased to external groups.

For all appointments, the Chief Executive Officer is to seek expressions of interest from Elected Members. The Chief Executive Officer is able to exercise the methodology to administer the selection of elected members to external Boards, Panels or Committees. In seeking expressions of interest, the Chief Executive Officer is to provide as much information as possible, including frequency / timing of meetings and whether remuneration to members is applicable. A process for nominations and appointments is to be recorded and distributed to Elected Members.

(1) Standing Committees

The Local Government Act 1995, Section 5.8, states that a local government may establish committees to assist the Council and exercise the powers and discharge the duties of the local government that can be delegated to committees. Section 5 of the Act refers.

(2) Reference Groups

Council may establish reference groups for the purposes of dealing with issues of special focus or nature. These groups have no decision making authority but may provide advice and recommendations to Council.

A Terms of Reference is to be established for each group. The Terms of Reference is to include:

1. Name of the group
2. Purpose of the group

[1]

Title	Elected Members Appointments & Training – Standing Committees, Reference Groups, Boards & External Organisations
Policy Number (Governance Purpose)	



3. Membership of the group
4. Quorum
5. Roles and Responsibilities
6. Accountability (reporting structure and process)
7. Term (if temporary) or planned review of group
8. Meeting information – frequency, records, communication, confidentiality

(3) External Organisations

Council may appoint delegates to externally established committees and advisory / reference groups for the purposes of facilitating two way communications.

To ensure that Council appointed delegates to external groups do not compromise or commit Council on issues, delegates are to comply with the following principles.

1. Council appointed delegates to external committees or organisations may provide input and vote on matters under consideration, provided that their input is not, or could be, in conflict with a position of Council and is otherwise considered by the delegate to be in the best interests of the City of Cockburn.
2. Where an issue, or issues, under consideration by an external committee or organisation is known to be, or could be, in conflict with a formal position of Council, it is the responsibility of the Council appointed delegate to present the formal Council position to the committee or organisation at which he or she is representing Council.
3. In cases where a matter under consideration by the external committee or organisation is known in advance and is likely to be of specific interest to Council, the Council appointed delegate should notify the Chief Executive Officer (CEO) of the matter immediately, and prior to the meeting at which the matter is to be discussed, for advice.
4. Where, in the opinion of the CEO, the matter is of a politically sensitive nature, the CEO shall refer the matter to the Mayor to, if appropriate, make a statement on behalf of the City.
5. Where the Mayor speaks on behalf of Council on an issue pursuant to Clause (3) 3 above, this position shall be made known to the Council appointed delegate to convey to the relevant meeting at which the issue is to be considered.
6. Should an issue arise at a meeting of which no previous indication or notice was given, and which is, or could be, of interest to Council, the Council appointed delegate should inform the meeting of that fact and refrain from formally participating in any outcome associated with the issue or committing Council, or presenting an opinion on the matter, on behalf of Council.

[2]



Title	Elected Members Appointments & Training – Standing Committees, Reference Groups, Boards & External Organisations
Policy Number (Governance Purpose)	



7. Where a Council appointed delegate to an external committee or organisation is uncertain whether an item or issue raised at a meeting of the committee or organisation is, or is likely to be, an issue of interest to the Council, the delegate should preface any remarks or action taken in the role of Council delegate that, in the absence of any formal position adopted by the City in relation to the matter, the comments and other participatory action by the delegate are provided to the best of the delegate's knowledge as being in the best interests of the City of Cockburn, but may be subject to being amended or overruled in the future, by decision of the Council.

(4) Training of Council Delegates on Committees or Boards

As part of an effective Corporate Governance regime, it is expected that Council appointees will be adequately aware of their role and responsibilities when acting in a capacity as Council's delegate.

1. Upon the appointment of Council delegates as representatives of the City of Cockburn to any internally established committee, pursuant to the Local Government Act, 1995, or to any externally established Board or other organisation, arrangements shall be made, through Council's Executive Services Department, to have delegates enrolled to complete an appropriate training session relevant to the appointed role.
2. The training described in Clause (4) 1 above shall include, but not necessarily be limited to, the following subjects:-
 - (a) Roles and Responsibilities of Board/Management Committee members;
 - (b) Legal implications;
 - (c) Financial management and accountability;
 - (d) Risk management;
 - (e) Constitutions;
 - (f) the Association and Incorporations Act 1987; and
 - (g) due diligence as a Board/Management Committee member.
3. All Council appointed delegates shall be required to undertake this training within 12 months of their appointment by Council.
4. Elected Member delegates re-appointed by Council following biennial local government elections shall only be required to repeat the training, should they be re-elected as member of Council (i.e. every 4 years).
5. Similarly, Council employees re-appointed as delegates following biennial local government elections shall be required to repeat the training every 4 years.
6. Where possible, the relevant training will be undertaken to include the maximum number of Council delegates identified as requiring the training.

Title	Elected Members Appointments & Training – Standing Committees, Reference Groups, Boards & External Organisations
Policy Number (Governance Purpose)	



Strategic Link:	Strategic Community Plan
Category	Elected Members
Lead Business Unit:	Governance
Public Consultation: (Yes or No)	No
Adoption Date: (Governance Purpose Only)	14 March 2019
Next Review Due: (Governance Purpose Only)	March 2021
ECM Doc Set ID: (Governance Purpose Only)	8232349



19.2 (2021/MINUTE NO 0015) CORPORATE - STRATEGIC PLANNING AND BUDGET POLICY AMENDMENT - CONTINGENCY FUNDS

Author S Downing

Attachments 1. Corporate Strategic Planning and Budget Policy Amendment - Contingency Funds [↓](#)

RECOMMENDATION

That Council note the report and refer the attached 'Corporate Strategic Planning and Budget' Policy to the Delegated Authority and Policies Committee for consideration.

COUNCIL DECISION

MOVED Cr K Allen SECONDED Cr P Eva

That the recommendation be adopted.

CARRIED UNANIMOUSLY 9/0

Background

Notice of Motion provided by Cr Stone at the December 2020 Ordinary Council Meeting:

"That Council amends the Corporate Strategic Planning and Budget Policy Clause 1 (6) by establishing and incorporating a set of guidelines for the use of budgeted Contingency Funds."

Reason

The Contingency Fund is located within "Materials and Contracts" in the nature and type budget (Annual Budget). Ongoing expenditure of the contingency funds on staff, consultant and recruitment costs does not seem to be in line with the intent of this budget item and are more aligned to "Employee Costs" which have been budgeted according to the City's Workforce Plan.

Advice previously received by Council indicated that the Contingency Fund was intended to assist with high priority, unbudgeted projects.

Furthermore, this budget item was the subject of a query received in relation to the ongoing Departmental Inquiry, and clarification on its application of use would ensure no further issues arise.

Submission

N/A

Report

The Corporate Strategic Planning and Budget Policy 1.6 is as follows:

‘Provisional allocation for project contingency fund is to be up to a maximum of 1% of rates revenue (excluding the equivalent waste management and community surveillance service charges and interim rates). These funds are set aside for the purpose of funding high priority projects identified during the year.’

It is proposed the following guidelines be added to 1.6 as follows:

- 6.1 Contingency funds are to be used for capital and operating projects identified either through the budget preparation process and not funded, or identified during the relevant financial year, but there are insufficient funds allocated to complete the project.
- 6.2 Funds must be expended during the current budget year as the project is to be completed prior to the end of the current budget year.
- 6.3 Request to access the contingency fund will require the relevant Senior Manager and Divisional Director to submit a request to the Director Finance and Corporate Services and the Chief Executive Officer to counter sign the request.
- 6.4 Any allocation of contingency of funds is to be submitted to Council at the next Ordinary Council Meeting, to be approved as per current practice.

Strategic Plans/Policy Implications

Listening and Leading

A community focused, sustainable, accountable and progressive organisation.

- Ensure good governance through transparent and accountable, planning, processes, reporting, policy and decision making.

Budget/Financial Implications

There are no specific budget implications related to adopting this specific amendment to the Corporate Strategic Planning and Budget Policy, as it is an amendment to the policy for establishing guidelines.

Legal Implications

N/A

Community Consultation

N/A

Risk Management Implications

The establishment of guidelines for the allocation of monies from the contingency fund will allow all parties to understand how to apply for



funds, and the reasons funds are allocated to projects in the current financial year.

Advice to Proponents/Submitters

N/A

Implications of Section 3.18(3) *Local Government Act 1995*

Nil



Title	Corporate Strategic Planning & Budget
Policy Number (Governance Purpose)	



Policy Type

Council

Policy Purpose

The City's vision is 'Cockburn, the best place to be' is underpinned by our purpose 'Together we strive to create a sustainable, connected, healthy and happy Cockburn Community'. To achieve this vision high level long term strategic objectives and business planning processes have been established. The Strategic Community Plan provides the over-arching guidance for development of the City. It contains details of the City's Vision, (of what the future would look like), the desired change or outcomes and the key factors that will help deliver these outcomes – referred to as the 'Strategic Objectives'.

The Strategic Community Plan undergoes a major review (including community consultation) every four years and a minor review every two years. The Strategic Community Plan is functionally delivered and resourced through the Corporate Business Plan and the Annual Budget process. The Corporate Business Plan is reviewed every year and outlines the actions, projects, and services that the City's administration will undertake over a four year period to achieve the Strategic Community Plan objectives and outcomes. Whereas the Annual Budget provides the financial allocations and resources for the relevant financial year.

The Local Government (Administration) Regulations 1996, Regulations 19C and 19D, have the requirements for the Strategic Community Plan and Corporate Business Plan. They stem from the Local Government Act 1995 Section 5.56.

Section 6.2 (1) of the Local Government Act 1995 requires Council to prepare and adopt a budget for its municipal fund during the period 1 June to 31 August for the following financial year.

Section 6.2 (2) requires Council to have regard to the contents of the plan for the future of the district in the preparation of the annual budget and to prepare estimates for revenues and expenditure in order to determine the amount required to be raised from rates.

Section 6.34 puts a limit on budget surpluses or deficits at no more than 10% of the rates amount required to achieve a balanced budget. Ministerial approval is required to vary this limit.

Part 3 of the Local Government (Financial Management) Regulations 1996 prescribes the form and content for the annual budget and the requirement to review the performance of the budget between 1 January and 31 March each year.

This policy has been formulated to articulate Council's requirements and processes for Strategic and Corporate planning and managing the annual budget in a manner that is both compliant with legislative requirements and pertinent to Council's operating needs.

[1]



Title	Corporate Strategic Planning & Budget
Policy Number (Governance Purpose)	



Policy Statement

This policy establishes a framework for the City of Cockburn's Strategic and Corporate Planning processes that focuses on community priorities, statutory requirements, and the Integrated Planning and Reporting Framework and Guidelines. This policy provides the strategic guidance for an integrated business planning and resourcing approach when considering major decisions which will affect the City into the future.

This policy establishes a framework for the formulation, administration and management of Council's budget that meets both statutory and Council's requirements. It serves to provide strategic guidance to staff and sets out various guiding principles to be followed when developing the annual budget.

(1) Budget Formulation Principles

The following principles shall guide the preparation of the initial draft budget:

1. The Strategic Community Plan, Corporate Business Plan, Council adopted strategies, informing strategies the Community Survey and the Customer Satisfaction Survey should provide strategic guidance to management in determining budget priorities.
2. The projects and financial indicators listed within Council's Long Term Financial Plan (10 year Plan), and the Corporate Business Plan will form the basis and provide the general parameters for the annual budget. Budget submissions should be congruent with the objectives listed within the Strategic Community Plan.
3. Rating revenue is to be set at a level that will produce a balanced or small surplus budget. For this purpose, surplus/deficit calculations will be made in accordance with Local Government Operational Guidelines - Number 08 June 2005 "Opening and Closing Funds used in the Annual Budget (Includes Reference to Surplus and Deficit Budgets)"
4. Provisional allocation for Donations and Grants is to be up to a maximum of 2.0% of Rates Revenue (excluding the equivalent waste management and community surveillance service charges and interim rates). The Council committee is to make recommendations regarding individual donations and grants.
5. Provisional allocation for Community Events is to be up to a maximum of 1.0% of Rates Revenue (excluding the equivalent waste management and community surveillance service charges and interim rates). With Council to approve a calendar of events.
6. Provisional allocation for project contingency fund is to be up to a maximum of 1% of rates revenue (excluding the equivalent waste management and community surveillance service charges and interim rates). These funds are set aside for the purpose of funding high priority projects identified during the year.

[2]

Title	Corporate Strategic Planning & Budget
Policy Number (Governance Purpose)	



- 6.1 *Contingency funds are to be used for capital and operating projects identified either through the budget preparation process and not funded or identified during the relevant financial year but there are insufficient funds allocated to complete the project.*
- 6.2 *Funds must be expended during the current budget year as the project is to be completed prior to the end of the current budget year.*
- 6.3 *Request to access the contingency fund will require the relevant Senior Manager and Divisional Director to submit a request and the Director Finance and Corporate Services and CEO to counter sign the request.*
- 6.4 *Any allocation of contingency of funds to submitted to Council next Ordinary Council Meeting to be approved as per current practice.*
- 7. All budget submissions made are to include detailed cash flow requirements.
- 8. Sustainability issues need to be considered when assessing all new initiatives, as well as value for money.
- 9. Standards established in other City policies, (such as verge maintenance), are to be adhered to. Where this causes a significant increase in costs, alternatives may be recommended.
- 10. The end of year current surplus/deficit position (excluding carried forward works and projects) will need to be estimated during the formulation of the annual budget. This estimate, together with the addition of carried forward works and projects, will be brought to Council as a budget amendment to reflect actual positions once the end of year accounts have been finalised.
- 11. General Rates revenue will be budgeted using a Differential Rates model pursuant with the Local Government Act 1995 that seeks to rate land in the district equitably and proportionally based on appropriate land use/type characteristics.
- 12. Modelling of the proposed Differential Rates is to be presented to the Elected Members at a Budget Concept Forum, with a focus on the residential improved rate in the dollar/minimum payment, particularly during a Gross Rental Value (GRV) revaluation year.
- 13. Specified Area Rates adopted by Council will be reviewed annually and set at levels that raise sufficient funding to meet anticipated needs (both short and long term).
- (2) Budget Considerations for Reserve Funds

The requirement for each Reserve Fund and associated target values will be reviewed each budget cycle and net transfers to Reserves will be managed in line

[3]



Title	Corporate Strategic Planning & Budget
Policy Number (Governance Purpose)	



with the objective of attaining target values set within Council's Long Term Financial Plan (LTFP). Any budget surplus identified at the end of each financial year is to be transferred to an appropriate Reserve consistent with the objective of attaining target values.

A number of Reserves are subject to budget discipline and quarantining requirements as follows:

1. Carried Forwards Reserve – Municipal funding for carried forward works and projects included in the end of year surplus is to be quarantined into this reserve to fund the completion of those works in the following year.
2. Plant & Vehicle Reserve - the replacement program for major plant and vehicles will be funded from the annual replenishing of this reserve based on the depreciation charge for applicable assets.
3. CIHF Building Maintenance Reserve – is replenished from the net commercial lease revenue from the Cockburn Integrated Health & Community Facility.
4. Waste & Recycling Reserve – net surplus/deficit for the Henderson Waste Recovery Park is managed through this reserve.
5. Waste Collection Reserve – transfers to this reserve are based on a hypothetical profit and loss for the Waste Collection Service.
6. Land Development & Investment Fund Reserve – net proceeds from land sales under the City's Land Management Strategy are transferred into this reserve, as is net commercial lease revenue from the Coogee caravan park and other commercial properties.
7. Developer Contribution Area (DCA) Reserves – net contributions from each DCA area are transferred into each respective reserve in accordance with the City's Town Planning Scheme.
8. Specified Area Rate Reserves – surplus funds raised and unspent at year end are to be quarantined into the respective reserve for future use in accordance with the LG Act.
9. Naval Base Shack/Shack Removal Reserves – net lease revenue is managed through these reserves for current and future maintenance and capital costs.
10. Marina Asset Replacement Reserve – net revenue from the lease of pens is required to be transferred into this reserve for future asset renewal and replacement needs. This should at least cover annual depreciation.
11. Insurance Reserve – any annual savings attained and surplus dividends given by LGIS are to be quarantined to this reserve, which is used to smooth out future spikes in premiums and excess payments.
12. Restricted Grants & Contributions Reserve – any external funding received with attached conditions remaining unspent at year end needs to be quarantined within this reserve.

(3) Form and Content of Budget and Working Papers

[4]

Title	Corporate Strategic Planning & Budget
Policy Number (Governance Purpose)	



Before presentation to Council, the budget will be developed and considered at a series of executive briefings and concept forums involving the Elected Members.

The form of the draft budget to be presented to and considered at the various executive briefings and concept forums includes the following elements:

1. A Rating Objects and Reasons paper. (as per Delegated Authority LGAFCS1 – Advertising Property Differential Rates).
2. A summary of all Reserve Funds and their anticipated movements based on known capital works/replacement programs and any other relevant information.
3. Details of proposed new initiatives, both capital and operating.
4. Details of proposed Capital Works program for Infrastructure.
5. Details of proposed new Staff positions
6. Details of proposed new Information Technology
7. A fees and charges register
8. A summary of the Corporate Business Plan projects, service changes, strategies and actions for the upcoming year

The formal budget presented to Council for adoption will be in a format that complies with the Part 3 of the Local Government (Financial Management) Regulations 1996 and is to include any other information deemed relevant (e.g. summaries of the new initiatives and capital programs).

Council's significant accounting policies are to be updated and included within the formal budget to provide direction for the year ahead and explain the basis of preparation for the statutory financial statements

(4) Adjustment for Estimated Surplus/Deficit and Addition of Carried Forwards

Once the end of financial year accounts have been finalised and audited, the actual opening budget surplus/deficit will be determined and reported to Council. Any surplus to the estimated final position will be transferred to Reserves in accordance with this policy. Also at this time, a detailed listing of carried forward works and projects will be presented to Council for addition to the City's amended annual budget.

(5) Mid-Year Budget Review and Corporate Business Plan Progress Report

Council will conduct a mid-year budget review for the principal purpose of addressing budget variations that may arise or come to the attention of management during the first half of the year, in line with financial regulations.

The review is not for the purpose of including new initiatives or capital works. New initiatives will only be submitted to Council where they are deemed essential and have an identified source of funding. In this regard, the Project Contingency Fund is available as a source of funding for essential items.

Council is bound by legislation to conduct a review of the budget between January and March each year.

[5]



Title	Corporate Strategic Planning & Budget
Policy Number (Governance Purpose)	



A six monthly progress report for the current year of the Corporate Business Plan will be provided to Council between January and March each year.

(6) Community Engagement of Draft Budget

At the completion of the Draft Municipal Budget, by the end of April (in the relevant financial year), the draft Capital Expenditure Budget (including proposed increases in differential rates plus Fees and Charges will be:

1. Placed on Comment on Cockburn providing 28 days to provide feedback
2. Presented to Community Group and Business Group (Chambers of Commerce) leaders
3. Provided at briefings to Elected Members in June (of the relevant financial year) of community feedback from Community and Business Groups' leadership teams
4. Advertise proposed differential rates as required by the Local Government Act seeking additional (and formal) feedback (as per Delegated Authority LGAFCS1 Advertising of Proposed Differential Rates)

(7) Budget Management Timetable

The following timetable includes all the major activities comprising Council's budgeting regime including the adoption of the Budget by a Special Meeting of Council in June of each financial year. It is indicative and may be subject to minor variations.

October	<ul style="list-style-type: none"> Community and Business Groups invited to consider budget requests and priorities for the following financial years' budget.
November	<ul style="list-style-type: none"> Community and Business Groups submissions to be submitted by the end of November.
December	<ul style="list-style-type: none"> Long Term Financial Plan reviewed and adopted (Biennially) . Progress report on Corporate Business Plan projects, and actions drafted Mid-year budget review procedures and submission templates issued to Managers. Community and Business Group submissions to be assessed by relevant Business Unit Managers in line with LTFP, Corporate Business Plan, adopted Strategies and Asset Management Plans.

[6]

Title	Corporate Strategic Planning & Budget
Policy Number (Governance Purpose)	



January	<ul style="list-style-type: none"> • Mid-year budget review submissions due back from Managers. • Executive to consider the proposed budget review. • Corporate Business Plan six month review updated with year-to-date financial data and progress against actions. • Completion of budget and Corporate Business Plan progress report for Council adoption or consideration. • Budget guidelines, procedures and submission templates issued to Managers for next year's budget. • Budget Review amendments included in the monthly reports for February
February	<ul style="list-style-type: none"> • New initiatives/capital works submissions due back to Management Accounting. • Proposed new initiatives/capital works considered by the Executive. • Advertising of differential rates. • Review of fees and charges register by management. • Completed operational budgets returned to Finance • Council to adopt the Budget Review and consider the Corporate Business Plan progress review.
March	<ul style="list-style-type: none"> • Review & Update of Activity Based Costing Model. • Annual review of the Corporate Business Plan prepared by management. • The Executive considers initial draft of Budget and Corporate Business Plan review. • First Budget Concept Forum for Elected Members covering capital expenditure projects. • Fees & Charges Register updated. • Summary of Corporate Business Plan services, activities, and projects.
April	<ul style="list-style-type: none"> • Second Budget Concept Forum for Elected Members covering operational budgets. • Third Budget Concept Forum for Elected Members covering Rates Modelling (if required) • Differential Rating report to Council • Carried forward projects estimated by management. • Review of completed budget by the Executive. • Finalisation of Statutory Budget and draft annual review of the Corporate Business Plan.

[7]



Title	Corporate Strategic Planning & Budget
Policy Number (Governance Purpose)	

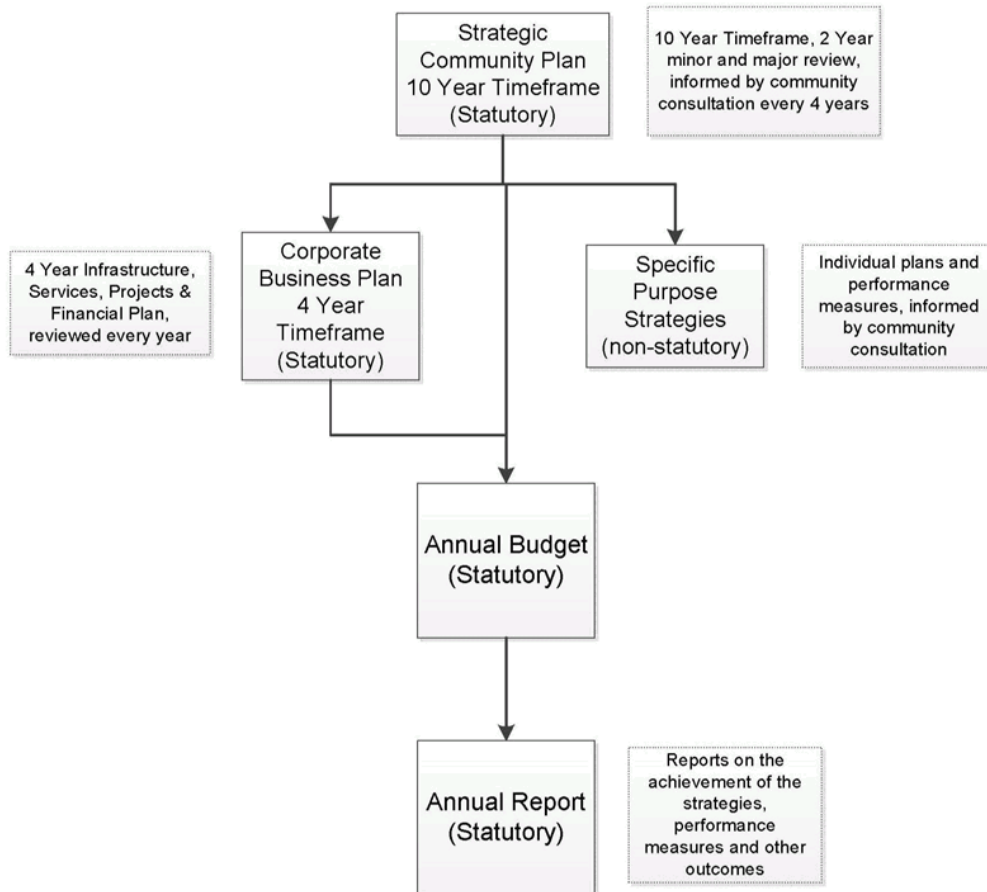


May	<ul style="list-style-type: none"> At beginning of May, place draft capital works budget on Comment on Cockburn providing 28 days to provide feedback Presented to Community Group and Business Group (Chambers of Commerce) leaders Advertise proposed differential rates as required by the Local Government Act seeking additional (and formal) feedback
June	<ul style="list-style-type: none"> Provide a briefing to Elected Members on feedback from community engagement Provide feedback to Community and Business Groups on budget submissions Adoption of reviewed Corporate Business Plan and Budget at Special Council Meeting.
October	<ul style="list-style-type: none"> Budget amended to reflect final position with regard to estimated carried forward projects and end of financial year current surplus/deficit.

Corporate Strategic Planning Process

[8]

Title	Corporate Strategic Planning & Budget
Policy Number (Governance Purpose)	



Strategic Link:	Long Term Financial Plan, Strategic Community Plan
Category	Corporate Planning, Budgeting & Procurement
Lead Business Units:	Finance; Strategy
Public Consultation: (Yes or No)	Yes (budget only)

[9]



Title	Corporate Strategic Planning & Budget
Policy Number (Governance Purpose)	



Adoption Date: (Governance Purpose Only)	11 June 2020
Next Review Due: (Governance Purpose Only)	March 2021
ECM Doc Set ID: (Governance Purpose Only)	4134024

**20. NOTICES OF MOTION GIVEN AT THE MEETING FOR
CONSIDERATION AT NEXT MEETING**

Nil

**21. NEW BUSINESS OF AN URGENT NATURE INTRODUCED BY
MEMBERS OR OFFICERS**

Nil



22. MATTERS TO BE NOTED FOR INVESTIGATION, WITHOUT DEBATE

22.1 (2021/MINUTE NO 0016) EXPANSION OF NATURE PLAY COMPONENTS WITHIN THE EXISTING PLAY SPACES ACROSS THE CITY

Author A Lees
Attachments N/A

RECOMMENDATION

That Council receive the report.

COUNCIL DECISION

MOVED Cr K Allen SECONDED Cr P Eva

That the recommendation be adopted.

CARRIED UNANIMOUSLY 9/0

Background

At the 10 September 2020 Ordinary Council Meeting, a Matter for Further Investigation without Debate was submitted by Cr Eva as follows:

'A report be prepared to investigate the expansion of nature play components within existing play spaces across the City.'

Reason

Recent community feedback I have received has strongly indicated the desire for expanded nature play opportunities for children. The pop up nature play (loose parts) initiative has proven very popular in the community and has had a positive effect on the health and well-being of particularly the pre-primary age group.

A review of the existing City strategies and plans for public open space areas and the children and family strategy should be undertaken to assess additional nature play opportunities to improve public participation.

Submission

N/A



Report

The City currently has 210 playground locations with 36 of these providing nature play elements for the community. These playgrounds are located in public open spaces, community centres, and areas bordering bushland reserves. The distribution and structural form of each playground/play space has been driven by a series of plans and strategies which have been interlinked by different business units overseeing the delivery.

Public Open Space Strategy 2014–2024 (5 Year Review)

The Public Open Space Strategy guides the future provision, enhancement and management of open space in the City and enables decision making, resource allocation and response to different trends and issues associated with public open space.

The strategy outlines a classification, function and embellishment framework for open spaces to inform development and management applications. Play spaces are designed, located and structured according to these criteria whilst being cognisant of changing trends and community consultation.

Website: [Public Open Space Strategy 2014-2024 \(5 Year Review\)](#)

Public Open Space Development Guidelines (link in email)

The Public Open Space Development Guidelines provide direction for developers on design and documentation of public open space through the subdivision process. The guidelines are aligned to the Public Open Space Strategy and include a scope on play spaces for the respective open space area to be developed in the development.

Typically developers establish a play space based on funding capacity and the appetite for providing quality infrastructure for that future community. The City Parks Technical Officer works with developers to ensure the most advantageous play space is achieved at the time of delivery and capacity for future expansion.

Website: [Public Open Space Development Guidelines](#)

Parks and Environment Asset Management Plan 2017–2020

The Parks and Environment Asset Management Plan (PEAMP) has been developed to promote and establish a sustainable financial management and continued improvement model for the assets within public open spaces, bushland areas, community facilities and streetscapes. Playgrounds are an asset group within the plan due to volume and replacement value.

Playground renewals are based on a useful life of 15 years with a preliminary program outlined in the PEAMP. In parallel to the renewal program, an annual playground audit and assessment is completed, which validates the proposed program or recommends slight adjustments to ensure the most optimal investment decision is



determined. The analysis also evaluates customer requests and future demographics to ascertain expansion of play spaces and associated infrastructure.

Website: [Parks and Environment Asset Management Plan 2017-2020](#)

Children and Families Strategy 2016–2021

The Children and Families Strategy 2016– 2021 provides a framework for children and families to enjoy safe and equitable access to places, activities and support that enables them to thrive.

A strong theme emanating through the community consultation phase of the strategy development was the preference for play spaces which incorporate natural elements and enabled manipulation of materials. This preference has been a key design component through annual renewal of playgrounds and the creation of new playground spaces.

Website: [Children and Families Strategy 2016-2021](#)

Play Space Plan

An action arising from the Children and Families Strategy 2016-2021 was the development of a Play Space Plan. The plan aims to foster a child-centred, rights-based approach to play space creation and design.

The plan provides a toolkit for officers delivering the provision of structured and unstructured play. The plan explores the new trends in play provision, which includes nature play, loose parts, junk playgrounds and street play/pop up play. The Play Space Plan is an internal referencing document.

These strategies and plans, along with evaluation of demographic tools (ie: forecast id, profile id and atlas.id), enable due diligence in the design, development, delivery and expansion of nature play opportunities within the City. Furthermore as these strategies and plans are reviewed, amendments to the framework of play spaces will continue to be modified to meet the changing community needs.

Strategic Plans/Policy Implications

Environmental Responsibility

A leader in environmental management that enhances and sustainably manages our local natural areas and resources.

- Provide accessible high-quality open spaces and parks for community benefit.

Community, Lifestyle and Security

A vibrant healthy, safe, inclusive and connected community.

- Provide a diverse range of accessible, inclusive and targeted community services, recreation programs, events and cultural activities that enrich our community.



City Growth and Moving Around

A growing City that is easy to move around and provides great places to live.

- Plan to provide residents with great places to live, activated social connections and high quality open spaces.

Budget/Financial Implications

N/A

Legal Implications

N/A

Community Consultation

N/A

Risk Management Implications

There is no risk associated with the recommendation as it is merely demonstrating the City's rigorous management and expansion of playgrounds and play spaces via adopted strategies and plans.

Advice to Proponents/Submitters

N/A

Implications of Section 3.18(3) *Local Government Act 1995*

Nil



22.2 (2021/MINUTE NO 0017) TRAFFIC CALMING OPTIONS ALONG LAUDERDALE DRIVE, SUCCESS, IN CONSULTATION WITH LOCAL RESIDENTS**Author** J Kiurski

- Attachments**
1. Main Roads WA - Road Hierarchy Criteria for WA
[↓](#)
 2. Lauderdale Drive Crash Data 1/1/15 to 31/12/19 [↓](#)
 3. Lauderdale Drive Traffic Calming Warrant System
[↓](#)

RECOMMENDATION

That Council receive the report.

COUNCIL DECISION

MOVED Cr K Allen SECONDED Cr P Eva

That the recommendation be adopted.

CARRIED UNANIMOUSLY 9/0**Background**

At the 9 July 2020 Ordinary Council Meeting, Deputy Mayor Kirkwood requested a report to investigate traffic calming options along Lauderdale Drive, Success, in consultation with residents of that local area.

Reason

Local residents directly abutting Lauderdale Drive have raised concerns about speeding and dangerous driving by vehicles and motor cycles for some time. Options for traffic calming need to be investigated with a view to speed reduction and mitigation of driver behaviour.

Submission

NA

Report

Lauderdale Drive is located in the suburb of Success. It runs north-south between Wentworth Parade and Ricci Way, then east-west from Ricci Way to Crossville Way.

Lauderdale Drive is defined under the Road Hierarchy Criteria for Western Australian as an access road with a maximum traffic volume of 3,000 vehicles per day. Access roads facilitate property access, minor intersection treatments, permit bus movements, and generally do not require signs or line markings. Managing and maintaining access roads is a local government responsibility. (Refer Attachment 1).



The north-south alignment of Lauderdale Drive has established properties along the eastern side, with the Aubin Grove Train Station carpark on the western side. The east-west alignment has residential properties on both sides of the road with one lot yet to be developed.

Lauderdale Drive is designed with a speed limit of 50km/hr and intended to provide access to these residential properties, along with buses to access the Aubin Grove Railway Station via Ricci Way.



Image1: Lauderdale Drive Aerial View

To comprehend the concerns raised by local residents regarding speeding and dangerous driving, an assessment has been completed using the Local Area Traffic Management Investigation Framework, traffic survey, traffic count data, and the traffic crash history, over the last five years.

Traffic Data

The City collected average weekday traffic volume and speed data at Lauderdale Drive, 180m south of Wentworth Parade in August and October 2016, April and July 2017, and October 2019.

With Aubin Grove Train Station construction being carried out in 2016, figures may have been influenced by this activity, resulting in their removal from the assessment. Table 1 below shows traffic data after the completion of the Aubin Grove Railway Station.



Date	Average Weekday Traffic	AM Peak Traffic	PM Peak Traffic	Average Speed	85% Speed	% of Heavy Vehicles
05/04/2017	356	29	36	45	55	7.3
20/07/2017	802	68	73	52	61	15.4
24/10/2019	1753	174	157	54	61	7.6

Table 1: Historical Traffic and Speed Data at Lauderdale Drive, 180m south of Wentworth Parade

The survey demonstrated an increased trend of average weekday traffic, with October 2019 showing a doubling from the previous survey. This is still, however, 50% below 3,000 vehicles per day, as outlined by Main Roads WA (MRWA) for access roads.

It should be noted that the Kwinana Freeway widening works commenced in early 2019, which may have altered the travel routines of a number of motorists, resulting in this increase in volume. The traffic data does not provide information on the origin and destination of the observed vehicles.

MRWA recommended operating speed for access roads within a built-up area is 50km/h (desired speed). The average speed over the three surveys is showing an upward trend with 54km/hr in 2019. The 85 percentile speed has increased slightly and remains stable at 61km/h, which indicates some minor speed issues.

Crash Data Analysis

MRWA Crash Analysis Reporting (CAR) data outlines a total of three right-angle crashes at Lauderdale Drive and Wentworth Parade over the five year period ending to December 2019 (refer Attachment 2).

All crashes occurred during daylight hours, in dry weather, and resulted in major property damage outcomes. No recorded crash involved a vulnerable road user (ie: pedestrian, cyclists, or motorcyclists).

Traffic Calming Warrant System

The City uses the MRWA approved Traffic Management Warrant Model, which is a point score system to guide the assessment and prioritisation of required treatments (if any).

The model considers various factors and parameters such as speed, traffic volume, crash data, road design and topography, vulnerable road users, etc. Based on the total point score, assessed sites are grouped into three decision criteria (major, minor, or low safety and amenity concerns).

The outcome of the Traffic Management Warrant Analysis completed on 7 January 2021 (refer Attachment 3), resulted in the following finding:

'A minor technical problem site – consider low cost, non-capital work solutions, if appropriate (eg: traffic signs, pavement markings etc.).'

Based on information compiled to date on the traffic data, crash analysis and warrant analysis, there is no requirement for traffic calming treatments along Lauderdale Drive.

Based on this assessment, deferral of any consultation with local residents is recommended until it has been determined, through further analysis, that the investment in time and feedback will be of value.

Strategic Plans/Policy Implications

City Growth and Moving Around

A growing City that is easy to move around and provides great places to live.

Advocate and plan for reduced traffic congestion.

Budget/Financial Implications

N/A

Legal Implications

N/A

Community Consultation

Based on the evaluation identifying a very minor technical problem, no consultation has been undertaken.

Risk Management Implications

There are minimal risk implications associated with the recommendation, as the report has demonstrated how due diligence is applied by officers to address residents' concerns regarding speeding vehicles.

Advice to Proponents/Submitters

N/A

Implications of Section 3.18(3) *Local Government Act 1995*

Nil



ROAD HIERARCHY FOR WESTERN AUSTRALIA

ROAD TYPES AND CRITERIA (see Note 1)

CRITERIA	PRIMARY DISTRIBUTOR (PD) (see Note 2)	DISTRICT DISTRIBUTOR A (DA)	DISTRICT DISTRIBUTOR B (DB)	REGIONAL DISTRIBUTOR (RD)	LOCAL DISTRIBUTOR (LD)	ACCESS ROAD (A)
<i>Primary Criteria</i>						
1. Location (see Note 3)	All of WA incl. BUA	Only Built Up Area.	Only Built Up Area.	Only Non Built Up Area. (see Note 4)	All of WA incl. BUA	All of WA incl. BUA
2. Responsibility	Main Roads Western Australia.	Local Government.	Local Government.	Local Government.	Local Government.	Local Government.
3. Degree of Connectivity	High. Connects to other Primary and Distributor roads.	High. Connects to Primary and/or other Distributor roads.	High. Connects to Primary and/or other Distributor roads.	High. Connects to Primary and/or other Distributor roads.	Medium. Minor Network Role Connects to Distributors and Access Roads.	Low. Provides mainly for property access.
4. Predominant Purpose	Movement of inter regional and/or cross town/city traffic, e.g. freeways, highways and main roads.	High capacity traffic movements between industrial, commercial and residential areas.	Reduced capacity but high traffic volumes travelling between industrial, commercial and residential areas.	Roads linking significant destinations and designed for efficient movement of people and goods between and within regions.	Movement of traffic within local areas and connect access roads to higher order Distributors.	Provision of vehicle access to abutting properties
<i>Secondary Criteria</i>						
5. Indicative Traffic Volume (AADT)	In accordance with Classification Assessment Guidelines.	Above 8 000 vpd	Above 6 000 vpd.	Greater than 100 vpd	Built Up Area - Maximum desirable volume 6 000 vpd. Non Built Up Area – up to 100 vpd.	Built Up Area - Maximum desirable volume 3 000 vpd. Non Built Up Area – up to 75 vpd.
6. Recommended Operating Speed	60 – 110 km/h (depending on design characteristics).	60 – 80 km/h.	60 – 70 km/h.	50 – 110 km/h (depending on design characteristics).	Built Up Area 50 - 60 km/h (desired speed) Non Built Up Area 60 – 110 km/h (depending on design characteristics).	Built Up Area 50 km/h (desired speed). Non Built Up Area 50 – 110 km/h (depending on design characteristics).
7. Heavy Vehicles permitted	Yes.	Yes.	Yes.	Yes.	Yes, but preferably only to service properties.	Only to service properties.
8. Intersection treatments	Controlled with appropriate measures e.g. high speed traffic management, signing, line marking, grade separation.	Controlled with appropriate measures e.g. traffic signals.	Controlled with appropriate Local Area Traffic Management.	Controlled with measures such as signing and line marking of intersections.	Controlled with minor Local Area Traffic Management or measures such as signing.	Self controlling with minor measures.
9. Frontage Access	None on Controlled Access Roads. On other routes, preferably none, but limited access is acceptable to service individual properties.	Prefer not to have residential access. Limited commercial access, generally via service roads.	Residential and commercial access due to its historic status Prefer to limit when and where possible.	Prefer not to have property access. Limited commercial access, generally via lesser roads.	Yes, for property and commercial access due to its historic status. Prefer to limit whenever possible. Side entry is preferred.	Yes.
10. Pedestrians	Preferably none. Crossing should be controlled where possible.	With positive measures for control and safety e.g. pedestrian signals.	With appropriate measures for control and safety e.g. median/islands refuges.	Measures for control and safety such as careful siting of school bus stops and rest areas.	Yes, with minor safety measures where necessary.	Yes.
11. Buses	Yes.	Yes.	Yes.	Yes.	Yes.	If necessary (see Note 5)
12. On-Road Parking	No (emergency parking on shoulders only).	Generally no. Clearways where necessary.	Not preferred. Clearways where necessary.	No – emergency parking on shoulders – encourage parking in off road rest areas where possible.	Built Up Area – yes, where sufficient width and sight distance allow safe passing. Non Built Up Area – no. Emergency parking on shoulders.	Yes, where sufficient width and sight distance allow safe passing.
13. Signs & Linemarking	Centrelines, speed signs, guide and service signs to highway standard.	Centrelines, speed signs, guide and service signs.	Centrelines, speed signs, guide and service signs.	Centrelines, speed signs and guide signs.	Speed and guide signs.	Urban areas – generally not applicable. Rural areas - Guide signs.
14. Rest Areas/Parking Bays	In accordance with Main Roads' <i>Roadside Stopping Places Policy</i> .	Not Applicable.	Not Applicable.	Parking Bays/Rest Areas. Desired at 60km spacing.	Not Applicable.	Not Applicable.

MAIN ROADS Western Australia
D10#10992

DEFINITIONS

Built Up Areas	See Note 3 below. The criteria was provided by Clive Shepherd from the Western Australian Local Government Grants Commission (WALGGC).
Primary Criteria	A road, or road section, must meet all of these criteria to qualify for the category.
Secondary Criteria	These criteria are provided as indicators of the likely characteristics of a road designated under a particular road type. Ideally, a road should have all of these characteristics, but it is recognised that is unlikely to occur in a number of instances, particularly for traffic volumes in rural areas.
vpd	vehicles per day

NOTES

1. The type designated to each road should represent the role that the road is intended to perform. It may not necessarily reflect the current conditions on the road.
2. Declared Roads under the Main Roads Act ('highways' and 'main roads')
3. Built Up Areas (as defined by the Western Australian Local Government Grants Commission) Built up areas are identified because roads within them generally involve greater expenditure than roads in non built up areas. This is because roads in built up areas :

- have high traffic volumes;
- have large numbers of intersections, necessitating intersection treatments, pavement markings, signs, etc;
- require kerbing for traffic control and or drainage;
- require an asphalt surface where traffic volumes are high, or where noise reduction is important;
- require underground drainage because surface drainage is impractical;
- involve high cost of service alterations during reconstruction;
- involve high costs because road works have to be carried out under heavy traffic.

The following definition is intended to limit built up areas to localities where the above conditions prevail.

Residential localities, which have lots with areas less than 0.45 ha, and commercial and industrial areas that meet the following criteria are classed as built up:

- at least half the blocks are developed;¹
- existing roads have a minimum standard of a gravel road for old subdivisions and a sealed road for new subdivisions.

Areas serving sporting complexes, schools and caravan parks are classed as built up where:

- they are located in an area which is developed as residential; or
- the existing roads serving these facilities are already sealed and kerbed.

A road connecting two built up areas is classed as a road in a built up area where the connecting road is less than 300m in length.

4. Except where the Regional Distributor is passing through, or terminating in a town.
5. Buses may need to use Access Roads in some instances e.g. Rural areas for school buses and in cities and towns to provide connectivity for a route.

¹ Roads within new subdivisions being developed in accordance with a Structure Plan should be designed and constructed in accordance with the planned use of the road once the area is fully developed. They should be categorised on the basis of the intended purpose.



DESCRIPTION OF ROAD HIERARCHY

Primary Distributors :

Provide for major regional and inter-regional traffic movement and carry large volumes of generally fast moving traffic. Some are strategic freight routes and all are State Roads. They are managed by Main Roads Western Australia.

District Distributor A : Urban area roads - (Built Up Area -)

Carry traffic between industrial, commercial and residential areas and generally connect to Primary Distributors. These are likely to be truck routes and provide only limited access to adjoining property. They are managed by local government.

District Distributor B : Urban area roads - (Built Up Area)

Perform a similar function to type A District Distributors but with reduced capacity due to flow restrictions from access to and roadside parking alongside adjoining property. These are often older roads with a traffic demand in excess of that originally intended. District Distributor A and B roads run between land-use cells and generally not through them, forming a grid which would ideally space them around 1.5 kilometres apart. They are managed by local government.

Regional Distributor : Rural - (Non Built Up Area)

Roads that are not Primary Distributors but which link significant destinations and are designed for efficient movement of people and goods within and beyond regional areas. They are managed by local government.

Local Distributor :

Urban - (Built Up Area)

Roads that carry traffic within a cell and link District Distributors or Regional Distributors at the boundary, to access roads. The route of Local Distributors should discourage through traffic so that the cell formed by the grid of District Distributors only carries traffic belonging to, or serving the area. These roads should accommodate buses, but discourage trucks.

Rural - (Non Built Up Area)

Connect to other Rural Distributors and to Rural Access Roads.

Not Regional Distributors, but which are designed for efficient movement of people and goods within regional areas

Urban and Rural Local Distributor roads are managed by local government.

Access Roads :

Provide access to abutting properties with amenity, safety and aesthetic aspects having priority over the vehicle movement function. These roads are bicycle and pedestrian friendly. They are managed by local government.

Detailed Crash History



Report Criteria

Road	SLK	CWY
1031893 - Lauderdale Dr	0.00 to 0.58	All

Parameter	Value	Description
From Date	01/01/2015	
To Date	31/12/2019	
Crash Type	All	
Severity	All	

Road	Road Name	SLK	CWY	True Dist	Intersection	Date	Day	Time	Severity	Crash No.	Type	Light Cond	Road Cond	Speed Limit	Traffic Control	Road Feature	Road Alignment	Speed Factor	MR Nature	Location	RUM	Unit	Unit Type	From Dir	To Dir	Veh/Ped Move	First Object Hit	Second Object Hit	Third Object Hit	Target Impact Point
1031893	Lauderdale Dr	0.00	S	0.00	WENTWORTH PDE (157253)	19/06/2015	Friday	1520	PDO Major	2015205165	Intersection	Daylight	Dry	60	Stop Sign	3-way Intx (T-junction)	Straight		Right Angle	On Cway	12: Intx: Right - Thru	Colliding	Station Wagon	S - LAU DER DAL E DR	N - WEN TWO RTH PDE	Turning: To Make Right Turn				
1031893	Lauderdale Dr	0.00	S	0.00	WENTWORTH PDE (157253)	19/06/2015	Friday	1520	PDO Major	2015205165	Intersection	Daylight	Dry	60	Stop Sign	3-way Intx (T-junction)	Straight		Right Angle	On Cway	12: Intx: Right - Thru	Target	Car	S - WEN TWO RTH PDE	N - WEN TWO RTH PDE	Straight Ahead: Not Out Of Control				Side
1031893	Lauderdale Dr	0.00	S	0.00	WENTWORTH PDE (157253)	13/07/2016	Wednesday	1630	PDO Major	2016208272	Intersection	Daylight	Dry	60	No Sign Or Control	3-way Intx (T-junction)	Straight		Right Angle	On Cway	14: Intx: Thru - Right	Colliding		N - WEN TWO RTH PDE	S - WEN TWO RTH PDE	Straight Ahead: Not Out Of Control				
1031893	Lauderdale Dr	0.00	S	0.00	WENTWORTH PDE (157253)	13/07/2016	Wednesday	1630	PDO Major	2016208272	Intersection	Daylight	Dry	60	No Sign Or Control	3-way Intx (T-junction)	Straight		Right Angle	On Cway	14: Intx: Thru - Right	Target	Station Wagon	S - LAU DER DAL E DR	N - WEN TWO RTH PDE	Turning: To Make Right Turn				Side
1031893	Lauderdale Dr	0.00	S	0.00	WENTWORTH PDE (157253)	25/05/2019	Saturday	1130	PDO Major	2019142626	Intersection	Daylight	Dry	60	Give Way Sign	3-way Intx (T-junction)	Straight		Right Angle	On Cway	14: Intx: Thru - Right	Colliding	Station Wagon	S - LAU DER DAL E DR	N - WEN TWO RTH PDE	Turning: To Make Right Turn				
1031893	Lauderdale Dr	0.00	S	0.00	WENTWORTH PDE (157253)	25/05/2019	Saturday	1130	PDO Major	2019142626	Intersection	Daylight	Dry	60	Give Way Sign	3-way Intx (T-junction)	Straight		Right Angle	On Cway	14: Intx: Thru - Right	Target	Station Wagon	N - WEN TWO RTH PDE	S - WEN TWO RTH PDE	Straight Ahead: Not Out Of Control				Side

City of Cockburn Traffic Calming Warrant System

Road name: **Lauderdale Dr**
 Suburb: **Success**
 Location detail: **Lauderdale Dr (SLK 0.01 - 0.50)**
 Road classification: **Access Rd**
 Reason for analysis: **Investigation**

Analysis officer: Mao Zhu, checked by Dragan Koncar

Date: 7 January 2021

Table 1 – Warrant criteria and weightings

Note: Maximum road length for each analysis = 500 metres

<u>PARAMETER</u>		<u>VALUE</u>	<u>SCORE</u>
Traffic speed		61	10
Traffic volume		1,093	4
Reported crash data (5-year period)	Fatalities	0	0.0
	Injuries	0	0.0
	Non-injuries	0	0.0
Road design and topography	Restricted sight crest curve	No	0
	Restricted sight horizontal curve	No	0
	Bends with unrestricted sight	Yes	6
	Steep hill	No	0
Vulnerable road users	Major bicycle or ped. crossing point	No	0
	Important bicycle route	Yes	1
Activity generators	College	No	0
	School	No	0
	Retail	No	0
Amenity factors	Heavy vehicles	10.9%	12
	Peak hour volume	9.4%	0
Total:			33.0

Table 2: Intervention warrant

A site with low safety and amenity concerns - no further action required.

A minor technical problem site - consider low cost non-capital works solutions.

A technical problem site - identify solutions for consideration for funding and implementation

Notes:

Traffic data collected in <insert month/year>

5-year reported crash history is from <insert year> to <insert year> inclusive

Reduction factor applied to crash score due to traffic volume

Transperth buses on Route XXX are excluded from heavy vehicle percentage

Table 1: Warrant criteria and weightings

Traffic parameter	Range / Item	Traffic parameter score	
		Access road	Local Distributor
1. Traffic speed (85th percentile speed relative to speed limit)	< speed limit +1 to 3km/h +4 to 7km/h +8 to 11km/h +12 to 15km/h +16 to 18km/h +19 to 22km/h +23 to 26km/h	0 2 5 10 15 25 40 65	0 2 5 10 15 25 40 65
2. Traffic volume (Average Weekday Traffic Flow)	1000 – 1499 1500 – 1999 2000 – 2499 2500 – 2999 3000 – 3999 4000 – 4999 5000 – 5999 ≥ 6000	4 7 10 14 18 24 30 39 + 9 per 1000	0 0 0 0 4 7 12 18 + 7 per 1000
3.1 Crash data ¹ (5 years - Fatal crashes)	1 2 3 ≥ 4	4 20 45 45 + 25 per crash	4 20 45 45 + 25 per crash
3.2 Crash data ¹ (5 years - Injury crashes)	1 2 3 ≥ 4	3 12 27 27 + 15 per crash	3 12 27 27 + 15 per crash
3.3 Crash data ¹ (5 years - non-injury crashes)	1 2 3 ≥ 4	2 6 11 11 + 5 per crash	2 6 11 11 + 5 per crash
4.1 Road design and topography Restrict sight crest curve	< speed limit 50-60 km/h > 60 km/h	2 6 18	2 6 18
4.2 Road design and topography Restricted sight horizontal curve	< speed limit 50-60 km/h > 60 km/h	2 6 18	2 6 18
4.3 Road design and topography Bends with unrestricted sight	< speed limit 50-60 km/h > 60 km/h	0 2 6	0 2 6
4.4 Road design and topography Steep hill	< speed limit 50-60 km/h > 60 km/h	1 4 10	1 4 10
5.1 Vulnerable road users Major bicycle or pedestrian crossing point	< 1,000 vehicles 1,000 - 2,000 vehs 2,000 - 3,000 vehs 3,000 - 4,000 vehs 4,000 - 5,000 vehs > 5,000 vehs	1 2 4 6 8 10	1 2 4 6 8 10
5.2 Vulnerable road users Important bicycle route	< 1,000 vehicles 1,000 - 2,000 vehs 2,000 - 3,000 vehs 3,000 - 4,000 vehs 4,000 - 5,000 vehs > 5,000 vehs	0 1 2 3 4 5	0 1 2 3 4 5

Table 1 (continued): Warrant criteria and weightings

Traffic parameter	Range / Item	Traffic parameter score	
		Access road	Local Distributor
6.1 Activity generators College	< 30 km/h 30 - 40 km/h 40 - 50 km/h 50 - 60 km/h > 60 km/h	0 0 4 10 12	0 0 4 10 12
6.2 Activity generators School	< 30 km/h 30 - 40 km/h 40 - 50 km/h 50 - 60 km/h > 60 km/h	0 2 4 8 10	0 2 4 8 10
6.3 Activity generators Retail	< 30 km/h 30 - 40 km/h 40 - 50 km/h 50 - 60 km/h > 60 km/h	0 0 2 4 8	0 0 2 4 8
7.1 Amenity factors Heavy vehicles (≥ Austroads Vehicle Class 3)	< 1% 1 - 2% 2 - 3% 3 - 4% 4 - 5% > 5%	0 2 4 7 10 12	0 2 4 7 10 12
7.2 Amenity factors Peak hour traffic	< 10% 10 - 20% 20 - 40% > 40%	0 5 15 20	0 3 10 15

1. Crash reduction factor to account for higher traffic volumes

0 - 999	1
1000 - 1999	0.9
2000 - 2999	0.8
3000 - 3999	0.7
4000 - 4999	0.6
over 5000	0.5

Table 2: Intervention warrants

Total point score	Decision	Action response
Less than 30 points	Considered to be a site with low safety and amenity concerns.	No further action required
30 to 50 points	Considered to be a minor technical problem site.	Consider low cost non-capital works solutions (e.g. traffic signs and pavement markings), if appropriate. Review again after 2 years.
More than 50	Considered to be a technical problem site	Considered to be a site that has problems. Identify suitable solutions for consideration for funding and implementation.

Declaration of Interest

Mayor Howlett advised the meeting he has submitted a Declaration of Impartiality Interest, related to Item 22.3, pursuant to Regulation 11, *Local Government Act (Rules of Conduct) Regulations 2007*.

Nature of interest: Mayor Howlett is a member of the Historical Society of Cockburn Inc.

22.3 (2021/MINUTE NO 0018) ACTIVITIES AT THE MANNING PARK/AZELIA LEY MUSEUM PRECINCT, INCLUDING THE WAGON HOUSE

Author D Green

Attachments 1. Azelia Ley Museum - Final Report
(CONFIDENTIAL)

RECOMMENDATION

That Council receive the report commissioned by the City of Cockburn on matters raised in relation to the operation of the Azelia Ley Museum, and adopts the recommendations contained therein.

COUNCIL DECISION

MOVED Cr C Terblanche SECONDED Cr P Eva

That Council:

1. receive the report commissioned by the City of Cockburn on matters related to the operation of the Azelia Ley Museum; and
2. note the recommendations contained therein will be administered under the direction of the Chief Executive Officer.

CARRIED UNANIMOUSLY 9/0

Reason for Decision

1. To clarify that the purpose of the Report is to provide the information requested by the Council decision of 12 November 2020 and,
2. note, for the avoidance of any doubt, that it is the statutory function of the CEO to be responsible for the direction of any recommendations related to staff.

Background

At the 12 November 2020 Ordinary Council Meeting, the following resolution of Council was passed:

'That Council commissions an independent investigation into the claims made in relation to matters involving the Azelia Ley Museum, including:



- (1) *the reasons and actions undertaken to prevent two individuals from entering the Museum; and*
- (2) *all other matters raised in the Matter for Investigation and addressed in the Officer Report, and present the outcomes of the investigation to the February 2021 Council Meeting.*

Reason

The report provided an internal assessment which does not include the perspective of those affected by the decisions made by City officers. An independent assessment commissioned by the City will afford all parties the opportunity to provide information in a fair and equal manner prior to being considered by Council

Submission

N/A

Report

In accordance with Council's decision, Cygnet Workplace Investigations were commissioned to undertake the investigation.

The Terms of Reference for the investigation were set as follows:

- Provide the opportunity for those individuals subject to the instruction by City Officers (not to return to the Azelia Ley Museum) to give their perspective on the matters that are the subject of the investigation;
- Interview City officers who either work at the Azelia Ley Museum or were involved in the decision to issue the instruction to the particular individuals;
- Interview Cr Allen, as the instigator of the initial Matter for Investigation in August 2020;
- Consider City procedures relevant to the Museum activities;
- Consider the City's obligations under the *Occupational Safety and Health Act (1984)*

All relevant parties were interviewed as part of the process and the Investigator has now completed the report into the matter, which includes:

- Findings in respect to each of the sixteen (16) matters referred to;
- Relevant advice and recommendations.

A confidential copy of the report and findings are attached (refer Attachment 1).

In summary, the report concludes that while there were obvious and undesirable behaviours exhibited by the persons who received letters prohibiting them from attending the Museum Precinct, the relevant City officers did not adequately investigate the facts of recorded incidents



prior to determining what actions were appropriate in the circumstances, resulting in an unjustified level of penalty to the affected persons.

Accordingly, it is accepted that the action taken by the City was excessive in the circumstances and that a more moderate form of direction would have been suitable on this occasion. It is proposed that the correspondence recommended in the report be forwarded to the two subject persons to conclude this matter.

Strategic Plans/Policy Implications

Community, Lifestyle and Security

A vibrant healthy, safe, inclusive and connected community.

- Provide a diverse range of accessible, inclusive and targeted community services, recreation programs, events and cultural activities that enrich our community.
- Foster local community identity and connection through social inclusion, community development, and volunteering opportunities.

Listening and Leading

A community focused, sustainable, accountable and progressive organisation.

- Ensure good governance through transparent and accountable, planning, processes, reporting, policy and decision making.

Budget/Financial Implications

The cost of the investigation (circa \$6,000) is available within the City's Municipal Budget (Consultants)

Legal Implications

The *Occupational Safety and Health Act 1984* refers.

Community Consultation

N/A

Risk Management Implications

There is a "Moderate" level of "Occupational Health and Safety" and "Brand / Reputation" risk associated with this item.

Advice to Proponents/Submitters

Those who have participated in interviews have been advised this matter is to be considered at the 11 February 2021 Ordinary Council Meeting.



Implications of Section 3.18(3) *Local Government Act 1995*

Museum and associated local historical/cultural activities are a common function for local governments to undertake on behalf of the community.



23. CONFIDENTIAL BUSINESS

Nil

24. (2021/MINUTE NO 0019) RESOLUTION OF COMPLIANCE

RECOMMENDATION

That Council is satisfied that resolutions carried at this Meeting and applicable to items concerning Council provided services and facilities, are:-

- (1) integrated and co-ordinated, so far as practicable, with any provided by the Commonwealth, the State or any public body;
- (2) not duplicated, to an extent Council considers inappropriate, services or facilities as provided by the Commonwealth, the State or any other body or person, whether public or private; and
- (3) managed efficiently and effectively.

COUNCIL DECISION

MOVED Cr P Corke SECONDED Cr C Stone

That the recommendation be adopted.

CARRIED UNANIMOUSLY 9/0

25. CLOSURE OF MEETING

The meeting closed at 8:04pm.

